



DeKalb County
G E O R G I A

FY2024 Budget

As Proposed 12/15/2023

Chief Executive Officer
Michael L. Thurmond

DeKalb County, GA

This document reflects the FY2024 Budget as proposed December 15, 2023, revised to include additional schedules and notes, corrections, and formatting changes.

DeKalb County, Georgia - FY24 Recommended Budget Control Sheet

Fund/Department		FY23 Current Budget	FY24 Base	Enhancements	Existing Vacancies	New Position Requests	Capital Projects	FY24 Total	Change (\$) FY23/24	Change (%) FY 23/24
Tax Funds										
General (100)										
04200	Animal Services	7,790,351	8,000,131	1,130,056	497,959	-		9,628,146	1,837,795	23.6%
00200	Board of Commissioners	6,150,318	5,887,017	71,144	121,012	83,408		6,162,581	12,264	0.2%
02200	Budget	1,434,337	1,336,339	16,712	71,038	-		1,424,089	(10,248)	-0.7%
00100	Chief Executive Officer	4,465,553	4,847,003	158,272	-	353,636		5,358,911	893,358	20.0%
04000	Child Advocate	3,504,079	3,450,171	70,981	651,615	83,087		4,255,854	751,775	21.5%
07800	Citizen Help Center (311)	915,598	755,393	120,247	-	141,319		1,016,959	101,361	11.1%
03600	Clerk of Superior Court	12,382,683	10,731,295	1,279,122	40,982	-		12,051,399	(331,284)	-2.7%
07200	Community Service Board	2,849,057	-	-	-	-		2,849,057	-	0.0%
09000	Contributions (General Tax)	38,820,135	864,803	-	-	-		864,803	(37,955,332)	-97.8%
06900	Cooperative Extension	1,342,615	1,120,307	10,317	34,780	-		1,165,404	(177,211)	-13.2%
09300	Debt Service	9,957,381	7,720,079	-	-	-		7,720,079	(2,237,302)	-22.5%
04400	DEMA (Emergency Management)	1,240,765	1,034,591	196,169	177,533	-		1,408,293	167,528	13.5%
07400	Department of Family & Children (DFCS)	1,598,220	1,598,220	-	-	-		1,598,220	-	0.0%
03900	District Attorney	31,498,175	31,425,884	1,106,673	882,487	2,428,135		35,843,179	4,345,004	13.8%
05600	Economic Development	3,661,250	2,059,000	781,200	-	-		2,840,200	(821,050)	-22.4%
02900	Elections	9,277,686	9,712,892	10,308,405	571,095	-		20,592,392	11,314,706	122.0%
00700	Ethics Board	875,053	613,847	53,381	142,075	80,675		889,978	14,925	1.7%
01100	Facilities	20,088,191	19,886,550	1,210,247	269,828	-	4,939,823	26,306,448	6,218,257	31.0%
02100	Finance	10,025,732	8,372,409	622,195	1,545,083	509,530		11,049,217	1,023,486	10.2%
04900	Fire (General Fund)	6,770,894	4,654,395	62,511	793,378	3,821,096		9,331,380	2,560,486	37.8%
00800	Geographic Information Systems	3,471,024	3,297,663	314,966	142,257	210,029		3,964,915	493,891	14.2%
07100	Health Board	5,720,763	5,720,763	542,008	-	-		6,262,771	542,008	9.5%
01500	Human Resources	5,757,641	5,680,627	584,755	56,400	133,832		6,455,614	697,973	12.1%
07500	Human Services	9,334,524	9,088,167	739,631	64,551	240,137		10,132,486	797,962	8.5%
00500	Internal Audit	2,277,128	1,944,054	71,682	402,475	-		2,418,211	141,083	6.2%
01600	IT	47,093,816	43,687,708	5,702,858	892,904	-	6,000,000	56,283,470	9,189,654	19.5%
03400	Juvenile Court	10,814,089	10,293,221	309,246	60,506	-		10,662,973	(151,116)	-1.4%
00300	Law	6,246,113	5,396,209	338,646	1,107,390	-		6,842,245	596,132	9.5%
06800	Libraries	23,110,513	24,727,259	774,916	-	236,816		25,738,991	2,628,478	11.4%
04800	Magistrate Court	9,613,501	7,801,924	70,732	747,339	-		8,619,995	(993,506)	-10.3%
04300	Medical Examiner	6,211,196	6,531,125	187,892	-	135,167		6,854,184	642,988	10.4%
09100	Non-Departmental	23,104,445	11,524,075	-	-	-		11,524,075	(11,580,370)	-50.1%
09700	Pension Allocation	-	-	-	-	-		-	-	NA
05100	Planning & Sustainability	3,466,721	2,104,816	687,320	359,552	270,328		3,422,016	(44,705)	-1.3%
04600	Police (General Fund)	8,193,049	7,563,202	21,508	313,092	60,505		7,958,307	(234,742)	-2.9%
04100	Probate Court	3,462,206	3,434,581	57,911	-	240,363		3,732,855	270,649	7.8%
02700	Property Appraisal	7,417,657	7,537,239	305,876	-	-		7,843,115	425,458	5.7%
04500	Public Defender	16,193,331	14,864,086	673,160	-	285,695		15,822,941	(370,390)	-2.3%
05500	Public Works Director	864,066	715,729	9,480	-	-		725,209	(138,857)	-16.1%
01400	Purchasing	4,447,136	3,564,904	299,026	1,167,223	451,909		5,483,062	1,035,926	23.3%
03200	Sheriff	95,319,914	86,885,926	5,941,961	7,139,766	113,085		100,080,738	4,760,824	5.0%
03800	Solicitor	12,020,335	10,772,105	353,669	1,209,926	260,417		12,596,117	575,782	4.8%
03700	State Court - Division A	27,230,735	25,828,507	1,405,174	3,724,516	153,585		31,111,782	3,881,047	14.3%
03500	Superior Court	18,870,041	16,842,118	584,327	155,959	-		17,582,404	(1,287,637)	-6.8%
02800	Tax Commissioner	12,003,428	11,089,262	749,914	-	568,311		12,407,487	404,059	3.4%
Total General Fund (100) less reserves		536,891,445	453,814,653	37,924,290	23,342,721	10,861,065	10,939,823	536,882,552	(8,893)	0.0%
Projected Ending Fund Balance		109,659,677						84,962,307		
Total General Fund (100) Total Bottom Line		646,551,122	453,814,653					621,844,859		
Fire Fund (270)										
09000	Contributions	444,824	400,000	-	-	-		400,000	(44,824)	-10.1%
09300	Debt Service	792,242	792,242	-	-	-		792,242	-	0.0%
04900	Fire	93,895,815	82,278,529	3,806,683	5,560,189	1,969,370	1,669,176	95,283,947	1,388,132	1.5%
09100	Non-Departmental	9,765,049	9,513,065	-	-	-		9,513,065	(251,984)	-2.6%
09700	Pension Allocation	-	-	-	-	-		-	-	NA
Total Fire Fund (270) less reserves		104,897,930	92,983,836	3,806,683	5,560,189	1,969,370	1,669,176	105,989,254	1,091,324	1.0%
Projected Ending Fund Balance		23,076,002						16,905,475		
Fire Fund (270) Total Bottom Line		127,973,932	92,983,836					122,894,729		

DeKalb County, Georgia - FY24 Recommended Budget Control Sheet

Fund/Department		FY23 Current Budget	FY24 Base	Enhancements	Existing Vacancies	New Position Requests	Capital Projects	FY24 Total	Change (\$) FY23/24	Change (%) FY 23/24
Designated Fund (271)										
09300	Debt Service	156,143	153,422	-	-	-	-	153,422	(2,721)	-1.7%
09000	Contributions	10,560,864	-	-	-	-	-	-	(10,560,864)	-100.0%
09100	Non-Departmental	6,392,392	6,109,392	500,000	-	-	-	6,609,392	217,000	3.4%
06100	Parks	25,057,927	26,223,913	402,271	57,961	621,242	-	27,305,387	2,247,460	9.0%
09700	Pension Allocation	-	-	-	-	-	-	-	-	NA
05700	Roads & Drainage	18,617,781	16,520,887	346,525	991,734	-	-	17,859,146	(758,635)	-4.1%
05400	Transportation	5,280,534	5,181,131	91,989	147,287	-	-	5,420,407	139,873	2.6%
Total Designated Fund (271) less reserves		66,065,641	54,188,745	1,340,785	1,196,982	621,242	-	57,347,754	(8,717,887)	-13.2%
Projected Ending Fund Balance		10,626,945	-	-	-	-	-	9,330,306	-	-
Designated Fund (271) Total Bottom Line		76,692,586	54,188,745	-	-	-	-	66,678,060	-	-
Unincorporated Fund (272)										
05800	Beautification	8,511,598	8,678,476	79,802	-	380,861	-	9,139,139	627,541	7.4%
05900	Code Compliance	6,606,599	5,881,813	376,273	342,789	110,655	-	6,711,530	104,931	1.6%
09000	Contributions	1,267,000	-	1,000,000	-	-	-	1,000,000	(267,000)	-21.1%
09100	Non-Departmental	6,893,876	4,862,813	3,500,000	-	-	-	8,362,813	1,468,937	21.3%
09700	Pension Allocation	-	-	-	-	-	-	-	-	NA
05100	Planning & Sustainability	2,977,267	3,032,205	421,753	42,529	-	-	3,496,487	519,220	17.4%
03700	State Court - Division B	8,219,901	6,760,955	221,691	886,125	-	-	7,868,771	(351,130)	-4.3%
Total Unincorporated Fund (272) less reserves		34,476,241	29,216,262	5,599,519	1,271,443	491,516	-	36,578,740	2,102,499	6.1%
Projected Ending Fund Balance		13,198,639	-	-	-	-	-	5,294,045	-	-
Unincorporated Fund (272) Total Bottom Line		47,674,880	29,216,262	-	-	-	-	41,872,785	-	-
Hospital/Grady Fund (273)										
09500	Grady Subsidy	13,417,952	12,934,952	6,142,553	-	-	-	19,077,505	5,659,553	42.2%
09500	Grady Debt	2,672,748	2,675,194	-	-	-	-	2,675,194	2,446	0.1%
09500	Other Professional Services	20,000	20,000	-	-	-	-	20,000	-	0.0%
Total Hospital/Grady Fund (273) less reserves		16,110,700	15,630,146	6,142,553	-	-	-	21,772,699	5,661,999	35.1%
Projected Ending Fund Balance		1,541,142	-	-	-	-	-	816,828	-	-
Hospital/Grady Fund (273) Total Bottom Line		17,651,842	15,630,146	-	-	-	-	22,589,527	-	-
Police Fund (274)										
09000	Contributions	-	-	-	-	-	-	-	-	NA
09300	Debt	1,515,472	1,514,737	-	-	-	-	1,514,737	(735)	0.0%
09100	Non-Departmental	16,209,588	16,608,223	-	-	-	-	16,608,223	398,635	2.5%
09700	Pension Allocation	-	-	-	-	-	-	-	-	NA
04600	Police	122,994,309	101,275,242	1,523,975	10,237,336	8,286,622	-	121,323,175	(1,671,134)	-1.4%
Total Police Fund (274) less reserves		140,719,369	119,398,202	1,523,975	10,237,336	8,286,622	-	139,446,135	(1,273,234)	-0.9%
Projected Ending Fund Balance		26,230,597	-	-	-	-	-	22,705,361	-	-
Police Fund (274) Total Bottom Line		166,949,966	119,398,202	-	-	-	-	162,151,496	-	-
Countywide Debt Fund (410)										
09300	Debt	291,837	-	-	-	-	-	-	(291,837)	-100.0%
Total Countywide Debt Fund (410) less reserves		291,837	-	-	-	-	-	-	(291,837)	-100.0%
Projected Ending Fund Balance		-	-	-	-	-	-	-	-	-
Countywide Debt Fund (410) Total Bottom Line		291,837	-	-	-	-	-	-	-	-
Unincorporated Debt Fund (411)										
09300	Debt	15,297,288	15,279,788	-	-	-	-	15,279,788	(17,500)	-0.1%
Total Unincorporated Debt Fund (411) less reserves		15,297,288	15,279,788	-	-	-	-	15,279,788	(17,500)	-0.1%
Projected Ending Fund Balance		631,096	-	-	-	-	-	635,485	-	-
Unincorporated Debt Fund (411) Total Bottom Line		15,928,384	15,279,788	-	-	-	-	15,915,273	-	-
Tax Funds Grand Total										
Operations		914,750,451	780,511,632	56,337,805	41,608,671	22,229,815	12,608,999	913,296,922	(1,453,529)	-0.2%
Projected Ending Fund Balance		184,964,098	-	-	-	-	-	140,649,807	-	-
Tax Funds Total Bottom Line		1,099,714,549	780,511,632	-	-	-	-	1,053,946,729	-	-

DeKalb County, Georgia - FY24 Recommended Budget Control Sheet

Fund/Department	FY23 Current Budget	FY24 Base	Enhancements	Existing Vacancies	New Position Requests	Capital Projects	FY24 Total	Change (\$) FY23/24	Change (%) FY 23/24
Special Revenue Funds									
Development Fund (201)									
05100 Planning & Sustainability	13,619,309	9,214,449	96,185	658,012	408,390		10,377,036	(3,242,273)	-23.8%
Total Development Fund (201) less reserves	13,619,309	9,214,449	96,185	658,012	408,390		10,377,036	(3,242,273)	-23.8%
Projected Ending Fund Balance	4,369,539						1,442,962		
Development Fund (201) Total Bottom Line	17,988,848	9,214,449					11,819,998		
DCTV/PEG Fund (203)									
00100 DCTV / PEG Fund	187,332	37,449	-	-	-		37,449	(149,883)	-80.0%
Total PEG (Cable TV) (203) less reserves	187,332	37,449	-	-	-		37,449	(149,883)	-80.0%
Projected Ending Fund Balance	-						-		
DCTV/PEG Fund (203) Total Bottom Line	187,332	37,449					37,449		
County Jail Fund (204)									
10000 Fund Cost Centers	600,594	557,893	-	-	-		557,893	(42,701)	-7.1%
Total County Jail Fund (204) less reserves	600,594	557,893	-	-	-		557,893	(42,701)	-7.1%
Projected Ending Fund Balance	53,981						67,263		
County Jail Fund (204) Total Bottom Line	654,575	557,893					625,156		
Foreclosure Registry Fund (205)									
05800 Beautification	151,000	151,000	-	-	-		151,000	-	0.0%
Total Foreclosure Registry Fund (205) less reserves	151,000	151,000	-	-	-		151,000	-	0.0%
Projected Ending Fund Balance	348,762						245,762		
Foreclosure Registry Fund (205) Total Bottom Line	499,762	151,000					396,762		
Victim Assistance Fund (206)									
03100 Victim Assistance	588,905	588,905	-	-	-		588,905	-	0.0%
Total Victim Assistance Fund (206) less reserves	588,905	588,905	-	-	-		588,905	-	0.0%
Projected Ending Fund Balance	185,307						16,402		
Victim Assistance Fund (206) Total Bottom Line	774,212	588,905					605,307		
Juvenile Services Fund (208)									
03400 Juvenile Court	73,771	73,771	-	-	-		73,771	-	0.0%
Total Juvenile Services Fund (208) less reserves	73,771	73,771	-	-	-		73,771	-	0.0%
Projected Ending Fund Balance	73,771						20,150		
Juvenile Services Fund (208) Total Bottom Line	147,542	73,771					93,921		
Drug Abuse Treatment Fund (209)									
02500 Drug Abuse	322,386	322,386	-	-	-		322,386	-	0.0%
Total Drug Abuse Treatment Fund (209) less reserves	322,386	322,386	-	-	-		322,386	-	0.0%
Projected Ending Fund Balance	219,292						8,379		
Drug Abuse Treatment Fund (209) Total Bottom Line	541,678	322,386					330,765		
Street Lights Fund (211)									
05400 Transportation (Public Works)	4,649,392	4,685,627	1,780	-	-		4,687,407	38,015	0.8%
Total Street Lights Fund (211) less reserves	4,649,392	4,685,627	1,780	-	-		4,687,407	38,015	0.8%
Projected Ending Fund Balance	245,325						217,464		
Street Lights Fund (211) Total Bottom Line	4,894,717	4,685,627					4,904,871		
Speed Humps Fund (212)									
05700 Public Works - Roads & Drainage	399,116	470,199	4,052	-	-		474,251	75,135	18.8%
Total Speed Humps Fund (212) less reserves	399,116	470,199	4,052	-	-		474,251	75,135	18.8%
Projected Ending Fund Balance	990,031						859,382		
Speed Humps Fund (212) Total Bottom Line	1,389,147	470,199					1,333,633		

DeKalb County, Georgia - FY24 Recommended Budget Control Sheet

Fund/Department	FY23 Current Budget	FY24 Base	Enhancements	Existing Vacancies	New Position Requests	Capital Projects	FY24 Total	Change (\$) FY23/24	Change (%) FY 23/24
E-911 Fund (215)									
02600 E-911	15,642,086	11,713,529	2,844,102	1,330,738	865,125		16,753,494	1,111,408	7.1%
Total E-911 Fund (215) less reserves	15,642,086	11,713,529	2,844,102	1,330,738	865,125		16,753,494	1,111,408	7.1%
Projected Ending Fund Balance	1,667,766	-					-		
E-911 Fund (215) Total Bottom Line	17,309,852	11,713,529					16,753,494		
Hotel/Motel Tax Fund (275)									
10000 Hotel/Motel Tax	5,768,049	5,500,000	-	-	-		5,500,000	(268,049)	-4.6%
Total Hotel/Motel Fund (275) less reserves	5,768,049	5,500,000	-	-	-		5,500,000	(268,049)	-4.6%
Projected Ending Fund Balance	-	-					-		
Hotel/Motel Tax Fund (275) Total Bottom Line	5,768,049	5,500,000					5,500,000		
Rental Car Tax Fund (280)									
10000 Rental Car Tax	1,057,543	700,000	-	-	-		700,000	(357,543)	-33.8%
Total Rental Car Tax Fund (280) less reserves	1,057,543	700,000	-	-	-		700,000	(357,543)	-33.8%
Projected Ending Fund Balance	-	-					-		
Rental Car Tax Fund (280) Total Bottom Line	1,057,543	700,000					700,000		
Special Revenue Funds Grand Total									
Operations	43,059,483	34,015,208	2,946,119	1,988,750	1,273,515		40,223,592	(2,835,891)	-6.6%
Projected Ending Fund Balance	8,153,774						2,877,764		
Special Revenue Funds Total Bottom Line	51,213,257	34,015,208					43,101,356		
Enterprise Funds									
Water & Sewer Operating Fund (511)									
02100 Finance	22,031,296	18,614,820	4,002,354	2,769,939	98,207		25,485,320	3,454,024	15.7%
08000 Water & Sewer	320,685,922	299,874,934	17,041,005	839,359	2,091,534		319,846,832	(839,090)	-0.3%
Total Water & Sewer Operating Fund (511) less reserves	342,717,218	318,489,754	21,043,359	3,609,298	2,189,741		345,332,152	2,614,934	0.8%
Projected Ending Fund Balance	82,861,237						51,529,085		
Water & Sewer Operating Fund (511) Total Bottom Line	425,578,455	318,489,754					396,861,237		
Watershed Sinking Fund (514)									
08000 Watershed (less Reserves)	78,950,871	79,030,911	-	-	-		79,030,911	80,040	0.1%
Total Watershed Sinking Fund (514) less reserves	78,950,871	79,030,911	-	-	-		79,030,911	80,040	0.1%
Projected Ending Fund Balance	90,096,466						90,211,864		
Watershed Sinking Fund (514) Total Bottom Line	169,047,337	79,030,911					169,242,775		
Sanitation Operating Fund (541)									
08100 Sanitation (Less Transfers to CIP)	92,568,529	85,860,833	3,506,563	5,003,352	68,825	4,342,703	98,782,276	6,213,747	6.7%
Total Sanitation Operating Fund (541) less reserves	92,568,529	85,860,833	3,506,563	5,003,352	68,825		98,782,276	6,213,747	6.7%
Projected Ending Fund Balance	1,942,905						1,479,548		
Sanitation Operating Fund (541) Total Bottom Line	94,511,434	85,860,833					100,261,824		
Airport Operating Fund (551)									
08200 Airport (Operations)	7,858,112	6,504,784	27,476	-	159,446		6,691,706	(1,166,406)	-14.8%
Total Airport Operating Fund (551) less reserves	7,858,112	6,504,784	27,476	-	159,446		6,691,706	(1,166,406)	-14.8%
Projected Ending Fund Balance	13,148,522						13,906,888		
Airport Operating Fund (551) Total Bottom Line	21,006,634	6,504,784					20,598,594		
Stormwater Operating Fund (581)									
05800 Curb Bumping (Beautification)	2,178,023	1,155,612	427,435	-			1,583,047	(594,976)	
06700 Stormwater (Operations)	22,948,067	17,030,951	6,909,664	1,180,556	-	5,000,000	30,121,171	7,173,104	31.3%
Total Stormwater Operating Fund (581) less reserves	25,126,090	18,186,563	7,337,099	1,180,556	-		31,704,218	6,578,128	26.2%
Projected Ending Fund Balance	4,424,826						4,713,052		
Stormwater Operating Fund (581) Total Bottom Line	29,550,916	18,186,563					36,417,270		

DeKalb County, Georgia - FY24 Recommended Budget Control Sheet

Fund/Department	FY23 Current Budget	FY24 Base	Enhancements	Existing Vacancies	New Position Requests	Capital Projects	FY24 Total	Change (\$) FY23/24	Change (%) FY 23/24
Enterprise Funds Grand Total									
Operations	547,220,820	508,072,845	31,914,497	9,793,206	2,418,012		561,541,263	14,320,443	2.6%
Projected Ending Fund Balance	192,473,956						161,840,437		
Enterprise Funds Total Bottom Line	739,694,776	508,072,845					723,381,700		

Internal Services Funds									
Fleet - Vehicle Maintenance Fund (611)									
01200 Fleet	37,714,278	37,097,665	1,585,682	714,676	958,706		40,356,729	2,642,451	7.0%
Total Fleet - Vehicle Maint. Fund (611) less reserves	37,714,278	37,097,665	1,585,682	714,676	958,706		40,356,729	2,642,451	7.0%
Projected Ending Fund Balance							1,243,456		
Fleet - Vehicle Maint. Fund (611) Total Bottom Line	37,714,278	37,097,665					41,600,185		

Vehicle Replacement Fund (621)									
01300 Fleet	127,352,520	33,516,648	-	-	-		33,516,648	(93,835,872)	-73.7%
Total Vehicle Replacement Fund (621) less reserves	127,352,520	33,516,648	-	-	-		33,516,648	(93,835,872)	-73.7%
Projected Ending Fund Balance							-		
Vehicle Replacement Fund (621) Total Bottom Line	127,352,520	33,516,648					33,516,648		

Risk Management Fund (631)									
01000 Risk	131,130,958	130,821,118	2,136,093	125,176	-		133,082,387	1,951,429	1.5%
Total Risk Management Fund (631) less reserves	131,130,958	130,821,118	2,136,093	125,176	-		133,082,387	1,951,429	1.5%
Projected Ending Fund Balance	6,901,783						9,737,170		
Risk Management Fund (631) Total Bottom Line	138,032,741	130,821,118					142,819,557		

Workers Compensation Fund (632)									
01000 Workers Comp	9,840,347	9,858,992	15,385	-	-		9,874,377	34,030	0.3%
Total Workers Compensation Fund (632) less reserves	9,840,347	9,858,992	15,385	-	-		9,874,377	34,030	0.3%
Projected Ending Fund Balance	5,128,378						5,108,865		
Workers Compensation Fund (632) Total Bottom Line	14,968,725	9,858,992					14,983,242		

Internal Services Funds Grand Total									
Operations	306,038,103	211,294,423	3,737,160	839,852	958,706		216,830,141	(89,207,962)	-29.1%
Projected Ending Fund Balance							16,089,491		
Internal Services Funds Total Bottom Line	306,038,103	211,294,423					232,919,632		

Revenue Bonds Lease Payment Funds									
Building Authority (Juvenile) Lease Payments (412)									
09300 Debt	3,710,536	2,634,232	-	-	-		2,634,232	(1,076,304)	-29.0%
Total Building Authority Lease Payment (412) less reserves	3,710,536	2,634,232	-	-	-		2,634,232	(1,076,304)	-29.0%
Projected Ending Fund Balance	386,430						386,430		
Building Authority Lease Payments (412) Total Bottom Line	4,096,966	2,634,232					3,020,662		

Public Safety & Judicial Facility Authority Fund (413)									
09300 Debt	3,097,694	3,093,194	-	-	-		3,093,194	(4,500)	-0.1%
Total Pub Safe & Jud Fac Authority (413) less reserves	3,097,694	3,093,194	-	-	-		3,093,194	(4,500)	-0.1%
Projected Ending Fund Balance	183,263						183,569		
Pub Safe & Jud Fac Authority (413) Total Bottom Line	3,280,957	3,093,194					3,276,763		

DeKalb County, Georgia - FY24 Recommended Budget Control Sheet

Fund/Department	FY23 Current Budget	FY24 Base	Enhancements	Existing Vacancies	New Position Requests	Capital Projects	FY24 Total	Change (\$) FY23/24	Change (%) FY 23/24
Urban Redevelopment Agency Bonds Fund (414)									
09300 Debt	654,577	644,035	-	-	-		644,035	(10,542)	-1.6%
Total Urban Redev Agency Bonds (414) less reserves	654,577	644,035	-	-	-		644,035	(10,542)	-1.6%
Projected Ending Fund Balance	103,139						103,139		
Urban Redev Agency Bonds (414) Total Bottom Line	757,716	644,035					747,174		
Revenue Bond Funds Grand Total									
Operations	7,462,807	6,371,461	-	-	-		6,371,461	(1,091,346)	-14.6%
Projected Ending Fund Balance	672,832						673,138		
Revenue Bond Funds Total Bottom Line	8,135,639	6,371,461					7,044,599		
Operating Funds Grand Total									
Operating Funds Only	1,818,531,664	1,540,265,569	94,935,581	54,230,479	26,880,048		1,738,263,379	(80,268,285)	-4.4%
Projected Ending Fund Balance	386,264,660						322,130,637		
Operating Funds Total Bottom Line	2,204,796,324	1,540,265,569					2,060,394,016		

DeKalb County, Georgia - Tax Funds Rolls Up

FY24 Proposed (December 15, 2023)	Proj Fund Balance	Revenue	Recurring Expenses	Non-recurring Expenses	Total Reserves	Months Reserved	One Month
General Fund (100)	109,659,677	512,185,182	510,549,786	26,332,766	84,962,307	2.0	42,545,816
Fire (270)	23,076,002	99,818,727	103,920,078	2,069,176	16,905,475	2.0	8,660,007
Designated (271)	10,626,945	56,051,115	57,347,754	-	9,330,306	2.0	4,778,980
Unincorporated (272)	13,198,639	28,674,146	32,578,740	4,000,000	5,294,045	2.0	2,714,895
Hospital (273)	1,541,142	21,048,385	21,772,699	-	816,828	0.5	1,814,392
Police (274)	26,230,597	135,920,899	139,446,135	-	22,705,361	2.0	11,620,511
Countywide Bond (410)	-	-	-	-	-	N/A	-
Unincorp Bond (411)	1,667,451	14,247,822	15,279,788	-	635,485	0.5	1,273,316
Total Tax Funds	186,000,453	867,946,276	880,894,980	32,401,942	140,649,807	1.9	73,407,915
<i>Active Funds Only</i>	182,791,860	832,650,069	843,842,493	32,401,942	139,197,494	2.0	70,320,208
<i>Police/Desig/Uni Funds</i>	50,056,181	220,646,160	229,372,629	4,000,000	37,329,712	2.0	19,114,386

FY2024 Capital Contributions

CIP Request No.	Fund Type	Fund Name	Fund	User Department	Project Description	FY2024 Requests	FY2024 Recommended
2024-100.1	Tax Funds	General Fund	100	Facilities	Renovation of Maloof Annex Auditorium. The original estimate was five years old, based only on construction costs. The anticipated FY24 need includes Architectural and Engineering Design fees, Low Voltage, Fire Suppression, Escalation, and Contingency.	470,000	470,000
2024-100.2	Tax Funds	General Fund	100	Facilities	Renovation at 4572 Memorial Drive for State Court Division B. The original scope has expanded and the originally anticipated start date has been delayed, resulting in additional costs and escalation.	1,315,000	-
2024-100.3	Tax Funds	General Fund	100	Facilities	Juvenile Justice Center canopy over judges' parking.	43,000	43,000
2024-100.4	Tax Funds	General Fund	100	Facilities	Renovation of historical courthouse. Original funding was for architectural and engineering design only. Need funding for construction.	3,492,636	-
2024-100.5	Tax Funds	General Fund	100	Facilities	Renovation of Superior Court 4th floor. Project partially funded in FY23. Delays by Judges in starting. Need additional funding for construction based on cost estimate.	2,400,000	-
2024-100.6	Tax Funds	General Fund	100	Facilities	Renovations at Old Bruce Street School building into a Police Center.	4,275,274	-
2024-100.7	Tax Funds	General Fund	100	Facilities	Relocation of IT Department from Old Bobby Burgess to Maloof Annex Building. Relocating the Tax Assessors Office creates this new space opportunity.	3,800,000	-
2024-100.8	Tax Funds	General Fund	100	Facilities	Moving expenses from Maloof Annex Building to 325 Swanton Way building.	315,080	-
2024-100.9	Tax Funds	General Fund	100	Facilities	Electric car infrastructure charging stations to support ongoing electric car charging stations growth in new electric cars ordered by Fleet for Superior Court, Memorial Drive Complex, Bobby Burgess, and Maloof Building Complex.	450,000	-
2024-100.10	Tax Funds	General Fund	100	Facilities	Boiler replacements at Superior Courthouse and Historical Courthouse.	340,000	340,000
2024-100.11	Tax Funds	General Fund	100	Facilities	Temporary meeting place for Board of Commissioner meetings.	422,103	422,103
2024-100.12	Tax Funds	General Fund	100	Facilities	HVAC replacements for libraries, Judicial Tower, State Court, Callanwolde, Historic Courthouse, Midway Recreation Center, EL Richardson Building, Roads & Drainage, NH Scott Recreation Center, Sanitation - Leroy Scott, Juvenile Justice Center.	2,003,921	-
2024-100.13	Tax Funds	General Fund	100	Facilities	Upgrade the Building Automation System for Sanitation-Leroy Scott location, Eleanor Richardson Building and 325 Swanton Way building. HVAC BAS Upgrade is critical in regulating, maintaining and troubleshooting HVAC related issues in buildings.	330,000	-
2024-100.14	Tax Funds	General Fund	100	Facilities	Roof replacements at 1950/1960 W. Exchange Place, DCSB Tran- 2660 Osborne Rd, North DeKalb Health Center, and Mystery Valley Golf Club. All roofs are beyond repair. Buildings are experiencing roof leaks.	2,737,778	-
2024-100.15	Tax Funds	General Fund	100	Facilities	Elevator code mandate - meet code and safety requirements for county elevators. All buildings are in need of code update before December 31, 2024.	285,900	285,900
2024-100.16	Tax Funds	General Fund	100	Facilities	Plumbing upgrades for backflow devices servicing and testing, underground water & sewer main supply to buildings, preventative maintenance on all tankless water heaters, booster pumps and control systems, storm drain install, high/low bi level wall mounted water fountain with bottle filter. Building locations are Judicial Tower, 4380 Memorial Drive, and various county buildings.	520,799	-

FY2024 Capital Contributions

CIP Request No.	Fund Type	Fund Name	Fund	User Department	Project Description	FY2024 Requests	FY2024 Recommended
2024-100.17	Tax Funds	General Fund	100	Facilities	Generator replacements of older generators and automatic transfer switch (ATS) at all buildings to protect county equipment.	250,000	-
2024-100.18	Tax Funds	General Fund	100	Facilities	Upgrade outdated Uninterruptible Power Supplies modules and batteries at all buildings to protect county equipment.	150,000	-
2024-100.19	Tax Funds	General Fund	100	Facilities	Exterior window cleaning at 1950 and 1960 W. Exchange Place buildings which house the Police and Fire Headquarters.	33,000	-
2024-100.20	Tax Funds	General Fund	100	Facilities	Replace main vehicle gate at 1950 W. Exchange Place to secure the Fire Headquarters vehicle access.	45,000	45,000
2024-100.21	Tax Funds	General Fund	100	Facilities	Landscape and irrigation upgrade at 178/180 Sams Street and various County locations for beautification and landscape maintenance. Also, landscaping and lighting near the flagpole at main entrance at 178 Sams Street.	382,312	-
2024-100.22	Tax Funds	General Fund	100	Facilities	Need funding to repair damaged existing sidewalks located near Historical Courthouse, and 1960 W. Exchange Police Headquarters. Also, need funding to repair asphaltic pavement at parking areas at 3110 Clifton Springs and Eleanor Richardson Building.	527,000	-
2024-100.23	Tax Funds	General Fund	100	Facilities	Roads & Drainage trailer to meet ADA for associated parking lot and connection of building entrance. Unforeseen DoIT costs to wire entire facility and add all new equipment.	100,000	100,000
2024-100.24	Tax Funds	General Fund	100	Facilities	Roads & Drainage small engine shop - initial funding was awarded to start the project. Need additional funding for connection of utilities and DoIT.	75,000	-
2024-100.25	Tax Funds	General Fund	100	Facilities	Roads & Drainage small engine shop - need funding for Phase 1 which includes demolition of existing building.	500,000	500,000
2024-100.26	Tax Funds	General Fund	100	Facilities	Purchase of property located at 2994 Turner Hill Road, Stonecrest, GA 30038. Proposed purchase will be to relocate the Voter's Registration Department.	3,200,000	-
2024-100.27	Tax Funds	General Fund	100	Facilities	Renovation of the interior of building for Voter's Registration.	14,298,000	-
2024-100.28	Tax Funds	General Fund	100	Facilities	South DeKalb beautification and Extension Services site development site - buildout, landscaping and trailer relocation costs.	2,500,000	2,500,000
2024-100.29	Tax Funds	General Fund	100	Facilities	Energy efficiency audit and energy performance review to execute engineering proposal by WSP Inc. for energy usage and energy efficiency assessments.	202,000	202,000
2024-100.30	Tax Funds	General Fund	100	Facilities	Brick enclosure for recycling at 178 Sams Street.	75,000	-
2024-100.31	Tax Funds	General Fund	100	Facilities	Construction of small engine shop facility.	1,000,000	-
2024-100.32	Tax Funds	General Fund	100	Facilities	Maintenance and repairs at 178 Sams Street to support four major operating departments.	500,000	-
2024-100.33	Tax Funds	General Fund	100	Facilities	Exit signs remediation and lighting protection at 178 Sams Street. Renovations have necessitated adjustments to the positions and directions of various exit signs throughout the building. Also, lightning surge protection is needed at roof level of building.	120,000	-
2024-100.34	Tax Funds	General Fund	100	Facilities	HVAC maintenance to add controls. Existing HVAC systems need repairs due to years of deferred maintenance.	120,000	-
2024-100.35	Tax Funds	General Fund	100	Facilities	Sewer pipe replacement at 178 Sams Street - replace damaged outfall sewer pipe.	128,000	-
2024-100.36	Tax Funds	General Fund	100	Facilities	Sewer pipe replacement at 178 Sams Street - renovations of all restrooms' countertops, faucets, urinals.	160,000	-

FY2024 Capital Contributions

CIP Request No.	Fund Type	Fund Name	Fund	User Department	Project Description	FY2024 Requests	FY2024 Recommended
2024-100.37	Tax Funds	General Fund	100	Facilities	DCCO suite and conference rooms - table and chairs for DCCO Office and other conference rooms in building.	55,000	-
2024-100.38	Tax Funds	General Fund	100	Facilities	Interior digital signage and correcting existing signage at 178 Sams Street. Also, funds are needed for adjustments to walls, glass doors and modular wall installation.	160,000	-
2024-100.39	Tax Funds	General Fund	100	Facilities	Security and card access at 178 Sams Street - funding for X-ray machine at all entrances. Also, to install video surveillance, and vehicle tag readers at exterior gates and entrances (safety measures for employees and visitors entering the building).	130,650	-
2024-100.40	Tax Funds	General Fund	100	Facilities	Complete upgrading of energy efficient lighting throughout Maloof Building including stairwell to LED lighting.	31,820	31,820
2024-100.41	Tax Funds	General Fund	100	Superior Court	Court room carpet replacement.	200,000	-
2024-100.42	Tax Funds	General Fund	100	Superior Court	Jury room renovations for COVID and ADA compliance.	400,000	-
2024-100.43	Tax Funds	General Fund	100	District Attorney	Renovation of the court house - District Attorney space (7th floor).	2,300,000	-
2024-100.44	Tax Funds	General Fund	100	IT	To replace obsolete computers and related hardware that will not support being upgraded to current supported versions of Windows.	2,000,000	2,000,000
2024-100.45	Tax Funds	General Fund	100	IT	enQuesta project was delayed due to COVID. Three consultants are assigned to the projects whose assignments will require an extension. Integration to FMIS scheduled for go-live August 2024.	550,000	550,000
2024-100.46	Tax Funds	General Fund	100	IT	311 Oracle CRM Implementation project was delayed due to COVID. Two consultants assigned to the projects whose assignments will require an extension. These individuals serve in primary roles vital to ensuring the success of the new remote project implementation model.	490,000	490,000
2024-100.47	Tax Funds	General Fund	100	IT	The Microsoft ADMS upgrade has been delayed because Tyler iAS World and Kronos was not upgraded as required. This request is to extend the Microsoft ADMS consultants and migration infrastructure another year.	850,000	850,000
2024-100.48	Tax Funds	General Fund	100	IT	Cityworks AMS software is currently being utilized by four County Departments for their public asset and work management solutions (Watershed, Facilities, Traffic Engineering, and Roads and Drainage). Parks requests to implement the Cityworks system as a work order system for daily reporting and tracking.	290,000	290,000
2024-100.49	Tax Funds	General Fund	100	IT	CAD upgrade so RMS attachments (i.e.: images, video files, cell phone records, etc.) can be transferred to NICE.	520,000	520,000
2024-100.50	Tax Funds	General Fund	100	IT	Avaya is no longer a viable long-term option for our enterprise telephone system. This request is to fund external consultants to assist in the evaluation and recommendation of alternatives.	750,000	750,000
2024-100.51	Tax Funds	General Fund	100	IT	The current Avigilon security camera system has become unmanageable as the result of uncontrolled expansion beginning with the COVID pandemic. Multiple departments are now significantly expanding the use of security cameras and now requires an evaluation of our infrastructure architecture.	250,000	250,000
2024-100.52	Tax Funds	General Fund	100	IT	The current MDM and MFA implementation requires additional consulting services to stabilize the enterprise environment and implementation of YubiKey security tokens as a viable option for MFA.	300,000	300,000

FY2024 Capital Contributions

CIP Request No.	Fund Type	Fund Name	Fund	User Department	Project Description	FY2024 Requests	FY2024 Recommended
2024-100.53	Tax Funds	General Fund	100	Sheriff	Replacement of jail locks to ensure the care, custody, and control of the inmates and safety of staff.	2,376,200	-
2024-100.54	Tax Funds	General Fund	100	Sheriff	Replacement of toilets/sinks. Inmates break porcelain and use as weapons. ACA auditors issued a finding in 2022/2023 for having porcelain in the inmate housing unit.	1,558,600	-
2024-100.55	Tax Funds	General Fund	100	Sheriff	Glass tinting to mitigate the inmates performing the "circle jerk" by tinting Security Control's glass panes to prohibit inmates from having a visual on staff.	97,000	-
2024-100.56	Tax Funds	General Fund	100	Sheriff	Repair broken windows. Some are damaged due to vandalism and can be a security & safety risk. Recommend replace all windows with Lexan mesh wiring (and sealing to reduce cost).	2,917,166	-
2024-100.57	Tax Funds	General Fund	100	Sheriff	Replacement light fixtures with shatter proof fixtures. Inmates are able to break light fixtures and consume the glass fragments causing self-injury. Shatter resistant fixtures prohibit inmates from dismantling for ill use.	472,023	-
2024-100.58	Tax Funds	General Fund	100	Sheriff	Replacement of kitchen equipment (commercial kittle).	50,000	-
2024-100.59	Tax Funds	General Fund	100	Sheriff	Replacement of dishwasher (commercial dishwasher).	60,000	-
2024-100.60	Tax Funds	General Fund	100	Sheriff	Replacement of control module in central plant. The control module that controls the variable drives on the supply water pumps is missing and cannot be replaced.	700,000	-
2024-100.61	Tax Funds	General Fund	100	Sheriff	Replacement of pressure regulating valves (10) for hot and cold water supply loops. These are necessary along with bladder tanks to maintain system design pressure on the water supply lines. Currently part of the problem with hammering.	70,000	-
2024-100.62	Tax Funds	General Fund	100	Sheriff	Replacement of failed bladder tanks. These tanks provide pressure to the system to balance as water is used.	65,000	-
2024-100.63	Tax Funds	General Fund	100	Sheriff	Replacement of secondary pumps that have failed due to age. Pumps are critical to supply water to chillers and cold water loop.	95,000	-
2024-100.64	Tax Funds	General Fund	100	Sheriff	Replacement of four 6" gate valves on back wall of central plant failed/leaking. The seals and valves have failed due to age and are leaking a lot of water.	15,500	-
2024-100.65	Tax Funds	General Fund	100	Sheriff	Replacement of three boilers. Boilers are original and beyond life expectancy.	667,000	-
2024-100.66	Tax Funds	General Fund	100	Sheriff	Replacement of caulking and seals on exterior pre-cast walls This will eliminate leaking in kitchen and other building areas.	1,000,000	-
2024-100.67	Tax Funds	General Fund	100	Sheriff	Replacement of piping throughout the building. Standard condition of the hot and cold water supply pipe is 70% clogged due to lack of water treatment.	1,350,000	-
2024-100.68	Tax Funds	General Fund	100	Sheriff	Replacement of all pneumatic controls with DDC (central plant and building). Current pneumatic system is failing due to age.	575,000	-
2024-100.69	Tax Funds	General Fund	100	Sheriff	Roof replacement and repair. Some sections have failed and are leaking. Others are nearing failure and should be considered for replacement.	2,000,000	-
2024-100.70	Tax Funds	General Fund	100	Sheriff	Upgrade all security electronics throughout the jail. The average life expectancy of security electronics in a jail is 10 years due to the fact that they operate 24/7/365. All systems are well beyond their life expectancy and failure will become more and more prevalent.	2,000,000	-

FY2024 Capital Contributions

CIP Request No.	Fund Type	Fund Name	Fund	User Department	Project Description	FY2024 Requests	FY2024 Recommended
2024-100.71	Tax Funds	General Fund	100	Sheriff	Resurfacing/stripping of parking lot. Lot is cracking and will continue to age and fail.	500,000	-
2024-100.72	Tax Funds	General Fund	100	Sheriff	Shower repair to prevent water penetration into pipe chase.	715,000	-
2024-100.73	Tax Funds	General Fund	100	Sheriff	Elevator upgrades on all elevators. Parts are becoming harder to find. Reduce down time.	2,500,000	-
2024-100.74	Tax Funds	General Fund	100	Sheriff	Replace fan coil units and other units throughout building. Due to lack of water treatment and units being original to building, units are starting to fail.	1,088,333	-
2024-100.74	Tax Funds	General Fund	100	Sheriff	Electric vehicle lease payments.	864,803	-
General				General Fund		78,580,898	10,939,823

FY2024 Capital Contributions

CIP Request No.	Fund Type	Fund Name	Fund	User Department	Project Description	FY2024 Requests	FY2024 Recommended
2024.270.1	Tax Funds	Fire Fund	270	Fire Fund	Apparatus bay door replacement which began in FY22 (year 3).	400,000	-
2024.270.2	Tax Funds	Fire Fund	270	Fire Fund	Renovation/repairs at fire stations - mold at FS 24 (est.1986), main sewer line breaks at FS23 (est.1986) and FS 25 (est. 1998*). These infrastructures failures and renovations are averaging \$350K and should be expected to continue given the age and conditions of buildings. Looking to fund over a 3-year period, Year 1 &2 \$700K per year, Year 3 \$350K.	700,000	-
Fire				Fire Fund		1,100,000	-
2024.271.1	Tax Funds	Designated Fund	271	Parks & Recreation	16-25 passenger bus to support programs/activities at the new East Central DeKalb Community and Senior Center.	160,000	-
2024.271.2	Tax Funds	Designated Fund	271	Parks & Recreation	15 passenger van for the expanded therapeutic recreation programs.	75,000	-
2024.271.3	Tax Funds	Designated Fund	271	Parks & Recreation	Mystery Valley cart path replacement (Phase 1).	200,000	-
2024.271.4	Tax Funds	Designated Fund	271	Parks & Recreation	Mystery Valley parking lot repair.	100,000	-
2024.271.5	Tax Funds	Designated Fund	271	Parks & Recreation	Sugar Creek parking lot repair.	100,000	-
2024.271.6	Tax Funds	Designated Fund	271	Parks & Recreation	Construction of four pickleball courts.	100,000	-
2024.271.7	Tax Funds	Designated Fund	271	Parks & Recreation	Cart path replacement (Phase 1).	200,000	-
2024.271.8	Tax Funds	Designated Fund	271	Parks & Recreation	Intrenchment Creek boardwalk - connect to PATH, construct a pavilion and bring back community park space. Received CVB funding in 2023.	940,000	-
2024.271.9	Tax Funds	Designated Fund	271	Parks & Recreation	Michelle Obama Park - funding needed to construct the playground, spray ground, pavilion and parking lot. Received URA funds.	8,400,000	-
2024.271.10	Tax Funds	Designated Fund	271	Parks & Recreation	Avondale Dunaire Master Plan - to construct the parking lot, walking trails, and synthetic turf fields which include lighting. Received District 4 funding.	3,500,000	-
2024.271.11	Tax Funds	Designated Fund	271	Parks & Recreation	Acquisitions - to purchase additional park land to properly serve the community. Received CIP funding.	2,500,000	-
2024.271.12	Tax Funds	Designated Fund	271	Parks & Recreation	ARPA Zonolite - to begin construction of the stream restoration. Received ARPA Tranche I funding.	1,200,000	-
2024.271.13	Tax Funds	Designated Fund	271	Parks & Recreation	ARPA Deepdene - to begin construction of the stream restoration. Received ARPA Tranche I funding.	1,450,000	-
2024.271.14	Tax Funds	Designated Fund	271	Parks & Recreation	EMBARC - to renovate the restroom, pumps, detention area, parking area, tennis courts and covered basketball. Received CVB funding.	1,650,000	-
2024.271.15	Tax Funds	Designated Fund	271	Parks & Recreation	Pleasantdale - to reconstruct and develop the concession buildings and synthetic turf soccer fields.	2,000,000	-
2024.271.16	Tax Funds	Designated Fund	271	Parks & Recreation	Ellenwood Park - engineering and construction of an intergenerational facility.	20,000,000	-
2024.271.17	Tax Funds	Designated Fund	271	Parks & Recreation	Mason Mill Park - funding needed to improve and replace existing buildings before public safety becomes an issue. Received CIP funding.	12,750,000	-
2024.271.18	Tax Funds	Designated Fund	271	Parks & Recreation	Tennis at DeKalb - construct a newly designed tennis center which will provide access and space for patrons to enjoy. Received funding in 2001 and 2006 Park Bond (\$850,000).	4,500,000	-

FY2024 Capital Contributions

CIP Request No.	Fund Type	Fund Name	Fund	User Department	Project Description	FY2024 Requests	FY2024 Recommended
2024.271.19	Tax Funds	Designated Fund	271	Parks & Recreation	Shoal Creek concessions - funding to improve and rehabilitate existing buildings before public safety becomes a concern.	225,000	-
2024.271.20	Tax Funds	Designated Fund	271	Parks & Recreation	Wade Walker improvements - playground replacement has been recommended due to age and the inability to find repair parts. Immediate replacement needed due to safety concern. In addition, funding is needed for the gazebo, boardwalk, lake area and paths.	2,000,000	-
2024.271.21	Tax Funds	Designated Fund	271	Parks & Recreation	Rockbridge Road acquisition - acquire 40 acres to expand parkland and provide recreational opportunities to unserved communities.	2,600,000	-
2024.271.22	Tax Funds	Designated Fund	271	Parks & Recreation	County Line Park - funding needed to complete the Master Plan which includes updated facilities for the community. Received prior funding from SPLOST.	1,800,000	-
2024.271.23	Tax Funds	Designated Fund	271	Parks & Recreation	Security fence (Phase 1) - new fence posts and boards are needed to secure the fencing surrounding the horse farm.	150,000	-
2024.271.24	Tax Funds	Designated Fund	271	Roads & Drainage	Trailers for Roads & Drainage to ensure security of various tools/equipment.	1,200,000	-
2024.271.25	Tax Funds	Designated Fund	271	Transportation	Conversion of street lights from HPS to LED multiple corridors.	200,000	-
Designated						68,000,000	-
2024.272.1	Tax Funds	Unincorporated Fund	272			-	
Unincorporated						-	-
Tax Funds						147,680,898	10,939,823
2024.201.1	Special Revenue Funds	Development	201	Planning & Sustainability	Upgrade permit system to enhance services.	2,500,000	-
Development Fund						2,500,000	-
2023.215.1	Special Revenue Funds	E-911 Fund	215	E-911	Viper Phone System Upgrade (E-911 Wired). Needed to enhance the efficiency of reporting system to effectively measure performance data, operations and Public Safety Answering Point (PSAP) management.	686,290	686,290
E-911 Fund						686,290	686,290
Special Revenue Funds						3,186,290	686,290
2024.541.1	Enterprise Funds	Sanitation Fund	541	Public Works - Sanitation	Modular trailers for six divisions (transfer station, safety team, central residential collections lot, commercial customer service team, commercial north transfer station and Seminole Road landfill).	1,500,000	1,500,000
2024.541.2	Enterprise Funds	Sanitation Fund	541	Public Works - Sanitation	Landfill cell construction project (Phase 3), units 2 & 4, Cells 3N, 4N & 5N (23.1 acres).	842,703	842,703
2024.541.3	Enterprise Funds	Sanitation Fund	541	Public Works - Sanitation	Leachate tank replacement.	2,000,000	2,000,000
2024.541.4	Enterprise Funds	Sanitation Fund	541	Public Works - Sanitation	Upgrade East Transfer Station.	100,000	-
Sanitation						4,442,703	4,342,703
2024.281.1	Enterprise Funds	Stormwater	581	Stormwater Administration	FEMA Grant Stormwater Culvert Replacement and Mid Term \$4 million addition.	5,000,000	5,000,000
Airport						5,000,000	5,000,000
Enterprise Funds						9,442,703	9,342,703
2024.611.1	Internal Service	Vehicle Maintenance	611	Fleet	Upgrade of maintenance shop restroom.	60,000	0

FY2024 Capital Contributions

CIP Request No.	Fund Type	Fund Name	Fund	User Department	Project Description	FY2024 Requests	FY2024 Recommended
2024.611.2	Internal Service	Vehicle Maintenance	611	Fleet	Commercial air compressor for 5350 Memorial Drive.	35,000	0
Fleet Management				Internal Service Fund		95,000	-
Grand Total				Grand Total		160,404,891	20,968,816

DeKalb County, Georgia - FY2024 Position Change Schedule

Fund Name	Fund	Department	Cost Center # (Current)	Cost Center # (New)	Start Date	Title	Count	Action
General	100	CEO	00120		4/1/2024	Assistant to CEO	1	New
General	100	CEO	00150		1/1/2024	Audiovisual Technician	2	New
General	100	CEO	00150		1/1/2024	Associate Producer	1	New
General	100	BOC	00204		1/1/2024	Commissioner Office Aide	1	New
General	100	Ethics	00701		1/1/2024	Paralegal	1	New
General	100	Purchasing	01410		4/15/2024	Internal Audit Manager	1	New
General	100	Purchasing	01410		4/15/2024	Customer Care Rep	1	New
General	100	Purchasing	01460		4/1/2024	Procurement Agent	2	New
General	100	Purchasing	01460		6/1/2024	Procurement Agent Sr	1	New
General	100	Purchasing	01460		5/1/2024	Procurement Technician	1	New
General	100	Purchasing	01460		4/1/2024	Procurement Manager	1	New
General	100	Human Resources	01510		4/1/2024	Human Resources Generalist Adm	1	New
General	100	Finance	02120		1/1/2024	Fiscal Officer, Senior	1	New
General	100	Finance	02150		1/1/2024	Accountant, Senior	1	New
General	100	Finance	02150		1/1/2024	Budget & Management Analyst Sr	1	New
General	100	Finance	02150		1/1/2024	Internal Audit, Senior	1	New
General	100	Finance	02160		1/1/2024	Benefits Specialist, Senior	1	New
General	100	Tax Commissioner	02810		1/1/2024	Tax Tag Clerk	1	New
General	100	Tax Commissioner	02820		1/1/2024	Tax Tag Clerk	10	New
General	100	Sheriff	03201		1/1/2024	Public Information Officer	1	New
General	100	State Court A	03710		1/1/2024	Deputy Clerk II	1	New
General	100	State Court A	03710		1/1/2024	Deputy Clerk I	2	New
General	100	Medical Examiner	04310		1/1/2024	Chief Medical Investigator	1	New
General	100	Emergency Management (DEMA)	04410		4/1/2024	Deputy Director, DEMA	1	New
General	100	Public Defender	04510		1/1/2024	Administrative Coordinator	1	New
General	100	Public Defender	04510		1/1/2024	Supervising Attorney	1	New
General	100	Police	04601		4/1/2024	Management Analyst I	1	New
General	100	Fire	04930		5/1/2024	Emergency Medical Technician	7	New
General	100	Fire	04930		5/1/2024	Paramedic	8	New
General	100	Fire	04930		1/1/2024	Management Analyst IV	5	New
General	100	Planning	05115		4/1/2024	Public Information Officer	1	New
General	100	Planning	05115		4/1/2024	Public Outreach Specialist	1	New
General	100	Planning	05115		4/1/2024	Payroll/Personnel Asst Lead	1	New
General	100	Planning	05115		4/1/2024	Special Projects Coordinator Senior	1	New
General	100	Library	06860		4/1/2024	Security Guard	6	New
General	100	Human Services	07510		1/1/2024	Special Projects Coordinator Senior	1	New
General	100	Human Services	07530		3/1/2024	Bus Operator	2	New
General	100	Human Services	07530		4/1/2024	Departmental IT Specialist	1	New
General	100	Citizen Help	07801		4/1/2024	Customer Care Rep	4	New
General	100	District Attorney	03910		1/1/2024	Supervising Attorney	4	New
General	100	District Attorney	03910		1/1/2024	Attorney VI	5	New
General	100	District Attorney	03910		1/1/2024	Investigator II	3	New
General	100	District Attorney	03910		1/1/2024	Victim Witness Program Coordinator	3	New
General	100	District Attorney	03910		1/1/2024	Management Analyst III	1	New
General	100	District Attorney	03910		1/1/2024	Social Worker	1	New
General	100	District Attorney	03910		1/1/2024	Legal Secretary, Sr	1	New
General	100	District Attorney	03910		1/1/2024	Paralegal, Sr	1	New
General	100	District Attorney	03910		1/1/2024	Administrative Support Manager	1	New
General	100	Solicitor	03810		4/1/2024	Attorney I	1	New
General	100	Solicitor	03815		4/1/2024	Victim Witness Program Coordinator	3	New

DeKalb County, Georgia - FY2024 Position Change Schedule

Fund Name	Fund	Department	Cost Center #	Start Date	Title	Count	Action
General	100	CEO	00120	4/1/2024	Assistant to CEO	1	New
General	100	CEO	00150	1/1/2024	Audiovisual Technician	2	New
General	100	CEO	00150	1/1/2024	Associate Producer	1	New
General	100	BOC	00204	1/1/2024	Commissioner Office Aide	1	New
General	100	Ethics	00701	1/1/2024	Paralegal	1	New
General	100	G.I.S.	00801	1/1/2024	Deputy Director	1	New
General	100	G.I.S.	00801	4/1/2024	Real Estate Specialist	1	New
General	100	Purchasing	01410	4/15/2024	Internal Audit Manager	1	New
General	100	Purchasing	01410	4/15/2024	Customer Care Rep	1	New
General	100	Purchasing	01460	4/1/2024	Procurement Agent	2	New
General	100	Purchasing	01460	6/1/2024	Procurement Agent Sr	1	New
General	100	Purchasing	01460	5/1/2024	Procurement Technician	1	New
General	100	Purchasing	01460	4/1/2024	Procurement Manager	1	New
General	100	Human Resources	01510	4/1/2024	Human Resoources Generalist Adm	1	New
General	100	Finance	02120	1/1/2024	Fiscal Officer, Senior	1	New
General	100	Finance	02150	1/1/2024	Accountant, Senior	1	New
General	100	Finance	02150	1/1/2024	Budget & Management Analyst Sr	1	New
General	100	Finance	02150	1/1/2024	Internal Audit, Senior	1	New
General	100	Finance	02160	1/1/2024	Benefits Specialist, Senior	1	New
General	100	Tax Commissioner	02810	1/1/2024	Tax Tag Clerk	1	New
General	100	Tax Commissioner	02820	1/1/2024	Tax Tag Clerk	10	New
General	100	Sheriff	03201	1/1/2024	Public Information Officer	1	New
General	100	State Court A	03710	1/1/2024	Deputy Clerk II	1	New
General	100	State Court A	03710	1/1/2024	Deputy Clerk I	2	New
General	100	Probate Court	04110	1/1/2024	Deputy Clerk II	2	New
General	100	Probate Court	04110	1/1/2024	Attorney III	1	New
General	100	Medical Examiner	04310	1/1/2024	Chief Medical Investigator	1	New
General	100	Emergency Management (DEMA)	04410	4/1/2024	Deputy Director, DEMA	1	New
General	100	Public Defender	04510	1/1/2024	Administrative Coordinator	1	New
General	100	Public Defender	04510	1/1/2024	Supervising Attorney	1	New
General	100	Police	04601	4/1/2024	Management Analyst I	1	New
General	100	Fire	04930	5/1/2024	Emergency Medical Technician	7	New
General	100	Fire	04930	5/1/2024	Paramedic	8	New
General	100	Fire	04930	1/1/2024	Management Analyst IV	5	New
General	100	Planning	05115	4/1/2024	Public Information Officer	1	New
General	100	Planning	05115	4/1/2024	Public Outreach Specialist	1	New
General	100	Planning	05115	4/1/2024	Payroll/Personnel Asst Lead	1	New
General	100	Planning	05115	4/1/2024	Special Projects Coordinator Senior	1	New
General	100	Library	06860	4/1/2024	Security Guard	6	New
General	100	Human Services	07510	1/1/2024	Special Projects Coordinator Senior	1	New
General	100	Human Services	07530	3/1/2024	Bus Operator	2	New
General	100	Human Services	07530	4/1/2024	Departmental IT Specialist	1	New
General	100	Citizen Help	07801	4/1/2024	Customer Care Rep	4	New
General	100	District Attorney	03910	1/1/2024	Supervising Attorney	4	New
General	100	District Attorney	03910	1/1/2024	Attorney VI	5	New
General	100	District Attorney	03910	1/1/2024	Investigator II	3	New
General	100	District Attorney	03910	1/1/2024	Victim Witness Program Coordinator	3	New

DeKalb County, Georgia - FY2024 Position Change Schedule

Fund Name	Fund	Department	Cost Center #	Start Date	Title	Count	Action
Water & Sewer Operating	511	Watershed	08022	1/1/2024	Equipment Operator	1	New
Water & Sewer Operating	511	Watershed	08025	1/1/2024	Lab Technician	1	New
Water & Sewer Operating	511	Watershed	08028	1/1/2024	Plant Operator III	1	New
Water & Sewer Operating	511	Watershed	08035	1/1/2024	Administrative Specialist	1	New
Water & Sewer Operating	511	Watershed	08036	1/1/2024	Administrative Specialist	1	New
Water & Sewer Operating	511	Watershed	08036	1/1/2024	Management Analyst III	1	New
Water & Sewer Operating	511	Watershed	08037	1/1/2024	Equipment Operator	1	New
Water & Sewer Operating	511	Watershed	08040	1/1/2024	General Foreman	1	New
Water & Sewer Operating	511	Watershed	08040	1/1/2024	Construction Inspector	1	New
Water & Sewer Operating	511	Watershed	08041	1/1/2024	Flow Monitoring Technician	3	New
Airport Operating	551	Airport	08210	4/1/2024	Budget & Management Analyst Sr	1	New
Airport Operating	551	Airport	08210	4/1/2024	Public Information Officer	1	New
Vehicle Maintenance	611	Fleet	01210	4/1/2024	Administrative Specialist	1	New
Vehicle Maintenance	611	Fleet	01210	4/1/2024	Parts Technician	2	New
Vehicle Maintenance	611	Fleet	01210	4/1/2024	Fleet Maintenance Tech IV	10	New
Vehicle Maintenance	611	Fleet	01210	4/1/2024	Fleet Maintenance Tech III	1	New
Vehicle Maintenance	611	Fleet	01210	4/1/2024	Fleet Maintenance Tech II	1	New
Vehicle Maintenance	611	Fleet	01210	4/1/2024	Fleet Maintenance Supervisor	1	New
Vehicle Maintenance	611	Fleet	01210	4/1/2024	Apprentice	2	New
Total	Total					413	

DeKalb County, Georgia - 2024 Vehicle Replacement/Addition Schedule

Fund/Department	Category	Cost	Count	Type
Tax Funds				
General (100)				
01100 - FACILITIES MANAGEMENT	Truck,, Cargo, 1 Ton	68,000	1	Replacement(s)
01500 HUMAN RESOURCES	Automobile, Sedan, Administrative	45,000	1	Replacement(s)
03200 - SHERIFF'S OFFICE	Automobile, Sedan, Police Package	55,000	1	Replacement(s)
	Automobile, Sport Utility	165,000	3	Replacement(s)
	Automobile, Sedan, Administrative	45,000	1	Replacement(s)
	Total	265,000	5	
03800 - SOLICITOR - VICTIM ASSIST	Automobile, Sedan, Administrative	45,000	1	Replacement(s)
03700 - STATE COURT	Automobile, Sport Utility	55,000	1	Replacement(s)
	Various Vehicles	38,000	1	Additions
03900 - DISTRICT ATTORNEY	Automobile, Sedan, Administrative	45,000	1	Replacement(s)
04200 - ANIMAL SERVICES	Truck, Animal Control Package	180,000	2	Addition(s)
04400 - DEMA	Truck, Pickup, 1/2 Ton	58,000	1	Addition(s)
05100 PLANNING & SUSTAINABILITY	Truck, Pickup, 1/2 Ton	57,000	1	Replacement(s)
Total General Fund (100) Total Bottom Line		856,000	15	
Fire Fund (270)				
04900 - FIRE & RESCUE SERVICES	Fire Truck, Pumper	4,400,000	4	Replacement(s)
	Automobile, Sport Utility	50,000	1	Replacement(s)
	Fire Truck, Ladder	9,000,000	4	Replacement(s)
	Truck, Pickup, 1/2 Ton	228,000	4	Replacement(s)
	Total	13,678,000	13	
Fire Fund (270) Total Bottom Line		13,678,000	13	
Designated Fund (271)				
05700 - ROADS AND DRAINAGE	Truck, Pickup, 1/2 Ton	171,000	3	Replacement(s)
	Truck, Pickup, 1 Ton	57,000	1	Replacement(s)
	Truck, Van, Cargo, 3/4 Ton	57,000	1	Replacement(s)
	Truck, Van, Cargo 1 Ton	68,000	1	Replacement(s)
	Roller	75,000	1	Replacement(s)
	Mower	150,000	1	Replacement(s)
	Truck, C & C, 5 Yard Dump	140,000	1	Replacement(s)
	Truck, C & C, 12 Yard Dump	450,000	2	Replacement(s)
	Truck, Crew Cab, 12ft Flat Bed, w Air Compressor	440,000	2	Replacement(s)
	Truck C & C, 15 Flatbed,	400,000	2	Replacement(s)
	Truck, C & C, Service Body	400,000	2	Replacement(s)
	Truck, 13ft Flat Bed, w Watertank	220,000	1	Replacement(s)
	Truck, C & C, Maintenance Body	220,000	1	Replacement(s)
	Truck, Misc	220,000	1	Replacement(s)
	Total	3,068,000	20	
05400 - TRANSPORTATION	Truck, Pickup, 1/2 Ton	57,000	1	Replacement(s)
06100 - PARKS	Automobile, Sport Utility	48,000	1	Replacement(s)
	Utility Vehicle	21,000	1	Replacement(s)
	Mower	45,000	3	Replacement(s)
	Rake	18,000	1	Replacement(s)
	Trailer	14,000	1	Replacement(s)
	Truck, C & C, 5 Yard Dump	140,000	1	Replacement(s)
	Truck, C & C, 12 Yard Dump	225,000	1	Replacement(s)
Total	511,000	9		
Designated Fund (271) Total Bottom Line		3,636,000	30	

DeKalb County, Georgia - 2024 Vehicle Replacement/Addition Schedule

Fund/Department	Category	Cost	Count	Type
Unincorporated Fund (272)				
05800 - BEAUTIFICATION	Automobile, Sedan, Administrative	45,000	1	Replacement(s)
	Truck, Van, 15 Passenger	150,000	2	Replacement(s)
	Truck, C & C, Flatbed	200,000	1	Replacement(s)
	Trailer	100,000	4	Replacement(s)
	Total	495,000	8	
05900 - Code Compliance	Truck, Pickup, 1/2 Ton	57,000	1	Replacement(s)
Unincorporated Fund (272) Total Bottom Line		552,000	9	
Police Fund (274)				
04600 - Police	Automobile, Sedan, Administrative	225,000	5	Replacement(s)
	Automobile, Sedan, Police Package	55,000	1	Replacement(s)
	Automobile, Sport Utility	495,000	9	Replacement(s)
	Total	775,000	15	
Police Fund (274) Total Bottom Line		775,000	15	
Tax Funds Grand Total		19,497,000	82	
Special Revenue Funds				
Development Fund (201)				
05100 - PLANNING & SUSTAINABILITY	Truck, Pickup, 1/2 Ton	57,000	1	Replacement(s)
Development Fund (201) Total Bottom Line		57,000	1	
Special Revenue Funds Grand Total		57,000	1	
Enterprise Funds				
Water & Sewer Operating Fund (511)				
08000 - WATERSHED MANAGEMENT	Truck, C & C, 20 Flatbed, Die W/Crane	175,000	1	Replacement(s)
	Tractor, Bush Hog	41,000	1	Replacement(s)
	Excavator	68,000	1	Replacement(s)
	Truck, C&C, 5 Yard Dump, 6 Yard Dump	280,000	2	Replacement(s)
	Truck, C&C, Maintenance Body	220,000	1	Replacement(s)
	Truck, C&C, Service Body	400,000	2	Replacement(s)
	Forklift	35,000	1	Replacement(s)
	Truck, Crew Cab, 12ft Flat Bed, Air Compressor,	220,000	1	Replacement(s)
	Truck, Pickup, 1/2 Ton	114,000	2	Replacement(s)
	Truck, Pickup, 3/4 Ton	57,000	1	Replacement(s)
	Truck, Pickup, 1 Ton	57,000	1	Replacement(s)
	Truck, Van, 8 Passenger	70,000	1	Replacement(s)
	Truck, C & C, 1 Ton, Rod Truck	65,000	1	Replacement(s)
	Truck, Cargo Van, 1/2 Ton	272,000	4	Replacement(s)
	Truck, C & C, 12 Yard Dump	675,000	3	Replacement(s)
	Truck, C & C, 15 Flatbed, Die	600,000	3	Replacement(s)
	Automobile, Sedan, Administrative	45,000	1	Replacement(s)
	Truck, Misc	400,000	1	Replacement(s)
	Hydro Excavator Vac-Con	250,000	1	Replacement(s)
	Total	4,044,000	29	
Water & Sewer Operating Fund (511) Total Bottom Line		4,044,000	29	
Sanitation Operating Fund (541)				
08100 - SANITATION	Automobile, Sedan, Administrative	45,000	1	Replacement(s)
	Truck, Refuse, C & C, Side Loader, Manual	5,880,000	12	Replacement(s)
Sanitation Operating Fund (541) Total Bottom Line		5,925,000	13	
Stormwater Management Operating Fund (581)				
06700 - STORMWATER	Automobile, Sedan, Administrative	45,000	1	Replacement(s)
	Truck, C&C, 5 Yard Dump, 6 Yard Dump	140,000	1	Replacement(s)
	Truck, C & C, 12 Yard Dump	450,000	2	Replacement(s)
	Truck, Crew Cab, 12ft Flat Bed, Air Compressor,	660,000	3	Replacement(s)
	Truck, C & C, 15 Flatbed, Die	200,000	1	Replacement(s)
Truck, Misc	220,000	1	Replacement(s)	
Stormwater Management Operating Fund (581) Total Bottom Line		1,715,000	9	

DeKalb County, Georgia - 2024 Vehicle Replacement/Addition Schedule

Fund/Department	Category	Cost	Count	Type
Airport Fund (551)				
08100 - AIRPORT	Truck, Pickup, 1/2 Ton	114,000	2	Replacement(s)
	Tractor, Bush Hog	60,000	1	Replacement(s)
	Mower	215,000	2	Replacement(s)
Airport Fund (581) Total Bottom Line		389,000	5	
Enterprise Funds Grand Total		12,073,000	56	
Internal Service Funds				
Vehicle Maintenance Fund (611)				
01200 - FLEET MANAGEMENT	Truck, C&C, Maintenance Body	220,000	1	Replacement(s)
Internal Service Funds Grand Total		220,000	1	
All Funds Grand Total		32,703,000	155	

FY24 Millage Rates														
	Unincorporated	Atlanta	Avondale	Brookhaven	Chamblee	Clarkston	Decatur	Doraville	Dunwoody	Lithonia	Pine Lake	Stone Mountain	Stonecrest	Tucker
100-GENERAL FUND	10.398	10.398	10.398	10.398	10.398	10.398	10.398	10.398	10.398	10.398	10.398	10.398	10.398	10.398
270-FIRE	2.645	-	2.645	2.645	2.645	2.645	-	2.645	2.645	2.645	2.645	2.645	2.645	2.645
271 A – Special Tax District Designated Services – Roads	0.463	-	-	-	-	-	-	-	-	-	-	-	0.463	-
271 B – Special Tax District Designated Services – Parks	0.529	-	-	-	-	-	-	-	-	0.153	0.153	-	-	-
272-SPECIAL TAX DISTRICT - UNINCORPORATED	-	-	-	-	-	-	-	-	-	-	-	-	-	-
273-HOSPITAL	0.574	0.574	0.574	0.574	0.574	0.574	0.574	0.574	0.574	0.574	0.574	0.574	0.574	0.574
274 A – Police Services – Basic	5.247	-	-	-	-	0.571	-	-	-	0.592	0.676	-	5.247	5.247
274 B – Police Services – Non-Basic	0.562	-	0.074	-	0.030	0.062	0.039	-	-	0.064	0.074	0.055	0.562	0.562
410-GENERAL OBLIGATION BONDS DEBT SERVICE	-	-	-	-	-	-	-	-	-	-	-	-	-	-
411-GO BONDS STD DEBT SERVICE FUND	0.392	0.392	0.392	0.392	0.392	0.392	0.392	0.392	0.392	0.392	0.392	0.392	0.392	0.392
County Total	20.810	11.364	14.083	14.009	14.039	14.642	11.403	14.009	14.009	14.818	14.912	14.064	20.281	19.818

**Office of Management and Budget
FY2024 Technology Requests**

Fund	Department Number	Department Name	Description	FY2024 Proposed
100	07800	Citizen Help Center	Software maintenance services previously paid by the Innovation and Technology Department.	6,000
100	07800	Citizen Help Center	Laptop & license for existing temporary position (Citizen Help Center). Current temporary position is currently sharing a laptop.	2,000
100	03600	Clerk Superior Court	Funding for annual software installation.	15,000
100	05900	Code Compliance	63 toughbook computers needed to process inspections, cases and complete daily work. Currently, staff utilizes both a Toughbooks computer and a tablet to process cases and related work. The current Samsung Galaxy tablets are prone to frequent damage and offers inconsistent reliability. The new Toughbooks are dual-function by all to discontinue the use of the Samsung Galaxy tablets, be utilized in the field and at an in office work station by connecting to a docking station.	189,000
100	02900	Elections (VRE)	Computers Software/Technology/Equipment for learning management system, microphones, speakers, projectors, screens, and camera for trainers.	121,000
100	01100	Facilities Management	Tablets for Cityworks Navigation for staff to efficiently navigate through and respond to work requests. For internal and external customers.	15,000
100	02100	Finance	IT equipment (Finance - Treasury Services). Computer Equipment - three laptops and twelve monitors for additional employees.	7,500
100	02100	Finance	Computer Refresh (Finance - Office of the Director). Upgrade 6 laptops and 4 printers.	15,400
100	02100	Finance	Asset Inventory Management to fund Inventory Management System.	193,073
100	01500	Human Resources & Merit System	Laptop Computers and Badge system printer (Human Resources & Merit System). Computer Equipment - 22 existing laptops and badge system printer are out of warranty with repeated issues and breakdowns slowing production and eliminating work product.	39,600
100	01500	Human Resources & Merit System	Electronic Signature Solution (Human Resources & Merit System). Other Professional Services - a cloud-based electronic document signature subscription service with workflow capabilities to automate and streamline county-wide operations.	36,000
100	00500	Internal Audit Office	Computer Replacements. (Internal Audit - Internal Audit Office). (Internal Audit - Internal Audit Office). Need to replace computers that are out of warranty.	24,004
100	00500	Internal Audit Office	Computer Software. (Internal Audit - Internal Audit Office). (Internal Audit - Internal Audit Office). Need to add to computer line item to fulfill contract obligation for software.	12,000

**Office of Management and Budget
FY2024 Technology Requests**

Fund	Department Number	Department Name	Description	FY2024 Proposed
100	01600	Dept of Information Technology	Dell SCCM Deployment SOW. (DOIT). Additional support for Mobile Device Management and Multi-Factor Authentication.	75,000
100	01600	Dept of Information Technology	Comcast Lit Fiber. (DOIT). Increase in bandwidth	150,000
100	01600	Dept of Information Technology	Open Gov for Budget. (DOIT). Anticipated BOC approval in FY23	285,000
100	01600	Dept of Information Technology	Microsoft BC/DR Service Credits. (DOIT). Additional Business Continuity/ Disaster Recovery capacity in Azure	275,000
100	01600	Dept of Information Technology	NICE SaaS Fees. (DOIT). Systems Implemented recurring maintenance fee.	550,000
100	01600	Dept of Information Technology	Avaya Hardware Maintenance. (DOIT). Increase in Avaya support and potential move to 3rd party	100,000
100	01600	Dept of Information Technology	Centrify - RedHat Linux. (DOIT). RedHat linux and AIX synch and automation	125,000
100	01600	Dept of Information Technology	CommVault Backup Services - Infrastructure and professional services. (DOIT). Additional backup capacity	75,000
100	01600	Dept of Information Technology	Microsoft EA Licenses. (DOIT). Additional M365 G5 license subscriptions	600,000
100	01600	Dept of Information Technology	Microsoft Azure Credits. (DOIT). Our monthly run rate has increased because of additional systems	500,000
100	01600	Dept of Information Technology	Layer 3 - f5 maintenance. (DOIT). Additional F5 maintenance and upgrades	50,000
100	01600	Dept of Information Technology	Hewlett Packard Enterprise (HPE) - Hewlett-Packard Server Maintenance. (DOIT). Increase in support cost because of obsolete non-IT servers in Tax Commissioner, Sheriff, Watershed, and Superior Court.	70,000
100	01600	Dept of Information Technology	Idera - Uptime. (DOIT). Additional infrastructure to monitor for system uptime.	50,000
100	01600	Dept of Information Technology	Layer 3 annual maintenance/support for data network hardware. (DOIT). Increase in maintenance and support requirements	250,000
100	01600	Dept of Information Technology	Microsoft Premier Agreement - Unified Support. (DOIT). Moved to new support model that includes additional support	322,000
100	01600	Dept of Information Technology	One Diversified - Elite Client Support for Maloof Auditorium. (DOIT). Additional sites and move of equipment	25,000
100	01600	Dept of Information Technology	Digicert - SSL Certificates (5) Symantec. (DOIT). Additional certs and services to increase automation of certs	35,000

**Office of Management and Budget
FY2024 Technology Requests**

Fund	Department Number	Department Name	Description	FY2024 Proposed
100	01600	Dept of Information Technology	VMWare Maintenance. (DOIT). Move more VM's to Azure	25,000
100	01600	Dept of Information Technology	SIEM Security Monitoring. (DOIT). Additional support	50,000
100	01600	Dept of Information Technology	Avigilon Maintenance. (DOIT). Additional license and support	150,000
100	01600	Dept of Information Technology	YubiKey Tokens and Application. (DOIT). YubiKeys and support for MFA	200,000
100	01600	Dept of Information Technology	Annual 4% increase for all M&R. (DOIT). Annual 4% increase for all M&R	1,022,814
100	01600	Dept of Information Technology	Adobe Enterprise Agreement. (DOIT). Countywide Adobe Enterprise Licenses	300,000
100	01600	Dept of Information Technology	Double Fill Retiring Positions. (DOIT). For continuity double filling IT Manager, IT Architect, and IT Project Manager - includes benefits	200,000
100	00300	Law Department	New laptops. (Law - Law Department). To replace old and slow laptops, which are out of warranty and starting to break down. To increase employee productivity and efficiency.	53,542
100	05100	Planning & Sustainability	Microsoft Projects Software. (Plan & Sust - Planning Administration). Helps with prioritizing projects with milestones to serve customers timely with project management.	50,000
100	02700	Property Appraisal & Assessment	Web hosting and maintenance (Property Appraisal & Assessment). Other Professional Services - funds to establish new hosting of website and first year maintenance. Support for the website by the current vendor in many instances is not timely, updates can trigger functionality issues as unintended consequences caused additional failures in the operation of the website.	80,000
100	04500	Public Defender	Computer Equipment (Public Defender - Public Defender). Additional funding to replace outdated computers.	20,000
100	03700	State Court	Computer Equipment (State Court - Magistrate Court Clerk). Funding requested to replace outdated computers.	24,996
100	02800	Tax Commissioner	Software Maintenance costs. Computer software - additional funding is requested for increased costs in annual software maintenance.	80,433

**Office of Management and Budget
FY2024 Technology Requests**

Fund	Department Number	Department Name	Description	FY2024 Proposed
100	02800	Tax Commissioner	Computer Equipment Upgrades. Computer equipment - additional funding is requested as follows: \$16,200 for new Europay, Mastercard and Visa (EMV) Touch-Pay card readers to be installed at all locations; \$150,000 to install Tyler Cashiering into the enterprise assessment and tax software to achieve a seamless daily cash balancing and reduce manual work/errors; \$9,000 to upgrade (3) laptop; \$80,345 for virtual queuing w/mobile ticket and text message support.	255,545
General Fund				6,724,907
272	05100	Planning & Sustainability	Software. (Plan & Sust - Zoning Analysis). Canva Software for public engagement, internal and BOC presentations.	1,500
272	05100	Planning & Sustainability	Computer Equipment for Current Planning. (Plan & Sust - Zoning Analysis). Computer Equipment in case of old devices	20,000
Unincorporated Fund				21,500
274	04600	Police Services	Tip411 application (Police Services - Assistant Director). Computer Software - computer web-based application that allows us to receive and track anonymous tips.	24,000
274	04600	Police Services	Internal Affairs PRO Software to create database needed to track Internal Affairs complaints, use of forces, etc. Current Database is obsolete, and we are at risk of losing historical data.	40,700
274	04600	Police Services	Crime Center Initial Start-up Computer Equipment - a real time crime center will allow us to assist officers and detectives, who need information in real time as they respond to a scene or follow a suspect. (computers, monitors, etc.)	30,500
Police Fund				95,200
Tax Funds				6,841,607

**Office of Management and Budget
FY2024 Technology Requests**

Fund	Department Number	Department Name	Description	FY2024 Proposed
215	02600	E-911	Viper Phone System Upgrade (E-911 Wired). Computer Software - needed to enhance the efficiency of reporting system to effectively measure performance data, operations and Public Safety Answering Point (PSAP) management.	686,290
215	02600	E-911	CAD Sequel Server Upgrade currently the County is using Windows 10. The E911 Computer Aided Dispatch System (CAD) operates off of Windows 10. When the County moves to Windows 11, the CAD server will no longer be supported. An upgrade to the sequel server to operator our Computer Aided Dispatch System.	20,000
Emergency Telephone System				706,290
Special Revenue Funds				706,290
511	02100	Finance	New Billing Software - Adapt to Solve. Maintenance and Repair Services - to cover the maintenance for 2024.	525,680
511	02100	Finance	Utility Revenue Management (URM) contract # 1216193 additional funding for the revenue recovery audit - billing system service invoices that average \$378k per month.	301,375
511	08000	Watershed Management	Computer Equipment - funding is required to refresh out of service equipment, replace broken equipment and assign equipment to new employees. 150 laptops and approximately 40 desktops are scheduled for replacement during 2024. Funding is also required for plotters and scanners used by DWM GIS and Warehouse an ipherals such as keyboards, cables mice, etc.	490,451
511	08000	Watershed Management	Computer Softwar - funding is required for on-going Oracle FMIS and WAM support and maintenance.	361,572
Water & Sewer - Operating Fund				1,679,078
541	08100	Sanitation	Purchase of twenty-five (25) desktop computers Replacement of outdated computers throughout department.	37,500
Sanitation Operating Fund				37,500
Enterprise Funds				1,716,578
GRAND TOTAL				9,264,475

Schedule A

FY24 Budget
DeKalb County, Georgia
General Fund (100)

	FY23 Budget	Change	FY24 Proposed
Starting Fund Balance January 1st	124,637,691		109,659,677
Taxes	247,564,301	23,440,117	271,004,418
HOST / EHOST Sales Taxes	159,126,081	(30,141)	159,095,940
Licenses & Permits	126,500	(45,500)	81,000
Intergovernmental	1,750,000	650,288	2,400,288
Charges for Services	64,966,406	(1,927,590)	63,038,816
Fines & Forfeitures	8,500,000	154,411	8,654,411
Investment Income	2,716,174	(716,174)	2,000,000
Miscellaneous	3,666,413	(876,807)	2,789,606
Other Financing Sources	3,497,557	(376,854)	3,120,703
Total Revenue	491,913,432	20,271,750	512,185,182
Animal Services	7,790,351	1,602,516	9,392,867
Board of Commissioners	6,150,318	12,263	6,162,581
Budget	1,434,337	(10,248)	1,424,089
Chief Executive Officer	4,465,553	893,358	5,358,911
Child Advocate	3,504,079	751,775	4,255,854
Citizen Help Center a.k.a. 311	915,598	101,361	1,016,959
Clerk of Superior Court	12,382,683	(331,284)	12,051,399
Community Service Board	2,849,057	-	2,849,057
Cooperative Extension	1,342,615	(177,211)	1,165,404
Debt	9,957,381	(2,237,302)	7,720,079
DEMA - DeKalb Emerg Mgt Agy	1,240,765	109,528	1,350,293
DFCS	1,598,220	-	1,598,220
District Attorney	31,402,925	4,440,254	35,843,179
Economic Development	2,909,750	(69,550)	2,840,200
Elections	9,277,686	2,079,845	11,357,531
Ethics Board	875,053	14,925	889,978
Facilities	19,688,191	1,678,434	21,366,625
Finance	10,025,732	1,023,485	11,049,217
Fire (General Fund)	5,970,894	3,360,486	9,331,380
Geographic Information Systems	3,471,024	493,891	3,964,915
Health Board	5,720,763	542,008	6,262,771
Human Resources	5,757,641	697,973	6,455,614
Human Services	9,334,524	797,962	10,132,486
Internal Audit	2,277,128	141,083	2,418,211
IT	47,093,816	3,189,654	50,283,470
Juvenile Court	10,153,914	509,059	10,662,973
Law	6,246,113	596,132	6,842,245
Library	23,110,513	2,628,478	25,738,991
Magistrate Court	9,613,501	(993,506)	8,619,995
Medical Examiner	6,211,196	642,988	6,854,184
Non-Departmental	6,404,445	119,630	6,524,075
Planning & Sustainability	3,466,721	(44,705)	3,422,016
Police (General Fund)	8,193,049	(234,742)	7,958,307
Probate Court	3,462,206	270,649	3,732,855

Schedule A

FY24 Budget
DeKalb County, Georgia
General Fund (100)

	FY23 Budget	Change	FY24 Proposed
Property Appraisal	7,417,657	425,458	7,843,115
Public Defender	16,193,331	(370,390)	15,822,941
Public Works Director	864,066	(138,857)	725,209
Purchasing	4,180,989	1,302,073	5,483,062
Sheriff	95,139,914	4,940,824	100,080,738
Solicitor	12,020,335	575,782	12,596,117
State Court - Division A	27,205,556	3,906,226	31,111,782
Superior Court	18,870,041	(1,287,637)	17,582,404
Tax Commissioner	11,875,424	532,063	12,407,487
Total Recurring Expenses	478,065,055	32,484,731	510,549,786

Animal Services	-	235,279	235,279
Contributions	38,820,135	(37,955,332)	864,803
District Attorney	95,250	(95,250)	-
DEMA - DeKalb Emerg Mgt Agy	-	58,000	58,000
Economic Development	751,500	(751,500)	-
Elections	-	9,234,861	9,234,861
Facilities	400,000	4,539,823	4,939,823
Fire (General Fund)	800,000	(800,000)	-
IT	-	6,000,000	6,000,000
Juvenile Court	660,175	(660,175)	-
Non-Departmental	16,700,000	(11,700,000)	5,000,000
Purchasing	266,148	(266,148)	-
Sheriff	180,000	(180,000)	-
State Court - Division A	25,179	(25,179)	-
Tax Commissioner	128,004	(128,004)	-
Total Non-recurring Expenses	58,826,391	(32,493,625)	26,332,766

Total Expenses	536,891,446	(8,894)	536,882,552
-----------------------	--------------------	----------------	--------------------

Budgetary Reserve	79,659,677	5,302,630	84,962,307
EHOST Reserve		-	
Total Reserves	79,659,677		84,962,307

Months Exp Rsrv 2.0
 Resolution Revenue 604,865,607
 Resolution Expenses 604,865,607



Schedule A

FY24 Budget
DeKalb County, Georgia
Fire Fund (270)

	FY23 Budget	Change	FY24 Proposed
Starting Fund Balance January 1st	20,691,002		23,076,002
Taxes	101,531,596	(5,461,863)	96,069,733
Charges for Services	2,433,002	(291,002)	2,142,000
Investment Income	595,905	(35,905)	560,000
Miscellaneous	(40,395)	3,795	(36,600)
Transfer from General Fund to Fire	1,083,594	-	1,083,594
Total Revenue	105,603,702	(5,784,975)	99,818,727
Debt	792,242	-	792,242
Fire	93,895,815	(281,044)	93,614,771
Non-Departmental	9,765,049	(251,984)	9,513,065
Total Recurring Expenses	104,453,106	(533,028)	103,920,078
Fire	-	1,669,176	1,669,176
Contributions	444,824	(44,824)	400,000
Total Non-Recurring Expenses	444,824	1,624,352	2,069,176
Total Expenses	104,897,930	1,091,324	105,989,254
Budgetary Reserve	21,396,774		16,905,475
Total Reserves	21,396,774		16,905,475

Months Exp Rsrv	2.0
Resolution Revenue	122,894,729
Resolution Expenses	122,894,729



Schedule A

FY24 Budget
DeKalb County, Georgia
Designated Fund (271)

	FY23 Budget	Change	FY24 Proposed
Starting Fund Balance January 1st	13,147,882		10,626,945
Taxes	55,962,905	(5,516,090)	50,446,815
Charges for Services	2,714,547	84,140	2,798,687
Investment Income	292,270	(17,270)	275,000
Miscellaneous	174,982	(44,369)	130,613
Other Financing Sources	2,400,000	-	2,400,000
Total Revenue	61,544,704	(5,493,589)	56,051,115
Debt	156,143	(2,721)	153,422
Non-Departmental	6,392,392	217,000	6,609,392
Parks	25,057,927	2,247,459	27,305,386
Roads & Drainage (Public Works)	18,617,781	(758,635)	17,859,146
Transportation (Public Works)	5,280,534	139,874	5,420,408
Total Recurring Expenses	55,504,777	1,842,977	57,347,754
Contributions	10,560,864	(10,560,864)	-
Total Non-recurring Expenses	10,560,864	(10,560,864)	-
Total Expenses	66,065,641	(8,717,887)	57,347,754
Budgetary Reserve	8,626,945		9,330,306
Total Reserves	8,626,945		9,330,306

Months Exp Rsrv 2.0
 Resolution Revenue 66,678,060
 Resolution Expenses 66,678,060

Schedule A

FY24 Budget
DeKalb County, Georgia
Unincorporated Fund (272)

	FY23 Budget	Change	FY24 Proposed
Starting Fund Balance January 1st	9,313,844		13,198,639
Taxes	7,793,413	495,488	8,288,901
Licenses & Permits	15,619,098	(1,458,219)	14,160,879
Fines & Forfeitures	3,560,162	(100,162)	3,460,000
Miscellaneous	1,299,020	(454,053)	844,967
Other Financing Sources	1,616,148	303,251	1,919,399
Total Revenue	29,887,841	(1,213,695)	28,674,146
Beautification	8,511,598	627,541	9,139,139
Code Compliance	6,606,599	104,931	6,711,530
Non-Departmental	2,893,876	2,468,937	5,362,813
Planning & Sustainability	2,477,267	1,019,220	3,496,487
State Court (Division B)	8,219,901	(351,130)	7,868,771
Total Expenses	28,709,241	3,869,499	32,578,740
Contributions	1,267,000	(267,000)	1,000,000
Non-Dept (Reserve for Appropriation)	4,000,000	(1,000,000)	3,000,000
Planning	500,000	(500,000)	-
Total Non-Recurring Expenses	5,767,000	(1,767,000)	4,000,000
Total Expenses	34,476,241	2,102,499	36,578,740
Budgetary Reserve	4,725,444		5,294,045
Total Reserves	4,725,444		5,294,045

Months Exp Rsrv 2.0
 Resolution Revenue 41,872,785
 Resolution Expenses 41,872,785



Schedule A

FY24 Budget
DeKalb County, Georgia
Hospital Fund (273)

	FY23 Budget	Change	FY24 Proposed
Starting Fund Balance January 1st	681,329		1,541,142
Taxes	10,032,576	4,176,542	14,209,118
EHOST	5,828,599	750,438	6,579,037
Charges for Services	85,628	155,339	240,967
Investment Income	180,773	(161,510)	19,263
Total Revenue	16,127,576	4,920,809	21,048,385
Grady Subsidy	13,417,952	5,659,553	19,077,505
Grady Debt	2,672,748	2,446	2,675,194
Other Professional Services	20,000	-	20,000
Total Recurring Expenses	16,110,700	5,661,999	21,772,699
<i>Total Expenses</i>	<i>16,110,700</i>	<i>5,661,999</i>	<i>21,772,699</i>
Total Reserves	698,205		816,828

Months Exp Rsrv	0.5
Resolution Revenue	22,589,527
Resolution Expenses	22,589,527

Schedule A

FY24 Budget
DeKalb County, Georgia
Police Fund (274)

	FY23 Budget	Change	FY24 Proposed
Starting Fund Balance January 1st	20,523,295		26,230,597
Taxes	141,724,821	(7,528,159)	134,196,662
Licenses & Permits	207,159	67,841	275,000
Charges for Services	817,346	11,891	829,237
Investment Income	614,984	(34,984)	580,000
Miscellaneous	62,361	(22,361)	40,000
Total Revenue	143,426,671	(7,505,772)	135,920,899
Debt	1,515,472	(735)	1,514,737
Non-Departmental	16,209,588	398,635	16,608,223
Police	122,994,309	(1,671,134)	121,323,175
Total Recurring Expenses	140,719,369	(1,273,234)	139,446,135
Contributions	-	-	-
Total Non-recurring Expenses	-	-	-
Total Expenses	140,719,369	(1,273,234)	139,446,135
Budgetary Reserve	23,230,597		22,705,361
Total Reserves	23,230,597		22,705,361

Months Exp Rsrv 2.0
 Resolution Revenue 162,151,496
 Resolution Expenses 162,151,496

--

Schedule A

FY24 Budget
DeKalb County, Georgia
Countywide Bond Fund (410)

	FY23 Budget	Change	FY24 Proposed
Starting Fund Balance January 1st	291,837	(291,837)	-
Taxes	-	-	-
Charges for Services	-	-	-
Total Revenue	-	-	-
Transfer to General Fund	291,837	(291,837)	-
Total Recurring Expenses	291,837	(291,837)	-
Budgetary Reserve	-		-
Total Reserves	-		-

Months Exp Rsrv -
 Resolution Revenue -
 Resolution Expenses -

Schedule A

FY24 Budget
DeKalb County, Georgia
Unincorporated Debt Svc (411)

	FY23 Budget	Change	FY24 Proposed
Starting Fund Balance January 1st	667,451	1,000,000	1,667,451
Taxes	16,451,672	(2,373,850)	14,077,822
Charges for Services	52,602	7,398	60,000
Investment Income	122,768	(12,768)	110,000
Total Revenue	16,627,042	(3,483,383)	14,247,822
Debt Service	15,297,288	(17,500)	15,279,788
Recurring Expenses	15,297,288	(17,500)	15,279,788
Budgetary Reserve	1,997,205	(1,361,720)	635,485
Total Reserves	1,997,205	(1,361,720)	635,485

Months Exp Rsrv	0.5
Resolution Revenue	15,915,273
Resolution Expenses	15,915,273



Schedule A

FY24 Budget
DeKalb County, Georgia
Airport Fund (551)

	FY23 Budget	Change	FY24 Proposed
Starting Fund Balance January 1st	13,452,618		13,148,522
Miscellaneous	7,554,016	(103,944)	7,450,072
Total Revenue	7,554,016	(103,944)	7,450,072
Airport	7,858,112	(1,166,406)	6,691,706
Total Expenses	7,858,112	(1,166,406)	6,691,706
Budgetary Reserve	13,148,522		13,906,888
Total Reserves	13,148,522		13,906,888

Months Reserved	24.9
Resolution Revenue	20,598,594
Resolution Expenses	20,598,594

Schedule A

FY24 Budget
DeKalb County, Georgia
Bldg Auth Debt Svc Fund (412)

	FY23 Budget	Change	FY24 Proposed
Starting Fund Balance January 1st	386,430	-	386,430
Transfer from General Fund Debt	3,710,536	(1,076,304)	2,634,232
Total Revenue	3,710,536	(1,076,304)	2,634,232
Debt Service	3,710,536	(1,076,304)	2,634,232
Total Expenses	3,710,536	(1,076,304)	2,634,232
Ending Fund Balance 12/31	386,430	-	386,430

Months Exp Rsrv	1.8
Resolution Revenue	3,020,662
Resolution Expenses	3,020,662




Schedule A

FY24 Budget
DeKalb County, Georgia
County Jail Fund (204)

	FY23 Budget	Change	FY24 Proposed
Starting Fund Balance January 1st	53,981	-	53,981
Intergovernmental	52,014	(10,014)	42,000
Fines & Forfeitures	494,599	34,576	529,175
Total Revenue	546,613	24,562	571,175
County Jail	600,594	(42,701)	557,893
Total Expenses	600,594	(42,701)	557,893
Total Reserves	-		67,263

Months Exp Reserved 1.4
 Resolution Revenue 625,156
 Resolution Expenses 625,156



Schedule A

FY24 Budget
DeKalb County, Georgia
PEG Fund (203)

	FY23 Budget	Change	FY24 Proposed
Starting Fund Balance January 1st	149,883		-
Miscellaneous (PEG Fund)	37,449	-	37,449
Total Revenue	37,449	-	37,449
CEO/DCTV	187,332	(149,883)	37,449
Total Expenses	187,332	(149,883)	37,449
Total Reserves	-		-

Months Exp Rsrv	-
Resolution Revenue	37,449
Resolution Expenses	37,449

Schedule A

FY24 Budget
DeKalb County, Georgia
Development Fund (201)

	FY23 Budget	Change	FY24 Proposed
Starting Fund Balance January 1st	7,240,785		4,369,539
Licenses & Permits	7,615,059	(657,868)	7,428,926
Charges for Services	3,132	11,605	21,533
Total Revenue	7,618,191	(646,263)	7,450,459
Planning & Sustainability	13,619,309	(3,242,273)	10,377,036
Total Expenses	13,619,309	(3,242,273)	10,377,036
Budgetary Reserve	1,239,667		1,442,962
Total Reserves	1,239,667		1,442,962

Months Exp Rsrv	1.7
Resolution Revenue	11,819,998
Resolution Expenses	11,819,998




Schedule A

FY24 Budget
DeKalb County, Georgia
Drug Abuse Tre/Ed Fund (209)

	FY23 Budget	Change	FY24 Proposed
Starting Fund Balance January 1st	219,292		219,292
Fines & Forfeitures	103,094	8,379	111,473
Total Revenue	103,094	8,379	111,473
Drug Abuse Treatment & Education	322,386	-	322,386
Total Expenses	322,386	-	322,386
Ending Fund Balance 12/31	107,819		8,379

Months Reserved	0.3
Resolution Revenue	330,765
Resolution Expenses	330,765



Schedule A

FY24 Budget
DeKalb County, Georgia
E911 Fund (215)

	FY23 Budget	Change	FY24 Proposed
Starting Fund Balance January 1st	1,414,789		1,667,766
Charges for Services	450,000	48,300	498,300
Miscellaneous Revenue	11,214,730	335,270	11,550,000
Transfer from Police Fund	1,915,472	85,902	2,001,374
Transfer from Fire Fund	992,242	43,812	1,036,054
Total Revenue	14,572,444	513,284	15,085,728
E911	15,642,086	1,111,408	16,753,494
Total Expenses	15,642,086	1,111,408	16,753,494
Budgetary Reserve	345,147		-
Total Reserves	345,147		-

Months Exp Rsrv	-
Resolution Revenue	16,753,494
Resolution Expenses	16,753,494

Request includes \$686K for upgrade to the Viper Phone System and funding for triple overtime. OMB working reflects adjustments to group insurance, pension, workers compensation and vehicle maintenance.

Schedule A

FY24 Budget
DeKalb County, Georgia
Foreclosure Registry Fund (205)

	FY23 Budget	Change	FY24 Proposed
Starting Fund Balance January 1st	306,762		348,762
Foreclosure Registry	20,000	12,000	32,000
Vacant Property Fees	22,000	(6,000)	16,000
Total Revenue	42,000	6,000	48,000
Code Compliance	151,000	-	151,000
Total Expenses	151,000	-	151,000
Budgetary Reserve	197,762		245,762
Total Reserves	197,762		245,762

Months Exp Rsrv 19.5
 Resolution Revenue 396,762
 Resolution Expenses 396,762

Schedule A

FY24 Budget
DeKalb County, Georgia
Grant Fund (250)

	FY23 Budget	Change	FY24 Proposed
Intergovernmental	48,739,921	(16,698,825)	32,041,096
Total Revenue	48,739,921	(16,698,825)	32,041,096
Grant-in-Aid Programs	48,739,921	(16,698,825)	32,041,096
Total Expenses	48,739,921	(16,698,825)	32,041,096

Resolution Revenue	32,041,096
Resolution Expenses	32,041,096

Schedule A

FY24 Budget
DeKalb County, Georgia
Grant Fund (257)

	FY23 Budget	Change	FY23 Proposed
Intergovernmental	151,934	1,204,884	1,356,818
Total Revenue	151,934	1,204,884	1,356,818
Justice Assistance Grant Program	151,934	1,204,884	1,356,818
Total Expenses	151,934	1,204,884	1,356,818

Resolution Revenue	1,356,818
Resolution Expenses	1,356,818

FY24 Budget
DeKalb County, Georgia
Hotel/Motel Fund (275)

	FY23 Budget	Change	FY24 Proposed
Starting Fund Balance January 1st	268,049	(268,049)	-
Taxes	5,500,000	-	5,500,000
Total Revenue	5,500,000	-	5,500,000
DeKalb Convention & Visitors Bureau	2,307,220	(107,220)	2,200,000
Tourism Product Development	1,153,610	(53,610)	1,100,000
Transfer to Unincorporated Fund	2,307,220	(107,220)	2,200,000
Total Expenses	5,768,049	(268,049)	5,500,000
Total Reserves	-	-	-

Months Reserved	-
Resolution Revenue	5,500,000
Resolution Expenses	5,500,000

The Hotel / Motel Fund accounts for transactions involving DeKalb County's original Hotel / Motel Tax of 2%. This tax was approved by the Board of Commissioners in December 1997. Subsequently, this tax was increased to 8%. This excise tax is used to promote tourism, conventions, and trade shows. In addition, funds can be expended for "tourism product development" which is the creation or expansion of physical attractions which improve the destination appeal to visitors, support visitors' experience, and are used by visitors. Such expenditures may include capital costs and operating costs. As all proceeds of the Hotel/ Motel Tax are designated for various purposes by the enabling legislation, all revenue is allocated to those purposes and this fund should carry no fund balance.

House Bill 317, which expanded the definition of "innkeeper" to include marketplace facilitators like AirBnB, became effective July 1, 2021. Subsequently, annual monthly revenue from the Hotel/Motel Tax

Schedule A

FY24 Budget
DeKalb County, Georgia
Juvenile Services Fund (208)

	FY23 Budget	Change	FY24 Proposed
Starting Fund Balance January 1st	54,814		73,771
Charges for Services	18,957	1,193	20,150
Total Revenue	18,957	1,193	20,150
Juvenile Court (Juvenile Services)	73,771	-	73,771
Total Expenses	73,771	-	73,771
Ending Fund Balance 12/31	-		20,150

Months Exp Rsrv	3.3
Resolution Revenue	93,921
Resolution Expenses	93,921




Schedule A

FY24 Budget
DeKalb County, Georgia
Law Enf. Conf. Mon. Fund (210)

	FY23 Budget	Change	FY24 Proposed
Intergovernmental	2,557,202	518,117	3,075,319
Total Revenue	2,557,202	518,117	3,075,319
Law Enforcement Confiscated Funds	2,557,202	518,117	3,075,319
Total Expenses	2,557,202	518,117	3,075,319

Resolution Revenue 3,075,319
 Resolution Expenses 3,075,319



Schedule A

FY24 Budget
DeKalb County, Georgia
Public Safety & Judicial Facilities
Authority Fund (413)

	FY23 Budget	Change	FY24 Proposed
Starting Fund Balance January 1st	186,263		183,263
Transfer from General	295,543	-	295,543
Transfer from Police	1,515,472	(735)	1,514,737
Transfer from Fire	792,242	(384)	791,858
Transfer from E911	337,940	-	337,940
Transfer from STD - Designated	153,497	(75)	153,422
Total Revenue	3,094,694	(1,194)	3,093,500
Debt Service	3,097,694	(4,500)	3,093,194
Total Expenses	3,097,694	(4,500)	3,093,194
Total Reserves	183,263		183,569

Months Exp Rsrv	0.7
Resolution Revenue	3,276,763
Resolution Expenses	3,276,763



Schedule A

FY24 Budget
DeKalb County, Georgia
Rental Motor Vehicle Fund (280)

	FY23 Budget	Change	FY24 Proposed
Starting Fund Balance January 1st	7,543		-
Taxes	1,050,000	(350,000)	700,000
Total Revenue	1,050,000		700,000
Transfer to Designated Services Fund	1,057,543	(357,543)	700,000
Total Expenses	1,057,543		700,000
Ending Fund Balance 12/31	-		-

Months Exp Rsrv	-
Resolution Revenue	700,000
Resolution Expenses	700,000

The Rental Motor Vehicle fund accounts for revenue from the excise tax imposed on the rental of motor vehicles in Unincorporated DeKalb at the rate of 3 percent of the rental charges. Funds derived from the Rental Motor Vehicle Tax shall be used for the purpose of promoting industry, trade, commerce, and tourism; for the provision of convention, trade, sports, and recreational facilities; and for public safety purposes.

The transfer to the Designated Services Fund is to defray the costs of DeKalb County Recreation, Parks and Cultural Affairs.

Schedule A

FY24 Budget
DeKalb County, Georgia
Risk Management Fund (631)

	FY23 Budget	Change	FY24 Proposed
Starting Fund Balance January 1st	7,174,967		6,901,783
Charges for Services	15,398,774	4,700,000	20,098,774
Payroll Liabilities	115,459,000	360,000	115,819,000
Total Revenue	130,857,774	5,060,000	135,917,774
Risk Management	131,130,958	1,951,429	133,082,387
Total Expenses	131,130,958	1,951,429	133,082,387
Budgetary Reserve	6,901,783	2,835,387	9,737,170
Total Reserves	6,901,783	2,835,387	9,737,170

Months Exp Rsrv 0.88
 Resolution Revenue 142,819,557
 Resolution Expenses 142,819,557

OMB Working reflects increase in auto insurance premiums due to at fault accidents, rising attorney fees and higher judgements.

Schedule A

FY24 Budget
DeKalb County, Georgia
Sanitation Fund (541)

	FY23 Budget	Change	FY24 Proposed
Starting Fund Balance January 1st	-		1,942,905
Charges for Services	98,568,587	(484,668)	98,083,919
Investment Income	4,500	210,500	215,000
Miscellaneous	48,081	(28,081)	20,000
Total Revenue	98,621,168	(302,249)	98,318,919
Sanitation (Less Reserves & Tran)	84,718,529	9,721,044	94,439,573
Total Recurring Expenses	84,718,529	9,721,044	94,439,573
Transfer to Sanitation CIP	7,850,000	(3,507,297)	4,342,703
Total Non-Recurring Expenses	7,850,000	(3,507,297)	4,342,703
Total Expenses	92,568,529	6,213,747	98,782,276
Ending Fund Balance 12/31	6,052,639		1,479,548

Months Exp Rsrv	0.2
Resolution Revenue	100,261,824
Resolution Expenses	100,261,824

The FY2022 mid-year amendment proposes to pay cash from the Sanitation Fund to cover the construction costs of a new cell at Seminole Landfill, as opposed to financing the cell construction as originally planned in the approved budget.


The loan from the General Fund was approved as a line of credit in the FY2021 budget.

Schedule A

FY24 Budget
DeKalb County, Georgia
Speed Humps Maint Fund (212)

	FY23 Budget	Change	FY24 Proposed
Starting Fund Balance January 1st	990,031		990,031
Charges for Services	343,602	-	343,602
Total Revenue	343,602	-	343,602
Roads & Drainage - Speed Humps	399,116	75,135	474,251
Total Expenses	399,116	75,135	474,251
Total Reserves	934,517		859,382

Months Exp Rsrv 21.7
 Resolution Revenue 1,333,633
 Resolution Expenses 1,333,633



Schedule A

FY24 Budget
DeKalb County, Georgia
Stormwater Operating Fund (581)

	FY23 Budget	Change	FY24 Proposed
Starting Fund Balance January 1st	542,583		4,424,826
Charges for Services	29,008,333	2,984,112	31,992,444
Total Revenue	29,008,333	2,984,112	31,992,444
Curb Bumping (Beautification)	2,178,023	(594,976)	1,583,047
Stormwater (Operations)	22,948,067	7,173,104	30,121,171
Total Expenses	25,126,090	6,578,128	31,704,218
Total Reserves	4,424,826		4,713,052

Months Exp Rsrv	1.8
Resolution Revenue	36,417,270
Resolution Expenses	36,417,270

The county adopted a phased increase for the Stormwater utility rate which will increase the monthly rate from \$8 to \$9 in 2024.

Schedule A

FY24 Budget
DeKalb County, Georgia
Street Light Fund (211)

	FY23 Budget	Change	FY24 Proposed
Starting Fund Balance January 1st	(205,411)		245,325
Charges for Services	4,604,872	54,674	4,659,546
Total Revenue	4,604,872	54,674	4,659,546
Transportation - Street Lights	4,649,392	38,015	4,687,407
Total Expenses	4,399,461	38,015	4,687,407
Ending Fund Balance 12/31	-		217,464

Months Exp Rsrv 0.6
 Resolution Revenue 4,904,871
 Resolution Expenses 4,904,871



Schedule A

FY24 Budget
DeKalb County, Georgia
Urban Redev. Agency (414)

	FY23 Budget	Change	FY24 Proposed
Starting Fund Balance January 1st	103,139		103,139
IRS Subsidy	101,959	(16,650)	85,309
Transfer from General Fund	558,633	93	558,726
Total Revenue	660,592	(16,557)	644,035
Debt Service	654,577	(10,542)	644,035
Total Expenses	654,577	(10,542)	644,035
Total Reserves	109,154		103,139

Months Exp Rsrv	1.9
Resolution Revenue	747,174
Resolution Expenses	747,174

As a bond fund, the fund balance at the end of the year should be adequate when combined with the revenue for January - March to make the April 1 interest payment.

Schedule A

FY24 Budget
DeKalb County, Georgia
Vehicle Maintenance Fund (611)

	FY23 Budget	Change	FY24 Proposed
Starting Fund Balance January 1st	(4,235,722)		-
Charges for Services	41,300,000	(349,815)	40,950,185
Intergovernmental	200,000	-	200,000
Miscellaneous	450,000	-	450,000
Total Revenue	41,950,000	(349,815)	41,600,185
Fleet Management	37,714,278	2,642,451	40,356,729
Total Expenses	37,714,278	2,642,451	40,356,729
Budgetary Reserve	-		1,243,456
Total Reserves	-		1,243,456

Months Exp Rsrv	0.37
Resolution Revenue	41,600,185
Resolution Expenses	41,600,185



Schedule A

FY24 Budget
DeKalb County, Georgia
Vehicle Replacement Fund (621)

	FY23 Budget	Change	FY24 Proposed
Starting Fund Balance January 1st	95,835,872		-
Charges for Services	30,516,648	-	30,516,648
Other Fin. Sources (Surplus Auction)	1,000,000	-	1,000,000
Total Revenue	31,516,648	-	31,516,648
Vehicle Replacement	127,352,520	(95,835,872)	31,516,648
Total Expenses	127,352,520	(95,835,872)	31,516,648
Budgetary Reserve	-		-
Total Reserves	-		-

Months Exp Rsrv	-
Resolution Revenue	31,516,648
Resolution Expenses	31,516,648

Schedule A

FY24 Budget
DeKalb County, Georgia
Victim Assistance Fund (206)

	FY23 Budget	Change	FY24 Proposed
Starting Fund Balance January 1st	185,307	185,307	185,307
Fines & Forfeitures	403,598	16,402	420,000
Total Revenue	403,598	16,402	420,000
Victim Assistance	588,905	-	588,905
Total Expenses	588,905	-	588,905
Total Reserves	-		16,402

Months Exp Rsrv	0.3
Resolution Revenue	605,307
Resolution Expenses	605,307



Schedule A

FY24 Budget
DeKalb County, Georgia
Water & Sewer Operating Fund (511)

	FY23 Budget	Change	FY24 Proposed
Starting Fund Balance January 1st	66,385,172	-	82,861,237
Charges for Services	313,190,688	(1,195,434)	311,995,254
Investment Income	1,063,661	(502,222)	561,439
Miscellaneous	5,970	158,066	164,036
Other Financing Sources	335,038	944,233	1,279,271
Total Revenue	314,595,357	(595,357)	314,000,000
Finance	22,031,296	3,454,024	25,485,320
Watershed Management	320,685,922	(839,090)	319,846,832
Total Expenses	342,717,218	2,614,934	345,332,152
Budgetary Reserve	38,263,311	13,265,774	51,529,085
Total Reserves	38,263,311		51,529,085

Months Exp Rsrv	1.8
Resolution Revenue	396,861,237
Resolution Expenses	396,861,237


The Chief Executive Officer or his / her designee has the authority to adjust the budgeted Transfer to Renewal and Extension based on actual revenues and expenditures. This action may require a corresponding adjustment in other budgeted revenue, expenses, or fund balance, but may not increase operational funding for Finance or Watershed.

Schedule A

FY24 Budget
DeKalb County, Georgia
W&S Debt Svc Bond Fund (514)

	FY23 Budget	Change	FY24 Proposed
Starting Fund Balance January 1st	89,901,028	195,438	90,096,466
Other Financing Sources	79,146,309	-	79,146,309
Total Revenue	79,146,309	-	79,146,309
Debt Service	78,950,871	80,040	79,030,911
Total Expenses	78,950,871	80,040	79,030,911
Budgetary Reserve	90,096,466	115,398	90,211,864
Total Reserves	90,096,466		90,211,864

Months Exp Rsrv	13.7
Resolution Revenue	169,242,775
Resolution Expenses	169,242,775




Schedule A

FY24 Budget
DeKalb County, Georgia
Workers Compensation Fund (632)

	FY23 Budget	Change	FY24 Proposed
Starting Fund Balance January 1st	4,154,617	-	5,128,378
Charges for Services	9,787,766	67,098	9,854,864
Total Revenue	9,787,766	67,098	9,854,864
Workers Compensation	9,840,347	34,030	9,874,377
Total Expenses	9,840,347	34,030	9,874,377
Budgetary Reserve	4,102,036	1,006,829	5,108,865
Total Reserves	4,102,036	1,006,829	5,108,865

Months Exp Rsrv	6.21
Resolution Revenue	14,983,242
Resolution Expenses	14,983,242



Schedule A

FY24 Budget
DeKalb County, Georgia
ARP Fund (230)

	FY23 Budget	Change	FY24 Proposed
Intergovernmental	104,487,161	(14,841,445)	89,645,716
Total Revenue	104,487,161	(14,841,445)	89,645,716
American Rescue Plan Act	104,487,161	(14,841,445)	89,645,716
Recurring Expenses	104,487,161	(14,841,445)	89,645,716

--

DEKALB-PEACHTREE AIRPORT (08200)
Airport Operating Fund (551)
 FY24 Budget Request / Recommendation Sheet

Departmental Description
 The Airport operates and maintains the DeKalb Peachtree Airport; acts as a liaison with the Federal Aviation Administration (FAA), Georgia Department of Transportation (GDOT), Atlanta Regional Commission (ARC) and numerous other government agencies. Prepares the airport master plan, airport layout plan and assists in preparation of land use plans for those areas surrounding the airport. Performs security and maintenance at the airport, presents requests for federal and state assistance and administers grants under the FAA Airport Improvement Program. Participates on aviation boards and committees, leases airport land and facilities under the authority and direction of the CEO, DeKalb County, and the County Board of Commissioners. Provides noise abatement policies and procedure, provides airport/aviation staff assistance to the Airport Advisory Board (AAB) and acts as a general aviation info center for the public.

Common Object Expenditures	FY21 Actual	FY22 Actual	FY23 Budget	FY24 Requested	Requested Change	FY24 Recommended	Recommended Change
51-PERSONAL SERVICES AND EMPLOYEE BENEFITS	1,509,403	1,438,814	1,837,821	1,882,487	2.4%	1,966,413	7.0%
52-PURCHASED / CONTRACTED SERVICES	35,159	260,812	846,762	996,586	17.7%	996,586	17.7%
53-SUPPLIES	227,272	323,745	499,907	499,907	-	499,907	-
54-CAPITAL OUTLAYS	-	1,762	-	-	-	-	-
55-INTERFUND / INTERDEPARTMENTAL CHARGES	605,205	593,125	738,627	737,871	-0.1%	737,871	-0.1%
57-OTHER COSTS	-	-	186,521	186,521	-	186,521	-
61-OTHER FINANCING USES	1,779,526	26,849	2,032,214	2,032,214	-	2,032,214	-
70-RETIREMENT SERVICES	196,823	204,752	254,304	256,674	0.9%	272,194	7.0%
Total (\$)	4,353,386	2,849,860	6,396,156	6,592,260	3.1%	6,691,706	4.6%

Cost Center Level Expenditures	FY21 Actual	FY22 Actual	FY23 Budget	FY24 Requested	Requested Change	FY24 Recommended	Recommended Change
08210-DeKalb Peachtree Airport Administration	3,521,735	2,069,910	5,387,922	5,564,031	3.3%	5,663,476	5.1%
08220-DeKalb Peachtree Airport Maintenance	831,651	779,950	1,008,234	1,028,229	2.0%	1,028,229	2.0%
Total (\$)	4,353,386	2,849,860	6,396,156	6,592,260	3.1%	6,691,706	4.6%

Positions	FY21 Actual	FY22 Actual	FY23 Actual	FY24 Requested	Requested Change	FY24 Recommended	Recommended Change
Filled Positions	21	23	24	26	2	26	2
Funded Positions	21	23	24	26	2	26	2

Notes: 24 filled and 2 new positions funded.

Departmental Notes
 DeKalb Peachtree Airport anticipates steady growth in the number of flights in 2024.

DEKALB-PEACHTREE AIRPORT (08200)
Airport Operating Fund (551)
 FY24 Budget Request / Recommendation Sheet

Base Budget by Object Class/Selected Object Code	FY23 Budget	FY24 Requested	FY24 Recommended	FY24 Approved	Requested Change	Recommended Change	Approved Change
51-PERSONAL SERVICES AND EMPLOYEE BENEFITS	1,837,821	1,822,487	1,779,491	-	-15,334	-58,330	-1,837,821
Salaries	1,204,655	1,287,164	1,287,164	-	82,509	82,509	-1,204,655
Salaries - Part Time	41,712	41,712	22,716	-	-	-18,996	-41,712
Salaries - Adjustments	130,373	-	-	-	-130,373	-130,373	-130,373
Salaries - Temporary	2,664	2,664	2,664	-	-	-	-2,664
Salaries - Overtime	21,876	31,876	31,876	-	10,000	10,000	-21,876
County Match - Grp Ins - Allocated	324,000	336,000	312,000	-	12,000	-12,000	-324,000
County Match - FICA	92,156	98,468	98,468	-	6,312	6,312	-92,156
401(A) Employer Contribution	19,044	23,173	23,173	-	4,129	4,129	-19,044
Unemployment Compensation	1,341	1,430	1,430	-	89	89	-1,341
52-PURCHASED / CONTRACTED SERVICES	846,762	996,586	996,586	-	149,824	149,824	-846,762
53-SUPPLIES	499,907	499,907	499,907	-	-	-	-499,907
55-INTERFUND / INTERDEPARTMENTAL CHARGES	738,627	737,871	737,871	-	-756	-756	-738,627
57-OTHER COSTS	186,521	186,521	186,521	-	-	-	-186,521
61-OTHER FINANCING USES	2,032,214	2,032,214	2,032,214	-	-	-	-2,032,214
70-RETIREMENT SERVICES	254,304	256,674	272,194	-	2,370	17,890	-254,304
Base Budget (Total)	6,396,156	6,532,260	6,504,784	-	136,104	108,628	-6,396,156

Operating Enhancements	FY23 Budget	FY24 Requested	FY24 Recommended	FY24 Approved	Requested Change	Recommended Change	Approved Change
O1. Cost of living adjustment (COLA). 4% COLA effective July 1, 2024.	-	-	27,476	-	-	27,476	-
Operating Enhancements Total	-	-	27,476	-	-	27,476	-

Workforce Enhancements	FY23 Budget	FY24 Requested	FY24 Recommended	FY24 Approved	Requested Change	Recommended Change	Approved Change
W1. New Position Requests	-	-	159,446	-	-	159,446	-
Notes: Budget and Management Analyst, Sr. and Public Information Officer							
Workforce Enhancements Total	-	-	159,446	-	-	159,446	-

	6,396,156	6,532,260	6,691,706		136,104	295,550	-6,396,156
--	------------------	------------------	------------------	--	----------------	----------------	-------------------

Animal Services (04200)
General Fund (100)
 FY24 Budget Request / Recommendation Sheet

Departmental Description

Animal Services and Enforcement is under the umbrella of Public Safety and reports to the Director of Public Safety. Animal Enforcement responds to animal related calls and complaints to ensure the welfare of the animals and the safety of the public, by enforcing and education of DeKalb County Animal Ordinances and animal related State statutes. Animal Services, the outsourced Shelter Operation provided by LifeLine Animal Project, is responsible for the humane care of homeless, unwanted and quarantined animals, and provides adoption, foster rescue, transfer, and disposal services for sheltered animals.

Common Object Expenditures	FY21 Actual	FY22 Actual	FY23 Budget	FY24 Requested	Requested Change	FY24 Recommended	Recommended Change
51-PERSONAL SERVICES AND EMPLOYEE BENEFITS	1,043,265	1,096,346	1,433,821	1,635,934	14.1%	1,624,712	13.3%
52-PURCHASED / CONTRACTED SERVICES	4,079,537	4,252,362	5,362,556	6,816,556	27.1%	6,816,555	27.1%
53-SUPPLIES	192,521	223,522	278,591	333,870	19.8%	333,870	19.8%
54-CAPITAL OUTLAYS	18,211	27,351	299,880	479,880	60.0%	299,880	-
55-INTERFUND / INTERDEPARTMENTAL CHARGES	232,993	221,041	261,446	223,469	-14.5%	403,469	54.3%
70-RETIREMENT SERVICES	-	124,040	154,057	141,127	-8.4%	149,660	-2.9%
Total (\$)	5,566,527	5,944,663	7,790,351	9,630,836	23.6%	9,628,146	23.6%

Cost Center Level Expenditures	FY21 Actual	FY22 Actual	FY23 Budget	FY24 Requested	Requested Change	FY24 Recommended	Recommended Change
04210-Animal Services	5,566,527	5,944,663	7,790,351	9,630,836	23.6%	9,628,146	23.6%
Total (\$)	5,566,527	5,944,663	7,790,351	9,630,836	23.6%	9,628,146	23.6%

Positions	FY21 Actual	FY22 Actual	FY23 Actual	FY24 Requested	Requested Change	FY24 Recommended	Recommended Change
Filled Positions	18	15	16	26	10	26	10
Funded Positions	24	26	26	26	-	26	-

Notes: 16 filled positions, 10 vacant positions.

Departmental Notes

The FY24 budget includes funding for the increase in the Animal Services Lifeline contract, 2 new vehicles and a 4% cost of living adjustment.

Animal Services (04200)
General Fund (100)
 FY24 Budget Request / Recommendation Sheet

Base Budget by Object Class/Selected Object Code	FY23 Budget	FY24 Requested	FY24 Recommended	FY24 Approved	Requested Change	Recommended Change	Approved Change
51-PERSONAL SERVICES AND EMPLOYEE BENEFITS	1,433,821	1,137,975	1,111,976	-	-295,846	-321,845	-1,433,821
Salaries	890,045	747,539	747,539	-	-142,506	-142,506	-890,045
Salaries - Adjustments	18,952	-	-	-	-18,952	-18,952	-18,952
Salaries - Overtime	50,000	85,000	85,000	-	35,000	35,000	-50,000
County Match - Grp Ins - Allocated	351,000	224,000	198,000	-	-127,000	-153,000	-351,000
County Match - FICA	87,213	57,187	57,187	-	-30,026	-30,026	-87,213
401(A) Employer Contribution	26,611	14,250	14,250	-	-12,361	-12,361	-26,611
TUITION REIMBURSEMENT	10,000	10,000	10,000	-	-	-	-10,000
Notes: Base budget funds 16 positions.							
52-PURCHASED / CONTRACTED SERVICES	5,362,556	5,936,556	5,936,555	-	574,000	573,999	-5,362,556
53-SUPPLIES	278,591	278,591	278,591	-	-	-	-278,591
54-CAPITAL OUTLAYS	299,880	299,880	299,880	-	-	-	-299,880
55-INTERFUND / INTERDEPARTMENTAL CHARGES	261,446	223,469	223,469	-	-37,977	-37,977	-261,446
70-RETIREMENT SERVICES	154,057	141,127	149,660	-	-12,930	-4,397	-154,057
Base Budget (Total)	7,790,351	8,017,598	8,000,131	-	227,247	209,780	-7,790,351

Base Adjustments	FY23 Budget	FY24 Requested	FY24 Recommended	FY24 Approved	Requested Change	Recommended Change	Approved Change
B1. Lifeline Animal Control Contract (Animal Services). Other Professional Services - the additional funds to cover the adjustment awarded during the mid-year contract change order for Lifeline Animal Project. The contract increased to \$6.3M.	-	880,000	880,000	-	880,000	880,000	-
Base Adjustments Total	-	880,000	880,000	-	880,000	880,000	-

Operating Enhancements	FY23 Budget	FY24 Requested	FY24 Recommended	FY24 Approved	Requested Change	Recommended Change	Approved Change
O1. Animal Controls Trucks (Animal Services). Vehicles Addition to Fleet - two animal control vehicles to improve response times and operational efficiency.	-	180,000	180,000	-	180,000	180,000	-
O2. Motorola Handheld Radios (Animal Services). Tools & Small Equipment - the current equipment has been discontinued and is no longer being repaired. This is an urgent need for the safety of my officers should these units stop working altogether.	-	55,279	55,279	-	55,279	55,279	-
O3. Cost of living adjustment (COLA). 4% COLA effective July 1, 2024.	-	-	14,777	-	-	14,777	-
Operating Enhancements Total	-	235,279	250,056	-	235,279	250,056	-

Workforce Enhancements	FY23 Budget	FY24 Requested	FY24 Recommended	FY24 Approved	Requested Change	Recommended Change	Approved Change
W1. Existing Vacancies	-	497,959	497,959	-	497,959	497,959	-
Notes: W1 4 Animal Control Officer (CC 04210 - Animal Services, Pos# 02025, 02037, 05493 & 05570, start date 4/1/2024); 2 Animal Control Officer, Master (CC 04210 - Animal Services, Pos# 02039 & 11247, start 9date 4/1/2024); 1 Animal Control Officer, Sr (CC 04210 - Animal Services, Pos# 11250, start date 4/1/2024); 1 Animal Control Supervisor (CC 04210 - Animal Services, Pos# 02042, Start Date 4/1/2024); 1 Director, Animal Control Officer (CC 04210 - Animal Services, Pos# 01255, start date 4/1/2024); 1 Office Assistant (CC 04210 - Animal Services, Pos# 07228, start date 4/1/2024)							
Workforce Enhancements Total	-	497,959	497,959	-	497,959	497,959	-

Total Budget	7,790,351	9,630,836	9,628,146	-	1,840,486	1,837,795	-7,790,351
---------------------	------------------	------------------	------------------	----------	------------------	------------------	-------------------

BEAUTIFICATION (05800)
Stormwater Management Operating Fund (581)
 FY24 Budget Request / Recommendation Sheet

Departmental Description

The Beautification Department is an active steward, protecting and enhancing the natural beauty and assets of the community. Beautification promotes and fosters a beautiful, safe and healthy community by ongoing excellent enforcement of property standards and the management and maintenance of the county's streets and roadways. These respective business units work together comprehensively to centralize and deliver a beautification strategy with single coordination. Keeping the focus in line with the DeKalb County's Chief Executive Officer Clean Sweep initiative, the Beautification Department aims to enhance our effectiveness and efficiency. Along with contracted specialized companies, we will utilize existing personnel, expertise, and equipment with a refined focus on beautification and policy realignment, while changing the appearance and general aesthetics of the streets, business corridors, and residential communities throughout the county.

Common Object Expenditures	FY21 Actual	FY22 Actual	FY23 Budget	FY24 Requested	Requested Change	FY24 Recommended	Recommended Change
51-PERSONAL SERVICES AND EMPLOYEE BENEFITS	243,483	478,447	712,834	1,374,175	92.8%	643,848	-9.7%
52-PURCHASED / CONTRACTED SERVICES	12,519	16,606	345,000	345,000	-	345,000	-
53-SUPPLIES	20,851	24,496	53,152	53,148	-	53,148	-
54-CAPITAL OUTLAYS	-	3,015	-	-	-	-	-
55-INTERFUND / INTERDEPARTMENTAL CHARGES	3,360	22,235	597,962	455,603	-23.8%	455,603	-23.8%
70-RETIREMENT SERVICES	-	43,898	54,518	80,576	47.8%	85,448	56.7%
Total (\$)	280,213	588,696	1,763,466	2,308,502	30.9%	1,583,047	-10.2%

Cost Center Level Expenditures	FY21 Actual	FY22 Actual	FY23 Budget	FY24 Requested	Requested Change	FY24 Recommended	Recommended Change
CC_05840	280,213	588,696	1,763,466	2,308,502	30.9%	1,583,047	-10.2%
Total (\$)	280,213	588,696	1,763,466	2,308,502	30.9%	1,583,047	-10.2%

Positions	FY21 Actual	FY22 Actual	FY23 Actual	FY24 Requested	Requested Change	FY24 Recommended	Recommended Change
Filled Positions	12	9	11	14	3	14	3
Funded Positions	12	8	11	14	3	14	3

Notes: 11 Filled positions and 3 vacant positions

Departmental Notes

BEAUTIFICATION (05800)
Stormwater Management Operating Fund (581)
 FY24 Budget Request / Recommendation Sheet

Base Budget by Object Class/Selected Object Code	FY23 Budget	FY24 Requested	FY24 Recommended	FY24 Approved	Requested Change	Recommended Change	Approved Change
51-PERSONAL SERVICES AND EMPLOYEE BENEFITS	712,834	637,413	626,413	-	-75,421	-86,421	-712,834
Salaries	461,028	436,885	436,885	-	-24,143	-24,143	-461,028
Salaries - Adjustments	34,238	-	-	-	-34,238	-34,238	-34,238
County Match - Grp Ins - Reversed	1,968	-	-	-	-1,968	-1,968	-1,968
County Match - Grp Ins - Allocated	166,500	154,000	143,000	-	-12,500	-23,500	-166,500
County Match - FICA	35,269	33,422	33,422	-	-1,847	-1,847	-35,269
401(A) Employer Contribution	13,831	13,107	13,107	-	-724	-724	-13,831
52-PURCHASED / CONTRACTED SERVICES	345,000	345,000	345,000	-	-	-	-345,000
53-SUPPLIES	53,152	53,148	53,148	-	-4	-4	-53,152
55-INTERFUND / INTERDEPARTMENTAL CHARGES	597,962	45,603	45,603	-	-552,359	-552,359	-597,962
70-RETIREMENT SERVICES	54,518	80,576	85,448	-	26,058	30,930	-54,518
Base Budget (Total)	1,763,466	1,161,740	1,155,612	-	-601,726	-607,854	-1,763,466

Operating Enhancements		FY23 Budget	FY24 Requested	FY24 Recommended	FY24 Approved	Requested Change	Recommended Change	Approved Change
O1.	Crew Cab Truck with Lift Trailer Needed to transport employees to curb bumping work site locations to be serviced throughout the county	-	110,000	110,000	-	110,000	110,000	-
O2.	Tandem 12 cubic yard Dump Truck Present inventory if vehicles are pool units (10 to 20 years old). The current units require frequent maintenance, which impacts the department's ability to provide service.	-	300,000	300,000	-	300,000	300,000	-
O3.	Cost of living adjustment (COLA). 4% COLA effective July 1, 2024.	-	-	17,435	-	-	17,435	-
Operating Enhancements Total		-	410,000	427,435	-	410,000	427,435	-

Workforce Enhancements		FY23 Budget	FY24 Requested	FY24 Recommended	FY24 Approved	Requested Change	Recommended Change	Approved Change
W1.	New Position Requests	-	736,762	-	-	736,762	-	-
Notes:								
Workforce Enhancements Total		-	736,762	-	-	736,762	-	-

Total Budget	1,763,466	2,308,502	1,583,047	-	545,036	-180,419	-1,763,466
---------------------	------------------	------------------	------------------	----------	----------------	-----------------	-------------------

BEAUTIFICATION (05800)
Unincorporated Fund (272)
 FY24 Budget Request / Recommendation Sheet

Departmental Description

The Beautification Department is an active steward, protecting and enhancing the natural beauty and assets of the community. Beautification promotes and fosters a beautiful, safe and healthy community by ongoing excellent enforcement of property standards and the management and maintenance of the county's streets and roadways. These respective business units work together comprehensively to centralize and deliver a beautification strategy with single coordination. Keeping the focus in line with the DeKalb County's Chief Executive Officer Clean Sweep initiative, the Beautification Department aims to enhance our effectiveness and efficiency. Along with contracted specialized companies, we will utilize existing personnel, expertise, and equipment with a refined focus on beautification and policy realignment, while changing the appearance and general aesthetics of the streets, business corridors, and residential communities throughout the county.

Common Object Expenditures	FY21 Actual	FY22 Actual	FY23 Budget	FY24 Requested	Requested Change	FY24 Recommended	Recommended Change
51-PERSONAL SERVICES AND EMPLOYEE BENEFITS	3,132,656	3,063,870	3,605,551	4,324,117	19.9%	4,320,237	19.8%
52-PURCHASED / CONTRACTED SERVICES	2,779,427	2,957,203	2,997,509	2,966,462	-1.0%	2,941,475	-1.9%
53-SUPPLIES	80,286	59,209	135,075	95,391	-29.4%	95,151	-29.6%
54-CAPITAL OUTLAYS	5,505	2,880	2,000	3,500	75.0%	3,100	55.0%
55-INTERFUND / INTERDEPARTMENTAL CHARGES	1,524,746	911,276	1,139,433	1,281,265	12.4%	1,281,265	12.4%
70-RETIREMENT SERVICES	-	399,958	496,745	469,522	-5.5%	497,911	0.2%
Total (\$)	7,522,620	7,394,396	8,376,313	9,140,257	9.1%	9,139,139	9.1%

Cost Center Level Expenditures	FY21 Actual	FY22 Actual	FY23 Budget	FY24 Requested	Requested Change	FY24 Recommended	Recommended Change
05810-Beautification	7,521,227	7,391,465	8,376,313	9,140,257	9.1%	9,139,139	9.1%
05820-Beautification - Code Compliance	1,393	2,932	-	-	-	-	-
Total (\$)	7,522,620	7,394,396	8,376,313	9,140,257	9.1%	9,139,139	9.1%

Positions	FY21 Actual	FY22 Actual	FY23 Actual	FY24 Requested	Requested Change	FY24 Recommended	Recommended Change
Filled Positions	65	63	64	69	5	69	5
Funded Positions	65	65	63	69	6	69	6

Notes: 63 Filled positions, 6 vacancies

Departmental Notes

Beautification employee vacancies were given approval to be filled in the FY24 Recommended budget.

BEAUTIFICATION (05800)
Unincorporated Fund (272)
 FY24 Budget Request / Recommendation Sheet

Base Budget by Object Class/Selected Object Code	FY23 Budget	FY24 Requested	FY24 Recommended	FY24 Approved	Requested Change	Recommended Change	Approved Change
51-PERSONAL SERVICES AND EMPLOYEE BENEFITS	3,605,551	3,922,574	3,859,574	-	317,023	254,023	-3,605,551
Salaries	2,344,883	2,583,123	2,583,123	-	238,240	238,240	-2,344,883
Salaries - Adjustments	62,565	-	-	-	-62,565	-62,565	-62,565
Salaries - Overtime	33,768	78,768	78,768	-	45,000	45,000	-33,768
County Match - Grp Ins - Reversed	16,560	-	-	-	-16,560	-16,560	-16,560
County Match - Grp Ins - Allocated	850,500	882,000	819,000	-	31,500	-31,500	-850,500
County Match - FICA	179,383	197,609	197,609	-	18,226	18,226	-179,383
401(A) Employer Contribution	46,733	54,038	54,038	-	7,305	7,305	-46,733
Workers Compensation	71,159	127,036	127,036	-	55,877	55,877	-71,159
52-PURCHASED / CONTRACTED SERVICES	2,997,509	2,966,462	2,941,475	-	-31,047	-56,034	-2,997,509
53-SUPPLIES	135,075	95,391	95,151	-	-39,684	-39,924	-135,075
54-CAPITAL OUTLAYS	2,000	3,500	3,100	-	1,500	1,100	-2,000
55-INTERFUND / INTERDEPARTMENTAL CHARGES	1,139,433	1,281,265	1,281,265	-	141,832	141,832	-1,139,433
70-RETIREMENT SERVICES	496,745	469,522	497,911	-	-27,223	1,166	-496,745
Base Budget (Total)	8,376,313	8,738,714	8,678,476	-	362,401	302,163	-8,376,313

Operating Enhancements		FY23 Budget	FY24 Requested	FY24 Recommended	FY24 Approved	Requested Change	Recommended Change	Approved Change
O1.	In Grade Adjustment and 2.25% Incentive Pay Adjustment requested and approved prior to FY24 Budget cutoff, but not uploaded. Salary increases for General Foreman, GIS Analyst and Superintendent	-	20,682	20,682	-	20,682	20,682	-
O2.	Cost of living adjustment (COLA). 4% COLA effective July 1, 2024.	-	-	59,120	-	-	59,120	-
Operating Enhancements Total		-	20,682	79,802	-	20,682	79,802	-

Workforce Enhancements		FY23 Budget	FY24 Requested	FY24 Recommended	FY24 Approved	Requested Change	Recommended Change	Approved Change
W1.	New Position Requests	-	380,861	380,861	-	380,861	380,861	-
Notes: Assistant Director, Two (2) Special Projects Coordinators, and Two (2) Equipment Operators, Senior positions								
Workforce Enhancements Total		-	380,861	380,861	-	380,861	380,861	-

Total Budget	8,376,313	9,140,257	9,139,139	-	763,944	762,826	-8,376,313
---------------------	------------------	------------------	------------------	----------	----------------	----------------	-------------------

BOARD OF COMMISSIONERS (00200)
General Fund (100)
 FY24 Budget Request / Recommendation Sheet

Departmental Description

The Board of Commissioners serves as the legislative branch of the DeKalb County government. The Board is comprised of seven (7) full-time commissioners, all elected to a four-year term. DeKalb County is divided into five (5) districts with one commissioner serving each district. There are also two "super districts", one on the eastern half of the county and the other on the western half, each making up about half of the county's population. Each super district is served by one commissioner. Therefore, every citizen of DeKalb County is served by two (2) commissioners, one within the district and one with the super district.

Common Object Expenditures	FY21 Actual	FY22 Actual	FY23 Budget	FY24 Requested	Requested Change	FY24 Recommended	Recommended Change
51-PERSONAL SERVICES AND EMPLOYEE BENEFITS	2,755,257	2,855,122	4,389,633	4,375,786	-0.3%	4,416,141	0.6%
52-PURCHASED / CONTRACTED SERVICES	418,013	520,953	1,108,468	1,063,854	-4.0%	1,055,392	-4.8%
53-SUPPLIES	87,007	59,181	125,207	132,855	6.1%	132,855	6.1%
54-CAPITAL OUTLAYS	-	3,417	-	-	-	-	-
55-INTERFUND / INTERDEPARTMENTAL CHARGES	879	-	-	-	-	-	-
70-RETIREMENT SERVICES	-	424,322	527,010	527,010	-	558,193	5.9%
Total (\$)	3,261,155	3,862,995	6,150,318	6,099,505	-0.8%	6,162,581	0.2%

Cost Center Level Expenditures	FY21 Actual	FY22 Actual	FY23 Budget	FY24 Requested	Requested Change	FY24 Recommended	Recommended Change
00201-Board Of Commissioners - District 1	329,000	339,228	515,000	527,000	2.3%	527,000	2.3%
00202-Board Of Commissioners - District 2	324,528	318,536	515,000	526,000	2.1%	526,000	2.1%
00203-Board Of Commissioners - District 3	305,576	328,241	515,000	526,500	2.2%	526,500	2.2%
00204-Board Of Commissioners - District 4	308,466	339,431	515,000	518,034	0.6%	526,500	2.2%
00205-Board Of Commissioners - District 5	290,618	293,553	515,000	526,500	2.2%	526,500	2.2%
00206-Board Of Commissioners - District 6	388,804	399,862	515,000	526,500	2.2%	526,500	2.2%
00207-Board Of Commissioners - District 7	311,414	363,175	515,000	526,500	2.2%	526,500	2.2%
00210-Board Of Commissioners - Administration	685,152	1,145,487	1,925,747	1,905,996	-1.0%	1,960,605	1.8%
00211-Board Of Commissioners - Clerk	317,598	335,482	619,571	516,476	-16.6%	516,476	-16.6%
Total (\$)	3,261,155	3,862,995	6,150,318	6,099,505	-0.8%	6,162,581	0.2%

Positions	FY21 Actual	FY22 Actual	FY23 Actual	FY24 Requested	Requested Change	FY24 Recommended	Recommended Change
Filled Positions	31	34	33	36	3	36	3
Funded Positions	31	36	36	36	-	36	-

Notes: 33 filled, 2 vacant positions and 1 new position

Departmental Notes

FY24 budget includes funding for 4% cost of living adjustment including associated benefits.

BOARD OF COMMISSIONERS (00200)
General Fund (100)
 FY24 Budget Request / Recommendation Sheet

Base Budget by Object Class/Selected Object Code	FY23 Budget	FY24 Requested	FY24 Recommended	FY24 Approved	Requested Change	Recommended Change	Approved Change
51-PERSONAL SERVICES AND EMPLOYEE BENEFITS	4,389,633	4,254,775	4,140,577	-	-134,858	-249,056	-4,389,633
Salaries	2,531,180	2,374,852	2,374,852	-	-156,328	-156,328	-2,531,180
Salaries - Part Time	51,900	31,896	91,896	-	-20,004	39,996	-51,900
Salaries - Adjustments	130,133	-	-	-	-130,133	-130,133	-130,133
Salaries - Temporary	823,877	1,145,034	1,006,836	-	321,157	182,959	-823,877
Salaries - Overtime	86,915	-	-	-	-86,915	-86,915	-86,915
County Match - Grp Ins - Allocated	482,625	434,000	398,000	-	-48,625	-84,625	-482,625
County Match - FICA	193,637	181,677	181,677	-	-11,960	-11,960	-193,637
401(A) Employer Contribution	52,166	50,116	50,116	-	-2,050	-2,050	-52,166
Allowance - Commission Expense	25,200	25,200	25,200	-	-	-	-25,200
Allowance - Automobile	12,000	12,000	12,000	-	-	-	-12,000
52-PURCHASED / CONTRACTED SERVICES	1,108,468	1,063,854	1,055,392	-	-44,614	-53,076	-1,108,468
53-SUPPLIES	125,207	132,855	132,855	-	7,648	7,648	-125,207
70-RETIREMENT SERVICES	527,010	527,010	558,193	-	-	31,183	-527,010
Base Budget (Total)	6,150,318	5,978,494	5,887,017	-	-171,824	-263,301	-6,150,318

Operating Enhancements		FY23 Budget	FY24 Requested	FY24 Recommended	FY24 Approved	Requested Change	Recommended Change	Approved Change
O1.	Compensation Adjustment (Board of Commissioners - District 4). Salaries - adjustment needed for differential in new position.	-	-	11,718	-	-	11,718	-
O2.	Cost of living adjustment (COLA). 4% COLA effective July 1, 2024.	-	-	59,426	-	-	59,426	-
Operating Enhancements Total		-	-	71,144	-	-	71,144	-

Workforce Enhancements		FY23 Budget	FY24 Requested	FY24 Recommended	FY24 Approved	Requested Change	Recommended Change	Approved Change
W1.	Existing Vacancies	-	121,012	121,012	-	121,012	121,012	-
Notes: W1 - 2 management analyst I (CC 00210 - Board of Commissioner-Administration, Pos #999520, 999521 , start date 4/1/2024)								
W3.	New Position Requests	-	-	83,409	-	-	83,409	-
Notes: W1 - commissioner office aide (CC 00204 - Board of Commissioners-District 4, Pos #n/a, start date 1/1/2024)								
Workforce Enhancements Total		-	121,012	204,420	-	121,012	204,420	-

Total Budget	6,150,318	6,099,505	6,162,581	-	-50,812	12,264	-6,150,318
---------------------	------------------	------------------	------------------	----------	----------------	---------------	-------------------

Budget (02200)
General Fund (100)
 FY24 Budget Request / Recommendation Sheet

Departmental Description

OMB was created as standalone unit under the CEO/COO in 2015, to emphasize the recommendation, creation, and passage of an annual budget and capital improvement plan along with subsequent modifications. The budget shop was also designed to help establish and enforce day-to-day budgetary, financial, and management policies through the offices of the CEO/COO; to act as the primary research arm for the CEO/COO; and to act as a coordinating management arm of the CEO/COO on inter-departmental processes. OMB also publishes regular common reports: the annual budget proposal, the post-budget passage documents; budgets in brief; and documents for significant proposals during the year, etc.

Common Object Expenditures	FY21 Actual	FY22 Actual	FY23 Budget	FY24 Requested	Requested Change	FY24 Recommended	Recommended Change
51-PERSONAL SERVICES AND EMPLOYEE BENEFITS	768,714	772,774	1,008,386	999,478	-0.9%	1,008,190	-
52-PURCHASED / CONTRACTED SERVICES	81,900	85,943	230,063	230,063	-	230,064	-
53-SUPPLIES	2,763	1,696	14,000	14,000	-	14,000	-
54-CAPITAL OUTLAYS	1,361	2,931	15,000	15,000	-	15,000	-
70-RETIREMENT SERVICES	-	134,370	166,888	147,893	-11.4%	156,835	-6.0%
Total (\$)	854,738	997,714	1,434,337	1,406,434	-1.9%	1,424,089	-0.7%

Cost Center Level Expenditures	FY21 Actual	FY22 Actual	FY23 Budget	FY24 Requested	Requested Change	FY24 Recommended	Recommended Change
02210-Budget	854,738	997,714	1,434,337	1,406,434	-1.9%	1,424,089	-0.7%
Total (\$)	854,738	997,714	1,434,337	1,406,434	-1.9%	1,424,089	-0.7%

Positions	FY21 Actual	FY22 Actual	FY23 Actual	FY24 Requested	Requested Change	FY24 Recommended	Recommended Change
Filled Positions	8	7	7	8	1	8	1
Funded Positions	8	8	8	8	-	8	-

Notes: 7 filled positions and 1 vacant position

Departmental Notes

Budget (02200)
General Fund (100)
 FY24 Budget Request / Recommendation Sheet

Base Budget by Object Class/Selected Object Code	FY23 Budget	FY24 Requested	FY24 Recommended	FY24 Approved	Requested Change	Recommended Change	Approved Change
51-PERSONAL SERVICES AND EMPLOYEE BENEFITS	1,008,386	928,440	920,440	-	-79,946	-87,946	-1,008,386
Salaries	760,911	760,129	760,129	-	-782	-782	-760,911
Salaries - Adjustments	66,910	-	-	-	-66,910	-66,910	-66,910
County Match - Grp Ins - Allocated	108,000	98,000	90,000	-	-10,000	-18,000	-108,000
County Match - FICA	58,210	57,130	57,130	-	-1,080	-1,080	-58,210
401(A) Employer Contribution	14,355	13,181	13,181	-	-1,174	-1,174	-14,355
52-PURCHASED / CONTRACTED SERVICES	230,063	230,063	230,064	-	-	1	-230,063
53-SUPPLIES	14,000	14,000	14,000	-	-	-	-14,000
54-CAPITAL OUTLAYS	15,000	15,000	15,000	-	-	-	-15,000
70-RETIREMENT SERVICES	166,888	147,893	156,835	-	-18,995	-10,053	-166,888
Base Budget (Total)	1,434,337	1,335,396	1,336,339	-	-98,941	-97,998	-1,434,337

Operating Enhancements	FY23 Budget	FY24 Requested	FY24 Recommended	FY24 Approved	Requested Change	Recommended Change	Approved Change
O1. Cost of living adjustment (COLA). 4% COLA effective July 1, 2024.	-	-	16,712	-	-	16,712	-
Operating Enhancements Total	-	-	16,712	-	-	16,712	-

Workforce Enhancements	FY23 Budget	FY24 Requested	FY24 Recommended	FY24 Approved	Requested Change	Recommended Change	Approved Change
W1. Existing Vacancies	-	71,038	71,038	-	71,038	71,038	-
Notes: W1 - administrative assistant (CC 02210, Budget, Pos #00500, start date 1/1/2024)							
Workforce Enhancements Total	-	71,038	71,038	-	71,038	71,038	-

Total Budget	1,434,337	1,406,434	1,424,089	-	-27,903	-10,248	-1,434,337
---------------------	------------------	------------------	------------------	----------	----------------	----------------	-------------------

CHIEF EXECUTIVE OFFICER (00100)
General Fund (100)
 FY24 Budget Request / Recommendation Sheet

Departmental Description

While providing supervision and direction to the departments of the county government, the CEO carries out, executes and enforces all ordinances, policies, rules and regulations of the DeKalb County Board of Commissioners. The chief executive officer also recommends a balanced budget to the Board of Commissioners.
 The CEO's Office also includes the Executive Assistant/Chief Operating Officer (COO), who is charged with providing professional day-to-day management of the county, as well as the Department of Communication which is responsible for countywide communication efforts including public and government access television broadcasting.

Common Object Expenditures	FY21 Actual	FY22 Actual	FY23 Budget	FY24 Requested	Requested Change	FY24 Recommended	Recommended Change
51-PERSONAL SERVICES AND EMPLOYEE BENEFITS	2,318,352	2,377,521	2,966,983	3,718,357	25.3%	3,734,433	25.9%
52-PURCHASED / CONTRACTED SERVICES	333,594	503,661	978,398	1,077,978	10.2%	1,077,978	10.2%
53-SUPPLIES	9,751	29,386	37,192	37,612	1.1%	37,612	1.1%
54-CAPITAL OUTLAYS	-	1,748	2,000	2,000	-	2,000	-
55-INTERFUND / INTERDEPARTMENTAL CHARGES	9,945	8,265	9,003	9,003	-	9,003	-
70-RETIREMENT SERVICES	-	380,012	471,977	470,165	-0.4%	497,886	5.5%
Total (\$)	2,671,642	3,300,592	4,465,553	5,315,114	19.0%	5,358,911	20.0%

Cost Center Level Expenditures	FY21 Actual	FY22 Actual	FY23 Budget	FY24 Requested	Requested Change	FY24 Recommended	Recommended Change
00110-Chief Executive Officer	312,173	705,798	839,716	1,241,372	47.8%	1,269,093	51.1%
00112-Chief Executive Officer - Operations	50	850	1,025	1,075	4.9%	1,075	4.9%
00114-Chief Executive Officer - Staff	537,615	487,040	782,016	776,068	-0.8%	776,068	-0.8%
00120-Chief Executive Officer - Executive Assistant	719,075	893,834	1,327,980	1,518,882	14.4%	1,518,882	14.4%
00140-Chief Executive Officer - Community Relations	3,671	12,684	-	-	-	-	-
00150-Chief Executive Officer - Public Information	1,099,057	1,166,338	1,414,355	1,675,660	18.5%	1,691,736	19.6%
00160-Chief Executive Officer - Office Of Process Improvements	-	34,049	100,461	102,057	1.6%	102,057	1.6%
Total (\$)	2,671,642	3,300,592	4,465,553	5,315,114	19.0%	5,358,911	20.0%

Positions	FY21 Actual	FY22 Actual	FY23 Actual	FY24 Requested	Requested Change	FY24 Recommended	Recommended Change
Filled Positions	21	21	25	27	2	27	2
Funded Positions	26	25	25	27	2	27	2

Notes: 23 filled positions, 4 new positions

Departmental Notes

FY24 budget includes funding for 4% cost of living adjustment including associated benefits.

CHIEF EXECUTIVE OFFICER (00100)
General Fund (100)
 FY24 Budget Request / Recommendation Sheet

Base Budget by Object Class/Selected Object Code	FY23 Budget	FY24 Requested	FY24 Recommended	FY24 Approved	Requested Change	Recommended Change	Approved Change
51-PERSONAL SERVICES AND EMPLOYEE BENEFITS	2,966,983	3,347,524	3,322,524	-	380,541	355,541	-2,966,983
Salaries	2,275,969	2,711,363	2,711,363	-	435,394	435,394	-2,275,969
Salaries - Part Time	56,952	56,952	56,952	-	-	-	-56,952
Salaries - Adjustments	49,360	-	-	-	-49,360	-49,360	-49,360
County Match - Grp Ins - Allocated	317,250	308,000	283,000	-	-9,250	-34,250	-317,250
County Match - FICA	183,711	180,306	180,306	-	-3,405	-3,405	-183,711
401(A) Employer Contribution	44,193	51,352	51,352	-	7,159	7,159	-44,193
Workers Compensation	2,948	2,951	2,951	-	3	3	-2,948
Allowance - Commission Expense	3,600	3,600	3,600	-	-	-	-3,600
Allowance - Clothing	3,600	3,600	3,600	-	-	-	-3,600
Allowance - Automobile	29,400	29,400	29,400	-	-	-	-29,400
52-PURCHASED / CONTRACTED SERVICES	978,398	977,978	977,978	-	-420	-420	-978,398
53-SUPPLIES	37,192	37,612	37,612	-	420	420	-37,192
54-CAPITAL OUTLAYS	2,000	2,000	2,000	-	-	-	-2,000
55-INTERFUND / INTERDEPARTMENTAL CHARGES	9,003	9,003	9,003	-	-	-	-9,003
70-RETIREMENT SERVICES	471,977	470,165	497,886	-	-1,812	25,909	-471,977
Base Budget (Total)	4,465,553	4,844,282	4,847,003	-	378,729	381,450	-4,465,553

Base Adjustments	FY23 Budget	FY24 Requested	FY24 Recommended	FY24 Approved	Requested Change	Recommended Change	Approved Change
B1. Grant Consultant (Chief Executive Officer - Executive Assistant). Other Professional Services - increase line item to hire a grant consultant.	-	100,000	100,000	-	100,000	100,000	-
Base Adjustments Total	-	100,000	100,000	-	100,000	100,000	-

Operating Enhancements	FY23 Budget	FY24 Requested	FY24 Recommended	FY24 Approved	Requested Change	Recommended Change	Approved Change
O1. Salary Adjustment (Chief Executive Officer - Public Information). Salaries Adjustment - adjustment requested for increased duties and market survey.	-	17,196	-	-	17,196	-	-
O2. Cost of living adjustment (COLA). 4% COLA effective July 1, 2024.	-	-	58,272	-	-	58,272	-
Operating Enhancements Total	-	17,196	58,272	-	17,196	58,272	-

Workforce Enhancements	FY23 Budget	FY24 Requested	FY24 Recommended	FY24 Approved	Requested Change	Recommended Change	Approved Change
W1. New Position Requests	-	147,161	147,161	-	147,161	147,161	-
W2. New Position Requests	-	206,475	206,475	-	206,475	206,475	-
Notes: W1 - assistant to chief operating officer (CC 00120 - Chief Executive Officer-Executive Assistant, Pos #n/a, start date 4/1/2024)							
W2 - 2 audiovisual technician (CC 00150 - Chief Executive Officer-Public Information, Pos #n/a, start date 4/1/2024); associate producer (CC 00150 - Chief Executive Officer-Public Information, Pos #n/a, start date 4/1/2024)							
Workforce Enhancements Total	-	353,636	353,636	-	353,636	353,636	-

Total Budget	4,465,553	5,315,114	5,358,911	-	849,561	893,358	-4,465,553
---------------------	------------------	------------------	------------------	----------	----------------	----------------	-------------------

CHIEF EXECUTIVE OFFICER (00100)
PEG Support Fund (203)
 FY24 Budget Request / Recommendation Sheet

Departmental Description

While providing supervision and direction to the departments of the county government, the CEO carries out, executes and enforces all ordinances, policies, rules and regulations of the DeKalb County Board of Commissioners. The chief executive officer also recommends a balanced budget to the Board of Commissioners.
 The CEO's Office also includes the Executive Assistant/Chief Operating Officer (COO), who is charged with providing professional day-to-day management of the county, as well as the Department of Communication which is responsible for countywide communication efforts including public and government access television broadcasting.

Common Object Expenditures	FY21 Actual	FY22 Actual	FY23 Budget	FY24 Requested	Requested Change	FY24 Recommended	Recommended Change
51-PERSONAL SERVICES AND EMPLOYEE BENEFITS	43,977	70,634	79,216	-	-100.0%	-	-100.0%
52-PURCHASED / CONTRACTED SERVICES	34,452	81,861	80,500	80,500	-	37,449	-53.5%
53-SUPPLIES	16,410	103,273	42,287	42,287	-	-	-100.0%
54-CAPITAL OUTLAYS	9,967	2,657	3,000	3,000	-	-	-100.0%
55-INTERFUND / INTERDEPARTMENTAL CHARGES	4,496	-	-	-	-	-	-
70-RETIREMENT SERVICES	10,098	2,892	3,594	3,594	-	-	-100.0%
Total (\$)	119,400	261,316	208,597	129,381	-38.0%	37,449	-82.0%

Cost Center Level Expenditures	FY21 Actual	FY22 Actual	FY23 Budget	FY24 Requested	Requested Change	FY24 Recommended	Recommended Change
00170-Chief Executive Officer - Peg Fund	119,400	261,316	208,597	129,381	-38.0%	37,449	-82.0%
Total (\$)	119,400	261,316	208,597	129,381	-38.0%	37,449	-82.0%

Positions	FY21 Actual	FY22 Actual	FY23 Actual	FY24 Requested	Requested Change	FY24 Recommended	Recommended Change
Filled Positions	-	-	1	-	-1	-	-1
Funded Positions	-	-	1	-	-1	-	-1

Notes: Position transferred to General Fund.

Departmental Notes

FY24 budget includes funding for 4% cost of living adjustment including associated benefits.

CHIEF EXECUTIVE OFFICER (00100)
PEG Support Fund (203)
 FY24 Budget Request / Recommendation Sheet

Base Budget by Object Class/Selected Object Code	FY23 Budget	FY24 Requested	FY24 Recommended	FY24 Approved	Requested Change	Recommended Change	Approved Change
51-PERSONAL SERVICES AND EMPLOYEE BENEFITS	79,216	-	-	-	-79,216	-79,216	-79,216
Salaries	57,292	-	-	-	-57,292	-57,292	-57,292
Salaries - Adjustments	2,322	-	-	-	-2,322	-2,322	-2,322
County Match - Grp Ins - Allocated	13,500	-	-	-	-13,500	-13,500	-13,500
County Match - FICA	4,383	-	-	-	-4,383	-4,383	-4,383
401(A) Employer Contribution	1,719	-	-	-	-1,719	-1,719	-1,719
52-PURCHASED / CONTRACTED SERVICES	80,500	80,500	37,449	-	-	-43,051	-80,500
53-SUPPLIES	42,287	42,287	-	-	-	-42,287	-42,287
54-CAPITAL OUTLAYS	3,000	3,000	-	-	-	-3,000	-3,000
70-RETIREMENT SERVICES	3,594	3,594	-	-	-	-3,594	-3,594
Base Budget (Total)	208,597	129,381	37,449	-	-79,216	-171,148	-208,597
Total Budget	208,597	129,381	37,449	-	-79,216	-171,148	-208,597

CITIZEN HELP CENTER (07800)
General Fund (100)
 FY24 Budget Request / Recommendation Sheet

Departmental Description

The Citizen help Center serves as a central point of contact for constituents attempting to navigate DeKalb County Government and its processes. The Citizen Help Center answers calls for county departments and agencies, responds to inquiries received via email and social media., submits and provides follow up on service requests entered into the constituent engagement portal, uses a knowledge base (database) to provide standard and consistent information to the community, creates realistic expectations in the delivery of county services and monitors the service performance of departments by identifying trends and opportunities for improving service. The Citizen Help Center also ensures consistent and accurate documentation of service requests and complaints to include status, updates and tracking as well as actions taken. The Citizen Help Center delivers cohesive end-to-end services that utilize knowledge, information, and business processes that literally integrate systems countywide.

Common Object Expenditures	FY21 Actual	FY22 Actual	FY23 Budget	FY24 Requested	Requested Change	FY24 Recommended	Recommended Change
51-PERSONAL SERVICES AND EMPLOYEE BENEFITS	434,945	439,094	535,534	944,508	76.4%	715,409	33.6%
52-PURCHASED / CONTRACTED SERVICES	10,402	94,432	260,007	213,752	-17.8%	219,752	-15.5%
53-SUPPLIES	-	523	600	-	-100.0%	600	-
54-CAPITAL OUTLAYS	-	-	-	4,400	-	4,400	-
70-RETIREMENT SERVICES	-	48,299	57,957	72,419	25.0%	76,798	32.5%
Total (\$)	445,347	582,348	854,098	1,235,079	44.6%	1,016,959	19.1%

Cost Center Level Expenditures	FY21 Actual	FY22 Actual	FY23 Budget	FY24 Requested	Requested Change	FY24 Recommended	Recommended Change
07801-Citizen Help Center	445,347	582,348	854,098	1,235,079	44.6%	1,016,959	19.1%
Total (\$)	445,347	582,348	854,098	1,235,079	44.6%	1,016,959	19.1%

Positions	FY21 Actual	FY22 Actual	FY23 Actual	FY24 Requested	Requested Change	FY24 Recommended	Recommended Change
Filled Positions	10	10	8	14	6	14	6
Funded Positions	10	10	10	14	4	14	4

Notes: 10 filled and 4 new positions.

Departmental Notes

CITIZEN HELP CENTER (07800)
General Fund (100)
 FY24 Budget Request / Recommendation Sheet

Base Budget by Object Class/Selected Object Code	FY23 Budget	FY24 Requested	FY24 Recommended	FY24 Approved	Requested Change	Recommended Change	Approved Change
51-PERSONAL SERVICES AND EMPLOYEE BENEFITS	535,534	577,590	567,590	-	42,056	32,056	-535,534
Salaries	355,173	395,472	395,472	-	40,299	40,299	-355,173
Salaries - Adjustments	8,882	-	-	-	-8,882	-8,882	-8,882
County Match - Grp Ins - Allocated	131,625	140,000	130,000	-	8,375	-1,625	-131,625
County Match - FICA	27,170	30,254	30,254	-	3,084	3,084	-27,170
County Match - Pension	2,029	-	-	-	-2,029	-2,029	-2,029
401(A) Employer Contribution	10,655	11,864	11,864	-	1,209	1,209	-10,655
Notes: Base budget includes 10 positions.							
52-PURCHASED / CONTRACTED SERVICES	260,007	213,752	110,405	-	-46,255	-149,602	-260,007
53-SUPPLIES	600	-	600	-	-600	-	-600
70-RETIREMENT SERVICES	57,957	72,419	76,798	-	14,462	18,841	-57,957
Base Budget (Total)	854,098	863,760	755,393	-	9,662	-98,705	-854,098

Base Adjustments	FY23 Budget	FY24 Requested	FY24 Recommended	FY24 Approved	Requested Change	Recommended Change	Approved Change
B1. Software Maintenance (Citizen Help Center). Other Professional Services - software maintenance services previously paid by the Innovation and Technology Department.	-	-	6,000	-	-	6,000	-
B2. Cell phone and telephone interpretation services (Citizen Help Center). Telephone Wireless & Other Telecommunication Services - to fund county cell phones and WIFI devices in use for the Citizen Call Center to effectively communicate across departments. Previously paid by the Innovation and Technology. Also \$100 for telephone interpretation services which are used as needed to assist customers.	-	-	10,100	-	-	10,100	-
Base Adjustments Total	-	-	16,100	-	-	16,100	-

Operating Enhancements	FY23 Budget	FY24 Requested	FY24 Recommended	FY24 Approved	Requested Change	Recommended Change	Approved Change
O1. Salary Adjustments (Citizen Help Center). Increase the pay rate to \$20.00 per hour for the Customer Care Representative position and \$22.00 per hour for the Customer Care Representative, Senior position. Extensive training is required for these positions as it pertains to department processes and procedures across the County. The primary justification is to bring 311 employees closer to market compensation and address attrition.	-	106,885	-	-	106,885	-	-
O2. Laptop & license for existing temporary position (Citizen Help Center). Current temporary position is currently sharing a laptop.	-	2,200	2,200	-	2,200	2,200	-
O3. Salary Adjustments for new positions (Citizen Help Center). Increase the pay rate to \$20.00 per hour for the Customer Care Representative position and \$22.00 per hour for the Customer Care Representative, Senior position. Extensive training is required for these positions as it pertains to department processes and procedures across the County. The primary justification is to bring 311 employees closer to market compensation and address attrition.	-	49,512	-	-	49,512	-	-
O4. Continue Temporary services approved at MY23 (Citizen Help Center). Temporary Personnel Services - continued funding for 3 temporary staff that were approved at MY23 as one-time funding.	-	-	93,247	-	-	93,247	-
O5. Cost of living adjustment (COLA). 4% COLA effective July 1, 2024.	-	-	8,700	-	-	8,700	-
Operating Enhancements Total	-	158,597	104,147	-	158,597	104,147	-

CITIZEN HELP CENTER (07800)
General Fund (100)
 FY24 Budget Request / Recommendation Sheet

Workforce Enhancements		FY23 Budget	FY24 Requested	FY24 Recommended	FY24 Approved	Requested Change	Recommended Change	Approved Change
W1.	New Position Requests	-	212,721	141,319	-	212,721	141,319	-
Notes: W1 - 4 Customer Care Representatives (CC 07801 - Citizen Help Center, POS# TBD, start date 4/1/24)								
Workforce Enhancements Total		-	212,721	141,319	-	212,721	141,319	-
Total Budget		854,098	1,235,079	1,016,959		380,980	162,861	-854,098

CLERK SUPERIOR COURT (03600)
General Fund (100)
 FY24 Budget Request / Recommendation Sheet

Departmental Description

The Office of Clerk of Superior Court is a constitutionally held office mandated by the Georgia Constitution, Official Code of Georgia Annotate, and the Uniform Rules of Court. The Clerk is responsible for filing, recording, and maintaining court records for public inspection, including records pertaining to general civil, domestic civil, domestic violence, criminal indictments, accusations, warrants, real and personal property located in DeKalb County. The Office of the Clerk of Superior Court supports Superior Court judges and Magistrate Court judges. The Judicial Division is responsible for the management and preservation of records relating to civil and criminal actions as well as adoptions and appeals to the Supreme Court and Court of Appeals. Administrative and Technology Divisions is comprised of accounting, budget and human resources.

Common Object Expenditures	FY21 Actual	FY22 Actual	FY23 Budget	FY24 Requested	Requested Change	FY24 Recommended	Recommended Change
51-PERSONAL SERVICES AND EMPLOYEE BENEFITS	6,594,062	6,863,673	8,098,963	8,515,416	5.1%	8,320,333	2.7%
52-PURCHASED / CONTRACTED SERVICES	703,486	982,481	1,523,602	2,900,774	90.4%	2,300,581	51.0%
53-SUPPLIES	91,986	121,860	95,897	211,357	120.4%	96,894	1.0%
54-CAPITAL OUTLAYS	2,587	2,853	8,750	26,550	203.4%	15,000	71.4%
57-OTHER COSTS	11,055	12,371	11,206	11,206	-	11,206	-
61-OTHER FINANCING USES	581,887	-	1,348,654	-	-100.0%	-	-100.0%
70-RETIREMENT SERVICES	-	1,043,168	1,295,611	1,232,842	-4.8%	1,307,385	0.9%
Total (\$)	7,985,064	9,026,405	12,382,683	12,898,145	4.2%	12,051,399	-2.7%

Cost Center Level Expenditures	FY21 Actual	FY22 Actual	FY23 Budget	FY24 Requested	Requested Change	FY24 Recommended	Recommended Change
03601-Clerk Superior Court	7,356,032	8,308,791	10,137,740	11,561,609	14.0%	11,237,842	10.9%
03610-Clerk Superior Court	750	888	1,822,633	473,979	-74.0%	1,000	-99.9%
03611-Clerk Superior Court - Bd. Of Equalization	628,282	716,726	422,310	862,557	104.2%	812,557	92.4%
Total (\$)	7,985,064	9,026,405	12,382,683	12,898,145	4.2%	12,051,399	-2.7%

Positions	FY21 Actual	FY22 Actual	FY23 Actual	FY24 Requested	Requested Change	FY24 Recommended	Recommended Change
Filled Positions	90	93	94	95	1	95	1
Funded Positions	90	93	90	95	5	95	5

Notes: 94 filled, 1 new position.

Departmental Notes

FY24 budget reflects funding for other professional services, Board of Equalization member fees, and a 4% COLA.

CLERK SUPERIOR COURT (03600)
General Fund (100)
 FY24 Budget Request / Recommendation Sheet

Base Budget by Object Class/Selected Object Code	FY23 Budget	FY24 Requested	FY24 Recommended	FY24 Approved	Requested Change	Recommended Change	Approved Change
51-PERSONAL SERVICES AND EMPLOYEE BENEFITS	8,098,963	8,467,434	8,133,797	-	368,471	34,834	-8,098,963
Salaries	5,869,311	6,529,268	6,330,631	-	659,958	461,321	-5,869,311
Salaries - Adjustments	455,699	-	-	-	-455,699	-455,699	-455,699
Salaries - Overtime	48,300	48,300	3,300	-	-	-45,000	-48,300
County Match - Grp Ins - Allocated	1,215,000	1,316,000	1,226,000	-	101,000	11,000	-1,215,000
County Match - FICA	436,007	482,691	482,691	-	46,684	46,684	-436,007
401(A) Employer Contribution	68,457	83,605	83,605	-	15,148	15,148	-68,457
Workers Compensation	189	1,570	1,570	-	1,381	1,381	-189
Allowance - Automobile	6,000	6,000	6,000	-	-	-	-6,000
52-PURCHASED / CONTRACTED SERVICES	1,523,602	1,403,602	1,202,013	-	-120,000	-321,589	-1,523,602
53-SUPPLIES	95,897	95,897	76,894	-	-	-19,003	-95,897
54-CAPITAL OUTLAYS	8,750	8,750	-	-	-	-8,750	-8,750
57-OTHER COSTS	11,206	11,206	11,206	-	-	-	-11,206
61-OTHER FINANCING USES	1,348,654	-	-	-	-1,348,654	-1,348,654	-1,348,654
70-RETIREMENT SERVICES	1,295,611	1,232,842	1,307,385	-	-62,769	11,774	-1,295,611
Base Budget (Total)	12,382,683	11,219,731	10,731,295	-	-1,162,952	-1,651,388	-12,382,683

Base Adjustments	FY23 Budget	FY24 Requested	FY24 Recommended	FY24 Approved	Requested Change	Recommended Change	Approved Change
B1. Overtime (Clerk of Superior Court Clerk of Superior Court). Additional funding for overtime.	-	7,000	7,000	-	7,000	7,000	-
B2. Other Professional Services (Clerk of Superior Court - Clerk of Superior Court). Funding for adoption, appeals, notary and imaging services fee.	-	120,000	50,000	-	120,000	50,000	-
B3. Other Professional Services(Clerk of Superior Court - Clerk of Superior Court). Additional funding for Tyler Technologies services contract.	-	325,000	325,000	-	325,000	325,000	-
B4. Maintenance & Repairs (Clerk of Superior Court - Clerk of Superior Court). Additional funding for existing services.	-	256,604	3,000	-	256,604	3,000	-
B5. Lease of Equipment (Clerk of Superior Court - Clerk of Superior Court). Additional funding for lease of equipment.	-	40,000	15,000	-	40,000	15,000	-
B6. Equipment (Clerk of Superior Court - Clerk of Superior Court). Additional funding for lease purchase of equipment.	-	5,340	5,340	-	5,340	5,340	-
B7. Postage (Clerk of Superior Court - Clerk of Superior Court). Funding for onsite postage machine.	-	60,000	60,000	-	60,000	60,000	-
B8. Central Postage (Clerk of Superior Court - Clerk of Superior Court). Additional funding for bulk mailing postage.	-	13,000	13,000	-	13,000	13,000	-
B9. Other Professional Services (Clerk of Superior Court - Clerk of Superior Court). Funding requested for other professional services such as Scott Graphics Digital Express Government Form Milner Products Cash Pro.	-	120,000	120,000	-	120,000	120,000	-
B10. External Training & Conference Fees (Clerk of Superior Court). Additional funding for external training for management, staff and clerk.	-	52,000	52,000	-	52,000	52,000	-
B11. Operating Supplies (Clerk of Superior Court - Clerk of Superior Court). Additional funding for operating supplies.	-	110,000	15,000	-	110,000	15,000	-
B12. Witness Fees (Clerk of Superior Court - Clerk of Superior Court). Additional funding for witness fees.	-	15,000	15,000	-	15,000	15,000	-

CLERK SUPERIOR COURT (03600)
General Fund (100)
 FY24 Budget Request / Recommendation Sheet

B13.	Membership Dues (Clerk of Superior Court - Clerk of Superior Court). Funding for membership and organizational dues.	-	5,100	5,100	-	5,100	5,100	-
B14.	Subscriptions (Clerk of Superior Court - Clerk of Superior Court). Funding for legal subscriptions and periodicals.	-	5,000	5,000	-	5,000	5,000	-
B15.	Computer Software (Clerk of Superior Court - Clerk of Superior Court). Funding for annual software installation.	-	15,000	15,000	-	15,000	15,000	-
B16.	Board Member Services (Clerk of Superior Court - Board of Equalization). Continuation of same funding for Board of Equalization members.	-	300,000	300,000	-	300,000	300,000	-
B17.	BOE Hearing Officers (Clerk of Superior Court - Board of Equalization). Funding for Hearing Officers (BOE) evaluating commercial and homeowner properties over \$500,0000.	-	100,000	50,000	-	100,000	50,000	-
B18.	Rental of Equipment (Clerk of Superior Court - Board of Equalization). Funding for copier maintenance/rental.	-	8,544	8,544	-	8,544	8,544	-
Base Adjustments Total		-	1,557,588	1,063,984	-	1,557,588	1,063,984	-

Operating Enhancements		FY23 Budget	FY24 Requested	FY24 Recommended	FY24 Approved	Requested Change	Recommended Change	Approved Change
O1.	Level 7 Cleaning Services (Clerk of Superior Court - Board of Equalization). Funding for cleaning services contract.	-	12,204	12,204	-	12,204	12,204	-
O2.	Cleaning Services (Clerk of Superior Court- Clerk of Superior Court). Ongoing daily pandemic, sanitizing service for Clerk of Superior Court @\$5,365 monthly =\$64,380	-	64,380	64,380	-	64,380	64,380	-
O3.	Cost of living adjustment (COLA). 4% COLA effective July 1, 2024.	-	-	138,554	-	-	138,554	-
Operating Enhancements Total		-	76,584	215,138	-	76,584	215,138	-

Workforce Enhancements		FY23 Budget	FY24 Requested	FY24 Recommended	FY24 Approved	Requested Change	Recommended Change	Approved Change
W1.	Existing Vacancies	-	44,241	40,981	-	44,241	40,981	-
Notes: W1: Cost Center 03601 - deputy clerk III #04467. Start date 4/1/24.								
Workforce Enhancements Total		-	44,241	40,981	-	44,241	40,981	-

Total Budget		12,382,683	12,898,145	12,051,399		515,462	-331,284	-12,382,683
---------------------	--	-------------------	-------------------	-------------------	--	----------------	-----------------	--------------------

CODE COMPLIANCE (05900)
Foreclosure Registry Fund (205)
 FY24 Budget Request / Recommendation Sheet

Departmental Description
 The Code Compliance Administration (CCA) ensures compliance with regulations protecting the health, safety, and welfare of residents. The CCA receives citizens' complaints, assess properties for compliance and issues citations and warnings.

Common Object Expenditures	FY21 Actual	FY22 Actual	FY23 Budget	FY24 Requested	Requested Change	FY24 Recommended	Recommended Change
52-PURCHASED / CONTRACTED SERVICES	15,883	15,884	51,000	51,000	-	51,000	-
61-OTHER FINANCING USES	-	-	100,000	100,000	-	100,000	-
Total (\$)	15,883	15,884	151,000	151,000	-	151,000	-

Cost Center Level Expenditures	FY21 Actual	FY22 Actual	FY23 Budget	FY24 Requested	Requested Change	FY24 Recommended	Recommended Change
05920-Code Compliance - Foreclosure Registry	15,883	15,884	151,000	151,000	-	151,000	-
Total (\$)	15,883	15,884	151,000	151,000	-	151,000	-

Departmental Notes

Base Budget by Object Class/Selected Object Code	FY23 Budget	FY24 Requested	FY24 Recommended	FY24 Approved	Requested Change	Recommended Change	Approved Change
52-PURCHASED / CONTRACTED SERVICES	51,000	51,000	51,000	-	-	-	-51,000
61-OTHER FINANCING USES	100,000	100,000	100,000	-	-	-	-100,000
Base Budget (Total)	151,000	151,000	151,000	-	-	-	-151,000

Total Budget	151,000	151,000	151,000				-151,000
---------------------	----------------	----------------	----------------	--	--	--	-----------------

CODE COMPLIANCE (05900)
Unincorporated Fund (272)
 FY24 Budget Request / Recommendation Sheet

Departmental Description
 The Code Compliance Administration (CCA) ensures compliance with regulations protecting the health, safety, and welfare of residents. The CCA receives citizens' complaints, assess properties for compliance and issues citations and warnings.

Common Object Expenditures	FY21 Actual	FY22 Actual	FY23 Budget	FY24 Requested	Requested Change	FY24 Recommended	Recommended Change
51-PERSONAL SERVICES AND EMPLOYEE BENEFITS	3,477,363	3,370,590	4,381,599	4,836,869	10.4%	4,710,044	7.5%
52-PURCHASED / CONTRACTED SERVICES	226,033	258,197	729,542	748,653	2.6%	748,653	2.6%
53-SUPPLIES	10,297	63,205	271,466	296,232	9.1%	296,232	9.1%
54-CAPITAL OUTLAYS	-	-	41,260	6,260	-84.8%	6,260	-84.8%
55-INTERFUND / INTERDEPARTMENTAL CHARGES	315,416	293,328	519,842	370,011	-28.8%	370,011	-28.8%
70-RETIREMENT SERVICES	-	533,729	662,890	547,241	-17.4%	580,330	-12.5%
Total (\$)	4,029,108	4,519,049	6,606,599	6,805,266	3.0%	6,711,530	1.6%

Cost Center Level Expenditures	FY21 Actual	FY22 Actual	FY23 Budget	FY24 Requested	Requested Change	FY24 Recommended	Recommended Change
05910-CODE COMPLIANCE ADMINISTRATION	4,029,108	4,519,049	6,606,599	6,805,266	3.0%	6,711,530	1.6%
Total (\$)	4,029,108	4,519,049	6,606,599	6,805,266	3.0%	6,711,530	1.6%

Positions	FY21 Actual	FY22 Actual	FY23 Actual	FY24 Requested	Requested Change	FY24 Recommended	Recommended Change
Filled Positions	57	49	62	65	3	65	3
Funded Positions	57	57	62	65	3	65	3

Notes: 58 filled, 5 vacant and 2 new positions.

Departmental Notes
 The FY24 budget includes funding for upgrades in field computer equipment and a 4% cost of living adjustment.

CODE COMPLIANCE (05900)
Unincorporated Fund (272)
 FY24 Budget Request / Recommendation Sheet

Base Budget by Object Class/Selected Object Code	FY23 Budget	FY24 Requested	FY24 Recommended	FY24 Approved	Requested Change	Recommended Change	Approved Change
51-PERSONAL SERVICES AND EMPLOYEE BENEFITS	4,381,599	4,267,371	4,205,371	-	-114,228	-176,228	-4,381,599
Salaries	3,137,039	3,132,630	3,132,630	-	-4,409	-4,409	-3,137,039
Salaries - Adjustments	68,449	-	-	-	-68,449	-68,449	-68,449
Salaries - Overtime	21,708	21,708	21,708	-	-	-	-21,708
County Match - Grp Ins - Reversed	15,444	-	-	-	-15,444	-15,444	-15,444
County Match - Grp Ins - Allocated	810,000	812,000	750,000	-	2,000	-60,000	-810,000
County Match - FICA	239,983	239,646	239,646	-	-337	-337	-239,983
401(A) Employer Contribution	58,941	58,182	58,182	-	-759	-759	-58,941
Workers Compensation	30,035	3,205	3,205	-	-26,830	-26,830	-30,035
Notes: Base budget funds 58 positions.							
52-PURCHASED / CONTRACTED SERVICES	729,542	616,909	616,909	-	-112,633	-112,633	-729,542
53-SUPPLIES	271,466	102,932	102,932	-	-168,534	-168,534	-271,466
54-CAPITAL OUTLAYS	41,260	6,260	6,260	-	-35,000	-35,000	-41,260
55-INTERFUND / INTERDEPARTMENTAL CHARGES	519,842	370,011	370,011	-	-149,831	-149,831	-519,842
70-RETIREMENT SERVICES	662,890	547,241	580,330	-	-115,649	-82,560	-662,890
Base Budget (Total)	6,606,599	5,910,724	5,881,813	-	-695,875	-724,786	-6,606,599

Operating Enhancements		FY23 Budget	FY24 Requested	FY24 Recommended	FY24 Approved	Requested Change	Recommended Change	Approved Change
O1.	Security Contract Increase (Code Compliance Administration). Security Services - The renewal period ends 2023. The anticipated contract increases for 2024.	-	70,000	70,000	-	70,000	70,000	-
O2.	Abatement of Nuisances (Code Compliance Administration). Other Professional Services - Code Compliance, along with the Law Department, has identified the Emergency Powers in Section 109 as a new tool within the International Property Maintenance Code (IPMC) to be utilized to take certain actions in emergency situations. The county will have to provide the resources for a standby contractor to perform the required work to correct the hazardous conditions found at each respective location. The code allows for the legal counsel of the jurisdiction to take action on the property owner in order for DeKalb to be able to recoup the cost for the emergency work on the structure, or premises.	-	50,000	50,000	-	50,000	50,000	-
O3.	Toughbooks (Code Compliance Administration). Operating Supplies - toughbooks computers needed to process inspections, cases and complete daily work.63 Toughbooks @\$3000 each. Currently, staff utilizes both a Toughbooks computer and a tablet to process cases and related work. The current Samsung Galaxy tablets are prone to frequent damage and offers inconsistent reliability. The new Toughbooks are dual-function by allowing us to discontinue the use of the Samsung Galaxy tablets, be utilized in the field and at an in-office work station by connecting to a docking station.	-	189,000	189,000	-	189,000	189,000	-
O4.	Cost of living adjustment (COLA). 4% COLA effective July 1, 2024.	-	-	67,273	-	-	67,273	-
Operating Enhancements Total		-	309,000	376,273	-	309,000	376,273	-

CODE COMPLIANCE (05900)
Unincorporated Fund (272)
 FY24 Budget Request / Recommendation Sheet

Workforce Enhancements		FY23 Budget	FY24 Requested	FY24 Recommended	FY24 Approved	Requested Change	Recommended Change	Approved Change
W1.	Existing Vacancies	-	422,115	342,789	-	422,115	342,789	-
Notes: W1 3 Code Compliance Officer, Sr (CC 05910 - Code Compliance Administration, Pos# 05378, 15070 & 999551, start date 4/1/2023); 1 Code Compliance Officer, (CC 05910 - Code Compliance Administration, Pos# 15497, start date 4/1/2023); 1 Code Compliance Supervisor, (CC 05910 - Code Compliance Administration, Pos# 11034, start date 4/1/2023)								
W3.	New Position Requests	-	163,427	110,655	-	163,427	110,655	-
Notes: W3 1 Administrative Assistant (CC 05910 - Code Compliance Administration, Pos# n/a, start date 4/1/2023); 1 Building Inspector, Sr (CC 05910 - Code Compliance Administration, Pos# n/a, start date 4/1/2023)								
Workforce Enhancements Total		-	585,542	453,444	-	585,542	453,444	-
Total Budget		6,606,599	6,805,266	6,711,530		198,667	104,931	-6,606,599

COMMUNITY SERVICE BOARD (07200)
General Fund (100)
 FY24 Budget Request / Recommendation Sheet

Departmental Description

The DeKalb Community Service Board was created by State law to provide mental health, developmental disabilities and addictive diseases treatment and habilitation services. A twelve member board is appointed by the local governing authority. The Mission of the DeKalb Community Service Board is "to provide access to the right service, for the right person, at the right time." DeKalb Community Service Board envisions a community in which disabilities no longer limit potential. DeKalb Community Service Board helps residents of DeKalb County suffering with mental illnesses and addictions reclaim their lives, and provides support to people with developmental disabilities enabling them to fully participate in the life they choose. DeKalb Community Service Board is funded by a combination of state grant-in-aid, fee revenues, and county funding. County funding is used for direct services provided at the Jail, DeKalb DD Services Center, East DeKalb, DeKalb Crisis Center, Mobile Response Team, Winn Way Outpatient and the Opioid Residential Treatment program. Mental health services to adults, older adults, children, and adolescents are provided through four outpatient mental health centers, as well as specialized day and residential services. Developmental disabilities services are provided through a supported employment program, day services and residential services. Addictive diseases services are offered at all outpatient clinics and intensive services are provided at the DeKalb Addiction Clinic and Opioid Residential Treatment Program. The mobile response team partners a psychiatric nurse with DeKalb County Police office to provide mobile psychiatric emergency services. Crisis intervention services include evaluation and crisis stabilization. Jail Services provide addictive diseases services in collaboration with the DeKalb County Court system and Sheriff's office.

Common Object Expenditures	FY21 Actual	FY22 Actual	FY23 Budget	FY24 Requested	Requested Change	FY24 Recommended	Recommended Change
57-OTHER COSTS	2,134,057	2,849,057	2,849,057	2,849,057	-	2,849,057	-
Total (\$)	2,134,057	2,849,057	2,849,057	2,849,057	-	2,849,057	-

Cost Center Level Expenditures	FY21 Actual	FY22 Actual	FY23 Budget	FY24 Requested	Requested Change	FY24 Recommended	Recommended Change
07201-Community Service Board	2,134,057	2,849,057	2,849,057	2,849,057	-	2,849,057	-
Total (\$)	2,134,057	2,849,057	2,849,057	2,849,057	-	2,849,057	-

Departmental Notes

In 2024, the Community Service Board will introduce a new vision and branding, focused on enhancing the experience within the community.

Base Budget by Object Class/Selected Object Code	FY23 Budget	FY24 Requested	FY24 Recommended	FY24 Approved	Requested Change	Recommended Change	Approved Change
57-OTHER COSTS	2,849,057	2,849,057	2,849,057	-	-	-	-2,849,057
Base Budget (Total)	2,849,057	2,849,057	2,849,057	-	-	-	-2,849,057

Total Budget	2,849,057	2,849,057	2,849,057				-2,849,057
---------------------	------------------	------------------	------------------	--	--	--	-------------------

CONTRIBUTION ACCOUNTS (09000)
Designated Fund (271)
 FY24 Budget Request / Recommendation Sheet

Departmental Description
 The Contributions departments in the Tax Funds are used to track the request, recommendation, and approval of capital improvement projects in the General, Fire, Designated, Unincorporated, and Police Funds. Department requests for projects are moved to these departments during the recommendation phase of the budgeting process.

Common Object Expenditures	FY21 Actual	FY22 Actual	FY23 Budget	FY24 Requested	Requested Change	FY24 Recommended	Recommended Change
61-OTHER FINANCING USES	-	-	7,200,000	68,000,000	844.4%	-	-100.0%
Total (\$)	-	-	7,200,000	68,000,000	844.4%	-	-100.0%

Cost Center Level Expenditures	FY21 Actual	FY22 Actual	FY23 Budget	FY24 Requested	Requested Change	FY24 Recommended	Recommended Change
CC_09043	-	-	7,200,000	68,000,000	844.4%	-	-100.0%
Total (\$)	-	-	7,200,000	68,000,000	844.4%	-	-100.0%

Departmental Notes
 FY24 funding for capital projects will be transferred to the Capital Improvement Project (CIP) fund upon approval of the FY24 budget.

Base Budget by Object Class/Selected Object Code	FY23 Budget	FY24 Requested	FY24 Recommended	FY24 Approved	Requested Change	Recommended Change	Approved Change
61-OTHER FINANCING USES	7,200,000	-	-	-	-7,200,000	-7,200,000	-7,200,000
Base Budget (Total)	7,200,000	-	-	-	-7,200,000	-7,200,000	-7,200,000

Total Budget	7,200,000				-7,200,000	-7,200,000	-7,200,000
---------------------	------------------	--	--	--	-------------------	-------------------	-------------------

CONTRIBUTION ACCOUNTS (09000)
Fire Fund (270)
 FY24 Budget Request / Recommendation Sheet

Departmental Description
 The Contributions departments in the Tax Funds are used to track the request, recommendation, and approval of capital improvement projects in the General, Fire, Designated, Unincorporated, and Police Funds. Department requests for projects are moved to these departments during the recommendation phase of the budgeting process.

Common Object Expenditures	FY21 Actual	FY22 Actual	FY23 Budget	FY24 Requested	Requested Change	FY24 Recommended	Recommended Change
61-OTHER FINANCING USES	-	-	400,000	1,500,000	275.0%	400,000	-
Total (\$)	-	-	400,000	1,500,000	275.0%	400,000	-

Cost Center Level Expenditures	FY21 Actual	FY22 Actual	FY23 Budget	FY24 Requested	Requested Change	FY24 Recommended	Recommended Change
CC_09042	-	-	400,000	1,500,000	275.0%	400,000	-
Total (\$)	-	-	400,000	1,500,000	275.0%	400,000	-

Departmental Notes
 FY24 funding for capital projects will be transferred to the Capital Improvement Project (CIP) fund upon approval of the FY24 budget.

Base Budget by Object Class/Selected Object Code	FY23 Budget	FY24 Requested	FY24 Recommended	FY24 Approved	Requested Change	Recommended Change	Approved Change
61-OTHER FINANCING USES	400,000	400,000	400,000	-	-	-	-400,000
Base Budget (Total)	400,000	400,000	400,000	-	-	-	-400,000
Total Budget	400,000	400,000	400,000				-400,000

CONTRIBUTION ACCOUNTS (09000)
General Fund (100)
 FY24 Budget Request / Recommendation Sheet

Departmental Description
 The Contributions departments in the Tax Funds are used to track the request, recommendation, and approval of capital improvement projects in the General, Fire, Designated, Unincorporated, and Police Funds. Department requests for projects are moved to these departments during the recommendation phase of the budgeting process.

Common Object Expenditures	FY21 Actual	FY22 Actual	FY23 Budget	FY24 Requested	Requested Change	FY24 Recommended	Recommended Change
61-OTHER FINANCING USES	2,113,801	2,258,221	40,176,818	75,258,795	87.3%	864,803	-97.8%
Total (\$)	2,113,801	2,258,221	40,176,818	75,258,795	87.3%	864,803	-97.8%

Cost Center Level Expenditures	FY21 Actual	FY22 Actual	FY23 Budget	FY24 Requested	Requested Change	FY24 Recommended	Recommended Change
CC_09041	2,113,801	2,258,221	40,176,818	75,258,795	87.3%	864,803	-97.8%
Total (\$)	2,113,801	2,258,221	40,176,818	75,258,795	87.3%	864,803	-97.8%

Departmental Notes
 FY24 funding for capital projects will be transferred to the Capital Improvement Project (CIP) fund upon approval of the FY24 budget.

CONTRIBUTION ACCOUNTS (09000)
General Fund (100)
 FY24 Budget Request / Recommendation Sheet

Base Budget by Object Class/Selected Object Code	FY23 Budget	FY24 Requested	FY24 Recommended	FY24 Approved	Requested Change	Recommended Change	Approved Change
61-OTHER FINANCING USES	40,176,818	864,803	864,803	-	-39,312,015	-39,312,015	-40,176,818
Base Budget (Total)	40,176,818	864,803	864,803	-	-39,312,015	-39,312,015	-40,176,818
Total Budget	40,176,818	864,803	864,803		-39,312,015	-39,312,015	-40,176,818

CONTRIBUTION ACCOUNTS (09000)
Unincorporated Fund (272)
 FY24 Budget Request / Recommendation Sheet

Departmental Description
 The Contributions departments in the Tax Funds are used to track the request, recommendation, and approval of capital improvement projects in the General, Fire, Designated, Unincorporated, and Police Funds. Department requests for projects are moved to these departments during the recommendation phase of the budgeting process.

Common Object Expenditures	FY21 Actual	FY22 Actual	FY23 Budget	FY24 Requested	Requested Change	FY24 Recommended	Recommended Change
61-OTHER FINANCING USES	2,500,000	-	1,000,000	-	-100.0%	1,000,000	-
Total (\$)	2,500,000	-	1,000,000	-	-100.0%	1,000,000	-

Cost Center Level Expenditures	FY21 Actual	FY22 Actual	FY23 Budget	FY24 Requested	Requested Change	FY24 Recommended	Recommended Change
CC_09044	2,500,000	-	1,000,000	-	-100.0%	1,000,000	-
Total (\$)	2,500,000	-	1,000,000	-	-100.0%	1,000,000	-

Departmental Notes
 FY24 funding for Funds will be transferred to the Capital Improvement Project (CIP) fund upon approval of the FY23 budget.

Base Budget by Object Class/Selected Object Code	FY23 Budget	FY24 Requested	FY24 Recommended	FY24 Approved	Requested Change	Recommended Change	Approved Change
61-OTHER FINANCING USES	1,000,000	-	-	-	-1,000,000	-1,000,000	-1,000,000
Base Budget (Total)	1,000,000	-	-	-	-1,000,000	-1,000,000	-1,000,000

Operating Enhancements	FY23 Budget	FY24 Requested	FY24 Recommended	FY24 Approved	Requested Change	Recommended Change	Approved Change
O1. Gateway/corridor beautification projects. Continuation funding for gateway/corridor beautification projects.	-	-	1,000,000	-	-	1,000,000	-
Operating Enhancements Total	-	-	1,000,000	-	-	1,000,000	-

Total Budget	1,000,000		1,000,000		-1,000,000		-1,000,000
---------------------	------------------	--	------------------	--	-------------------	--	-------------------

FUND COST CENTERS (10000)
County Jail Fund (204)
 FY24 Budget Request / Recommendation Sheet

Departmental Description
 Fund Cost Centers (10000) is the department designation used for various budgets that are not associated with a single department.
 This designation is used for the Hotel/Motel Tax and the Rental Motor Vehicle Tax.

Common Object Expenditures	FY21 Actual	FY22 Actual	FY23 Budget	FY24 Requested	Requested Change	FY24 Recommended	Recommended Change
61-OTHER FINANCING USES	430,337	464,910	557,893	557,893	-	557,893	-
Total (\$)	430,337	464,910	557,893	557,893	-	557,893	-

Cost Center Level Expenditures	FY21 Actual	FY22 Actual	FY23 Budget	FY24 Requested	Requested Change	FY24 Recommended	Recommended Change
10204-County Jail Fund	430,337	464,910	557,893	557,893	-	557,893	-
Total (\$)	430,337	464,910	557,893	557,893	-	557,893	-

Departmental Notes

Base Budget by Object Class/Selected Object Code	FY23 Budget	FY24 Requested	FY24 Recommended	FY24 Approved	Requested Change	Recommended Change	Approved Change
61-OTHER FINANCING USES	557,893	557,893	557,893	-	-	-	-557,893
Base Budget (Total)	557,893	557,893	557,893	-	-	-	-557,893
Total Budget	557,893	557,893	557,893				-557,893

DEBT SERVICE (09300)
Building Authority Debt Service Fund (412)
 FY24 Budget Request / Recommendation Sheet

Departmental Description

Debt is primarily overseen by the Finance Department. The Director's Office is responsible for monitoring the amount and type of debt that the county has been committed to repaying in association with the county's financial advisor. The Finance Department's Treasury Division is responsible for paying current year obligations for debt service. The ultimate decision maker for committing to more debt is the responsibility of the governing authority consisting of the Chief Executive Officer and the Board of Commissioners. Debt is classified by the source that is used to pay the principal and interest. A General Obligation (G.O.) Revenue Bond is a debt obligation based upon the full faith and credit of the county. G.O. debt is payable from a levy of a direct ad valorem tax on taxable property within the county. DeKalb has G.O. debt that is countywide as well as debt that is limited to the unincorporated areas of the county. This debt is based upon the citizens voting "yes" on a referendum to obligate the county. The creation of new municipalities in the county does not relieve the new city of their responsibility for the debt service of unincorporated debt if the area was unincorporated when the referendum was held. The Tax Funds have several ongoing debt service funding obligations, which are now paid from a Debt Service Miscellaneous department within the four funds bearing these obligations to increase transparency. Prior to FY2016, these payments were paid from the Non-Departmental entities. (The General Fund began paying Building Authority debt service from this department in FY2015.)

Common Object Expenditures	FY21 Actual	FY22 Actual	FY23 Budget	FY24 Requested	Requested Change	FY24 Recommended	Recommended Change
61-OTHER FINANCING USES	-	-	291,837	250,000	-14.3%	-	-100.0%
Total (\$)	-	-	291,837	250,000	-14.3%	-	-100.0%

Cost Center Level Expenditures	FY21 Actual	FY22 Actual	FY23 Budget	FY24 Requested	Requested Change	FY24 Recommended	Recommended Change
09310-Debt Service	-	-	291,837	250,000	-14.3%	-	-100.0%
Total (\$)	-	-	291,837	250,000	-14.3%	-	-100.0%

Departmental Notes

FY24 debt service includes eight funds, general fund (100), fire fund (270), designated fund (271), police services fund (274), general obligation STD debt service fund (411), revenue bond debt service (412), public safety judicial authority debt service (fund 413) and urban redevelopment agency bonds debt service (fund 414). The general obligation bond debt service (fund 410) ended in 2021 but is presented for prior year actual expenses and anticipated on-going payments of delinquent accounts.

Base Budget by Object Class/Selected Object Code	FY23 Budget	FY24 Requested	FY24 Recommended	FY24 Approved	Requested Change	Recommended Change	Approved Change
61-OTHER FINANCING USES	291,837	250,000	-	-	-41,837	-291,837	-291,837
Base Budget (Total)	291,837	250,000	-	-	-41,837	-291,837	-291,837
Total Budget	291,837	250,000			-41,837	-291,837	-291,837

DEBT SERVICE (09300)
Countywide Debt Fund (410)
 FY24 Budget Request / Recommendation Sheet

Departmental Description

Debt is primarily overseen by the Finance Department. The Director's Office is responsible for monitoring the amount and type of debt that the county has been committed to repaying in association with the county's financial advisor. The Finance Department's Treasury Division is responsible for paying current year obligations for debt service. The ultimate decision maker for committing to more debt is the responsibility of the governing authority consisting of the Chief Executive Officer and the Board of Commissioners. Debt is classified by the source that is used to pay the principal and interest. A General Obligation (G.O.) Revenue Bond is a debt obligation based upon the full faith and credit of the county. G.O. debt is payable from a levy of a direct ad valorem tax on taxable property within the county. DeKalb has G.O. debt that is countywide as well as debt that is limited to the unincorporated areas of the county. This debt is based upon the citizens voting "yes" on a referendum to obligate the county. The creation of new municipalities in the county does not relieve the new city of their responsibility for the debt service of unincorporated debt if the area was unincorporated when the referendum was held. The Tax Funds have several ongoing debt service funding obligations, which are now paid from a Debt Service Miscellaneous department within the four funds bearing these obligations to increase transparency. Prior to FY2016, these payments were paid from the Non-Departmental entities. (The General Fund began paying Building Authority debt service from this department in FY2015.)

Common Object Expenditures	FY21 Actual	FY22 Actual	FY23 Budget	FY24 Requested	Requested Change	FY24 Recommended	Recommended Change
61-OTHER FINANCING USES	-	-	291,837	250,000	-14.3%	250,000	-14.3%
Total (\$)	-	-	291,837	250,000	-14.3%	250,000	-14.3%

Cost Center Level Expenditures	FY21 Actual	FY22 Actual	FY23 Budget	FY24 Requested	Requested Change	FY24 Recommended	Recommended Change
09310-Debt Service	-	-	291,837	250,000	-14.3%	250,000	-14.3%
Total (\$)	-	-	291,837	250,000	-14.3%	250,000	-14.3%

Departmental Notes

FY24 debt service includes eight funds, general fund (100), fire fund (270), designated fund (271), police services fund (274), general obligation STD debt service fund (411), revenue bond debt service (412), public safety judicial authority debt service (fund 413) and urban redevelopment agency bonds debt service (fund 414). The general obligation bond debt service (fund 410) ended in 2021 but is presented for prior year actual expenses and anticipated on-going payments of delinquent accounts.

Base Budget by Object Class/Selected Object Code	FY23 Budget	FY24 Requested	FY24 Recommended	FY24 Approved	Requested Change	Recommended Change	Approved Change
61-OTHER FINANCING USES	291,837	250,000	250,000	-	-41,837	-41,837	-291,837
Base Budget (Total)	291,837	250,000	250,000	-	-41,837	-41,837	-291,837

Total Budget	291,837	250,000	250,000		-41,837	-41,837	-291,837
---------------------	----------------	----------------	----------------	--	----------------	----------------	-----------------

DEBT SERVICE (09300)
Designated Fund (271)
 FY24 Budget Request / Recommendation Sheet

Departmental Description

Debt is primarily overseen by the Finance Department. The Director's Office is responsible for monitoring the amount and type of debt that the county has been committed to repaying in association with the county's financial advisor. The Finance Department's Treasury Division is responsible for paying current year obligations for debt service. The ultimate decision maker for committing to more debt is the responsibility of the governing authority consisting of the Chief Executive Officer and the Board of Commissioners. Debt is classified by the source that is used to pay the principal and interest. A General Obligation (G.O.) Revenue Bond is a debt obligation based upon the full faith and credit of the county. G.O. debt is payable from a levy of a direct ad valorem tax on taxable property within the county. DeKalb has G.O. debt that is countywide as well as debt that is limited to the unincorporated areas of the county. This debt is based upon the citizens voting "yes" on a referendum to obligate the county. The creation of new municipalities in the county does not relieve the new city of their responsibility for the debt service of unincorporated debt if the area was unincorporated when the referendum was held. The Tax Funds have several ongoing debt service funding obligations, which are now paid from a Debt Service Miscellaneous department within the four funds bearing these obligations to increase transparency. Prior to FY2016, these payments were paid from the Non-Departmental entities. (The General Fund began paying Building Authority debt service from this department in FY2015.)

Common Object Expenditures	FY21 Actual	FY22 Actual	FY23 Budget	FY24 Requested	Requested Change	FY24 Recommended	Recommended Change
58-DEBT SERVICES	-	-	2,646	2,646	-	-	-100.0%
61-OTHER FINANCING USES	140,701	127,790	153,497	153,497	-	153,422	-
Total (\$)	140,701	127,790	156,143	156,143	-	153,422	-1.7%

Cost Center Level Expenditures	FY21 Actual	FY22 Actual	FY23 Budget	FY24 Requested	Requested Change	FY24 Recommended	Recommended Change
09380-Debt Service - Designated Fund Other	140,701	127,790	156,143	156,143	-	153,422	-1.7%
Total (\$)	140,701	127,790	156,143	156,143	-	153,422	-1.7%

Departmental Notes

FY24 debt service includes eight funds, general fund (100), fire fund (270), designated fund (271), police services fund (274), general obligation STD debt service fund (411), revenue bond debt service (412), public safety judicial authority debt service (fund 413) and urban redevelopment agency bonds debt service (fund 414). The general obligation bond debt service (fund 410) ended in 2021 but is presented for prior year actual expenses and anticipated on-going payments of delinquent accounts.

Base Budget by Object Class/Selected Object Code	FY23 Budget	FY24 Requested	FY24 Recommended	FY24 Approved	Requested Change	Recommended Change	Approved Change
58-DEBT SERVICES	2,646	2,646	-	-	-	-2,646	-2,646
61-OTHER FINANCING USES	153,497	153,497	153,422	-	-	-75	-153,497
Base Budget (Total)	156,143	156,143	153,422	-	-	-2,721	-156,143

Total Budget	156,143	156,143	153,422	-	-	-2,721	-156,143
---------------------	----------------	----------------	----------------	----------	----------	---------------	-----------------

DEBT SERVICE (09300)
Fire Fund (270)
 FY24 Budget Request / Recommendation Sheet

Departmental Description

Debt is primarily overseen by the Finance Department. The Director's Office is responsible for monitoring the amount and type of debt that the county has been committed to repaying in association with the county's financial advisor. The Finance Department's Treasury Division is responsible for paying current year obligations for debt service. The ultimate decision maker for committing to more debt is the responsibility of the governing authority consisting of the Chief Executive Officer and the Board of Commissioners. Debt is classified by the source that is used to pay the principal and interest. A General Obligation (G.O.) Revenue Bond is a debt obligation based upon the full faith and credit of the county. G.O. debt is payable from a levy of a direct ad valorem tax on taxable property within the county. DeKalb has G.O. debt that is countywide as well as debt that is limited to the unincorporated areas of the county. This debt is based upon the citizens voting "yes" on a referendum to obligate the county. The creation of new municipalities in the county does not relieve the new city of their responsibility for the debt service of unincorporated debt if the area was unincorporated when the referendum was held. The Tax Funds have several ongoing debt service funding obligations, which are now paid from a Debt Service Miscellaneous department within the four funds bearing these obligations to increase transparency. Prior to FY2016, these payments were paid from the Non-Departmental entities. (The General Fund began paying Building Authority debt service from this department in FY2015.)

Common Object Expenditures	FY21 Actual	FY22 Actual	FY23 Budget	FY24 Requested	Requested Change	FY24 Recommended	Recommended Change
61-OTHER FINANCING USES	726,220	659,560	792,242	792,242	-	792,242	-
Total (\$)	726,220	659,560	792,242	792,242	-	792,242	-

Cost Center Level Expenditures	FY21 Actual	FY22 Actual	FY23 Budget	FY24 Requested	Requested Change	FY24 Recommended	Recommended Change
09375-Debt Service - Fire Fund Other	726,220	659,560	792,242	792,242	-	792,242	-
Total (\$)	726,220	659,560	792,242	792,242	-	792,242	-

Departmental Notes

FY24 debt service includes eight funds, general fund (100), fire fund (270), designated fund (271), police services fund (274), general obligation STD debt service fund (411), revenue bond debt service (412), public safety judicial authority debt service (fund 413) and urban redevelopment agency bonds debt service (fund 414). The general obligation bond debt service (fund 410) ended in 2021 but is presented for prior year actual expenses and anticipated on-going payments of delinquent accounts.

Base Budget by Object Class/Selected Object Code	FY23 Budget	FY24 Requested	FY24 Recommended	FY24 Approved	Requested Change	Recommended Change	Approved Change
61-OTHER FINANCING USES	792,242	792,242	792,242	-	-	-	-792,242
Base Budget (Total)	792,242	792,242	792,242	-	-	-	-792,242

Total Budget	792,242	792,242	792,242				-792,242
---------------------	----------------	----------------	----------------	--	--	--	-----------------

DEBT SERVICE (09300)
General Fund (100)
 FY24 Budget Request / Recommendation Sheet

Departmental Description

Debt is primarily overseen by the Finance Department. The Director's Office is responsible for monitoring the amount and type of debt that the county has been committed to repaying in association with the county's financial advisor. The Finance Department's Treasury Division is responsible for paying current year obligations for debt service. The ultimate decision maker for committing to more debt is the responsibility of the governing authority consisting of the Chief Executive Officer and the Board of Commissioners. Debt is classified by the source that is used to pay the principal and interest. A General Obligation (G.O.) Revenue Bond is a debt obligation based upon the full faith and credit of the county. G.O. debt is payable from a levy of a direct ad valorem tax on taxable property within the county. DeKalb has G.O. debt that is countywide as well as debt that is limited to the unincorporated areas of the county. This debt is based upon the citizens voting "yes" on a referendum to obligate the county. The creation of new municipalities in the county does not relieve the new city of their responsibility for the debt service of unincorporated debt if the area was unincorporated when the referendum was held. The Tax Funds have several ongoing debt service funding obligations, which are now paid from a Debt Service Miscellaneous department within the four funds bearing these obligations to increase transparency. Prior to FY2016, these payments were paid from the Non-Departmental entities. (The General Fund began paying Building Authority debt service from this department in FY2015.)

Common Object Expenditures	FY21 Actual	FY22 Actual	FY23 Budget	FY24 Requested	Requested Change	FY24 Recommended	Recommended Change
52-PURCHASED / CONTRACTED SERVICES	268	18	-	-	-	-	-
58-DEBT SERVICES	4,447,667	3,639,329	4,750,450	4,750,450	-	4,522,259	-4.8%
61-OTHER FINANCING USES	3,920,039	3,554,110	4,269,178	4,285,619	0.4%	3,197,820	-25.1%
Total (\$)	8,367,974	7,193,457	9,019,628	9,036,069	0.2%	7,720,079	-14.4%

Cost Center Level Expenditures	FY21 Actual	FY22 Actual	FY23 Budget	FY24 Requested	Requested Change	FY24 Recommended	Recommended Change
09360-Debt Service - Gen Fund To Bldg Fund	3,404,753	3,101,690	3,730,029	3,730,029	-	2,637,370	-29.3%
09370-Debt Service - General Fund Other	4,963,221	4,091,767	5,289,599	5,306,040	0.3%	5,082,709	-3.9%
Total (\$)	8,367,974	7,193,457	9,019,628	9,036,069	0.2%	7,720,079	-14.4%

Departmental Notes

FY24 debt service includes eight funds, general fund (100), fire fund (270), designated fund (271), police services fund (274), general obligation STD debt service fund (411), revenue bond debt service (412), public safety judicial authority debt service (fund 413) and urban redevelopment agency bonds debt service (fund 414). The general obligation bond debt service (fund 410) ended in 2021 but is presented for prior year actual expenses and anticipated on-going payments of delinquent accounts.

Base Budget by Object Class/Selected Object Code	FY23 Budget	FY24 Requested	FY24 Recommended	FY24 Approved	Requested Change	Recommended Change	Approved Change
58-DEBT SERVICES	4,750,450	4,750,450	4,522,259	-	-	-228,191	-4,750,450
61-OTHER FINANCING USES	4,269,178	4,285,619	3,197,820	-	16,441	-1,071,358	-4,269,178
Base Budget (Total)	9,019,628	9,036,069	7,720,079	-	16,441	-1,299,549	-9,019,628
Total Budget	9,019,628	9,036,069	7,720,079	-	16,441	-1,299,549	-9,019,628

DEBT SERVICE (09300)
Police Services Fund (274)
 FY24 Budget Request / Recommendation Sheet

Departmental Description

Debt is primarily overseen by the Finance Department. The Director's Office is responsible for monitoring the amount and type of debt that the county has been committed to repaying in association with the county's financial advisor. The Finance Department's Treasury Division is responsible for paying current year obligations for debt service. The ultimate decision maker for committing to more debt is the responsibility of the governing authority consisting of the Chief Executive Officer and the Board of Commissioners. Debt is classified by the source that is used to pay the principal and interest. A General Obligation (G.O.) Revenue Bond is a debt obligation based upon the full faith and credit of the county. G.O. debt is payable from a levy of a direct ad valorem tax on taxable property within the county. DeKalb has G.O. debt that is countywide as well as debt that is limited to the unincorporated areas of the county. This debt is based upon the citizens voting "yes" on a referendum to obligate the county. The creation of new municipalities in the county does not relieve the new city of their responsibility for the debt service of unincorporated debt if the area was unincorporated when the referendum was held. The Tax Funds have several ongoing debt service funding obligations, which are now paid from a Debt Service Miscellaneous department within the four funds bearing these obligations to increase transparency. Prior to FY2016, these payments were paid from the Non-Departmental entities. (The General Fund began paying Building Authority debt service from this department in FY2015.)

Common Object Expenditures	FY21 Actual	FY22 Actual	FY23 Budget	FY24 Requested	Requested Change	FY24 Recommended	Recommended Change
61-OTHER FINANCING USES	1,389,179	1,262,890	1,515,472	1,515,472	-	1,514,737	-
Total (\$)	1,389,179	1,262,890	1,515,472	1,515,472	-	1,514,737	-

Cost Center Level Expenditures	FY21 Actual	FY22 Actual	FY23 Budget	FY24 Requested	Requested Change	FY24 Recommended	Recommended Change
09385-Debt Service - Police Fund Other	1,389,179	1,262,890	1,515,472	1,515,472	-	1,514,737	-
Total (\$)	1,389,179	1,262,890	1,515,472	1,515,472	-	1,514,737	-

Departmental Notes

FY24 debt service includes eight funds, general fund (100), fire fund (270), designated fund (271), police services fund (274), general obligation STD debt service fund (411), revenue bond debt service (412), public safety judicial authority debt service (fund 413) and urban redevelopment agency bonds debt service (fund 414). The general obligation bond debt service (fund 410) ended in 2021 but is presented for prior year actual expenses and anticipated on-going payments of delinquent accounts.

Base Budget by Object Class/Selected Object Code	FY23 Budget	FY24 Requested	FY24 Recommended	FY24 Approved	Requested Change	Recommended Change	Approved Change
61-OTHER FINANCING USES	1,515,472	1,515,472	1,514,737	-	-	-735	-1,515,472
Base Budget (Total)	1,515,472	1,515,472	1,514,737	-	-	-735	-1,515,472
Total Budget	1,515,472	1,515,472	1,514,737			-735	-1,515,472

DEBT SERVICE (09300)
Public Safety/Judicial Authority Debt Service Fund (413)
 FY24 Budget Request / Recommendation Sheet

Departmental Description

Debt is primarily overseen by the Finance Department. The Director's Office is responsible for monitoring the amount and type of debt that the county has been committed to repaying in association with the county's financial advisor. The Finance Department's Treasury Division is responsible for paying current year obligations for debt service. The ultimate decision maker for committing to more debt is the responsibility of the governing authority consisting of the Chief Executive Officer and the Board of Commissioners. Debt is classified by the source that is used to pay the principal and interest. A General Obligation (G.O.) Revenue Bond is a debt obligation based upon the full faith and credit of the county. G.O. debt is payable from a levy of a direct ad valorem tax on taxable property within the county. DeKalb has G.O. debt that is countywide as well as debt that is limited to the unincorporated areas of the county. This debt is based upon the citizens voting "yes" on a referendum to obligate the county. The creation of new municipalities in the county does not relieve the new city of their responsibility for the debt service of unincorporated debt if the area was unincorporated when the referendum was held. The Tax Funds have several ongoing debt service funding obligations, which are now paid from a Debt Service Miscellaneous department within the four funds bearing these obligations to increase transparency. Prior to FY2016, these payments were paid from the Non-Departmental entities. (The General Fund began paying Building Authority debt service from this department in FY2015.)

Common Object Expenditures	FY21 Actual	FY22 Actual	FY23 Budget	FY24 Requested	Requested Change	FY24 Recommended	Recommended Change
52-PURCHASED / CONTRACTED SERVICES	400	-	-	-	-	-	-
58-DEBT SERVICES	3,091,694	3,091,144	3,097,694	3,097,694	-	3,093,194	-0.1%
Total (\$)	3,092,094	3,091,144	3,097,694	3,097,694	-	3,093,194	-0.1%

Cost Center Level Expenditures	FY21 Actual	FY22 Actual	FY23 Budget	FY24 Requested	Requested Change	FY24 Recommended	Recommended Change
09340-Debt Service - Ps/Jud Revenue Bonds	3,092,094	3,091,144	3,097,694	3,097,694	-	3,093,194	-0.1%
Total (\$)	3,092,094	3,091,144	3,097,694	3,097,694	-	3,093,194	-0.1%

Departmental Notes

FY24 debt service includes eight funds, general fund (100), fire fund (270), designated fund (271), police services fund (274), general obligation STD debt service fund (411), revenue bond debt service (412), public safety judicial authority debt service (fund 413) and urban redevelopment agency bonds debt service (fund 414). The general obligation bond debt service (fund 410) ended in 2021 but is presented for prior year actual expenses and anticipated on-going payments of delinquent accounts.

Base Budget by Object Class/Selected Object Code	FY23 Budget	FY24 Requested	FY24 Recommended	FY24 Approved	Requested Change	Recommended Change	Approved Change
58-DEBT SERVICES	3,097,694	3,097,694	3,093,194	-	-	-4,500	-3,097,694
Base Budget (Total)	3,097,694	3,097,694	3,093,194	-	-	-4,500	-3,097,694

Total Budget	3,097,694	3,097,694	3,093,194			-4,500	-3,097,694
---------------------	------------------	------------------	------------------	--	--	---------------	-------------------

DEBT SERVICE (09300)
Unincorporated Debt Fund (411)
 FY24 Budget Request / Recommendation Sheet

Departmental Description

Debt is primarily overseen by the Finance Department. The Director's Office is responsible for monitoring the amount and type of debt that the county has been committed to repaying in association with the county's financial advisor. The Finance Department's Treasury Division is responsible for paying current year obligations for debt service. The ultimate decision maker for committing to more debt is the responsibility of the governing authority consisting of the Chief Executive Officer and the Board of Commissioners. Debt is classified by the source that is used to pay the principal and interest. A General Obligation (G.O.) Revenue Bond is a debt obligation based upon the full faith and credit of the county. G.O. debt is payable from a levy of a direct ad valorem tax on taxable property within the county. DeKalb has G.O. debt that is countywide as well as debt that is limited to the unincorporated areas of the county. This debt is based upon the citizens voting "yes" on a referendum to obligate the county. The creation of new municipalities in the county does not relieve the new city of their responsibility for the debt service of unincorporated debt if the area was unincorporated when the referendum was held. The Tax Funds have several ongoing debt service funding obligations, which are now paid from a Debt Service Miscellaneous department within the four funds bearing these obligations to increase transparency. Prior to FY2016, these payments were paid from the Non-Departmental entities. (The General Fund began paying Building Authority debt service from this department in FY2015.)

Common Object Expenditures	FY21 Actual	FY22 Actual	FY23 Budget	FY24 Requested	Requested Change	FY24 Recommended	Recommended Change
58-DEBT SERVICES	15,348,838	15,343,838	15,297,288	15,279,788	-0.1%	15,279,788	-0.1%
Total (\$)	15,348,838	15,343,838	15,297,288	15,279,788	-0.1%	15,279,788	-0.1%

Cost Center Level Expenditures	FY21 Actual	FY22 Actual	FY23 Budget	FY24 Requested	Requested Change	FY24 Recommended	Recommended Change
09320-Debt Service - Unincorporated	15,348,838	15,343,838	15,297,288	15,279,788	-0.1%	15,279,788	-0.1%
Total (\$)	15,348,838	15,343,838	15,297,288	15,279,788	-0.1%	15,279,788	-0.1%

Departmental Notes

FY24 debt service includes eight funds, general fund (100), fire fund (270), designated fund (271), police services fund (274), general obligation STD debt service fund (411), revenue bond debt service (412), public safety judicial authority debt service (fund 413) and urban redevelopment agency bonds debt service (fund 414). The general obligation bond debt service (fund 410) ended in 2021 but is presented for prior year actual expenses and anticipated on-going payments of delinquent accounts.

Base Budget by Object Class/Selected Object Code	FY23 Budget	FY24 Requested	FY24 Recommended	FY24 Approved	Requested Change	Recommended Change	Approved Change
58-DEBT SERVICES	15,297,288	15,279,788	15,279,788	-	-17,500	-17,500	-15,297,288
Base Budget (Total)	15,297,288	15,279,788	15,279,788	-	-17,500	-17,500	-15,297,288

Total Budget	15,297,288	15,279,788	15,279,788		-17,500	-17,500	-15,297,288
---------------------	-------------------	-------------------	-------------------	--	----------------	----------------	--------------------

DEBT SERVICE (09300)
Urban Redevelopment Agency Bonds Debt Service Fund (414)
 FY24 Budget Request / Recommendation Sheet

Departmental Description

Debt is primarily overseen by the Finance Department. The Director's Office is responsible for monitoring the amount and type of debt that the county has been committed to repaying in association with the county's financial advisor. The Finance Department's Treasury Division is responsible for paying current year obligations for debt service. The ultimate decision maker for committing to more debt is the responsibility of the governing authority consisting of the Chief Executive Officer and the Board of Commissioners. Debt is classified by the source that is used to pay the principal and interest. A General Obligation (G.O.) Revenue Bond is a debt obligation based upon the full faith and credit of the county. G.O. debt is payable from a levy of a direct ad valorem tax on taxable property within the county. DeKalb has G.O. debt that is countywide as well as debt that is limited to the unincorporated areas of the county. This debt is based upon the citizens voting "yes" on a referendum to obligate the county. The creation of new municipalities in the county does not relieve the new city of their responsibility for the debt service of unincorporated debt if the area was unincorporated when the referendum was held. The Tax Funds have several ongoing debt service funding obligations, which are now paid from a Debt Service Miscellaneous department within the four funds bearing these obligations to increase transparency. Prior to FY2016, these payments were paid from the Non-Departmental entities. (The General Fund began paying Building Authority debt service from this department in FY2015.)

Common Object Expenditures	FY21 Actual	FY22 Actual	FY23 Budget	FY24 Requested	Requested Change	FY24 Recommended	Recommended Change
58-DEBT SERVICES	675,559	667,119	654,577	654,577	-	644,035	-1.6%
Total (\$)	675,559	667,119	654,577	654,577	-	644,035	-1.6%

Cost Center Level Expenditures	FY21 Actual	FY22 Actual	FY23 Budget	FY24 Requested	Requested Change	FY24 Recommended	Recommended Change
09350-Debt Service - Ura Bond	675,559	667,119	654,577	654,577	-	644,035	-1.6%
Total (\$)	675,559	667,119	654,577	654,577	-	644,035	-1.6%

Departmental Notes

FY24 debt service includes eight funds, general fund (100), fire fund (270), designated fund (271), police services fund (274), general obligation STD debt service fund (411), revenue bond debt service (412), public safety judicial authority debt service (fund 413) and urban redevelopment agency bonds debt service (fund 414). The general obligation bond debt service (fund 410) ended in 2021 but is presented for prior year actual expenses and anticipated on-going payments of delinquent accounts.

Base Budget by Object Class/Selected Object Code	FY23 Budget	FY24 Requested	FY24 Recommended	FY24 Approved	Requested Change	Recommended Change	Approved Change
58-DEBT SERVICES	654,577	654,577	644,035	-	-	-10,542	-654,577
Base Budget (Total)	654,577	654,577	644,035	-	-	-10,542	-654,577

Total Budget	654,577	654,577	644,035			-10,542	-654,577
---------------------	----------------	----------------	----------------	--	--	----------------	-----------------

DISTRICT ATTORNEY (03900)
General Fund (100)
 FY24 Budget Request / Recommendation Sheet

Departmental Description

The DeKalb County District Attorney's Office focuses on the gathering of documents and evidence; running of criminal history and driving records; victim contact; investigation of cases; drafting and filing of accusations and indictments; making sentencing recommendations; attending bond hearings and arraignments, plea negotiations, motion hearings, bench and jury trials in ten Divisions of Superior Court and five divisions of Juvenile Court; attending 1st appearance, preliminary hearings, mental health court, and other Accountability Courts; providing training to local law enforcement, counseling and community agencies; and participating in diversionary calendars.

Common Object Expenditures	FY21 Actual	FY22 Actual	FY23 Budget	FY24 Requested	Requested Change	FY24 Recommended	Recommended Change
51-PERSONAL SERVICES AND EMPLOYEE BENEFITS	14,967,079	17,808,470	23,544,516	29,867,173	26.9%	28,577,020	21.4%
52-PURCHASED / CONTRACTED SERVICES	1,057,281	1,315,102	2,301,925	2,549,679	10.8%	2,549,679	10.8%
53-SUPPLIES	96,012	481,526	737,617	714,934	-3.1%	622,774	-15.6%
54-CAPITAL OUTLAYS	21,925	9,513	18,214	18,214	-	18,214	-
55-INTERFUND / INTERDEPARTMENTAL CHARGES	416,307	589,191	513,584	675,781	31.6%	519,781	1.2%
61-OTHER FINANCING USES	1,318,721	1,318,721	1,491,795	2,750,965	84.4%	450,965	-69.8%
70-RETIREMENT SERVICES	-	2,404,200	2,890,524	3,542,956	22.6%	3,104,746	7.4%
Total (\$)	17,877,326	23,926,722	31,498,175	40,119,702	27.4%	35,843,179	13.8%

Cost Center Level Expenditures	FY21 Actual	FY22 Actual	FY23 Budget	FY24 Requested	Requested Change	FY24 Recommended	Recommended Change
03910-District Attorney	15,174,020	21,120,868	28,531,764	36,142,251	26.7%	31,876,300	11.7%
03920-District Attorney - Child Support Recovery	14,255	11,580	3,416	5,889	72.4%	5,889	72.4%
03930-District Attorney - Victim / Witness Assistance	1,223,851	1,234,254	1,208,921	2,097,781	73.5%	2,090,096	72.9%
03940-District Attorney - Solicitor Juvenile Court	1,465,199	1,560,021	1,754,074	1,873,781	6.8%	1,870,894	6.7%
Total (\$)	17,877,326	23,926,722	31,498,175	40,119,702	27.4%	35,843,179	13.8%

Positions	FY21 Actual	FY22 Actual	FY23 Actual	FY24 Requested	Requested Change	FY24 Recommended	Recommended Change
Filled Positions	173	210	215	245	30	245	30
Funded Positions	173	207	232	245	13	245	13

Notes: 215 filled, 10 vacant, 20 new positions.

Departmental Notes

DISTRICT ATTORNEY (03900)
General Fund (100)
 FY24 Budget Request / Recommendation Sheet

Base Budget by Object Class/Selected Object Code	FY23 Budget	FY24 Requested	FY24 Recommended	FY24 Approved	Requested Change	Recommended Change	Approved Change
51-PERSONAL SERVICES AND EMPLOYEE BENEFITS	23,544,516	24,639,479	24,407,479	-	1,094,963	862,963	-23,544,516
Salaries	18,198,911	18,702,276	18,702,276	-	503,365	503,365	-18,198,911
Salaries - Part Time	54,408	54,408	54,408	-	-	-	-54,408
Salaries - Adjustments	550,232	1,040,830	1,040,830	-	490,598	490,598	-550,232
County Match - Group Insurance	48,576	48,576	48,576	-	-	-	-48,576
County Match - Grp Ins - Allocated	2,990,250	3,025,500	2,793,500	-	35,250	-196,750	-2,990,250
County Match - FICA	1,395,661	1,428,546	1,428,546	-	32,885	32,885	-1,395,661
401(A) Employer Contribution	302,331	325,121	325,121	-	22,790	22,790	-302,331
Workers Compensation	4,147	14,222	14,222	-	10,075	10,075	-4,147
52-PURCHASED / CONTRACTED SERVICES	2,301,925	2,301,925	2,301,925	-	-	-	-2,301,925
53-SUPPLIES	737,617	622,774	622,774	-	-114,843	-114,843	-737,617
54-CAPITAL OUTLAYS	18,214	18,214	18,214	-	-	-	-18,214
55-INTERFUND / INTERDEPARTMENTAL CHARGES	513,584	519,781	519,781	-	6,197	6,197	-513,584
61-OTHER FINANCING USES	1,491,795	450,965	450,965	-	-1,040,830	-1,040,830	-1,491,795
70-RETIREMENT SERVICES	2,890,524	3,542,956	3,104,746	-	652,432	214,222	-2,890,524
Base Budget (Total)	31,498,175	32,096,094	31,425,884	-	597,919	-72,291	-31,498,175

Base Adjustments	FY23 Budget	FY24 Requested	FY24 Recommended	FY24 Approved	Requested Change	Recommended Change	Approved Change
B1. Rental of Real Estate (District Attorney - District Attorney). Funding for annual real estate rental/lease agreement increase for FY24.	-	247,754	247,754	-	247,754	247,754	-
Base Adjustments Total	-	247,754	247,754	-	247,754	247,754	-

Operating Enhancements	FY23 Budget	FY24 Requested	FY24 Recommended	FY24 Approved	Requested Change	Recommended Change	Approved Change
O1. Salaries - Adjustments (District Attorney - District Attorney). Funding for 16 grant funded positions transferred to the general fund/operating budget in FY23 and not reflected in the FY24 base salary budget.	-	420,572	420,572	-	420,572	420,572	-
O2. Salaries - Adjustment (District Attorney - District Attorney). Funding for ten positions, operating equipment and four law enforcement vehicles for the Pre-Charging Unit.	-	905,814	-	-	905,814	-	-
O3. Salaries - Adjustment (District Attorney - District Attorney). Funding for one new position, equipment and supplies for the District Attorney Office.	-	149,376	-	-	149,376	-	-
O4. Salaries - Adjustment (District Attorney - District Attorney). Funding for one new position and equipment/supplies for the Appeals Unit.	-	117,643	-	-	117,643	-	-
O5. Salaries - Adjustment (District Attorney - District Attorney). Funding for two new positions and one law enforcement vehicle for the Homicide and Gangs Unit.	-	220,070	-	-	220,070	-	-
O6. Salaries - Adjustments (District Attorney - District Attorney). Funding for two new positions for the Sexual Exploitation and Crimes Against Children Unit.	-	172,664	-	-	172,664	-	-
O7. Salaries - Adjustments (District Attorney - District Attorney). Funding for one new position, equipment and supplies for the District Attorney's Office.	-	72,028	-	-	72,028	-	-
O8. Salaries - Adjustments (District Attorney - District Attorney). Funding for one new position, one law enforcement vehicle, equipment and supplies for the District Attorney's Office.	-	132,354	-	-	132,354	-	-
O9. Cost of living adjustment (COLA). 4% COLA effective July 1, 2024.	-	-	438,347	-	-	438,347	-
Operating Enhancements Total	-	2,190,521	858,919	-	2,190,521	858,919	-

DISTRICT ATTORNEY (03900)
General Fund (100)
 FY24 Budget Request / Recommendation Sheet

Workforce Enhancements		FY23 Budget	FY24 Requested	FY24 Recommended	FY24 Approved	Requested Change	Recommended Change	Approved Change
W1.	Existing Vacancies	-	714,225	695,743	-	714,225	695,743	-
W2.	Existing Vacancies	-	97,510	89,825	-	97,510	89,825	-
W3.	Existing Vacancies	-	99,807	96,919	-	99,807	96,919	-
Notes: W1: Cost Center 03910 - legal secretary 06216, investigator II 07659, attorney I 07660, investigator II 999486, legal secretary, senior 999490, paralegal, senior 16281, departmental IT supervisor 17196, investigative aide, senior 999484. W2: Cost Center 03940 - investigator III 11517, W3: Cost Center 03930 - investigator II 10922. Start date 1/1/24.								
W5.	New Position Requests	-	2,373,792	2,428,135	-	2,373,792	2,428,135	-
Notes: W4: Cost Center 03910 - attorney VI (5), investigator II (3), victim witness program coordinator (3), social worker, management analyst III, legal secretary, senior, paralegal, senior, administrative support manager, supervising attorney (4). Start date 1/1/24.								
Workforce Enhancements Total		-	3,285,334	3,310,622	-	3,285,334	3,310,622	-
Total Budget		31,498,175	37,819,702	35,843,179		6,321,527	4,345,004	-31,498,175

DRUG ABUSE (02500)
Drug Abuse Treatment & Education Fund (209)
 FY24 Budget Request / Recommendation Sheet

Departmental Description
 The Drug Abuse Treatment and Education fund, established in 1990 (O.C.G.A. 15-21-101), allows for additional penalties in certain controlled substance cases amounting up to 50% of the original fine. The DATE Fund committee oversees these funds. The DATE fund committee was created July 11, 2012 due to significant changes made by House Bill 1176. The committee reviews and recommends the allocation of funds for drug abuse treatment and education programs. The committee consists of representatives from Superior Court, Juvenile Court, State and Magistrate Courts, Cooperative Extension Service and Human Services.

Common Object Expenditures	FY21 Actual	FY22 Actual	FY23 Budget	FY24 Requested	Requested Change	FY24 Recommended	Recommended Change
52-PURCHASED / CONTRACTED SERVICES	-	-	67,539	183,108	171.1%	183,108	171.1%
53-SUPPLIES	-	-	20,009	135,009	574.7%	135,009	574.7%
57-OTHER COSTS	-	-	4,269	4,269	-	4,269	-
Total (\$)	-	-	91,817	322,386	251.1%	322,386	251.1%

Cost Center Level Expenditures	FY21 Actual	FY22 Actual	FY23 Budget	FY24 Requested	Requested Change	FY24 Recommended	Recommended Change
02562-Drug Abuse - Coop Extension - Youth Development	-	-	7,004	7,004	-	7,004	-
02565-Drug Abuse - Juvenile/Rebound Drug Court	-	-	10,506	10,506	-	10,506	-
02566-Drug Abuse - Magistrate/Diversion Treatment Court	-	-	13,132	13,132	-	13,132	-
02567-Drug Abuse - Superior/Adult Felony Drug Court	-	-	20,136	250,705	1,145.1%	250,705	1,145.1%
02570-Drug Abuse - State Court - Dui Court	-	-	21,887	21,887	-	21,887	-
02575-Drug Abuse - Human Services	-	-	4,269	4,269	-	4,269	-
02577-Drug Abuse Superior Court Adult Felony Mental Health Court	-	-	7,880	7,880	-	7,880	-
02578-Drug Abuse Superior Court Adult Felony Veterans Court	-	-	7,003	7,003	-	7,003	-
Total (\$)	-	-	91,817	322,386	251.1%	322,386	251.1%

Departmental Notes

Base Budget by Object Class/Selected Object Code	FY23 Budget	FY24 Requested	FY24 Recommended	FY24 Approved	Requested Change	Recommended Change	Approved Change
52-PURCHASED / CONTRACTED SERVICES	67,539	183,108	183,108	-	115,569	115,569	-67,539
53-SUPPLIES	20,009	135,009	135,009	-	115,000	115,000	-20,009
57-OTHER COSTS	4,269	4,269	4,269	-	-	-	-4,269
Base Budget (Total)	91,817	322,386	322,386	-	230,569	230,569	-91,817

Total Budget	91,817	322,386	322,386		230,569	230,569	-91,817
---------------------	---------------	----------------	----------------	--	----------------	----------------	----------------

E-911 (02600)
Emergency Telephone System Fund (215)
 FY24 Budget Request / Recommendation Sheet

Departmental Description

The DeKalb County E-911 Center serves as the Public Safety Answering Point for unincorporated DeKalb County as well as most of the cities located within the County. The E-911 center is an Accredited Center of Excellence (ACE), by the International Academies of Emergency Dispatch and is responsible for answering both emergency and non-emergency calls for service. The center dispatches Police, Fire-Rescue, Emergency Medical Services, and Sheriff's Department. The center provides full dispatch services to all of unincorporated DeKalb County and to the cities of Avondale Estates, Clarkston, Lithonia, Pine Lake, Stone Mountain, Stonecrest, and Tucker. The center provides Fire-Rescue dispatch services to the cities of Brookhaven, Chamblee, Decatur (rescue only), Doraville, and Dunwoody. The center also provides Rescue dispatch services to that portion of Atlanta which lies in DeKalb. The center answers Animal Services phones after normal business hours and on weekends. The center handles more than one million calls for service each year, over 800,000 of those being 9-1-1 calls. The center is operated 24/7/365 utilizing four (4) teams on twelve hour shifts with a staff of more than 130.

Common Object Expenditures	FY21 Actual	FY22 Actual	FY23 Budget	FY24 Requested	Requested Change	FY24 Recommended	Recommended Change
51-PERSONAL SERVICES AND EMPLOYEE BENEFITS	7,744,057	8,845,296	11,213,584	11,844,921	5.6%	11,823,733	5.4%
52-PURCHASED / CONTRACTED SERVICES	1,929,582	2,786,515	2,543,762	2,432,129	-4.4%	2,551,077	0.3%
53-SUPPLIES	40,143	117,682	231,765	231,765	-	231,765	-
54-CAPITAL OUTLAYS	4,364	7,321	46,911	46,911	-	46,911	-
61-OTHER FINANCING USES	309,782	281,620	429,891	1,024,066	138.2%	1,024,066	138.2%
70-RETIREMENT SERVICES	1,126,741	947,000	1,176,173	1,014,595	-13.7%	1,075,942	-8.5%
Total (\$)	11,154,669	12,985,434	15,642,086	16,594,387	6.1%	16,753,494	7.1%

Cost Center Level Expenditures	FY21 Actual	FY22 Actual	FY23 Budget	FY24 Requested	Requested Change	FY24 Recommended	Recommended Change
02646-E-911 Wired	11,154,669	12,985,434	15,642,086	16,594,387	6.1%	16,753,494	7.1%
Total (\$)	11,154,669	12,985,434	15,642,086	16,594,387	6.1%	16,753,494	7.1%

Positions	FY21 Actual	FY22 Actual	FY23 Actual	FY24 Requested	Requested Change	FY24 Recommended	Recommended Change
Filled Positions	98	94	89	130	41	130	41
Funded Positions	110	130	130	130	-	130	-

Notes: 89 filled, 26 vacant and 15 new positions.

Departmental Notes

The FY24 budget includes funding for the Viper phone system upgrade, triple overtime and 4% cost of living adjustment.

E-911 (02600)
Emergency Telephone System Fund (215)
 FY24 Budget Request / Recommendation Sheet

Base Budget by Object Class/Selected Object Code	FY23 Budget	FY24 Requested	FY24 Recommended	FY24 Approved	Requested Change	Recommended Change	Approved Change
51-PERSONAL SERVICES AND EMPLOYEE BENEFITS	11,213,584	7,649,058	7,519,058	-	-3,564,527	-3,694,527	-11,213,584
Salaries	4,934,552	4,846,974	4,846,974	-	-87,578	-87,578	-4,934,552
Salaries - Part Time	25,884	25,884	25,884	-	-	-	-25,884
Salaries - Adjustments	1,461,039	-	-	-	-1,461,039	-1,461,039	-1,461,039
Salaries - Overtime	3,100,004	1,100,004	1,100,004	-	-2,000,000	-2,000,000	-3,100,004
County Match - Grp Ins - Allocated	1,255,500	1,246,000	1,116,000	-	-9,500	-139,500	-1,255,500
County Match - FICA	377,493	370,794	370,794	-	-6,699	-6,699	-377,493
401(A) Employer Contribution	57,407	59,402	59,402	-	1,995	1,995	-57,407
Workers Compensation	1,705	-	-	-	-1,705	-1,705	-1,705
Notes: Base budget funds 89 positions.							
52-PURCHASED / CONTRACTED SERVICES	2,543,762	2,383,129	2,502,077	-	-160,633	-41,685	-2,543,762
53-SUPPLIES	231,765	231,765	231,765	-	-	-	-231,765
54-CAPITAL OUTLAYS	46,911	46,911	46,911	-	-	-	-46,911
61-OTHER FINANCING USES	429,891	337,776	337,776	-	-92,115	-92,115	-429,891
70-RETIREMENT SERVICES	1,176,173	1,014,595	1,075,942	-	-161,578	-100,231	-1,176,173
Base Budget (Total)	15,642,086	11,663,233	11,713,529	-	-3,978,852	-3,928,557	-15,642,086

Base Adjustments	FY23 Budget	FY24 Requested	FY24 Recommended	FY24 Approved	Requested Change	Recommended Change	Approved Change
B1. Tower Leases (E-911 Wired). Rental of Real Estate - tower lease rental increases due to inflation.	-	29,000	29,000	-	29,000	29,000	-
Base Adjustments Total	-	29,000	29,000	-	29,000	29,000	-

Operating Enhancements	FY23 Budget	FY24 Requested	FY24 Recommended	FY24 Approved	Requested Change	Recommended Change	Approved Change
O1. Viper Phone System Upgrade (E-911 Wired). Computer Software - needed to enhance the efficiency of reporting system to effectively measure performance data, operations and Public Safety Answering Point (PSAP) management.	-	686,290	686,290	-	686,290	686,290	-
O2. CAD Sequel Server Upgrade (E-911 Wired). Other Professional Services - currently the County is using Windows 10. The E911 Computer Aided Dispatch System (CAD) operates off of Windows 10. When the County moves to Windows 11, the CAD server will no longer be supported. An upgrade to the sequel server will be needed in order to operator our Computer Aided Dispatch System.	-	20,000	20,000	-	20,000	20,000	-
O3. Triple Overtime (E-911 Wired). Salaries - Overtime - to fund ongoing triple overtime.	-	2,000,000	2,000,000	-	2,000,000	2,000,000	-
O4. Cost of living adjustment (COLA). 4% COLA effective July 1, 2024.	-	-	108,812	-	-	108,812	-
Operating Enhancements Total	-	2,706,290	2,815,102	-	2,706,290	2,815,102	-

E-911 (02600)
Emergency Telephone System Fund (215)
 FY24 Budget Request / Recommendation Sheet

Workforce Enhancements		FY23 Budget	FY24 Requested	FY24 Recommended	FY24 Approved	Requested Change	Recommended Change	Approved Change
W1.	Existing Vacancies	-	1,330,738	1,330,738	-	1,330,738	1,330,738	-
Notes: W1 - 1 Administrative Specialist (CC 02646 - E-911 Wired, Pos# 01280, start date 4/1/2023); 1 E-911 Communications Deputy Dir (CC 02646 - E-911 Wired, Pos# 05857, start date 4/1/2023); 20 E-911 Communications Officers I (CC 02646 - E-911 Wired, Pos# 01354, 01355, 01358, 01360, 01376, 01377, 01380, 01382, 01386, 01389, 01391, 01394, 01400, 05268, 05487, 05949, 05798, 07206, 07207 & 11449, start date 4/1/2023); 1 E-911 Communications Officer II (CC 02646 - E-911 Wired, Pos# 05489, start date 4/1/2023); 3 E-911 Watch Commander (CC 02646 - E-911 Wired, Pos# 01403, 01415 & 10240, start date 4/1/2023)								
W3.	New Position Requests	-	865,126	865,126	-	865,126	865,126	-
Notes: W3 - 6 E-911 Communications Officer II (CC 02646 - E-911 Wired, Pos# n/a, start date 4/1/2023); 9 E-911 Communications Officer III (CC 02646 - E-911 Wired, Pos# n/a, start date 4/1/2023)								
Workforce Enhancements Total		-	2,195,864	2,195,864	-	2,195,864	2,195,864	-
Total Budget		15,642,086	16,594,387	16,753,494		952,302	1,111,409	-15,642,086

ECONOMIC DEVELOPMENT (05600)
General Fund (100)
 FY24 Budget Request / Recommendation Sheet

Departmental Description

In 2014, DeKalb County signed an intergovernmental agreement with the Development Authority of DeKalb County (DADC) also known as Decide DeKalb. This arrangement designated DADC as the County's economic development agency. Under the terms of this contract, DeKalb County contributes 60% of the fund's operating budget, and DADC contributes 40%. DADC is responsible for implementing a comprehensive work program which includes but is not limited to the following: implementing the county's economic development strategic plan; attracting, retaining, and expanding businesses; marketing DeKalb to businesses regionally, nationally, and internationally; managing a small business and entrepreneurs loan program to incentivize startups and innovation; issuing conduit bonds; and maintaining a moderate-income housing program.

DeKalb County continues to play an essential role in economic development by providing efficient permitting services, incentives, and maintaining a business-friendly culture.

Common Object Expenditures	FY21 Actual	FY22 Actual	FY23 Budget	FY24 Requested	Requested Change	FY24 Recommended	Recommended Change
52-PURCHASED / CONTRACTED SERVICES	981,993	1,103,242	2,659,750	305,000	-88.5%	309,000	-88.4%
57-OTHER COSTS	-	-	100,000	100,000	-	1,750,000	1,650.0%
61-OTHER FINANCING USES	-	350,000	-	-	-	-	-
Total (\$)	981,993	1,453,242	2,759,750	405,000	-85.3%	2,059,000	-25.4%

Cost Center Level Expenditures	FY21 Actual	FY22 Actual	FY23 Budget	FY24 Requested	Requested Change	FY24 Recommended	Recommended Change
05610-Economic Development	981,993	1,453,242	2,759,750	405,000	-85.3%	2,059,000	-25.4%
Total (\$)	981,993	1,453,242	2,759,750	405,000	-85.3%	2,059,000	-25.4%

Positions	FY21 Actual	FY22 Actual	FY23 Actual	FY24 Requested	Requested Change	FY24 Recommended	Recommended Change
Filled Positions	-	-	-	-	-	-	-
Funded Positions	-	-	-	-	-	-	-

Notes:

Departmental Notes

The FY24 includes:
 Decide DeKalb IGA \$ 1,750,000;
 Film Commission \$ 305,000;
 Land Bank Authority \$ 601,500;
 Chamber of Commerce \$ 100,000; and Miscellaneous \$ 3,250.

Base Budget by Object Class/Selected Object Code	FY23 Budget	FY24 Requested	FY24 Recommended	FY24 Approved	Requested Change	Recommended Change	Approved Change
52-PURCHASED / CONTRACTED SERVICES	2,659,750	305,000	309,000	-	-2,354,750	-2,350,750	-2,659,750
57-OTHER COSTS	100,000	100,000	1,750,000	-	-	1,650,000	-100,000
Base Budget (Total)	2,759,750	405,000	2,059,000	-	-2,354,750	-700,750	-2,759,750

Total Budget	2,759,750	405,000	2,059,000	-	-2,354,750	-700,750	-2,759,750
---------------------	------------------	----------------	------------------	----------	-------------------	-----------------	-------------------

REGISTRAR (02900)
General Fund (100)
 FY24 Budget Request / Recommendation Sheet

Departmental Description

Serving under the supervision of the DeKalb County Board of Registration & Elections, the department is charged with the maintenance of the electors list for all registered voters in DeKalb County and the conduct of elections for the county and municipalities located within the county. Departmental administrative functions include making election calls, garnering approval for polling places and precinct boundaries, budget administration, response to open records requests, and overall functions that cross division lines.

The Department is divided into two divisions - Registration And Elections.
 The Registration Division is primarily responsible for ongoing maintenance of the list of electors and digitizing of voter registration applications.

The Elections Division is primarily responsible for the conduct of elections, management of the main advance voting site and satellite advance sites, service, maintenance and testing of voting equipment, ballot preparation and election tabulation.

Common Object Expenditures	FY21 Actual	FY22 Actual	FY23 Budget	FY24 Requested	Requested Change	FY24 Recommended	Recommended Change
51-PERSONAL SERVICES AND EMPLOYEE BENEFITS	3,165,449	6,787,481	2,633,085	14,071,953	434.4%	14,114,318	436.0%
52-PURCHASED / CONTRACTED SERVICES	1,142,741	2,521,829	4,819,209	7,042,094	46.1%	5,390,510	11.9%
53-SUPPLIES	355,417	193,560	305,000	432,001	41.6%	432,001	41.6%
54-CAPITAL OUTLAYS	6,578	82,711	1,295,000	402,242	-68.9%	402,242	-68.9%
55-INTERFUND / INTERDEPARTMENTAL CHARGES	9,048	13,090	9,607	507,776	5,185.5%	9,776	1.8%
70-RETIREMENT SERVICES	-	173,740	215,785	229,659	6.4%	243,545	12.9%
Total (\$)	4,679,233	9,772,412	9,277,686	22,685,725	144.5%	20,592,392	122.0%

Cost Center Level Expenditures	FY21 Actual	FY22 Actual	FY23 Budget	FY24 Requested	Requested Change	FY24 Recommended	Recommended Change
02910-Registrar	3,168,659	5,489,310	8,678,792	9,902,102	14.1%	9,460,353	9.0%
02920-Registrar - Elections	577,522	193,861	588,657	10,709,253	1,719.3%	9,645,869	1,538.6%
02922-Registrar - Election Workers	933,053	4,089,242	10,237	2,074,371	20,163.5%	1,486,171	14,417.7%
Total (\$)	4,679,233	9,772,412	9,277,686	22,685,725	144.5%	20,592,392	122.0%

Positions	FY21 Actual	FY22 Actual	FY23 Actual	FY24 Requested	Requested Change	FY24 Recommended	Recommended Change
Filled Positions	16	16	23	32	9	32	9
Funded Positions	16	26	31	32	1	32	1

Notes: 23 filled positions, 9 vacant positions

Departmental Notes

The FY24 budget includes funding for poll workers, translation services, computer equipment for the 2024 general and runoff elections. The budget also includes a 4% cost of living adjustment.

REGISTRAR (02900)
General Fund (100)
 FY24 Budget Request / Recommendation Sheet

Base Budget by Object Class/Selected Object Code	FY23 Budget	FY24 Requested	FY24 Recommended	FY24 Approved	Requested Change	Recommended Change	Approved Change
51-PERSONAL SERVICES AND EMPLOYEE BENEFITS	2,633,085	4,765,998	4,734,998	-	2,132,913	2,101,913	-2,633,085
Salaries	1,798,533	1,472,677	1,472,677	-	-325,856	-325,856	-1,798,533
Salaries - Adjustments	27,044	-	-	-	-27,044	-27,044	-27,044
Salaries - Temporary	-	2,002,552	2,002,552	-	2,002,552	2,002,552	-
Salaries - Overtime	190,008	755,000	755,000	-	564,992	564,992	-190,008
County Match - Grp Ins - Reversed	4,488	-	-	-	-4,488	-4,488	-4,488
County Match - Grp Ins - Allocated	417,375	322,000	291,000	-	-95,375	-126,375	-417,375
County Match - FICA	137,588	112,660	112,660	-	-24,928	-24,928	-137,588
401(A) Employer Contribution	42,105	39,237	39,237	-	-2,868	-2,868	-42,105
Workers Compensation	11,915	51,871	51,871	-	39,956	39,956	-11,915
Allowance - Automobile	4,029	10,000	10,000	-	5,971	5,971	-4,029
Notes: Base budget funds 23 positions.							
52-PURCHASED / CONTRACTED SERVICES	4,819,209	4,605,331	4,011,331	-	-213,878	-807,878	-4,819,209
53-SUPPLIES	305,000	432,001	432,001	-	127,001	127,001	-305,000
54-CAPITAL OUTLAYS	1,295,000	281,242	281,242	-	-1,013,758	-1,013,758	-1,295,000
55-INTERFUND / INTERDEPARTMENTAL CHARGES	9,607	9,776	9,776	-	169	169	-9,607
70-RETIREMENT SERVICES	215,785	229,659	243,545	-	13,874	27,760	-215,785
Base Budget (Total)	9,277,686	10,324,006	9,712,892	-	1,046,320	435,206	-9,277,686

Base Adjustments		FY23 Budget	FY24 Requested	FY24 Recommended	FY24 Approved	Requested Change	Recommended Change	Approved Change
B1.	Poll worker temporary staff (Registrar - Elections (Operations)). Salary - Temporary - 870,000 per election - 5 elections 4,350,000 - election day projected expenses (general and runoff) 5,587,413.	-	8,734,861	8,734,861	-	8,734,861	8,734,861	-
B2.	Election supplies & equipment (Registrar - Elections (Operations)). Election Expenses - election supplies, barcoded red, blue, white, and green seals, equipment - paper folder for ballots, shelves, sealable bags to deploy emergency and provisional ballots, document camera, USB key eraser. SEB rules require resealing unused ballots in the container. A device to protect the EMS server from attack by erasing USB keys prior to inserting them.	-	65,879	65,879	-	65,879	65,879	-
B3.	Temporary workers (Registrar - Election Workers (Communications)). Temp Personnel Services- additional trainers and outreach workers as needed.	-	350,000	500,000	-	350,000	500,000	-
B4.	Translation Services (Registrar - Election Workers (Communications)). Other Professional Services - translations into Spanish and Korean (other languages to be determined), crisis communications and social media consulting.	-	450,000	800,000	-	450,000	800,000	-
B5.	Training & Conferences (Registrar - Election Workers (Communications)). Training & Conference Fees - External - LinkedIn Learning training to develop team skills in design, communications, and training.	-	2,500	13,300	-	2,500	13,300	-
B6.	Computers Software/Technology/Equipment (Registrar - Election Workers (Communications)). Capital Outlays - Learning management system, microphones, speakers, projectors, screens, and camera for trainers.	-	121,000	121,000	-	121,000	121,000	-
Base Adjustments Total		-	9,724,240	10,235,040	-	9,724,240	10,235,040	-

Operating Enhancements	FY23 Budget	FY24 Requested	FY24 Recommended	FY24 Approved	Requested Change	Recommended Change	Approved Change

REGISTRAR (02900)
General Fund (100)
 FY24 Budget Request / Recommendation Sheet

O1.	In Grade Adjustments (Registrar). Salary Adjustments - to fund in grade adjustments requested in FY23.	-	-	41,945	-	-	41,945	-
O2.	Addition to Fleet (Registrar). Vehicle Additions to Fleet - two 26ft trucks with liftgate and 2 pickup trucks needed for picking up and delivering items to voting precincts.	-	498,000	-	-	498,000	-	-
O3.	Election Services (Registrar - Elections (Operations)). Other Professional Services - Tattnell \$106,000, Fort Orange \$80,580, Dominion \$315,000.	-	501,600	-	-	501,600	-	-
O4.	Cost of living adjustment (COLA). 4% COLA effective July 1, 2024.	-	-	31,420	-	-	31,420	-
Operating Enhancements Total		-	999,600	73,365	-	999,600	73,365	-

Workforce Enhancements		FY23 Budget	FY24 Requested	FY24 Recommended	FY24 Approved	Requested Change	Recommended Change	Approved Change
W1.	Existing Vacancies	-	571,095	571,095	-	571,095	571,095	-
Notes: W1 1 Administrative Coordinator, Pos# 00236, start date 1/1/2024; 2 Election Coordinator, Pos# 00484 & 999352, start date 4/1/2024; 1 Payroll/Personnel Assistant, Pos# 999357, start date 4/1/2024; 1 Public Outreach Specialist, start date 1/1/2024; 1 Registration & Election Manager, start date 1/1/2024; 1 Supply Coordinator, Pos# 10194, start date 1/1/2024; 2 Voter Registration Technician, Pos# 00325 & 06374, start date 4/1/2024 (CC 02910 - Registrar).								
Workforce Enhancements Total		-	571,095	571,095	-	571,095	571,095	-

Total Budget	9,277,686	21,618,941	20,592,392		12,341,255	11,314,706	-9,277,686
---------------------	------------------	-------------------	-------------------	--	-------------------	-------------------	-------------------

Emergency Management (DEMA) (04400)
General Fund (100)
 FY24 Budget Request / Recommendation Sheet

Departmental Description

- Maintain and develop all local emergency management programs, projects and plans required by state and federal government.
- Maintain the Emergency Operations Center (EOC) for DeKalb County, and all cities located within the county.
- Act as a liaison with local, state and federal authorities during major emergencies and disasters.
- Provide 24-hour coordination of resources for emergencies and disasters.

Common Object Expenditures	FY21 Actual	FY22 Actual	FY23 Budget	FY24 Requested	Requested Change	FY24 Recommended	Recommended Change
51-PERSONAL SERVICES AND EMPLOYEE BENEFITS	386,914	302,685	576,848	758,492	31.5%	761,914	32.1%
52-PURCHASED / CONTRACTED SERVICES	95,400	47,971	180,839	180,839	-	180,839	-
53-SUPPLIES	30,382	7,189	119,433	119,433	-	119,433	-
54-CAPITAL OUTLAYS	1,077	104,500	154,234	103,578	-32.8%	45,578	-70.4%
55-INTERFUND / INTERDEPARTMENTAL CHARGES	36,605	36,288	34,202	45,471	32.9%	103,471	202.5%
61-OTHER FINANCING USES	91,000	100,000	143,000	143,000	-	143,000	-
70-RETIREMENT SERVICES	-	25,932	32,209	50,976	58.3%	54,058	67.8%
Total (\$)	641,378	624,564	1,240,765	1,401,789	13.0%	1,408,293	13.5%

Cost Center Level Expenditures	FY21 Actual	FY22 Actual	FY23 Budget	FY24 Requested	Requested Change	FY24 Recommended	Recommended Change
04410-Emergency Management (Dema)	641,378	624,564	1,240,765	1,401,789	13.0%	1,408,293	13.5%
Total (\$)	641,378	624,564	1,240,765	1,401,789	13.0%	1,408,293	13.5%

Positions	FY21 Actual	FY22 Actual	FY23 Actual	FY24 Requested	Requested Change	FY24 Recommended	Recommended Change
Filled Positions	2	6	5	8	3	8	3
Funded Positions	6	6	7	8	1	8	1

Notes: 5 filled, 2 vacant positions.

Departmental Notes

The FY24 budget includes funding for a new Deputy Director position and a 4% cost of living adjustment.

Emergency Management (DEMA) (04400)
General Fund (100)
 FY24 Budget Request / Recommendation Sheet

Base Budget by Object Class/Selected Object Code	FY23 Budget	FY24 Requested	FY24 Recommended	FY24 Approved	Requested Change	Recommended Change	Approved Change
51-PERSONAL SERVICES AND EMPLOYEE BENEFITS	576,848	453,212	446,212	-	-123,636	-130,636	-576,848
Salaries	428,866	345,959	345,959	-	-82,907	-82,907	-428,866
Salaries - Adjustments	5,480	-	-	-	-5,480	-5,480	-5,480
Salaries - Overtime	5,000	5,000	5,000	-	-	-	-5,000
County Match - Grp Ins - Allocated	94,500	70,000	63,000	-	-24,500	-31,500	-94,500
County Match - FICA	32,808	26,466	26,466	-	-6,342	-6,342	-32,808
401(A) Employer Contribution	10,194	5,787	5,787	-	-4,407	-4,407	-10,194
Notes: Base budget funds 5 positions.							
52-PURCHASED / CONTRACTED SERVICES	180,839	180,839	180,839	-	-	-	-180,839
53-SUPPLIES	119,433	119,433	119,433	-	-	-	-119,433
54-CAPITAL OUTLAYS	154,234	45,578	45,578	-	-108,656	-108,656	-154,234
55-INTERFUND / INTERDEPARTMENTAL CHARGES	34,202	45,471	45,471	-	11,269	11,269	-34,202
61-OTHER FINANCING USES	143,000	143,000	143,000	-	-	-	-143,000
70-RETIREMENT SERVICES	32,209	50,976	54,058	-	18,767	21,849	-32,209
Base Budget (Total)	1,240,765	1,038,509	1,034,591	-	-202,256	-206,174	-1,240,765

Base Adjustments	FY23 Budget	FY24 Requested	FY24 Recommended	FY24 Approved	Requested Change	Recommended Change	Approved Change
B1. Pos Reclass for Admin Specialist to Admin Assistant approved in FY23 (Emergency Management (DEMA)). Salary Adjustments - director of emergency management currently has no Administrative Assistant. This position reclass will better fulfill functions to effectively and efficiently assist the Director directly. This request will reclass current Admin Specialist position to Admin. Assistant. This request for reclass initiated FY23.	-	5,280	5,280	-	5,280	5,280	-
Base Adjustments Total	-	5,280	5,280	-	5,280	5,280	-

Operating Enhancements	FY23 Budget	FY24 Requested	FY24 Recommended	FY24 Approved	Requested Change	Recommended Change	Approved Change
O1. Deputy Director Vehicle (Emergency Management (DEMA)). Vehicles Addition to Fleet - 1 new addition to fleet- Tahoe proposed for new Deputy Director new, reliable vehicles for transportation to carry out critical emergency management for Dekalb County task. DEMA currently only has 2 Tahoes assigned that are grant vehicles from 2012 and two older pool vehicles assigned by Fleet. The current Tahoes are assigned to the Director and the other is a pool car for EMA specialist both which are aging. We have 7 other positions in DEMA that need access to vehicles to allow them to do preliminary damage assessment county wide preparedness response and recovery activities emergency scenes transportation attend meetings and community outreach or other functions. Both units are pool cars are older and were used by other departments until they were replaced. DEMA needs reliable transportation to ensure we are able to respond to community needs as well as disasters.	-	58,000	58,000	-	58,000	58,000	-

Emergency Management (DEMA) (04400)
General Fund (100)
 FY24 Budget Request / Recommendation Sheet

O2.	New Deputy Director position (Emergency Management (DEMA)). Salary Adjustments - emergency management personnel request for 1 new Deputy Director position. Emergency Management is looking to increase internal continuity of operations and capacity by adding a full time Deputy Director to manage emergency managements daily operations and prepare plans and procedures for responding to natural disasters or other emergencies. This position will also assist the director in preparing operating budget request and grant compliance requirements. Note- This new position will better align with the day-to-day functions, as well as emergency responsibilities, that DEMA is required to fulfill for Federal, State, and County/City obligations	-	122,467	122,467	-	122,467	122,467	-
O3.	Cost of living adjustment (COLA). 4% COLA effective July 1, 2024.	-	-	10,422	-	-	10,422	-
Operating Enhancements Total		-	180,467	190,889	-	180,467	190,889	-

Workforce Enhancements		FY23 Budget	FY24 Requested	FY24 Recommended	FY24 Approved	Requested Change	Recommended Change	Approved Change
W1.	Existing Vacancies	-	177,533	177,533	-	177,533	177,533	-
Notes: W1 2 Emergency Management Specialist (CC 04410 - Emergency Management, Pos# 01094 & 10999, start date 1/1/2024)								
Workforce Enhancements Total		-	177,533	177,533	-	177,533	177,533	-
Total Budget		1,240,765	1,401,789	1,408,293		161,024	167,528	-1,240,765

ETHICS BOARD (00700)
General Fund (100)
 FY24 Budget Request / Recommendation Sheet

Departmental Description
 In January 1991, Dekalb County created a Board of Ethics as approved by county voters in November 1990. The Board was established in its current form in 2016 when a referendum vote approved the restructuring of the Board and the addition of a full-time Ethics Officer. By law, the Ethics Board is completely independent of the Chief Executive Officer, Board of Commissioners, and any officers or employees of Dekalb County government.

Common Object Expenditures	FY21 Actual	FY22 Actual	FY23 Budget	FY24 Requested	Requested Change	FY24 Recommended	Recommended Change
51-PERSONAL SERVICES AND EMPLOYEE BENEFITS	379,177	323,599	565,928	568,870	0.5%	571,252	0.9%
52-PURCHASED / CONTRACTED SERVICES	38,939	153,273	180,088	227,088	26.1%	227,088	26.1%
53-SUPPLIES	10,628	104	32,273	22,973	-28.8%	22,973	-28.8%
54-CAPITAL OUTLAYS	6,250	-	7,748	7,748	-	7,748	-
70-RETIREMENT SERVICES	-	71,671	89,016	57,444	-35.5%	60,917	-31.6%
Total (\$)	434,994	548,647	875,053	884,123	1.0%	889,978	1.7%

Cost Center Level Expenditures	FY21 Actual	FY22 Actual	FY23 Budget	FY24 Requested	Requested Change	FY24 Recommended	Recommended Change
00701-Ethics Board	434,994	548,647	875,053	884,123	1.0%	889,978	1.7%
Total (\$)	434,994	548,647	875,053	884,123	1.0%	889,978	1.7%

Positions	FY21 Actual	FY22 Actual	FY23 Actual	FY24 Requested	Requested Change	FY24 Recommended	Recommended Change
Filled Positions	3	3	2	4	2	4	2
Funded Positions	3	3	4	4	-	4	-

Notes: 2 filled positions, 1 vacant position, 1 new position

Departmental Notes
 Board of Ethics Members: Chair Tammy Greer; Vice Chair Robert Dallas, Rosa Waymon, Chiquita Wright, George Ference, James Scott Mathews, Thomas Clements. Alternates: Bill Clark and Cathea Simelton-Treminio. Staff: Chief Ethics Officer Elisa Murphy, Ethics Administrator Kristin Rodgers, General Counsel Hakim Hilliard. Two additional Firms: (1) handles outside litigation and (2) Open Records Request Attorney, as needed.

ETHICS BOARD (00700)
General Fund (100)
 FY24 Budget Request / Recommendation Sheet

Base Budget by Object Class/Selected Object Code	FY23 Budget	FY24 Requested	FY24 Recommended	FY24 Approved	Requested Change	Recommended Change	Approved Change
51-PERSONAL SERVICES AND EMPLOYEE BENEFITS	565,928	346,121	342,121	-	-219,807	-223,807	-565,928
Salaries	437,519	290,064	290,064	-	-147,455	-147,455	-437,519
Salaries - Adjustments	25,804	-	-	-	-25,804	-25,804	-25,804
County Match - Grp Ins - Allocated	54,000	28,000	24,000	-	-26,000	-30,000	-54,000
County Match - FICA	35,479	19,355	19,355	-	-16,124	-16,124	-35,479
401(A) Employer Contribution	13,126	8,702	8,702	-	-4,424	-4,424	-13,126
52-PURCHASED / CONTRACTED SERVICES	180,088	180,088	180,088	-	-	-	-180,088
53-SUPPLIES	32,273	22,973	22,973	-	-9,300	-9,300	-32,273
54-CAPITAL OUTLAYS	7,748	7,748	7,748	-	-	-	-7,748
70-RETIREMENT SERVICES	89,016	57,444	60,917	-	-31,572	-28,099	-89,016
Base Budget (Total)	875,053	614,374	613,847	-	-260,679	-261,206	-875,053

Operating Enhancements		FY23 Budget	FY24 Requested	FY24 Recommended	FY24 Approved	Requested Change	Recommended Change	Approved Change
O1.	Increase in Legal Fees (Ethics Board). Legal Fees - litigation pending and General Counsel now on a retainer of \$3500.00 a month, which is extra. Added attorney for Open Records Request Attorney has been added as well.	-	47,000	47,000	-	47,000	47,000	-
O2.	Cost of living adjustment (COLA). 4% COLA effective July 1, 2024.	-	-	6,381	-	-	6,381	-
Operating Enhancements Total		-	47,000	53,381	-	47,000	53,381	-

Workforce Enhancements		FY23 Budget	FY24 Requested	FY24 Recommended	FY24 Approved	Requested Change	Recommended Change	Approved Change
W1.	Existing Vacancies	-	142,075	142,075	-	142,075	142,075	-
Notes: W1 - supervisory attorney (CC 00701, Ethics Board, Pos #15761, start date 4/1/2024)								
W3.	New Position Requests	-	80,675	80,675	-	80,675	80,675	-
Notes: W3 - paralegal (CC 00701, Ethics Board, Pos #n/a, start date 1/1/2024)								
Workforce Enhancements Total		-	222,750	222,750	-	222,750	222,750	-

Total Budget	875,053	884,123	889,978	-	9,070	14,925	-875,053
---------------------	----------------	----------------	----------------	----------	--------------	---------------	-----------------

EXTENSION SERVICE (06900)
General Fund (100)
 FY24 Budget Request / Recommendation Sheet

Departmental Description
 Cooperative Extension helps citizens of DeKalb become healthier, more productive and environmentally responsible. County Extension Agents educate the citizens of DeKalb in the areas of health, nutrition, chronic disease prevention, financial management, housing education, food safety, parenting education, water conservation, lawn and tree care, yard waste management, tree protection, environmental education, positive youth development, violence prevention, life skills and workforce development. County Extension Agents achieve this through group contacts and one-on-one consultants. One-on-one consultations include handling client samples, (water, soil insect, weed, ect.) office consultations, consumer calls, mail, internet, emails and site visit. Group contacts are made at public training programs (child care provider, food safety and personal care home provider trainings), on site clinics, exhibits, educational workshops and program and through media including radio, TV newsletters, and newspaper articles.

Common Object Expenditures	FY21 Actual	FY22 Actual	FY23 Budget	FY24 Requested	Requested Change	FY24 Recommended	Recommended Change
51-PERSONAL SERVICES AND EMPLOYEE BENEFITS	609,525	532,767	966,654	769,836	-20.4%	764,148	-20.9%
52-PURCHASED / CONTRACTED SERVICES	57,855	83,752	142,757	142,757	-	142,759	-
53-SUPPLIES	33,240	39,445	85,821	85,821	-	85,821	-
54-CAPITAL OUTLAYS	-	-	2,000	2,000	-	2,000	-
55-INTERFUND / INTERDEPARTMENTAL CHARGES	35,944	28,420	41,343	35,080	-15.1%	35,080	-15.1%
57-OTHER COSTS	-	-	25,800	25,800	-	25,800	-
70-RETIREMENT SERVICES	-	62,998	78,240	103,536	32.3%	109,796	40.3%
Total (\$)	736,565	747,382	1,342,615	1,164,830	-13.2%	1,165,404	-13.2%

Cost Center Level Expenditures	FY21 Actual	FY22 Actual	FY23 Budget	FY24 Requested	Requested Change	FY24 Recommended	Recommended Change
06901-Extension Service - Administration	305,966	320,468	639,606	573,425	-10.3%	579,005	-9.5%
06910-Extension Service - Youth Program	57,816	37,060	181,976	125,853	-30.8%	125,853	-30.8%
06930-Extension Service - Family & Consumer Science	229,923	272,374	332,831	279,398	-16.1%	279,398	-16.1%
06935-Extension Service - Horticulture & Landscape	142,859	117,479	188,202	186,153	-1.1%	181,148	-3.7%
Total (\$)	736,565	747,382	1,342,615	1,164,830	-13.2%	1,165,404	-13.2%

Positions	FY21 Actual	FY22 Actual	FY23 Actual	FY24 Requested	Requested Change	FY24 Recommended	Recommended Change
Filled Positions	6	7	8	9	1	9	1
Funded Positions	9	11	11	9	-2	9	-2

Notes: 8 filled, 1 vacant positions

Departmental Notes
 We translate science of everyday living for farmers, families and communities to foster a healthy and prosperous Georgia. For more than a century, we've provided research and education through a network of committed specialists, agents and volunteers to help Georgians learn, grow and do more.

EXTENSION SERVICE (06900)
General Fund (100)
 FY24 Budget Request / Recommendation Sheet

Base Budget by Object Class/Selected Object Code	FY23 Budget	FY24 Requested	FY24 Recommended	FY24 Approved	Requested Change	Recommended Change	Approved Change
51-PERSONAL SERVICES AND EMPLOYEE BENEFITS	966,654	735,056	719,051	-	-231,598	-247,603	-966,654
Salaries	533,697	468,957	468,957	-	-64,740	-64,740	-533,697
Salaries - Part Time	20,800	20,800	20,800	-	-	-	-20,800
Salaries - Adjustments	109,274	-	-	-	-109,274	-109,274	-109,274
Salaries - Temporary	74,640	74,640	69,636	-	-	-5,004	-74,640
County Match - Grp Ins - Allocated	135,000	112,000	101,000	-	-23,000	-34,000	-135,000
County Match - FICA	40,827	35,876	35,875	-	-4,951	-4,952	-40,827
County Match - Other Pension	8,496	8,496	8,496	-	-	-	-8,496
401(A) Employer Contribution	13,758	11,594	11,594	-	-2,164	-2,164	-13,758
Workers Compensation	30,162	2,693	2,693	-	-27,469	-27,469	-30,162
52-PURCHASED / CONTRACTED SERVICES	142,757	142,757	142,759	-	-	2	-142,757
53-SUPPLIES	85,821	85,821	85,821	-	-	-	-85,821
54-CAPITAL OUTLAYS	2,000	2,000	2,000	-	-	-	-2,000
55-INTERFUND / INTERDEPARTMENTAL CHARGES	41,343	35,080	35,080	-	-6,263	-6,263	-41,343
57-OTHER COSTS	25,800	25,800	25,800	-	-	-	-25,800
70-RETIREMENT SERVICES	78,240	103,536	109,796	-	25,296	31,556	-78,240
Base Budget (Total)	1,342,615	1,130,050	1,120,307	-	-212,565	-222,308	-1,342,615

Operating Enhancements	FY23 Budget	FY24 Requested	FY24 Recommended	FY24 Approved	Requested Change	Recommended Change	Approved Change
O1. Cost of living adjustment (COLA). 4% COLA effective July 1, 2024.	-	-	10,317	-	-	10,317	-
Operating Enhancements Total	-	-	10,317	-	-	10,317	-

Workforce Enhancements	FY23 Budget	FY24 Requested	FY24 Recommended	FY24 Approved	Requested Change	Recommended Change	Approved Change
W1. Existing Vacancies	-	34,780	34,780	-	34,780	34,780	-
Notes: W1 - (CC06901 - Office Assistant, Pos #00290, start date 4/1/2024)							
Workforce Enhancements Total	-	34,780	34,780	-	34,780	34,780	-

Total Budget	1,342,615	1,164,830	1,165,404	-	-177,785	-177,211	-1,342,615
---------------------	------------------	------------------	------------------	----------	-----------------	-----------------	-------------------

FACILITIES MANAGEMENT (01100)
General Fund (100)
 FY24 Budget Request / Recommendation Sheet

Departmental Description

The Facilities Management Department provides services through five divisions: Architectural and Engineering Services, Building Operations and Maintenance, Business Services, Environmental Services and Financial Services. County facilities supported and serviced by these five divisions include: administrative offices, fire stations, police precincts, courts, libraries, health centers, parks and recreation centers, performing arts and community centers, and senior centers. The Architectural and Engineering Division provides architectural and engineering support for master planning of existing and proposed facilities. The Building Operations and Maintenance Division is responsible for providing complete building functionality management, building repairs, and maintenance services including structural and non-structural systems, electrical, plumbing, and HVAC systems, and manages county central mail operations. The Business Division manages human resource functions and oversees administrative processes. The Environmental Services Division keeps approximately 51 county owned and leased buildings clean and free from insects, mold, asbestos, and water intrusions using multiple contractors and small number of county staff. This division also assists county departments in minor departmental moves and relocations, and special events. The Financial Division manages all financial activities of department budget, budget analysis, recommendations and preparation; manages contracting services and procurement.

Common Object Expenditures	FY21 Actual	FY22 Actual	FY23 Budget	FY24 Requested	Requested Change	FY24 Recommended	Recommended Change
51-PERSONAL SERVICES AND EMPLOYEE BENEFITS	3,668,716	3,734,823	4,213,850	5,242,972	24.4%	4,641,110	10.1%
52-PURCHASED / CONTRACTED SERVICES	9,754,967	9,142,383	9,898,815	17,830,078	80.1%	10,196,430	3.0%
53-SUPPLIES	3,668,824	3,829,305	4,410,083	4,425,083	0.3%	4,425,083	0.3%
55-INTERFUND / INTERDEPARTMENTAL CHARGES	327,548	351,890	383,554	466,732	21.7%	466,732	21.7%
57-OTHER COSTS	-	114,513	500,000	500,000	-	1,000,000	100.0%
61-OTHER FINANCING USES	352,589	2,285,000	-	47,522,170	-	4,939,823	-
70-RETIREMENT SERVICES	-	568,240	681,889	600,935	-11.9%	637,270	-6.5%
Total (\$)	17,772,643	20,026,154	20,088,191	76,587,970	281.3%	26,306,448	31.0%

Cost Center Level Expenditures	FY21 Actual	FY22 Actual	FY23 Budget	FY24 Requested	Requested Change	FY24 Recommended	Recommended Change
01110-Facilities Management - Administration	996,015	2,944,003	2,504,112	19,356,703	673.0%	4,256,532	70.0%
01120-Facilities Management - General Maintenance & Construction	7,352,942	8,829,030	8,912,833	20,430,230	129.2%	9,428,212	5.8%
01130-Facilities Management - Environmental Services	3,858,632	2,869,028	2,835,898	28,714,893	912.6%	6,201,223	118.7%
01140-Facilities Management - Utilities And Insurance	5,028,794	4,797,599	5,122,606	5,636,723	10.0%	5,636,723	10.0%
01160-Facilities Management - Security	5,666	7,010	8,416	12,044	43.1%	12,044	43.1%
01170-Facilities Management - Architectural & Engineering	530,595	579,483	704,326	2,437,377	246.1%	771,714	9.6%
Total (\$)	17,772,643	20,026,154	20,088,191	76,587,970	281.3%	26,306,448	31.0%

Positions	FY21 Actual	FY22 Actual	FY23 Actual	FY24 Requested	Requested Change	FY24 Recommended	Recommended Change
Filled Positions	50	47	49	57	8	53	4
Funded Positions	52	55	50	57	7	53	3

Notes: 49 filled positions, 4 vacant positions

Departmental Notes

FY24 budget includes funding for 4% cost of living adjustment including associated benefits.

FACILITIES MANAGEMENT (01100)
General Fund (100)
FY24 Budget Request / Recommendation Sheet

Base Budget by Object Class/Selected Object Code	FY23 Budget	FY24 Requested	FY24 Recommended	FY24 Approved	Requested Change	Recommended Change	Approved Change
51-PERSONAL SERVICES AND EMPLOYEE BENEFITS	4,213,850	4,349,035	4,299,035	-	135,185	85,185	-4,213,850
Salaries	3,043,915	3,206,027	3,206,027	-	162,112	162,112	-3,043,915
Salaries - Adjustments	80,635	-	-	-	-80,635	-80,635	-80,635
Salaries - Overtime	51,156	51,156	51,156	-	-	-	-51,156
County Match - Grp Ins - Reversed	14,040	14,040	14,040	-	-	-	-14,040
County Match - Grp Ins - Allocated	666,000	686,000	636,000	-	20,000	-30,000	-666,000
County Match - FICA	234,613	244,270	244,270	-	9,657	9,657	-234,613
401(A) Employer Contribution	64,607	70,672	70,672	-	6,065	6,065	-64,607
Workers Compensation	48,036	66,022	66,022	-	17,986	17,986	-48,036
Allowance - Clothing	4,848	4,848	4,848	-	-	-	-4,848
Allowance - Automobile	6,000	6,000	6,000	-	-	-	-6,000
52-PURCHASED / CONTRACTED SERVICES	9,898,815	9,498,815	9,573,430	-	-400,000	-325,385	-9,898,815
53-SUPPLIES	4,410,083	4,410,083	4,410,083	-	-	-	-4,410,083
55-INTERFUND / INTERDEPARTMENTAL CHARGES	383,554	466,732	466,732	-	83,178	83,178	-383,554
57-OTHER COSTS	500,000	500,000	500,000	-	-	-	-500,000
70-RETIREMENT SERVICES	681,889	600,935	637,270	-	-80,954	-44,619	-681,889
Base Budget (Total)	20,088,191	19,825,600	19,886,550	-	-262,591	-201,641	-20,088,191

Base Adjustments	FY23 Budget	FY24 Requested	FY24 Recommended	FY24 Approved	Requested Change	Recommended Change	Approved Change
B1. Increase Contingency (Facilities Management - Administration). Reserve for Contingencies - increase contingency to offset unforeseen maintenance and repairs for aging facilities.	-	-	500,000	-	-	500,000	-
B2. Lease Agreement for 4572 Memorial Drive, Decatur, GA 30032 (Facilities Management - Utilities and Insurance). Rental of Real Estate - monthly payments for lease property located at 4572 Memorial Drive. Property previously occupied by Watershed Department.	-	513,800	513,800	-	513,800	513,800	-
Base Adjustments Total	-	513,800	1,013,800	-	513,800	1,013,800	-

Operating Enhancements	FY23 Budget	FY24 Requested	FY24 Recommended	FY24 Approved	Requested Change	Recommended Change	Approved Change
O1. Data Service for New Tablets (Facilities Management - Administration). Internet Services - monthly payment for (20) new tablets for Cityworks Navigation with unlimited data	-	9,200	9,200	-	9,200	9,200	-
O2. Tablets for Cityworks Navigation for staff (Facilities Management - General Maintenance). Operating Supplies - to efficiently navigate through and respond to work requests. For internal and external customers.	-	15,000	15,000	-	15,000	15,000	-
O3. Pressure Washing (Facilities Management - General Maintenance). General Maintenance Facilities - pressure washing county buildings (Phase 1 of 3). Buildings include fire headquarters, police headquarters, Maloof Administration building, and Maloof Annex.	-	-	100,000	-	-	100,000	-
O4. Cost of living adjustment (COLA). 4% COLA effective July 1, 2024.	-	-	72,247	-	-	72,247	-
Operating Enhancements Total	-	24,200	196,447	-	24,200	196,447	-

FACILITIES MANAGEMENT (01100)
General Fund (100)
 FY24 Budget Request / Recommendation Sheet

Workforce Enhancements		FY23 Budget	FY24 Requested	FY24 Recommended	FY24 Approved	Requested Change	Recommended Change	Approved Change
W1.	Existing Vacancies	-	54,927	44,308	-	54,927	44,308	-
W2.	Existing Vacancies	-	383,984	225,520	-	383,984	225,520	-
W3.	Existing Vacancies	-	163,012	-	-	163,012	-	-
Notes: W1 - mail clerk (CC 01110 - Facilities Management-Administration, Pos #10338, start date 1/1/2024)								
W2 - carpenter (CC 01120 - Facilities Management-General Maintenance & Construction, Pos #115502, start date 1/1/2024); HVAC technician (CC 01120 - Facilities Management-General Maintenance & Construction, Pos #07475, start date 1/1/2024); facilities management coordinator (CC 01120, Facilities Management-General Maintenance & Construction, Pos #059980, start date 1/1/2024)								
W5.	New Position Requests	-	292,013	-	-	292,013	-	-
Notes:								
Workforce Enhancements Total		-	893,937	269,828	-	893,937	269,828	-

Capital Requests		FY23 Budget	FY24 Requested	FY24 Recommended	FY24 Approved	Requested Change	Recommended Change	Approved Change
C1.	Facilities Management - Maloof Annex Auditorium Renovation. The original estimate was 5 years old, based only on construction costs. The anticipated FY24 need includes: Architectural and Engineering Design fees, Low Voltage, Fire Suppression, Escalation, and Contingency.	580,000	470,000	470,000	-	-110,000	-110,000	-580,000
C2.	Facilities Management - Juvenile Justice Center Canopy. Need funding for canopy over Judges' Parking located at Juvenile Justice Center.	3,000,000	43,000	43,000	-	-2,957,000	-2,957,000	-3,000,000
C3.	Facilities Management - Boiler Replacements. Replace old heating equipment at Superior Courthouse and Historical Courthouse.	-	340,000	340,000	-	340,000	340,000	-
C4.	Facilities Management - Temporary Meeting Place for Board of Commissioners. Conceptual cost estimate for the demolition and construction of a temporary BOC meeting place in the Maloof Annex at the location that will be vacated by the Property Appraisal/Tax Assessors group next year (\$172,103). IT cost is \$250,000.	-	422,103	422,103	-	422,103	422,103	-
C5.	Facilities Management - Elevator Code Mandate. Meet code and safety requirements for County elevators. All buildings are in need of code update before December 31, 2024.	-	285,900	285,900	-	285,900	285,900	-
C6.	Facilities Management - Fire Headquarter Main Vehicle Gate Replacement. Replace main vehicle gate at 1950 W. Exchange Place to secure the Fire Headquarters vehicle access.	-	45,000	45,000	-	45,000	45,000	-
C7.	Facilities Management - Roads and Drainage Trailers. Need additional funding for unforeseen site work required to meet ADA for associated parking lot and connection of building entrance. Unforeseen DoIT costs to wire entire facility and add all new equipment.	-	100,000	100,000	-	100,000	100,000	-
C8.	Facilities Management - Roads and Drainage Small Engine Shop Facility - Demo. Need funding for Phase 1 which includes demo of existing building.	-	500,000	500,000	-	500,000	500,000	-
C9.	Facilities Management - South DeKalb Beautification and Extension Services Site Development Project. Need funding for buildout, landscaping and trailer relocation costs.	-	2,500,000	2,500,000	-	2,500,000	2,500,000	-
C10.	Facilities Management - Energy Efficiency Audit and Energy Performance Review. Need funding to execute engineering proposal by WSP Inc. for energy usage and energy efficiency assessments.	-	202,000	202,000	-	202,000	202,000	-
C11.	Facilities Management - Energy Efficient Lighting Upgrade - Maloof Building. Need funding to complete efficient lighting upgrade throughout Maloof Building and including stairwell to LED lighting.	-	31,820	31,820	-	31,820	31,820	-
Capital Requests Total		3,580,000	4,939,823	4,939,823	-	1,359,823	1,359,823	-3,580,000

Total Budget		23,668,191	26,197,360	26,306,448	-	2,529,169	2,638,257	-23,668,191
---------------------	--	-------------------	-------------------	-------------------	---	------------------	------------------	--------------------

FAMILY AND CHILDREN SERVICES (07400)
General Fund (100)
 FY24 Budget Request / Recommendation Sheet

Departmental Description

The Office of Child Protection (OCP) includes the following program areas: A) Child Protective Services (CPS) which handles the investigation of child abuse and/or neglect, also provides services to families in which safety threats have been identified but do not rise to the level that the child has to be removed from the home. B) Family Support- includes services to families when an investigation is not warranted. C) Permanency- includes services to children in the custody of the agency as well as their families to promote a positive permanency for the child. D). Adoption- includes identifying families that can provide permanent homes for children who cannot be safely reunited with their parents. E). Supervision of children in After-Care cases. F). Services to unaccompanied refugee minors. G) Emancipation and Independent Living services to youth who reach age 18 and opt into care. H). Development of resource homes for children. I). General Assistance - financial support services to families to prevent homelessness by providing help with rent and utilities.

The Office of Family Independence (OFI) represents a composite of functions, including the provision of financial assistance and social services to eligible DeKalb County residents, as required by law, social workers, and technical staff work within legal mandates to give assistance to eligible families, as well as recovery of fraudulent payments, and counsel families in problem areas falling within our legal mandate to accomplish the work. This program includes the following departments: 1) Temporary Assistance for Needy Families (TANF) 2) Child Care for the underemployed and TANF customers: 3) Medicaid- for the underemployed and TANF recipients, elderly and disabled as well as foster youth, medically needy and indigent pregnant women; 4) Food Stamps; 5) Employability Services and 6) General Assistance.

Common Object Expenditures	FY21 Actual	FY22 Actual	FY23 Budget	FY24 Requested	Requested Change	FY24 Recommended	Recommended Change
57-OTHER COSTS	1,438,220	1,596,078	1,598,220	1,598,220	-	1,598,220	-
Total (\$)	1,438,220	1,596,078	1,598,220	1,598,220	-	1,598,220	-

Cost Center Level Expenditures	FY21 Actual	FY22 Actual	FY23 Budget	FY24 Requested	Requested Change	FY24 Recommended	Recommended Change
07420-Family & Children Services - General Assistance	463,148	424,552	623,148	623,148	-	623,148	-
07430-Family & Children Services - Child Welfare Program	288,096	264,088	288,096	288,096	-	288,096	-
07440-Family & Children Services - Administration & Services	686,976	907,438	686,976	686,976	-	686,976	-
Total (\$)	1,438,220	1,596,078	1,598,220	1,598,220	-	1,598,220	-

Departmental Notes

As a state department, DeKalb's DFCS Office receives funding for 97% of total expenditures from the State of Georgia, and support from DeKalb County accounts for 3%.

DeKalb County has provided additional funding to DFCS for indigent burial costs starting in the 2021 budget.

Base Budget by Object Class/Selected Object Code	FY23 Budget	FY24 Requested	FY24 Recommended	FY24 Approved	Requested Change	Recommended Change	Approved Change
57-OTHER COSTS	1,598,220	1,598,220	1,598,220	-	-	-	-1,598,220
Base Budget (Total)	1,598,220	1,598,220	1,598,220	-	-	-	-1,598,220
Total Budget	1,598,220	1,598,220	1,598,220				-1,598,220

FINANCE (02100)
General Fund (100)
 FY24 Budget Request / Recommendation Sheet

Departmental Description

The Finance Department consists of the Office of the Director, Grants and Capital Division, Treasury Division, Office of the Controller, Division of Compliance, Division of Risk Management and Employee Services funded through the General Fund, and the Utility Customer Operations Division which is funded through the Water & Sewer Fund. The Office of the Director reports to the Chief Executive Officer (CEO) regarding the fiscal status of county-controlled funds and serves in an administrative and advisory capacity on related matters. The Director serves as the Chief Financial Officer to the CEO and the Board of Commissioners.

Common Object Expenditures	FY21 Actual	FY22 Actual	FY23 Budget	FY24 Requested	Requested Change	FY24 Recommended	Recommended Change
51-PERSONAL SERVICES AND EMPLOYEE BENEFITS	4,892,649	4,999,388	6,933,140	7,496,906	8.1%	8,016,595	15.6%
52-PURCHASED / CONTRACTED SERVICES	663,263	1,009,018	1,977,879	1,977,872	-	1,930,904	-2.4%
53-SUPPLIES	52,736	62,987	93,578	96,428	3.0%	59,780	-36.1%
54-CAPITAL OUTLAYS	14,504	14,368	60,975	119,875	96.6%	83,371	36.7%
55-INTERFUND / INTERDEPARTMENTAL CHARGES	28,857	18,588	-17,231	36,303	-310.7%	36,303	-310.7%
70-RETIREMENT SERVICES	-	786,950	977,391	869,679	-11.0%	922,264	-5.6%
Total (\$)	5,652,010	6,891,299	10,025,732	10,597,063	5.7%	11,049,217	10.2%

Cost Center Level Expenditures	FY21 Actual	FY22 Actual	FY23 Budget	FY24 Requested	Requested Change	FY24 Recommended	Recommended Change
02110-Finance - Office Of The Director	871,404	2,057,500	2,880,351	2,648,569	-8.0%	2,761,586	-4.1%
02120-Finance - Accounting Services	1,646,559	1,515,891	2,298,034	2,067,824	-10.0%	2,619,688	14.0%
02122-Finance - Treasury Services	671,932	676,850	1,343,815	1,468,921	9.3%	1,391,569	3.6%
02124-Finance - Records And Microfilming	274,763	346,658	370,071	374,572	1.2%	374,572	1.2%
02134-Finance - Water Sewer Billing Resolution	721	40	-	-	-	-	-
02140-Finance - Internal Audit	336,113	332,378	354,661	410,390	15.7%	410,390	15.7%
02150-Finance - Budget & Grants	727,092	780,908	1,296,650	1,885,251	45.4%	1,795,911	38.5%
02160-Finance - Risk Management	1,123,426	1,181,074	1,482,150	1,741,535	17.5%	1,695,501	14.4%
Total (\$)	5,652,010	6,891,299	10,025,732	10,597,063	5.7%	11,049,217	10.2%

Positions	FY21 Actual	FY22 Actual	FY23 Actual	FY24 Requested	Requested Change	FY24 Recommended	Recommended Change
Filled Positions	60	61	59	82	23	82	23
Funded Positions	61	72	74	82	8	82	8

Notes: 59 filled, 18 vacant, 5 new positions.

Departmental Notes

FY24 funds department requests including contract agreements, supplies, computers, and equipment for new hires. Also, funding related to cost of living and equity adjustments including associated benefits.

FINANCE (02100)
General Fund (100)
 FY24 Budget Request / Recommendation Sheet

Base Budget by Object Class/Selected Object Code	FY23 Budget	FY24 Requested	FY24 Recommended	FY24 Approved	Requested Change	Recommended Change	Approved Change
51-PERSONAL SERVICES AND EMPLOYEE BENEFITS	6,933,140	5,952,498	5,878,498	-	-980,642	-1,054,642	-6,933,140
Salaries	5,144,572	4,561,774	4,561,774	-	-582,798	-582,797	-5,144,572
Salaries - Part Time	41,445	41,445	41,445	-	-	-	-41,445
Salaries - Adjustments	161,036	-	-	-	-161,036	-161,036	-161,036
Salaries - Overtime	15,528	15,528	15,528	-	-	-	-15,528
County Match - Group Insurance	-	29,500	29,500	-	29,500	29,500	-
County Match - Grp Ins - Allocated	995,625	826,000	752,000	-	-169,625	-243,625	-995,625
County Match - FICA	391,368	340,442	340,442	-	-50,926	-50,926	-391,368
401(A) Employer Contribution	83,843	70,787	70,787	-	-13,056	-13,056	-83,843
Workers Compensation	94,719	62,017	62,017	-	-32,702	-32,702	-94,719
Allowance - Automobile	5,004	5,004	5,004	-	-	-	-5,004
Notes: Base budget includes 59 positions.							
52-PURCHASED / CONTRACTED SERVICES	1,977,879	1,557,879	1,453,943	-	-420,000	-523,936	-1,977,879
53-SUPPLIES	93,578	93,578	56,930	-	-	-36,648	-93,578
54-CAPITAL OUTLAYS	60,975	60,975	24,471	-	-	-36,504	-60,975
55-INTERFUND / INTERDEPARTMENTAL CHARGES	-17,231	36,303	36,303	-	53,534	53,534	17,231
70-RETIREMENT SERVICES	977,391	869,679	922,264	-	-107,712	-55,127	-977,391
Base Budget (Total)	10,025,732	8,570,912	8,372,409	-	-1,454,820	-1,653,323	-10,025,732

Base Adjustments	FY23 Budget	FY24 Requested	FY24 Recommended	FY24 Approved	Requested Change	Recommended Change	Approved Change
B1. Temporary Services (Finance - Accounting Services). Temporary Personnel Services - due to increased vacancies, temporary staffing is needed to fill in the gap until positions can be filled.	-	-	56,968	-	-	56,968	-
B2. Asset Inventory Management (Finance - Accounting Services). Other Professional Services - to fund the capital asset inventory management system.	-	193,073	193,073	-	193,073	193,073	-
Base Adjustments Total	-	193,073	250,041	-	193,073	250,041	-

Operating Enhancements	FY23 Budget	FY24 Requested	FY24 Recommended	FY24 Approved	Requested Change	Recommended Change	Approved Change
O1. Conduct an operational and performance assessment for certain areas of the Finance Department (Finance - Office of the Director). Other Professional Services - requested by Chief Operating Officer and Chief Financial Officer to determine opportunities for increased efficiencies.	-	109,420	109,420	-	109,420	109,420	-
O2. IT equipment (Finance - Treasury Services). Computer Equipment - three laptops and twelve monitors for additional employees.	-	7,500	7,500	-	7,500	7,500	-
O3. Furniture (Finance - Budget & Grants). Other Equipment - furniture to reconfigure working areas for employees.	-	6,000	6,000	-	6,000	6,000	-
O4. In-grade Adjustments (Finance - Risk Management). Salary Adjustments - for the retention of staff.	-	26,318	-	-	26,318	-	-
O5. Executive Leadership Performance Measurement Training (Finance - Office of the Director). Other Professional Services - requested by the Chief Financial Officer to enhance staff effectiveness and efficiency.	-	90,000	90,000	-	90,000	90,000	-
O6. Salary adjustments approved in FY23 (Finance - Treasury Services). Salary Adjustments - approved salary increases due to increased responsibilities and salary equity.	-	35,796	35,796	-	35,796	35,796	-

FINANCE (02100)
General Fund (100)
 FY24 Budget Request / Recommendation Sheet

O7.	Computer Refresh (Finance - Office of the Director). Upgrade 6 laptops and 4 printers.	-	15,400	15,400	-	15,400	15,400	-
O8.	Copier (Finance - Office of the Director). Lease Purchase of Equipment - replacement copier for the floor of the Chief Finance Officer's office which is also shared with all departments on this floor. The current copier is not fully functional over 70% of the time which inhibits productions.	-	9,500	9,500	-	9,500	9,500	-
O9.	Cost of living adjustment (COLA). 4% COLA effective July 1, 2024.	-	-	98,538	-	-	98,538	-
Operating Enhancements Total		-	299,934	372,154	-	299,934	372,154	-

Workforce Enhancements		FY23 Budget	FY24 Requested	FY24 Recommended	FY24 Approved	Requested Change	Recommended Change	Approved Change
W1.	Existing Vacancies	-	7,500	528,969	-	7,500	528,969	-
W2.	Existing Vacancies	-	243,376	243,376	-	243,376	243,376	-
W3.	Existing Vacancies	-	697,457	697,457	-	697,457	697,457	-
W4.	Existing Vacancies	-	75,281	75,281	-	75,281	75,281	-
Notes: W1 - 2 Accounting Technician, Seniors (CC 02120 - Accounting Services, Pos# 00261 and #10807, start date 4/1/24); 1 Management Analyst II (CC02120 - Accounting Services, Pos# 00322, start date 1/1/24); 1 Administrative Support Manager (CC 02120 - Accounting Services, Pos# 15796, start date 1/1/24); 2 Accountants (CC 02120 - Accounting Services Pos# 999191 and 999192, start date 1/1/24 and 4/1/24); W2 - 2 Accounting Technician, Seniors (CC 02122 - Treasury Services, Pos# 00280 and 05383, start date 1/1/24); Accountant, Senior (CC 02122 - Treasury, Pos # 11494, start date 1/1/24); W3 - 1 Management Analyst II (CC 02150 - Budget & Grants, Pos# 15119, start date 1/1/24); 1 Budget & Management Analyst, Sr (CC 02150 - Budget & Grants, Pos# 17294); 1 Internal Auditor, Principal (CC 02150 - Budget & Grants, Pos# 999190, start date 1/1/24); Grants Services Administrator (CC 02150 - Budget & Grants, Pos# 999193, start date 1/1/24); Management Analyst I (CC 02150 - Budget & Grants, Pos# 999194, start date 1/1/24); Grants Coordinator (CC 02150 - Budget & Grants, Pos# 999556, start date 1/1/24); Payroll/Personnel Asst Lead (CC 02160 - Risk Management, start date 1/1/24); Business Process Consultant (CC 02160 - Risk Management, start date 4/1/24)								
W6.	New Position Requests	-	114,391	114,391	-	114,391	114,391	-
W7.	New Position Requests	-	314,465	314,465	-	314,465	314,465	-
W8.	New Position Requests	-	80,675	80,675	-	80,675	80,675	-
Notes: W5 - 1 Fiscal Officer, Senior (CC 02120 - Accounting Services, Pos# TBD, start date 1/1/24); W6 - Accountant, Senior (CC 02150 - Budget & Grants, Pos# TBD, start date 1/1/24); Budget & Management Analyst, Sr (CC 02150 - Budget & Grants, Pos# TBD, start date 1/1/24); Internal Auditor, Senior (CC 02150 - Budget & Grants, Pos# TBD, start date 1/1/24); W7 - Benefits Specialist, Senior (CC 02160 - Risk Management, Pos# TBD, start date 1/1/24)								
Workforce Enhancements Total		-	1,533,144	2,054,614	-	1,533,144	2,054,614	-

Total Budget		10,025,732	10,597,063	11,049,217		571,331	1,023,485	-10,025,732
---------------------	--	-------------------	-------------------	-------------------	--	----------------	------------------	--------------------

FINANCE (02100)
Water & Sewer - Operating Fund (511)
 FY24 Budget Request / Recommendation Sheet

Departmental Description

The Finance Department consists of the Office of the Director, Grants and Capital Division, Treasury Division, Office of the Controller, Division of Compliance, Division of Risk Management and Employee Services funded through the General Fund, and the Utility Customer Operations Division which is funded through the Water & Sewer Fund. The Office of the Director reports to the Chief Executive Officer (CEO) regarding the fiscal status of county-controlled funds and serves in an administrative and advisory capacity on related matters. The Director serves as the Chief Financial Officer to the CEO and the Board of Commissioners.

Common Object Expenditures	FY21 Actual	FY22 Actual	FY23 Budget	FY24 Requested	Requested Change	FY24 Recommended	Recommended Change
51-PERSONAL SERVICES AND EMPLOYEE BENEFITS	5,987,949	5,813,283	10,304,329	9,315,786	-9.6%	9,281,552	-9.9%
52-PURCHASED / CONTRACTED SERVICES	2,701,605	4,474,332	10,446,461	14,720,604	40.9%	14,876,404	42.4%
53-SUPPLIES	30,939	32,246	145,797	148,743	2.0%	148,743	2.0%
54-CAPITAL OUTLAYS	3,062	16,028	242,576	242,576	-	242,576	-
70-RETIREMENT SERVICES	-	743,442	892,133	882,675	-1.1%	936,045	4.9%
Total (\$)	8,723,555	11,079,331	22,031,296	25,310,384	14.9%	25,485,320	15.7%

Cost Center Level Expenditures	FY21 Actual	FY22 Actual	FY23 Budget	FY24 Requested	Requested Change	FY24 Recommended	Recommended Change
02132-Finance-Utility Customer Operations	7,885,163	10,413,778	19,023,336	23,634,919	24.2%	23,809,855	25.2%
02134-Finance - Water Sewer Billing Resolution	838,392	665,553	3,007,960	1,675,465	-44.3%	1,675,465	-44.3%
Total (\$)	8,723,555	11,079,331	22,031,296	25,310,384	14.9%	25,485,320	15.7%

Positions	FY21 Actual	FY22 Actual	FY23 Actual	FY24 Requested	Requested Change	FY24 Recommended	Recommended Change
Filled Positions	103	106	92	142	50	134	42
Funded Positions	103	106	140	142	2	134	-6

Notes: 92 filled, 41 vacant, and 1 new position.

Departmental Notes

FY24 funds department requests including contract agreements, supplies, computers, and equipment for new hires. Also, funding related to cost of living and equity adjustments including associated benefits.

FINANCE (02100)
Water & Sewer - Operating Fund (511)
 FY24 Budget Request / Recommendation Sheet

Base Budget by Object Class/Selected Object Code	FY23 Budget	FY24 Requested	FY24 Recommended	FY24 Approved	Requested Change	Recommended Change	Approved Change
51-PERSONAL SERVICES AND EMPLOYEE BENEFITS	10,304,329	6,447,640	6,307,640	-	-3,856,689	-3,996,689	-10,304,329
Salaries	7,077,466	4,446,198	4,446,198	-	-2,631,268	-2,631,268	-7,077,466
Salaries - Adjustments	106,258	-	-	-	-106,258	-106,258	-106,258
Salaries - Temporary	14,550	14,550	14,550	-	-	-	-14,550
Salaries - Overtime	189,754	189,754	189,754	-	-	-	-189,754
County Match - Group Insurance	71,106	7,492	7,492	-	-63,614	-63,614	-71,106
County Match - Grp Ins - Allocated	1,972,500	1,288,000	1,148,000	-	-684,500	-824,500	-1,972,500
County Match - FICA	538,459	340,134	340,134	-	-198,325	-198,325	-538,459
County Match - Pension	31,225	-	-	-	-31,225	-31,225	-31,225
401(A) Employer Contribution	193,897	117,662	117,662	-	-76,235	-76,235	-193,897
Workers Compensation	107,158	41,894	41,894	-	-65,264	-65,264	-107,158
Allowance - Clothing	1,452	1,452	1,452	-	-	-	-1,452
TUITION REIMBURSEMENT	504	504	504	-	-	-	-504
Notes: Base budget includes 92 positions.							
52-PURCHASED / CONTRACTED SERVICES	10,446,461	10,824,016	10,979,816	-	377,555	533,355	-10,446,461
53-SUPPLIES	145,797	148,743	148,743	-	2,946	2,946	-145,797
54-CAPITAL OUTLAYS	242,576	242,576	242,576	-	-	-	-242,576
70-RETIREMENT SERVICES	892,133	882,675	936,045	-	-9,458	43,912	-892,133
Base Budget (Total)	22,031,296	18,545,650	18,614,820	-	-3,485,646	-3,416,476	-22,031,296

Operating Enhancements		FY23 Budget	FY24 Requested	FY24 Recommended	FY24 Approved	Requested Change	Recommended Change	Approved Change
O1.	Utility Revenue Management (URM) contract # 1216193 (Finance - Utility Customer Operations). Other Professional Services - additional funding for the revenue recovery audit - billing system service invoices that average \$378k per month.	-	301,375	301,375	-	301,375	301,375	-
O2.	New Billing Software - Adapt to Solve (Finance - Utility Customer Operations). Maintenance and Repair Services - to cover the maintenance for 2024.	-	525,680	525,680	-	525,680	525,680	-
O3.	Long Distance (Finance - Utility Customer Operations). Telephone - Long Distance - additional funding needed for long-distance calls made in the call center.	-	8,836	8,836	-	8,836	8,836	-
O4.	Wells Fargo and Remitco lock box annual charges (Finance - Utility Customer Operations). Bank Service Charges - for Brinks 10% increase effective January 2024 and the contract increase of \$60,697 for Wells Fargo and Remitco.	-	60,697	60,697	-	60,697	60,697	-
O5.	Lexis Nexis- Virtual Check (Finance - Utility Customer Operations). Bank Service Charges - to cover the January and February 2024 payment at \$300k per month (total \$600k).	-	600,000	600,000	-	600,000	600,000	-
O6.	Invoice Cloud- new Virtual Check (Finance - Utility Customer Operations). Bank Service Charges - to cover Cloud (the new Vital check) estimate for March-December 2024.	-	2,400,000	2,400,000	-	2,400,000	2,400,000	-
O7.	Cost of living adjustment (COLA). 4% COLA effective July 1, 2024.	-	-	105,766	-	-	105,766	-
Operating Enhancements Total		-	3,896,588	4,002,354	-	3,896,588	4,002,354	-

FINANCE (02100)
Water & Sewer - Operating Fund (511)
 FY24 Budget Request / Recommendation Sheet

Workforce Enhancements		FY23 Budget	FY24 Requested	FY24 Recommended	FY24 Approved	Requested Change	Recommended Change	Approved Change
W1.	Existing Vacancies	-	2,769,939	2,769,939	-	2,769,939	2,769,939	-
Notes: W1 - 2 Accounting Technician, Seniors (CC 02132 - Utility Customer Operations, Pos# 05375 and 16181, start date 1/1/24); 2 Assistant Director, W&S Utility (CC 02132 - Utility Customer Operations, Pos# 00497 and 15351, start date 1/1/24); 2 Billing Analysts (CC 02132 - Utility Customer Operations, Pos# 15337 and 15341, start date 1/1/24); 6 Billing Specialists (CC 02132 - Utility Customer Operations, Pos# 15229, 15238, 15239, 15243, 15340 and 15342, start date 1/1/24); 4 Collections Analysts (CC 02132 - Utility Customer Operations, Pos# 15051, 15343, 15344, 15346, start date 1/1/24); 3 Collections Specialists (CC 02132 - Utility Customer Operations, Pos# 15052, 15349 and 15350, start date 1/1/24); 2 Customer Care Rep Senior, (CC 02132 - Utility Customer Operations, Pos# 15359 and 15361, start date 1/1/24); 15 Customer Care Representatives (CC 02132 - Utility Customer Operations, Pos# 00184, 00254, 00539, 03162, 03163, 07877, 15059, 15061, 16165, 16166, 16169, 16170, 17204, 17206, 17210, 02048, start date 1/1/24); 2 Fiscal Assistants (CC 02132 - Utility Customer Operations, Pos# 15258 and 15259, start date 1/1/24); 1 Issue Resolution & Quality Coordinator (CC 02132 - Utility Customer Operations, Pos# 15450, start date 1/1/24); Ops Analyst, W&S Utility Cust (CC 02132 - Utility Customer Operations, Pos# 15334, start date 1/1/24)								
W3.	New Position Requests	-	98,207	98,207	-	98,207	98,207	-
Notes: W2 - 1 Ops Analyst, W&S Utility Cust (CC 02134 - Water Sewer Billing Resolution, Pos# TBD, start date 1/1/24)								
Workforce Enhancements Total		-	2,868,146	2,868,146	-	2,868,146	2,868,146	-
Total Budget		22,031,296	25,310,384	25,485,320		3,279,088	3,454,024	-22,031,296

FIRE & RESCUE SERVICES (04900)
Fire Fund (270)
 FY24 Budget Request / Recommendation Sheet

Departmental Description
 DeKalb County Fire Rescue Department is a modern, all-hazards organization that provides emergency response to medical emergencies, fire emergencies, hazardous materials incidents, technical rescue, aircraft distress, tactical emergencies and special weapons and tactics medic operations at the highest level.

Common Object Expenditures	FY21 Actual	FY22 Actual	FY23 Budget	FY24 Requested	Requested Change	FY24 Recommended	Recommended Change
51-PERSONAL SERVICES AND EMPLOYEE BENEFITS	47,085,194	51,560,128	61,595,601	63,976,183	3.9%	63,858,000	3.7%
52-PURCHASED / CONTRACTED SERVICES	1,240,721	2,098,785	3,969,821	4,110,712	3.5%	4,110,712	3.5%
53-SUPPLIES	2,537,651	3,226,530	4,216,234	4,463,963	5.9%	4,338,963	2.9%
54-CAPITAL OUTLAYS	239,383	95,967	576,728	1,459,176	153.0%	1,434,626	148.8%
55-INTERFUND / INTERDEPARTMENTAL CHARGES	9,749,283	8,469,591	14,745,194	11,178,939	-24.2%	11,178,939	-24.2%
57-OTHER COSTS	-	-	2,800	2,820	0.7%	2,820	0.7%
61-OTHER FINANCING USES	1,745,812	5,862,800	193,927	1,280,000	560.0%	180,000	-7.2%
70-RETIREMENT SERVICES	-	6,956,790	8,640,334	8,025,457	-7.1%	8,510,711	-1.5%
Total (\$)	62,598,044	78,270,590	93,940,639	94,497,250	0.6%	93,614,771	-0.3%

Cost Center Level Expenditures	FY21 Actual	FY22 Actual	FY23 Budget	FY24 Requested	Requested Change	FY24 Recommended	Recommended Change
04922-Fire & Rescue Services - Training	18,038	16,467	19,677	4,392	-77.7%	4,392	-77.7%
04923-Fire & Rescue Services - Administration	7,591	6,900	8,282	-	-100.0%	-	-100.0%
04925-Fire & Rescue Services - Operations	62,569,770	78,247,223	93,912,680	94,492,858	0.6%	93,610,379	-0.3%
04930-Fire & Rescue Services - Rescue Services	2,645	-	-	-	-	-	-
Total (\$)	62,598,044	78,270,590	93,940,639	94,497,250	0.6%	93,614,771	-0.3%

Positions	FY21 Actual	FY22 Actual	FY23 Actual	FY24 Requested	Requested Change	FY24 Recommended	Recommended Change
Filled Positions	599	610	621	743	122	743	122
Funded Positions	737	740	715	743	28	743	28

Notes: 621 filled positions, 87 vacant positions, 35 new positions.

Departmental Notes
 The Department is currently recognize by the Insurance Services Office (ISO) as being an ISO Class 2 Fire Department which places DeKalb county in the top three percent of recognized fire departments in the United States. The department provides countywide coverage with twenty six (26) fire stations and utilize 62 emergency response units strategically located across DeKalb County. Other programs provided by Fire Rescue include administration and enforcement of fire related statutes and ordinances fire investigations and educating the public on fire prevention fire safety and injury prevention.

FIRE & RESCUE SERVICES (04900)
Fire Fund (270)
 FY24 Budget Request / Recommendation Sheet

Base Budget by Object Class/Selected Object Code	FY23 Budget	FY24 Requested	FY24 Recommended	FY24 Approved	Requested Change	Recommended Change	Approved Change
51-PERSONAL SERVICES AND EMPLOYEE BENEFITS	61,595,601	54,933,934	54,218,934	-	-6,661,667	-7,376,667	-61,595,601
Salaries	43,268,424	41,480,382	41,480,382	-	-1,788,042	-1,788,042	-43,268,424
Salaries - Adjustments	3,069,388	-	-	-	-3,069,388	-3,069,388	-3,069,388
Salaries - Overtime	302,496	302,496	302,496	-	-	-	-302,496
County Match - Grp Ins - Allocated	9,299,250	8,383,500	7,668,500	-	-915,750	-1,630,750	-9,299,250
County Match - FICA	3,311,155	3,171,566	3,171,566	-	-139,589	-139,589	-3,311,155
County Match - Other Pension	321,192	321,192	321,192	-	-	-	-321,192
401(A) Employer Contribution	530,297	483,488	483,488	-	-46,809	-46,809	-530,297
Workers Compensation	1,396,487	708,309	708,309	-	-688,178	-688,178	-1,396,487
Allowance - Clothing	2,916	3,000	3,000	-	84	84	-2,916
TUITION REIMBURSEMENT	93,996	80,000	80,000	-	-13,996	-13,996	-93,996
52-PURCHASED / CONTRACTED SERVICES	3,969,821	3,710,712	3,710,712	-	-259,109	-259,109	-3,969,821
53-SUPPLIES	4,216,234	3,825,963	3,700,963	-	-390,271	-515,271	-4,216,234
54-CAPITAL OUTLAYS	576,728	910,000	885,450	-	333,272	308,722	-576,728
55-INTERFUND / INTERDEPARTMENTAL CHARGES	14,745,194	11,068,939	11,068,939	-	-3,676,255	-3,676,255	-14,745,194
57-OTHER COSTS	2,800	2,820	2,820	-	20	20	-2,800
61-OTHER FINANCING USES	193,927	180,000	180,000	-	-13,927	-13,927	-193,927
70-RETIREMENT SERVICES	8,640,334	8,025,457	8,510,711	-	-614,877	-129,623	-8,640,334
Base Budget (Total)	93,940,639	82,657,825	82,278,529	-	-11,282,814	-11,662,110	-93,940,639

Operating Enhancements		FY23 Budget	FY24 Requested	FY24 Recommended	FY24 Approved	Requested Change	Recommended Change	Approved Change
O1.	Fire Rescue Vehicle Equipment Accessories. (Fire - Operations). In FY24 a major change will occur related to vehicle replacements/additions. In the past the cost of outfitting equipment was included in the replacement/addition cost interfund/interdepartmental accounts. This included such things as hoses, ladders, jaws of life, etc. Moving forward the department will have to purchase and have these items installed professionally thru established contracts for purchase/services. By purchasing directly from vendors, cost savings will be realized.	-	1,259,176	1,259,176	-	1,259,176	1,259,176	-
O2.	Fire Rescue Addition to Fleet. (Fire - Operations). In FY23 2 positions were added to assist with the increase of care and maintenance of the facilities. These positions require trucks in order to facilitate daily requirements.	-	110,000	110,000	-	110,000	110,000	-
O3.	Fire Rescue Overtime. (Fire - Operations). In December FY22 to current, the department began to look at ways to address staffing shortages and response time for providing Fire Rescue Services to the citizens of Dekalb. This has been accomplished by augmenting 10 personnel per shift. As we continue to build additional stations and provide response for service we wish to continue this process into FY24.	-	1,226,300	1,226,300	-	1,226,300	1,226,300	-
O4.	Mobile Fire Safety House. (Fire - Operations). To replace outdated equipment by providing an interactive fire safety training mobile unit (Trailer Building) to provide educational instruction for fire prevention.	-	300,000	300,000	-	300,000	300,000	-
O5.	Cost of living adjustment (COLA). 4% COLA effective July 1, 2024.	-	-	911,207	-	-	911,207	-
Operating Enhancements Total		-	2,895,476	3,806,683	-	2,895,476	3,806,683	-

FIRE & RESCUE SERVICES (04900)
Fire Fund (270)
 FY24 Budget Request / Recommendation Sheet

Workforce Enhancements		FY23 Budget	FY24 Requested	FY24 Recommended	FY24 Approved	Requested Change	Recommended Change	Approved Change
W1.	Existing Vacancies	-	5,874,578	5,560,189	-	5,874,578	5,560,189	-
Notes: 87 various existing positions.								
W3.	New Position Requests	-	1,969,371	1,969,371	-	1,969,371	1,969,371	-
Notes: 35 various new positions.								
Workforce Enhancements Total		-	7,843,949	7,529,559	-	7,843,949	7,529,559	-
Total Budget		93,940,639	93,397,250	93,614,771		-543,389	-325,868	-93,940,639

FIRE & RESCUE SERVICES (04900)
General Fund (100)
 FY24 Budget Request / Recommendation Sheet

Departmental Description
 DeKalb County Fire Rescue Department is a modern, all-hazards organization that provides emergency response to medical emergencies, fire emergencies, hazardous materials incidents, technical rescue, aircraft distress, tactical emergencies and special weapons and tactics medic operations at the highest level.

Common Object Expenditures	FY21 Actual	FY22 Actual	FY23 Budget	FY24 Requested	Requested Change	FY24 Recommended	Recommended Change
51-PERSONAL SERVICES AND EMPLOYEE BENEFITS	1,752,150	1,334,670	3,930,669	7,002,147	78.1%	5,806,639	47.7%
52-PURCHASED / CONTRACTED SERVICES	114,120	17,937	146,900	157,400	7.1%	116,900	-20.4%
53-SUPPLIES	348,930	296,685	676,912	1,704,074	151.7%	1,062,616	57.0%
54-CAPITAL OUTLAYS	147,051	68,680	249,197	267,957	7.5%	267,957	7.5%
55-INTERFUND / INTERDEPARTMENTAL CHARGES	4,664	4,240	518,800	1,755,096	238.3%	1,755,088	238.3%
61-OTHER FINANCING USES	993,295	903,000	1,083,600	-	-100.0%	-	-100.0%
70-RETIREMENT SERVICES	-	132,701	164,816	313,240	90.1%	322,180	95.5%
Total (\$)	3,360,210	2,757,913	6,770,894	11,199,914	65.4%	9,331,380	37.8%

Cost Center Level Expenditures	FY21 Actual	FY22 Actual	FY23 Budget	FY24 Requested	Requested Change	FY24 Recommended	Recommended Change
04930-Fire & Rescue Services - Rescue Services	3,360,210	2,757,913	6,770,894	11,199,914	65.4%	9,331,380	37.8%
Total (\$)	3,360,210	2,757,913	6,770,894	11,199,914	65.4%	9,331,380	37.8%

Positions	FY21 Actual	FY22 Actual	FY23 Actual	FY24 Requested	Requested Change	FY24 Recommended	Recommended Change
Filled Positions	18	23	48	104	56	79	31
Funded Positions	53	53	58	104	46	79	21

Notes: 48 filled, 11 vacant, 20 new positions.

Departmental Notes
 The Department is currently recognize by the Insurance Services Office (ISO) as being an ISO Class 2 Fire Department which places DeKalb county in the top three percent of recognized fire departments in the United States. The department provides countywide coverage with twenty six (26) fire stations and utilize 62 emergency response units strategically located across DeKalb County. Other programs provided by Fire Rescue include administration and enforcement of fire related statutes and ordinances fire investigations and educating the public on fire prevention fire safety and injury prevention.

FIRE & RESCUE SERVICES (04900)
General Fund (100)
 FY24 Budget Request / Recommendation Sheet

Base Budget by Object Class/Selected Object Code	FY23 Budget	FY24 Requested	FY24 Recommended	FY24 Approved	Requested Change	Recommended Change	Approved Change
51-PERSONAL SERVICES AND EMPLOYEE BENEFITS	3,930,669	3,758,414	3,700,414	-	-172,255	-230,255	-3,930,669
Salaries	2,800,373	2,722,884	2,722,884	-	-77,489	-77,489	-2,800,373
Salaries - Adjustments	34,485	-	-	-	-34,485	-34,485	-34,485
Salaries - Overtime	-	60,000	60,000	-	60,000	60,000	-
County Match - Grp Ins - Allocated	664,875	672,000	614,000	-	7,125	-50,875	-664,875
County Match - FICA	214,229	208,301	208,301	-	-5,928	-5,928	-214,229
401(A) Employer Contribution	84,011	81,687	81,687	-	-2,325	-2,325	-84,011
Workers Compensation	132,696	3,543	3,543	-	-129,153	-129,153	-132,696
TUITION REIMBURSEMENT	-	10,000	10,000	-	10,000	10,000	-
52-PURCHASED / CONTRACTED SERVICES	146,900	86,900	96,900	-	-60,000	-50,000	-146,900
53-SUPPLIES	676,912	280,616	280,616	-	-396,296	-396,296	-676,912
54-CAPITAL OUTLAYS	249,197	249,197	249,197	-	-	-	-249,197
55-INTERFUND / INTERDEPARTMENTAL CHARGES	518,800	5,096	5,088	-	-513,704	-513,712	-518,800
61-OTHER FINANCING USES	1,083,600	-	-	-	-1,083,600	-1,083,600	-1,083,600
70-RETIREMENT SERVICES	164,816	313,240	322,180	-	148,424	157,364	-164,816
Base Budget (Total)	6,770,894	4,693,463	4,654,395	-	-2,077,431	-2,116,499	-6,770,894

Operating Enhancements	FY23 Budget	FY24 Requested	FY24 Recommended	FY24 Approved	Requested Change	Recommended Change	Approved Change
O1. Cost of living adjustment (COLA). 4% COLA effective July 1, 2024.	-	-	62,511	-	-	62,511	-
Operating Enhancements Total	-	-	62,511	-	-	62,511	-

Workforce Enhancements	FY23 Budget	FY24 Requested	FY24 Recommended	FY24 Approved	Requested Change	Recommended Change	Approved Change
W1. Existing Vacancies	-	742,829	793,378	-	742,829	793,378	-
Notes: W1 - (CC 04930 3 EMT, Pos #01974, 16287, 17283, start date 1/1/2024 - 8 Paramedics, start date, 4/1/2024)							
W3. New Position Requests	-	5,071,664	3,821,096	-	5,071,664	3,821,096	-
Notes: W2 - (CC04930 - 7 EMT, start date 5/1/2024 - 8 Paramedics, start date 5/1/2024 - 5 Nurse Practitioner, start date 1/1/2024)							
Workforce Enhancements Total	-	5,814,493	4,614,474	-	5,814,493	4,614,474	-

Total Budget	6,770,894	10,507,956	9,331,380	-	3,737,062	2,560,486	-6,770,894
---------------------	------------------	-------------------	------------------	----------	------------------	------------------	-------------------

FLEET MANAGEMENT (01200)
Vehicle Maintenance Fund (611)
 FY24 Budget Request / Recommendation Sheet

Departmental Description

Comprised of six (6) Organizational Divisions: 1) Administrative Division - responsible for personnel, fuel operations and accounting functions. 2) Automotive Division - responsible for all cars and pick up trucks with gross vehicle weights of 13,000 lbs. and below, and fuel services. 3) Heavy Equipment - responsible for off-road equipment, all vehicles located at Seminole Landfill and Body Shop Services. 4) Heavy Truck Division - responsible for all trucks with a gross weight of 13,000 lbs and above, Welding Shop and Heavy Truck Lubrication Services. 5) Fire Rescue Division - responsible for Fire and Rescue vehicles and equipment with a gross weight of 13,000 lbs above. 6) Services Division - responsible for the Tire Shop and Parts Operation.

Common Object Expenditures	FY21 Actual	FY22 Actual	FY23 Budget	FY24 Requested	Requested Change	FY24 Recommended	Recommended Change
51-PERSONAL SERVICES AND EMPLOYEE BENEFITS	9,575,340	9,287,238	10,864,851	12,721,695	17.1%	12,687,105	16.8%
52-PURCHASED / CONTRACTED SERVICES	4,795,658	5,041,327	6,005,908	7,855,908	30.8%	7,307,088	21.7%
53-SUPPLIES	11,671,532	12,728,394	13,701,129	14,556,129	6.2%	15,717,041	14.7%
54-CAPITAL OUTLAYS	2,960	14,754	5,400	5,400	-	5,400	-
55-INTERFUND / INTERDEPARTMENTAL CHARGES	2,500,250	2,606,587	2,481,538	3,121,801	25.8%	3,121,801	25.8%
61-OTHER FINANCING USES	-	-	-	95,000	-	-	-
70-RETIREMENT SERVICES	1,295,096	1,311,352	1,628,701	1,431,726	-12.1%	1,518,294	-6.8%
Total (\$)	29,840,836	30,989,653	34,687,527	39,787,659	14.7%	40,356,729	16.3%

Cost Center Level Expenditures	FY21 Actual	FY22 Actual	FY23 Budget	FY24 Requested	Requested Change	FY24 Recommended	Recommended Change
01210-Fleet Management	29,828,859	30,956,012	34,663,906	39,753,036	14.7%	40,322,106	16.3%
01220-Fleet Management Motor Pool	11,977	33,641	23,621	34,623	46.6%	34,623	46.6%
Total (\$)	29,840,836	30,989,653	34,687,527	39,787,659	14.7%	40,356,729	16.3%

Positions	FY21 Actual	FY22 Actual	FY23 Actual	FY24 Requested	Requested Change	FY24 Recommended	Recommended Change
Filled Positions	130	132	134	163	29	163	29
Funded Positions	130	132	144	163	19	163	19

Notes: 134 Filled positions, 11 vacant positions, and 18 new positions.

Departmental Notes

Fleet Management is requesting to fill existing vacancies to handle the post pandemic workload.

FLEET MANAGEMENT (01200)
Vehicle Maintenance Fund (611)
 FY24 Budget Request / Recommendation Sheet

Base Budget by Object Class/Selected Object Code	FY23 Budget	FY24 Requested	FY24 Recommended	FY24 Approved	Requested Change	Recommended Change	Approved Change
51-PERSONAL SERVICES AND EMPLOYEE BENEFITS	10,864,851	10,992,041	10,848,041	-	127,190	-16,810	-10,864,851
Salaries	7,460,312	7,666,510	7,666,510	-	206,198	206,198	-7,460,312
Salaries- Attendance Incentive	15,732	15,732	15,732	-	-	-	-15,732
Salaries - Adjustments	266,524	266,524	266,524	-	-	-	-266,524
Salaries - Overtime	239,748	239,748	239,748	-	-	-	-239,748
County Match - Group Insurance	37,344	37,344	37,344	-	-	-	-37,344
County Match - Grp Ins - Allocated	1,886,625	1,876,000	1,732,000	-	-10,625	-154,625	-1,886,625
County Match - FICA	570,714	586,488	586,488	-	15,774	15,774	-570,714
401(A) Employer Contribution	111,296	116,387	116,387	-	5,091	5,091	-111,296
Unemployment Compensation	8,987	8,350	8,350	-	-637	-637	-8,987
Workers Compensation	267,569	178,958	178,958	-	-88,611	-88,611	-267,569
52-PURCHASED / CONTRACTED SERVICES	6,005,908	6,005,908	6,657,088	-	-	651,180	-6,005,908
53-SUPPLIES	13,701,129	13,701,129	14,947,041	-	-	1,245,912	-13,701,129
54-CAPITAL OUTLAYS	5,400	5,400	5,400	-	-	-	-5,400
55-INTERFUND / INTERDEPARTMENTAL CHARGES	2,481,538	3,121,801	3,121,801	-	640,263	640,263	-2,481,538
70-RETIREMENT SERVICES	1,628,701	1,431,726	1,518,294	-	-196,975	-110,407	-1,628,701
Base Budget (Total)	34,687,527	35,258,005	37,097,665	-	570,478	2,410,138	-34,687,527

Base Adjustments	FY23 Budget	FY24 Requested	FY24 Recommended	FY24 Approved	Requested Change	Recommended Change	Approved Change
B1. Security Services Contract Purchasing agreed to increase the security vendor contract from \$15 to \$26 hourly. Creating an increase in cost for the service.	-	50,000	50,000	-	50,000	50,000	-
B2. Maintenance & Repairs Services Contract Due to continual rising cost for service, labor, and material, the overall cost to do business has increased for maintenance and repairs.	-	1,800,000	600,000	-	1,800,000	600,000	-
B3. Uniform & Clothing This line item was reduced a few years ago & each year the cost far exceeds the budgeted amount. This line item represents about 90 technicians & an increase in the budget is required to accommodate the staff represented,	-	20,000	20,000	-	20,000	20,000	-
B4. Tools & Small Equipment This line item was drastically reduced a few years ago & each year the cost far exceeds the budgeted amount (Expenses over by 622.6%). Requesting to reconsider adding funds back to this line item for the purchase of required shop tools & equipment to stay up-to-date on tools & equipment required for daily operations within the shops.	-	40,000	40,000	-	40,000	40,000	-
B5. Parts & Tires Rising cost of tires & parts due to supply chain issues, shipping & global economic volatility. Tire prices are tied to oil prices, rubber demands, overseas transportation, etc. So, with additions to the fleet and maintaining old units, an increase is necessary to keep up with the high repair & maintenance demands.	-	785,000	700,000	-	785,000	700,000	-
Base Adjustments Total	-	2,695,000	1,410,000	-	2,695,000	1,410,000	-

Operating Enhancements	FY23 Budget	FY24 Requested	FY24 Recommended	FY24 Approved	Requested Change	Recommended Change	Approved Change
O1. Cost of living adjustment (COLA). 4% COLA effective July 1, 2024.	-	-	175,682	-	-	175,682	-
Operating Enhancements Total	-	-	175,682	-	-	175,682	-

FLEET MANAGEMENT (01200)
Vehicle Maintenance Fund (611)
 FY24 Budget Request / Recommendation Sheet

Workforce Enhancements		FY23 Budget	FY24 Requested	FY24 Recommended	FY24 Approved	Requested Change	Recommended Change	Approved Change
W1.	Existing Vacancies	-	714,676	714,676	-	714,676	714,676	-
Notes: 2 Office Assistants, Apprentice, Payroll / Personel Assistant, 2 Accounting Technician, 5 Fleet Maintenance positions								
W3.	New Position Requests	-	958,706	958,706	-	958,706	958,706	-
Notes: Administrative Specialist, 2 Parts Technician, 2 Apprentice, Fleet Maintenance Tech II, Fleet Maintenance Tech III, Supervisor, Fleet Maintenance, 10 Fleet Maintenance Tech IV positions								
Workforce Enhancements Total		-	1,673,382	1,673,382	-	1,673,382	1,673,382	-
Total Budget		34,687,527	39,626,387	40,356,729		4,938,860	5,669,202	-34,687,527

G.I.S. (00800)
General Fund (100)
 FY24 Budget Request / Recommendation Sheet

Departmental Description

The Geographic Information Systems (GIS) Department is responsible for the development of an integrated GIS, allowing a large number of users broad access to our geographical data to make more informed decisions.

Common Object Expenditures	FY21 Actual	FY22 Actual	FY23 Budget	FY24 Requested	Requested Change	FY24 Recommended	Recommended Change
51-PERSONAL SERVICES AND EMPLOYEE BENEFITS	1,617,851	1,669,482	2,095,225	2,409,055	15.0%	2,421,070	15.6%
52-PURCHASED / CONTRACTED SERVICES	348,407	229,271	646,047	631,693	-2.2%	631,693	-2.2%
53-SUPPLIES	3,767	2,458	13,337	13,337	-	13,337	-
54-CAPITAL OUTLAYS	311,657	330,582	392,540	579,540	47.6%	579,540	47.6%
55-INTERFUND / INTERDEPARTMENTAL CHARGES	3,011	597	500	500	-	500	-
70-RETIREMENT SERVICES	-	260,368	323,375	300,599	-7.0%	318,775	-1.4%
Total (\$)	2,284,693	2,492,758	3,471,024	3,934,724	13.4%	3,964,915	14.2%

Cost Center Level Expenditures	FY21 Actual	FY22 Actual	FY23 Budget	FY24 Requested	Requested Change	FY24 Recommended	Recommended Change
00801-G.I.S.	1,414,862	1,597,343	2,353,686	2,675,426	13.7%	2,705,617	15.0%
00803-G.I.S. - Property Mapping	869,831	895,416	1,117,338	1,259,298	12.7%	1,259,298	12.7%
Total (\$)	2,284,693	2,492,758	3,471,024	3,934,724	13.4%	3,964,915	14.2%

Positions	FY21 Actual	FY22 Actual	FY23 Actual	FY24 Requested	Requested Change	FY24 Recommended	Recommended Change
Filled Positions	21	21	22	26	4	26	4
Funded Positions	21	22	24	26	2	26	2

Notes: 22 filled positions, 2 vacant positions, 2 new positions

Departmental Notes

G.I.S. (00800)
General Fund (100)
 FY24 Budget Request / Recommendation Sheet

Base Budget by Object Class/Selected Object Code	FY23 Budget	FY24 Requested	FY24 Recommended	FY24 Approved	Requested Change	Recommended Change	Approved Change
51-PERSONAL SERVICES AND EMPLOYEE BENEFITS	2,095,225	2,063,769	2,039,768	-	-31,456	-55,457	-2,095,225
Salaries	1,553,770	1,560,222	1,560,221	-	6,452	6,451	-1,553,770
Salaries - Adjustments	37,141	34,860	34,860	-	-2,281	-2,281	-37,141
Salaries - Temporary	21,000	21,000	21,000	-	-	-	-21,000
County Match - Group Insurance	11,700	-	-	-	-11,700	-11,700	-11,700
County Match - Grp Ins - Allocated	321,750	308,000	284,000	-	-13,750	-37,750	-321,750
County Match - FICA	118,863	119,357	119,357	-	494	494	-118,863
401(A) Employer Contribution	20,636	19,242	19,242	-	-1,394	-1,394	-20,636
Workers Compensation	10,365	1,088	1,088	-	-9,277	-9,277	-10,365
52-PURCHASED / CONTRACTED SERVICES	646,047	532,743	532,743	-	-113,304	-113,304	-646,047
53-SUPPLIES	13,337	13,337	13,337	-	-	-	-13,337
54-CAPITAL OUTLAYS	392,540	392,540	392,540	-	-	-	-392,540
55-INTERFUND / INTERDEPARTMENTAL CHARGES	500	500	500	-	-	-	-500
70-RETIREMENT SERVICES	323,375	300,599	318,775	-	-22,776	-4,600	-323,375
Base Budget (Total)	3,471,024	3,303,488	3,297,663	-	-167,536	-173,361	-3,471,024

Base Adjustments	FY23 Budget	FY24 Requested	FY24 Recommended	FY24 Approved	Requested Change	Recommended Change	Approved Change
B1. Pictometry LiDAR and Plainmetrics Imagery Contract. (G.I.S - G.I.S). 6 Year Contract Approved by BOC (Contract #124085)	-	98,950	98,950	-	98,950	98,950	-
Base Adjustments Total	-	98,950	98,950	-	98,950	98,950	-

Operating Enhancements	FY23 Budget	FY24 Requested	FY24 Recommended	FY24 Approved	Requested Change	Recommended Change	Approved Change
O1. ESRI - Enterprise Agreement. (G.I.S - G.I.S). ESRI - 3 year Contract Approved by BOC (Contract #1347014)	-	180,000	180,000	-	180,000	180,000	-
O2. Cost of living adjustment (COLA). 4% COLA effective July 1, 2024.	-	-	36,016	-	-	36,016	-
Operating Enhancements Total	-	180,000	216,016	-	180,000	216,016	-

Workforce Enhancements	FY23 Budget	FY24 Requested	FY24 Recommended	FY24 Approved	Requested Change	Recommended Change	Approved Change
W1. Existing Vacancies	-	142,257	142,257	-	142,257	142,257	-
Notes: W1 - (CC00803 - Addressing Coordinator, pos #17223, start date 1/1/2024 - Admin Specialist, pos #999409, start date 1/1/2024)							
W3. New Position Requests	-	210,029	210,029	-	210,029	210,029	-
Notes: W2 - (CC00801 - Deputy Director, start date 1/1/2024 - Real Estate Specialist, start date 4/1/2024)							
Workforce Enhancements Total	-	352,286	352,286	-	352,286	352,286	-

Total Budget	3,471,024	3,934,724	3,964,915	-	463,700	493,891	-3,471,024
---------------------	------------------	------------------	------------------	----------	----------------	----------------	-------------------

HOSPITAL (09500)
Hospital Fund (273)
 FY24 Budget Request / Recommendation Sheet

Departmental Description

Grady is one of the best trauma centers in the United States. In addition to the hospital, there are six facilities inside and outside of the Perimeter. The physicians are on the faculties of Emory and Morehouse medical schools. Grady's staff consist of 3,000 physicians representing 80 medical specialties. Approximately, 719,000 patients visit the hospital annually. DeKalb County contributes to Grady Memorial Hospital for the treatment of indigent DeKalb County residents. This subsidy provides for payments for the operation of Grady. Also, within this area is DeKalb County's portion of the Fulton-DeKalb Hospital Authority (FDHA) Series 2013 Refunding Revenue Bonds for \$41,380,000. In 2012, Fulton County refinanced their portion of the series 2003 bonds. The Series 2020B Certificates represent the county's portion of the public contribution for expanding Grady hospital. Proceeds from the certificates funded acquisition, construction, equipment, and development of a new center for advanced surgical services.

Common Object Expenditures	FY21 Actual	FY22 Actual	FY23 Budget	FY24 Requested	Requested Change	FY24 Recommended	Recommended Change
52-PURCHASED / CONTRACTED SERVICES	2,350	2,350	20,000	20,000	-	20,000	-
57-OTHER COSTS	13,311,013	19,308,128	13,417,952	19,077,505	42.2%	19,077,505	42.2%
58-DEBT SERVICES	2,311,158	-	2,672,748	2,677,640	0.2%	2,675,194	0.1%
Total (\$)	15,624,522	19,310,478	16,110,700	21,775,145	35.2%	21,772,699	35.1%

Cost Center Level Expenditures	FY21 Actual	FY22 Actual	FY23 Budget	FY24 Requested	Requested Change	FY24 Recommended	Recommended Change
09510-Hospital Fund	15,624,522	19,310,478	16,110,700	21,775,145	35.2%	21,772,699	35.1%
Total (\$)	15,624,522	19,310,478	16,110,700	21,775,145	35.2%	21,772,699	35.1%

Departmental Notes

DeKalb County contributes to Grady Memorial Hospital for the treatment of indigent DeKalb County residents. This subsidy provides for payments for the operation of Grady. Also, within this area is DeKalb County's portion of the Fulton-DeKalb Hospital Authority Series 2013 Refunding Revenue Bonds for \$41,380,000. In 2012, Fulton County refinanced their portion of the series 2003 bonds.

Base Budget by Object Class/Selected Object Code	FY23 Budget	FY24 Requested	FY24 Recommended	FY24 Approved	Requested Change	Recommended Change	Approved Change
52-PURCHASED / CONTRACTED SERVICES	20,000	20,000	20,000	-	-	-	-20,000
57-OTHER COSTS	13,417,952	12,934,952	12,934,952	-	-483,000	-483,000	-13,417,952
58-DEBT SERVICES	2,672,748	2,675,194	2,675,194	-	2,446	2,446	-2,672,748
Base Budget (Total)	16,110,700	15,630,146	15,630,146	-	-480,554	-480,554	-16,110,700

Base Adjustments	FY23 Budget	FY24 Requested	FY24 Recommended	FY24 Approved	Requested Change	Recommended Change	Approved Change
B1. Baseline Funding (Hospital Fund). Fulton-DeKalb Hospital Authority - increase baseline annual funding.	-	6,142,553	6,142,553	-	6,142,553	6,142,553	-
Base Adjustments Total	-	6,142,553	6,142,553	-	6,142,553	6,142,553	-

Total Budget	16,110,700	21,772,699	21,772,699	-	5,661,999	5,661,999	-16,110,700
---------------------	-------------------	-------------------	-------------------	----------	------------------	------------------	--------------------

BOARD OF HEALTH (07100)
General Fund (100)
 FY24 Budget Request / Recommendation Sheet

Departmental Description
 The DeKalb County Health Department was formed in 1924. The Board of Health provides public health programs and services including Immunization, Pharmacy, and Infectious Disease and Refugee Health, including the Ryan White and the Refugee and Tuberculosis program. The recently established Community Health Division included the Health Assessment and Promotion department, Women, Infant and Children's program (WIC) and the Maternal and Child Health programs. The Administration Division continued to support the fiscal and administrative functions of the DCBOH, including Finance, Information Technology, Internal Services, that included contracts and purchasing grants, warehouse, and vital records.

Common Object Expenditures	FY21 Actual	FY22 Actual	FY23 Budget	FY24 Requested	Requested Change	FY24 Recommended	Recommended Change
57-OTHER COSTS	5,120,763	5,720,763	5,720,763	6,262,771	9.5%	6,262,771	9.5%
Total (\$)	5,120,763	5,720,763	5,720,763	6,262,771	9.5%	6,262,771	9.5%

Cost Center Level Expenditures	FY21 Actual	FY22 Actual	FY23 Budget	FY24 Requested	Requested Change	FY24 Recommended	Recommended Change
07101-Board Of Health - County Contribution	5,120,763	5,720,763	5,720,763	6,262,771	9.5%	6,262,771	9.5%
Total (\$)	5,120,763	5,720,763	5,720,763	6,262,771	9.5%	6,262,771	9.5%

Positions	FY21 Actual	FY22 Actual	FY23 Actual	FY24 Requested	Requested Change	FY24 Recommended	Recommended Change
Filled Positions	-	-			-		-
Funded Positions	-	-			-		-

Notes:

Departmental Notes
 The Board of Health requested an increase from \$5.7M to \$6.26M, or 9.5% over FY2023 budget.

Base Budget by Object Class/Selected Object Code	FY23 Budget	FY24 Requested	FY24 Recommended	FY24 Approved	Requested Change	Recommended Change	Approved Change
57-OTHER COSTS	5,720,763	5,720,763	5,720,763	-	-	-	-5,720,763
Base Budget (Total)	5,720,763	5,720,763	5,720,763	-	-	-	-5,720,763

Operating Enhancements	FY23 Budget	FY24 Requested	FY24 Recommended	FY24 Approved	Requested Change	Recommended Change	Approved Change
O1. Tuberculosis and Refugee Program (Board of Health - County Contribution). DeKalb County Board of Health - funding will provide five public health nurses dedicated to the TB/Refugee Program. Without additional clinical public health resources, the Board of Health will be unable to serve the refugee clients arriving in the county. In FY2024, the State Refugee Program projects the arrival of 9,818 refugees, with 92% of these arrivals coming to DeKalb County.	-	542,008	542,008	-	542,008	542,008	-
Operating Enhancements Total	-	542,008	542,008	-	542,008	542,008	-

Total Budget	5,720,763	6,262,771	6,262,771	-	542,008	542,008	-5,720,763
---------------------	------------------	------------------	------------------	----------	----------------	----------------	-------------------

FUND COST CENTERS (10000)
Hotel/Motel Tax Fund (275)
 FY24 Budget Request / Recommendation Sheet

Departmental Description
 Fund Cost Centers (10000) is the department designation used for various budgets that are not associated with a single department.
 This designation is used for the Hotel/Motel Tax and the Rental Motor Vehicle Tax.

Common Object Expenditures	FY21 Actual	FY22 Actual	FY23 Budget	FY24 Requested	Requested Change	FY24 Recommended	Recommended Change
57-OTHER COSTS	877,084	1,709,826	1,920,000	1,920,000	-	2,200,000	14.6%
61-OTHER FINANCING USES	1,490,601	2,426,724	2,880,000	2,880,000	-	3,300,000	14.6%
Total (\$)	2,367,686	4,136,550	4,800,000	4,800,000	-	5,500,000	14.6%

Cost Center Level Expenditures	FY21 Actual	FY22 Actual	FY23 Budget	FY24 Requested	Requested Change	FY24 Recommended	Recommended Change
10275-Hotel / Motel Tax Fund	2,367,686	4,136,550	4,800,000	4,800,000	-	5,500,000	14.6%
Total (\$)	2,367,686	4,136,550	4,800,000	4,800,000	-	5,500,000	14.6%

Departmental Notes

Base Budget by Object Class/Selected Object Code	FY23 Budget	FY24 Requested	FY24 Recommended	FY24 Approved	Requested Change	Recommended Change	Approved Change
57-OTHER COSTS	1,920,000	1,920,000	2,200,000	-	-	280,000	-1,920,000
61-OTHER FINANCING USES	2,880,000	2,880,000	3,300,000	-	-	420,000	-2,880,000
Base Budget (Total)	4,800,000	4,800,000	5,500,000	-	-	700,000	-4,800,000

Total Budget	4,800,000	4,800,000	5,500,000			700,000	-4,800,000
---------------------	------------------	------------------	------------------	--	--	----------------	-------------------

HUMAN RESOURCES & MERIT SYSTEM (01500)
General Fund (100)
 FY24 Budget Request / Recommendation Sheet

Departmental Description
 The Human Resources Department contributes to the County's efforts to operate a financially sound and efficient government in order to provide the best level of service. HR strives to be a forward thinking, strategic business partner that maximizes the effectiveness of the human capital. By attracting, retaining, and developing a diverse and competent workforce, County agencies are able to achieve their business needs. HR has oversight responsibility for organization and employee development; employee and management relations; policy development and administration; employee information systems and data management; occupational compliance; and provides operational department support to include recruitment and selection, classification and compensation, performance management, etc.

Common Object Expenditures	FY21 Actual	FY22 Actual	FY23 Budget	FY24 Requested	Requested Change	FY24 Recommended	Recommended Change
51-PERSONAL SERVICES AND EMPLOYEE BENEFITS	2,937,713	3,079,228	3,977,755	4,441,552	11.7%	4,320,842	8.6%
52-PURCHASED / CONTRACTED SERVICES	517,580	798,202	1,206,839	2,464,905	104.2%	1,381,675	14.5%
53-SUPPLIES	7,019	15,993	25,480	48,980	92.2%	40,794	60.1%
54-CAPITAL OUTLAYS	-	272	-	74,300	-	74,300	-
55-INTERFUND / INTERDEPARTMENTAL CHARGES	3,490	2,239	3,299	2,882	-12.6%	2,882	-12.6%
70-RETIREMENT SERVICES	-	438,220	544,268	598,814	10.0%	635,121	16.7%
Total (\$)	3,465,802	4,334,155	5,757,641	7,631,433	32.5%	6,455,614	12.1%

Cost Center Level Expenditures	FY21 Actual	FY22 Actual	FY23 Budget	FY24 Requested	Requested Change	FY24 Recommended	Recommended Change
01510-Human Resources & Merit System	2,627,603	3,445,407	4,377,421	5,506,306	25.8%	5,034,810	15.0%
01520-Human Resources & Merit System -Employee Health Clinic	414,834	488,392	694,237	1,177,555	69.6%	860,419	23.9%
01525-Human Resources & Merit System - Training & Development	423,365	400,357	685,983	947,572	38.1%	560,385	-18.3%
Total (\$)	3,465,802	4,334,155	5,757,641	7,631,433	32.5%	6,455,614	12.1%

Positions	FY21 Actual	FY22 Actual	FY23 Actual	FY24 Requested	Requested Change	FY24 Recommended	Recommended Change
Filled Positions	37	37	42	45	3	43	1
Funded Positions	37	39	41	45	4	43	2

Notes: 42 filled positions, 1 new position

Departmental Notes

HUMAN RESOURCES & MERIT SYSTEM (01500)
General Fund (100)
 FY24 Budget Request / Recommendation Sheet

Base Budget by Object Class/Selected Object Code	FY23 Budget	FY24 Requested	FY24 Recommended	FY24 Approved	Requested Change	Recommended Change	Approved Change
51-PERSONAL SERVICES AND EMPLOYEE BENEFITS	3,977,755	4,026,378	4,029,156	-	48,623	51,401	-3,977,755
Salaries	3,002,828	3,101,473	3,141,036	-	98,645	138,208	-3,002,828
Salaries - Part Time	36,000	36,000	36,000	-	-	-	-36,000
Salaries - Adjustments	73,528	-	-	-	-73,528	-73,528	-73,528
Salaries - Temporary	2,232	2,232	2,232	-	-	-	-2,232
County Match - Grp Ins - Allocated	553,500	574,000	533,000	-	20,500	-20,500	-553,500
County Match - FICA	230,035	234,751	237,778	-	4,716	7,743	-230,035
401(A) Employer Contribution	53,594	60,904	62,091	-	7,310	8,497	-53,594
Workers Compensation	20,038	11,018	11,018	-	-9,020	-9,020	-20,038
Allowance - Automobile	6,000	6,000	6,000	-	-	-	-6,000
52-PURCHASED / CONTRACTED SERVICES	1,206,839	1,206,839	996,174	-	-	-210,665	-1,206,839
53-SUPPLIES	25,480	25,480	17,294	-	-	-8,186	-25,480
55-INTERFUND / INTERDEPARTMENTAL CHARGES	3,299	2,882	2,882	-	-417	-417	-3,299
70-RETIREMENT SERVICES	544,268	598,814	635,121	-	54,546	90,853	-544,268
Base Budget (Total)	5,757,641	5,860,393	5,680,627	-	102,752	-77,014	-5,757,641

Base Adjustments	FY23 Budget	FY24 Requested	FY24 Recommended	FY24 Approved	Requested Change	Recommended Change	Approved Change
B1. Approve In-grade Adjustments and Certification increases (Human Resources & Merit System). Salaries Adjustments - as required positions obtain PHR/SPHR certifications - award 5% of salary as well as 2023 in-grade adjustments.	-	45,887	45,887	-	45,887	45,887	-
Base Adjustments Total	-	45,887	45,887	-	45,887	45,887	-

Operating Enhancements	FY23 Budget	FY24 Requested	FY24 Recommended	FY24 Approved	Requested Change	Recommended Change	Approved Change
O1. RFP # 22-500635 Pre/Post Employment. (Human Resources & Merit System - Employee Health Clinic). Medical Services - new vendor transition for pre/post employment, DOT physical examinations, drug & alcohol testing services.	-	461,572	125,523	-	461,572	125,523	-
O2. Special Surveys, Hiring Incentives and Employee Referral Program (Human Resources & Merit System). Salary surveys/ maintenance of pay plan (\$50,000), hiring incentives for difficult to fill positions (\$150,000), and employee referral program (\$18,750).	-	218,750	218,750	-	218,750	218,750	-
O3. Wireless Equipment (Human Resources & Merit System - Employee Health Clinic). Telephone Wireless - cover the monthly cost of the current cell phone assigned to the OCD Manager	-	500	500	-	500	500	-
O4. Training Agreements/Contracts (Human Resources - Training & Development). Management Services - four vendors: two computer training services vendors; one/two Leadership Development Program vendors; and one eLearning Oracle Cloud Solution vendor.	-	233,516	-	-	233,516	-	-
O5. Laptop Computers and Badge system printer (Human Resources & Merit System). Computer Equipment - 22 existing laptops and badge system printer are out of warranty with repeated issues and breakdowns slowing production and eliminating work product.	-	39,600	39,600	-	39,600	39,600	-
O6. Wireless Equipment (Human Resources - Training & Development). Telephone Wireless - two cell phones for OED Trainer and Employee Engagement Specialist.	-	4,008	4,008	-	4,008	4,008	-
O7. Background Recruiting Verification (Human Resources & Merit System). Recruitment Expense - vendor to complete criminal, educational and employment verification.	-	303,000	-	-	303,000	-	-

HUMAN RESOURCES & MERIT SYSTEM (01500)
General Fund (100)
 FY24 Budget Request / Recommendation Sheet

O8.	Electronic Signature Solution (Human Resources & Merit System). Other Professional Services - a cloud-based electronic document signature subscription service with workflow capabilities to automate and streamline county-wide operations.	-	36,000	36,000	-	36,000	36,000	-
O9.	Approve funding for Part-time HR Testing Specialist (Human Resources & Merit System). Salaries Part-Time - conducts standardized testing to evaluate the driving and operating skills and competence of job applicants applying for county driving and equipment operator positions in Sanitation, Watershed, Roads and Drainage. This position has been filled since July 2021.	-	45,000	45,000	-	45,000	45,000	-
O10.	Cost of living adjustment (COLA). 4% COLA effective July 1, 2024.	-	-	69,487	-	-	69,487	-
Operating Enhancements Total		-	1,341,946	538,868	-	1,341,946	538,868	-

Workforce Enhancements		FY23 Budget	FY24 Requested	FY24 Recommended	FY24 Approved	Requested Change	Recommended Change	Approved Change
W1.	Existing Vacancies	-	249,375	56,400	-	249,375	56,400	-
Notes:								
W2.	New Position Requests	-	133,832	133,832	-	133,832	133,832	-
Notes: W2 - human resources generalist (CC 01510 - Human Resources & Merit System, Pos #n/a, start date 4/1/2024)								
Workforce Enhancements Total		-	383,207	190,232	-	383,207	190,232	-

Total Budget	5,757,641	7,631,433	6,455,614		1,873,792	697,973	-5,757,641
---------------------	------------------	------------------	------------------	--	------------------	----------------	-------------------

HUMAN SERVICES (07500)
General Fund (100)
 FY24 Budget Request / Recommendation Sheet

Departmental Description

The department of Human Services consists of five units: Office of Aging, Human Services Administration, Office of Youth Services, Lou Walker Senior Center and Central DeKalb Senior Center. The Office of Aging coordinates and collaborates with seniors, elected officials, other County departments, service providers, the business community, civic organizations and faith based organizations to assure a continuum of exceptional services for DeKalb County's diverse senior population and to promote the highest quality of life for the senior population of DeKalb. The Central DeKalb Senior Center was created for older adults 62 and above and is approximately 17,000 square feet. The Lou Walker Senior Center was created for active older adults 55 and older. It's "multipurpose" fee based membership community devoted to extending the vibrancy and productivity of the growing "baby boomer" population. The center is designed operationally into four main "corridors" of activity and programming: Sports & Fitness; Technology; Lifelong Learning and Safety and Defense. Compliant with the Older Americans Act of 1965, the center is utilized as a model of "world class" programming and customer service innovations with measurable results that can be replicated throughout the Human Services network of service centers for senior citizens. The Office of Youth Services (OYS) is the centralized office whereby children, youth, parents and community stakeholders can access new and existing signature youth programs and initiatives. OYS works to strengthen programs that ensure the development of well-rounded children and youth in the areas of wellness, entertainment, leadership development and a host of other areas as well. The Human Services Administration's primary focus is grants management of the Human Services Grants program. The division oversees and monitors over 48 nonprofit grants to providers from domestic violence to youth services and a number of other disciplines.

Common Object Expenditures	FY21 Actual	FY22 Actual	FY23 Budget	FY24 Requested	Requested Change	FY24 Recommended	Recommended Change
51-PERSONAL SERVICES AND EMPLOYEE BENEFITS	2,790,530	3,014,769	4,315,576	4,945,210	14.6%	4,733,498	9.7%
52-PURCHASED / CONTRACTED SERVICES	1,147,553	1,373,053	1,810,570	3,166,207	74.9%	2,571,487	42.0%
53-SUPPLIES	271,880	408,230	657,082	701,254	6.7%	635,228	-3.3%
54-CAPITAL OUTLAYS	170	9,172	8,000	8,000	-	63,000	687.5%
55-INTERFUND / INTERDEPARTMENTAL CHARGES	50,322	36,281	67,981	81,887	20.5%	81,824	20.4%
61-OTHER FINANCING USES	850,000	-	1,906,793	2,256,793	18.4%	1,409,609	-26.1%
70-RETIREMENT SERVICES	-	457,749	568,522	601,472	5.8%	637,840	12.2%
Total (\$)	5,110,455	5,299,255	9,334,524	11,760,823	26.0%	10,132,486	8.5%

Cost Center Level Expenditures	FY21 Actual	FY22 Actual	FY23 Budget	FY24 Requested	Requested Change	FY24 Recommended	Recommended Change
07510-Human Services - Administration	1,108,966	1,647,043	3,677,455	4,439,571	20.7%	3,549,308	-3.5%
07520-Human Services - Lou Walker Senior Center	1,104,223	1,182,840	1,279,773	1,748,539	36.6%	1,622,273	26.8%
07530-Human Services - Office Of Aging	1,514,424	875,531	2,083,066	3,086,376	48.2%	2,609,744	25.3%
07531-Human Services - South DeKalb Senior Center	108,639	120,771	138,718	185,076	33.4%	177,076	27.7%
07532-Human Services - North DeKalb Senior Center	79,942	88,626	101,050	139,254	37.8%	116,303	15.1%
07533-Human Services - Lithonia Senior Center	65,322	100,986	104,979	141,768	35.0%	123,225	17.4%
07534-Human Services - DeKalb Atlanta Senior Center	64,455	71,206	83,449	112,599	34.9%	98,018	17.5%
07540-Human Services - Central Center	471,026	535,891	614,140	533,575	-13.1%	462,474	-24.7%
07550-Office Of Youth Services	593,458	676,361	815,802	827,883	1.5%	827,883	1.5%
CC_07535	-	-	436,092	546,182	25.2%	546,182	25.2%
Total (\$)	5,110,455	5,299,255	9,334,524	11,760,823	26.0%	10,132,486	8.5%

Positions	FY21 Actual	FY22 Actual	FY23 Actual	FY24 Requested	Requested Change	FY24 Recommended	Recommended Change
Filled Positions	38	39	50	60	10	54	4
Funded Positions	38	39	52	60	8	54	2

Notes: 50 filled, 1 vacant, 3 new positions.

Departmental Notes

FY24 budget reflects four new positions, one vacant position, community programs, senior center services and programs and a 4% COLA.

HUMAN SERVICES (07500)
General Fund (100)
 FY24 Budget Request / Recommendation Sheet

Base Budget by Object Class/Selected Object Code	FY23 Budget	FY24 Requested	FY24 Recommended	FY24 Approved	Requested Change	Recommended Change	Approved Change
51-PERSONAL SERVICES AND EMPLOYEE BENEFITS	4,315,576	4,406,179	4,354,179	-	90,603	38,603	-4,315,576
Salaries	3,282,680	3,360,103	3,360,103	-	77,423	77,423	-3,282,680
Salaries - Adjustments	69,751	-	-	-	-69,751	-69,751	-69,751
County Match - Group Insurance	948	-	-	-	-948	-948	-948
County Match - Grp Ins - Allocated	657,000	713,000	661,000	-	56,000	4,000	-657,000
County Match - FICA	235,220	257,048	257,048	-	21,828	21,828	-235,220
401(A) Employer Contribution	54,127	62,881	62,881	-	8,754	8,754	-54,127
Workers Compensation	5,850	3,147	3,147	-	-2,703	-2,703	-5,850
TUITION REIMBURSEMENT	10,000	10,000	10,000	-	-	-	-10,000
52-PURCHASED / CONTRACTED SERVICES	1,810,570	2,116,207	1,961,487	-	305,637	150,917	-1,810,570
53-SUPPLIES	657,082	701,254	635,228	-	44,172	-21,854	-657,082
54-CAPITAL OUTLAYS	8,000	8,000	8,000	-	-	-	-8,000
55-INTERFUND / INTERDEPARTMENTAL CHARGES	67,981	81,887	81,824	-	13,906	13,843	-67,981
61-OTHER FINANCING USES	1,906,793	2,256,793	1,409,609	-	350,000	-497,184	-1,906,793
70-RETIREMENT SERVICES	568,522	601,472	637,840	-	32,950	69,318	-568,522
Base Budget (Total)	9,334,524	10,171,792	9,088,167	-	837,269	-246,356	-9,334,524

Base Adjustments	FY23 Budget	FY24 Requested	FY24 Recommended	FY24 Approved	Requested Change	Recommended Change	Approved Change
B1. Technology (Human Services - Administration). Funding for technology upgrades and software installation.	-	90,000	55,000	-	90,000	55,000	-
Base Adjustments Total	-	90,000	55,000	-	90,000	55,000	-

Operating Enhancements	FY23 Budget	FY24 Requested	FY24 Recommended	FY24 Approved	Requested Change	Recommended Change	Approved Change
O1. Other Professional Services (Human Services - Administration). Funding for North DeKalb Senior Center use as warming center during winter seasons.	-	50,000	50,000	-	50,000	50,000	-
O2. Senior Center Services (Human Services - Lou Walker Senior Center). Aquatics Program - Funding for the Lou Walker Senior Center aquatics program.	-	160,000	160,000	-	160,000	160,000	-
O3. Senior Services (Human Services - Administration). Funding to assist seniors in need of home repair services/expenses.	-	350,000	-	-	350,000	-	-
O4. Community Programs (Human Services - Administration). Crime Violence Intervention Program - Funding for the Crime Violence Intervention Program (CVIP).	-	400,000	400,000	-	400,000	400,000	-
O5. Cost of living adjustment (COLA). 4% COLA effective July 1, 2024.	-	-	74,631	-	-	74,631	-
Operating Enhancements Total	-	960,000	684,631	-	960,000	684,631	-

HUMAN SERVICES (07500)
General Fund (100)
 FY24 Budget Request / Recommendation Sheet

Workforce Enhancements		FY23 Budget	FY24 Requested	FY24 Recommended	FY24 Approved	Requested Change	Recommended Change	Approved Change
W1.	Existing Vacancies	-	48,299	-	-	48,299	-	-
W2.	Existing Vacancies	-	71,038	-	-	71,038	-	-
W3.	Existing Vacancies	-	64,551	64,551	-	64,551	64,551	-
Notes: W3: Cost Center 07550 - youth services coordinator, senior 15009. Start date 4/1/24.								
W5.	New Position Requests	-	99,543	103,601	-	99,543	103,601	-
W6.	New Position Requests	-	255,601	136,536	-	255,601	136,536	-
Notes: W4: Cost Center 07510 - special projects coordinator. Start date 4/1/24. W5: Cost Center 07530 - bus operator (2), start date 3/1/24, department IT specialist, start date 4/1/24).								
Workforce Enhancements Total		-	539,031	304,687	-	539,031	304,687	-
Total Budget		9,334,524	11,760,823	10,132,486		2,426,300	797,962	-9,334,524

INTERNAL AUDIT OFFICE (00500)
General Fund (100)
 FY24 Budget Request / Recommendation Sheet

Departmental Description

The Office of Independent Internal Audit (OIIA), established in 2015, consists of the Chief Audit Executive (CAE) and those assistants, employees, and personnel as deemed necessary by the CAE for the efficient and effective administration of the affairs of the office, and over whom the CAE has the sole authority to appoint, employ, and remove. The OIIA has the authority to conduct financial and performance audits of departments, offices, boards, activities, agencies, and programs of the county, to independently and objectively determine and assess compliance, governance, fiscal adherence, efficiency, effectiveness, and equity in government. The OIIA is completely independent and not subject to control or supervision of the Chief Executive Officer, the Board of Commission, or any other official, employee, department, or agency of the county government.

Common Object Expenditures	FY21 Actual	FY22 Actual	FY23 Budget	FY24 Requested	Requested Change	FY24 Recommended	Recommended Change
51-PERSONAL SERVICES AND EMPLOYEE BENEFITS	1,367,556	1,057,755	1,762,870	1,822,871	3.4%	1,834,287	4.1%
52-PURCHASED / CONTRACTED SERVICES	165,580	42,081	224,005	224,005	-	238,358	6.4%
53-SUPPLIES	6,917	2,012	10,000	10,000	-	20,000	100.0%
54-CAPITAL OUTLAYS	340	36,363	48,536	72,540	49.5%	82,540	70.1%
57-OTHER COSTS	-	-	11,000	11,000	-	11,000	-
70-RETIREMENT SERVICES	-	177,710	220,717	218,797	-0.9%	232,026	5.1%
Total (\$)	1,540,394	1,315,921	2,277,128	2,359,213	3.6%	2,418,211	6.2%

Cost Center Level Expenditures	FY21 Actual	FY22 Actual	FY23 Budget	FY24 Requested	Requested Change	FY24 Recommended	Recommended Change
00510-Internal Audit Office	1,540,394	1,315,921	2,277,128	2,359,213	3.6%	2,418,211	6.2%
Total (\$)	1,540,394	1,315,921	2,277,128	2,359,213	3.6%	2,418,211	6.2%

Positions	FY21 Actual	FY22 Actual	FY23 Actual	FY24 Requested	Requested Change	FY24 Recommended	Recommended Change
Filled Positions	12	11	12	16	4	16	4
Funded Positions	16	16	16	16	-	16	-

Notes: 12 filled positions, 4 vacant positions

Departmental Notes

The FY24 budget includes funding for new computer and software upgrades and 4% cost of living adjustment.

INTERNAL AUDIT OFFICE (00500)
General Fund (100)
 FY24 Budget Request / Recommendation Sheet

Base Budget by Object Class/Selected Object Code	FY23 Budget	FY24 Requested	FY24 Recommended	FY24 Approved	Requested Change	Recommended Change	Approved Change
51-PERSONAL SERVICES AND EMPLOYEE BENEFITS	1,762,870	1,412,134	1,396,134	-	-350,736	-366,736	-1,762,870
Salaries	1,374,486	1,128,630	1,128,630	-	-245,856	-245,856	-1,374,486
Salaries - Adjustments	49,192	-	-	-	-49,192	-49,192	-49,192
County Match - Grp Ins - Allocated	193,500	168,000	152,000	-	-25,500	-41,500	-193,500
County Match - FICA	106,864	85,085	85,085	-	-21,779	-21,779	-106,864
401(A) Employer Contribution	32,828	24,419	24,419	-	-8,409	-8,409	-32,828
Allowance - Automobile	6,000	6,000	6,000	-	-	-	-6,000
52-PURCHASED / CONTRACTED SERVICES	224,005	224,005	238,358	-	-	14,353	-224,005
53-SUPPLIES	10,000	10,000	20,000	-	-	10,000	-10,000
54-CAPITAL OUTLAYS	48,536	36,536	46,536	-	-12,000	-2,000	-48,536
57-OTHER COSTS	11,000	11,000	11,000	-	-	-	-11,000
70-RETIREMENT SERVICES	220,717	218,797	232,026	-	-1,920	11,309	-220,717
Base Budget (Total)	2,277,128	1,912,472	1,944,054	-	-364,656	-333,074	-2,277,128

Base Adjustments	FY23 Budget	FY24 Requested	FY24 Recommended	FY24 Approved	Requested Change	Recommended Change	Approved Change
B1. Salary Adjustments. (Internal Audit - Internal Audit Office). (Internal Audit - Internal Audit Office). Adjustments are needed to reflect correct base salary for several employees. One adjustment is to bring an employee up to market range for retention.	-	8,262	8,262	-	8,262	8,262	-
Base Adjustments Total	-	8,262	8,262	-	8,262	8,262	-

Operating Enhancements	FY23 Budget	FY24 Requested	FY24 Recommended	FY24 Approved	Requested Change	Recommended Change	Approved Change
O1. Computer Replacements. (Internal Audit - Internal Audit Office). (Internal Audit - Internal Audit Office). Need to replace computers that are out of warranty.	-	24,004	24,004	-	24,004	24,004	-
O2. Computer Software. (Internal Audit - Internal Audit Office). (Internal Audit - Internal Audit Office). Need to add to computer line item to fulfill contract obligation for software.	-	12,000	12,000	-	12,000	12,000	-
O3. Cost of living adjustment (COLA). 4% COLA effective July 1, 2024.	-	-	27,416	-	-	27,416	-
Operating Enhancements Total	-	36,004	63,420	-	36,004	63,420	-

Workforce Enhancements	FY23 Budget	FY24 Requested	FY24 Recommended	FY24 Approved	Requested Change	Recommended Change	Approved Change
W1. Existing Vacancies	-	402,475	402,475	-	402,475	402,475	-
Notes: W1 1 Internal Audit Manager, IT, Pos# 15610; 1 Internal Auditor, Principal, Pos# 15629; 1 Deputy Chief Audit Executive, Pos# 16213 & 1 Chief Audit Executive/Internal, Pos# 17217 (CC 00510 - Internal Audit Office, start date 4/1/2024)							
Workforce Enhancements Total	-	402,475	402,475	-	402,475	402,475	-

Total Budget	2,277,128	2,359,213	2,418,211	-	82,085	141,083	-2,277,128
---------------------	------------------	------------------	------------------	----------	---------------	----------------	-------------------

DEPARTMENT OF INFORMATION TECHNOLOGY (01600)
General Fund (100)
 FY24 Budget Request / Recommendation Sheet

Departmental Description
 DeKalb County's Department of Innovation and Technology (DoIT) provides executive-level leadership for the county's IT strategic planning, delivers technology services to county departments and agencies, and coordinates information technology initiatives across the organization to support, enhance and advance citizen service delivery through innovative business process review and applied technologies.

Common Object Expenditures	FY21 Actual	FY22 Actual	FY23 Budget	FY24 Requested	Requested Change	FY24 Recommended	Recommended Change
51-PERSONAL SERVICES AND EMPLOYEE BENEFITS	7,793,104	8,093,850	10,282,086	13,000,585	26.4%	11,267,065	9.6%
52-PURCHASED / CONTRACTED SERVICES	15,794,519	20,641,997	31,962,060	40,386,874	26.4%	35,886,874	12.3%
53-SUPPLIES	152,918	79,836	131,186	131,186	-	131,186	-
54-CAPITAL OUTLAYS	1,438,838	913,350	1,204,806	1,504,806	24.9%	1,385,000	15.0%
55-INTERFUND / INTERDEPARTMENTAL CHARGES	38,570	32,256	34,306	41,970	22.3%	41,970	22.3%
61-OTHER FINANCING USES	605,000	6,760,000	1,865,000	6,000,000	221.7%	6,000,000	221.7%
70-RETIREMENT SERVICES	-	1,299,818	1,614,372	1,481,779	-8.2%	1,571,374	-2.7%
Total (\$)	25,822,949	37,821,106	47,093,816	62,547,200	32.8%	56,283,470	19.5%

Cost Center Level Expenditures	FY21 Actual	FY22 Actual	FY23 Budget	FY24 Requested	Requested Change	FY24 Recommended	Recommended Change
01605-Department Of Information Technology	25,572,928	37,520,564	47,093,816	62,547,200	32.8%	56,283,470	19.5%
01620-Department Of Information Technology - Communications	250,021	300,543	-	-	-	-	-
Total (\$)	25,822,949	37,821,106	47,093,816	62,547,200	32.8%	56,283,470	19.5%

Positions	FY21 Actual	FY22 Actual	FY23 Actual	FY24 Requested	Requested Change	FY24 Recommended	Recommended Change
Filled Positions	81	82	89	99	10	99	10
Funded Positions	84	84	96	99	3	99	3

Notes: 89 filled positions, 10 vacant positions

Departmental Notes

DEPARTMENT OF INFORMATION TECHNOLOGY (01600)
General Fund (100)
 FY24 Budget Request / Recommendation Sheet

Base Budget by Object Class/Selected Object Code	FY23 Budget	FY24 Requested	FY24 Recommended	FY24 Approved	Requested Change	Recommended Change	Approved Change
51-PERSONAL SERVICES AND EMPLOYEE BENEFITS	10,282,086	10,092,118	9,996,118	-	-189,968	-285,968	-10,282,086
Salaries	7,941,329	8,124,033	8,124,033	-	182,704	182,704	-7,941,329
Salaries - Adjustments	371,676	-	-	-	-371,676	-371,676	-371,676
County Match - Grp Ins - Allocated	1,251,000	1,246,000	1,150,000	-	-5,000	-101,000	-1,251,000
County Match - FICA	607,882	619,030	619,030	-	11,148	11,148	-607,882
401(A) Employer Contribution	108,806	101,661	101,661	-	-7,145	-7,145	-108,806
Workers Compensation	1,393	1,393	1,393	-	-	-	-1,393
52-PURCHASED / CONTRACTED SERVICES	31,962,060	30,862,060	30,862,060	-	-1,100,000	-1,100,000	-31,962,060
53-SUPPLIES	131,186	131,186	131,186	-	-	-	-131,186
54-CAPITAL OUTLAYS	1,204,806	1,204,806	1,085,000	-	-	-119,806	-1,204,806
55-INTERFUND / INTERDEPARTMENTAL CHARGES	34,306	41,970	41,970	-	7,664	7,664	-34,306
61-OTHER FINANCING USES	1,865,000	-	-	-	-1,865,000	-1,865,000	-1,865,000
70-RETIREMENT SERVICES	1,614,372	1,481,779	1,571,374	-	-132,593	-42,998	-1,614,372
Base Budget (Total)	47,093,816	43,813,919	43,687,708	-	-3,279,897	-3,406,108	-47,093,816

Base Adjustments		FY23 Budget	FY24 Requested	FY24 Recommended	FY24 Approved	Requested Change	Recommended Change	Approved Change
B1.	NICE SaaS Fees. (DOIT). Systems Implemented recurring maintenance fee.	-	550,000	550,000	-	550,000	550,000	-
B2.	Avaya Hardware Maintenance. (DOIT). Increase in Avaya support and potential move to 3rd party	-	100,000	100,000	-	100,000	100,000	-
B3.	Centrify - RedHat Linux. (DOIT). RedHat linux and AIX synch and automation	-	125,000	125,000	-	125,000	125,000	-
B4.	CommVault Backup Services - Infrastructure and professional services. (DOIT). Additional backup capacity	-	75,000	75,000	-	75,000	75,000	-
B5.	Microsoft EA Licenses. (DOIT). Additional M365 G5 license subscriptions	-	600,000	600,000	-	600,000	600,000	-
B6.	Microsoft Azure Credits. (DOIT). Our monthly run rate has increased because of additional systems	-	500,000	500,000	-	500,000	500,000	-
B7.	Layer 3 - f5 maintenance. (DOIT). Additional F5 maintenance and upgrades	-	50,000	50,000	-	50,000	50,000	-
B8.	Hewlett Packard Enterprise (HPE) - Hewlett-Packard Server Maintenance. (DOIT). Increase in support cost because of obsolete non-IT servers in Tax Commissioner, Sheriff, Watershed, and Superior Court.	-	70,000	70,000	-	70,000	70,000	-
B9.	Idera - Uptime. (DOIT). Additional infrastructure to monitor for system uptime.	-	50,000	50,000	-	50,000	50,000	-
B10.	Layer 3 annual maintenance/support for data network hardware. (DOIT). Increase in maintenance and support requirements	-	250,000	250,000	-	250,000	250,000	-
B11.	Microsoft Premier Agreement - Unified Support. (DOIT). Moved to new support model that includes additional support	-	322,000	322,000	-	322,000	322,000	-
B12.	One Diversified - Elite Client Support for Maloof Auditorium. (DOIT). Additional sites and move of equipment	-	25,000	25,000	-	25,000	25,000	-
B13.	Digicert - SSL Certificates (5) Symantec. (DOIT). Additional certs and services to increase automation of certs	-	35,000	35,000	-	35,000	35,000	-
B14.	VMWare Maintenance. (DOIT). Move more VM's to Azure	-	25,000	25,000	-	25,000	25,000	-

DEPARTMENT OF INFORMATION TECHNOLOGY (01600)
General Fund (100)
 FY24 Budget Request / Recommendation Sheet

B15.	Zoho Corp - Manage Engine/AD Plus/Planning/Password Manager. (DOIT). Additional License and Support	-	40,000	40,000	-	40,000	40,000	-
B16.	SIEM Security Monitoring. (DOIT). Additional support	-	50,000	50,000	-	50,000	50,000	-
B17.	Avigilon Maintenance. (DOIT). Additional license and support	-	150,000	150,000	-	150,000	150,000	-
B18.	YubiKey Tokens and Application. (DOIT). YubiKeys and support for MFA	-	200,000	200,000	-	200,000	200,000	-
B19.	Annual 4% increase for all M&R. (DOIT). Annual 4% increase for all M&R	-	1,022,814	1,022,814	-	1,022,814	1,022,814	-
B20.	Adobe Enterprise Agreement. (DOIT). Countywide Adobe Enterprise Licenses	-	300,000	300,000	-	300,000	300,000	-
B21.	Double Fill Retiring Positions. (DOIT). For continuity double filling IT Manager, IT Architect, and IT Project Manager - includes benefits	-	200,000	200,000	-	200,000	200,000	-
Base Adjustments Total		-	4,739,814	4,739,814	-	4,739,814	4,739,814	-

Operating Enhancements		FY23 Budget	FY24 Requested	FY24 Recommended	FY24 Approved	Requested Change	Recommended Change	Approved Change
O1.	Professional Services Enhancement. (DOIT). To continue support for existing projects. This will be re-bid in 2024 and we anticipate a large increase in pay rates as our current rates are ten years old.	-	3,000,000	-	-	3,000,000	-	-
O2.	Dell SCCM Deployment SOW. (DOIT). Additional support for Mobile Device Management and Multi-Factor Authentication.	-	75,000	75,000	-	75,000	75,000	-
O3.	Comcast Lit Fiber. (DOIT). Increase in bandwidth	-	150,000	150,000	-	150,000	150,000	-
O4.	Open Gov for Budget. (DOIT). Anticipated BOC approval in FY23	-	285,000	285,000	-	285,000	285,000	-
O5.	Microsoft BC/DR Service Credits. (DOIT). Additional Business Continuity/ Disaster Recovery capacity in Azure	-	275,000	275,000	-	275,000	275,000	-
O6.	Increase for All IT Staff. (DOIT). To attract and retain employees - our current pay rate are way below the metro Atlanta Area market	-	1,670,000	-	-	1,670,000	-	-
O7.	HCM/ERP Maintenance. (DOIT). Sustainment for HCM ERP CV360 Project	-	1,300,000	-	-	1,300,000	-	-
O8.	Cost of living adjustment (COLA). 4% COLA effective July 1, 2024.	-	-	178,044	-	-	178,044	-
Operating Enhancements Total		-	6,755,000	963,044	-	6,755,000	963,044	-

DEPARTMENT OF INFORMATION TECHNOLOGY (01600)

General Fund (100)

FY24 Budget Request / Recommendation Sheet

Workforce Enhancements		FY23 Budget	FY24 Requested	FY24 Recommended	FY24 Approved	Requested Change	Recommended Change	Approved Change
W1.	Existing Vacancies	-	1,038,467	892,903	-	1,038,467	892,903	-
Notes: W1 - (CC01605 - 1 Systems Admin, Pos #15409, start date 1/1/2024 - 5 System Analysts, # 15426,15424,15423,15412,17265, start date 1/1/2024 - 2 Enterprise Tech, Pos #15430, 15431, start date 1/1/2024 - 2 System Analyst Senior, Pos #999473, 999474, start date 1/1/2024)								
Workforce Enhancements Total		-	1,038,467	892,903	-	1,038,467	892,903	-

Capital Requests		FY23 Budget	FY24 Requested	FY24 Recommended	FY24 Approved	Requested Change	Recommended Change	Approved Change
C1.	Computer Replacements The purpose of this project is to replace obsolete computers and related hardware that will not support being upgraded to current supported versions of Windows. Microsoft will not issue any new enhancements to obsolete versions of Windows and will only issue emergency security updates on an as needed basis for the operating system. The latest versions of Windows require Trusted Platform Management (TPM) 2.0 chipsets, which is only available of current hardware. The TPM chipsets consist of chipsets embedded on the computer system boards and are not replaceable or upgradable. The county is required to remain current with computer hardware and this program provides funding to replace obsolete hardware for county departments and agencies.	1,500,000	2,000,000	2,000,000	-	500,000	500,000	-1,500,000
C2.	enQuesta Billing System Modernization Due to the COVID19 Pandemic, the enQuesta project was delayed. A change order has been approved, adjusting the project to accommodate a remote environment. There are three consultants assigned to the projects whose assignments will require an extension. These individuals serve in primary roles vital to ensuring the success of the new remote project implementation model. Integration to FMS scheduled for go-live August 2024	1,100,000	550,000	550,000	-	-550,000	-550,000	-1,100,000
C3.	311 Oracle CRM Implementation Due to the COVID19 Pandemic, the 311 Oracle CRM Implementation project was delayed. A change order has been approved, adjusting the project to accommodate a remote environment. There are two consultants assigned to the projects whose assignments will require an extension. These individuals serve in primary roles vital to ensuring the success of the new remote project implementation model. Implementation in Progress. Implementation of automated chat.	390,000	490,000	490,000	-	100,000	100,000	-390,000
C4.	Microsoft Active Directory Managed Service (ADMS) The Microsoft ADMS upgrade has been delayed because Tyler iAS World and Kronos was not upgraded as required. This request is to extend the Microsoft ADMS consultants and migration infrastructure another year.	500,000	850,000	850,000	-	350,000	350,000	-500,000
C5.	Cityworks Parks and Rec Cityworks AMS software is currently being utilized by four County Departments for their public asset and work management solutions(Watershed, Facilities, Traffic Engineering, and Roads and Drainage). The Department of Parks and Recreation (RPCA) is requesting to implement the Cityworks system as a work order system for daily reporting and tracking to ensure efficient operations.	4,500,000	290,000	290,000	-	-4,210,000	-4,210,000	-4,500,000
C6.	NICE Computer Aided Dispatch upgrade so Records Management System attachments (ie: images, video files, cell phone records, etc) can be transferred to NICE. Develop API for body worn video to be transferred to NICE. Professional services is included	250,000	520,000	520,000	-	270,000	270,000	-250,000
C7.	Avaya Replacement Avaya is no longer a viable longterm option for our enterprise telephone system. Avaya is bankrupt and longterm support options will likely be 3rd party with no new enhancements to the platform. This request is to fund external consultants to assist in the evaluation and recommendation of alternatives.	200,000	750,000	750,000	-	550,000	550,000	-200,000
C8.	Avigilon Infrastructure The current Avigilon security camera system has become unmanageable as the result of uncontrolled expansion beginning with the COVID pandemic. Multiple departments are now significantly expanding the use of security cameras and now requires an evaluation of our infrastructure architecture. The result of the services will be used as a basis for a mid-year infrastructure upgrade.	450,000	250,000	250,000	-	-200,000	-200,000	-450,000

DEPARTMENT OF INFORMATION TECHNOLOGY (01600)
General Fund (100)
 FY24 Budget Request / Recommendation Sheet

Capital Requests		FY23 Budget	FY24 Requested	FY24 Recommended	FY24 Approved	Requested Change	Recommended Change	Approved Change
C9.	Microsoft Mobile Device Management and Multi-Factor Authentication Expansion The current MDM and MFA implementation requires additional consulting services to stabilize the enterprise environment and implementation of YubiKey security tokens as a viable option for MFA.	350,000	300,000	300,000	-	-50,000	-50,000	-350,000
Capital Requests Total		9,240,000	6,000,000	6,000,000	-	-3,240,000	-3,240,000	-9,240,000
Total Budget		56,333,816	62,347,200	56,283,470		6,013,384	-50,347	-56,333,816

JUVENILE COURT (03400)
General Fund (100)
 FY24 Budget Request / Recommendation Sheet

Departmental Description

The Juvenile Court has exclusive jurisdiction over juvenile matters concerning any child who is alleged to be delinquent, in need of services, or dependent. It also has jurisdiction over juvenile traffic offenses and special matters transferred to the Court from Superior and Probate Courts. Four judges conduct all hearings. The Probation Division, which operates 24 hours a day, screens all children referred to the Court for further detention and processes charges, which are filled with the Court. This division also assesses, prepares social histories for, and supervises children who are placed on formal or informal probation by the Court. The Clerk's Division is responsible for maintaining all original records for the Court, including legal financial, and electronic images. This division also prepares and submits required paperwork and records to appellate courts. The Administrative Division provides support to the entire Court, including human resource management, budget, benefits, training, procurement, grant management, and computer services to support the court's operations. The Juvenile Services Fund accounts for funds received under a Georgia law which allowed supervision fees (O.C.G.A. S 15-11-37) to be charged for certain probation services. Juvenile Court uses these fees for housing in non-secure residential facilities, educational and tutorial services, counseling and diagnostic testing, mediation, transportation to and from court ordered services, truancy intervention, restitution programs, job development or work experience programs, community services and any other service or program needed to meet the best interests, development, and rehabilitation of a child.

Common Object Expenditures	FY21 Actual	FY22 Actual	FY23 Budget	FY24 Requested	Requested Change	FY24 Recommended	Recommended Change
51-PERSONAL SERVICES AND EMPLOYEE BENEFITS	6,034,726	6,219,712	7,478,687	7,978,611	6.7%	7,914,041	5.8%
52-PURCHASED / CONTRACTED SERVICES	949,493	1,135,650	1,430,612	1,695,612	18.5%	1,506,487	5.3%
53-SUPPLIES	17,638	19,865	15,092	40,092	165.7%	26,092	72.9%
54-CAPITAL OUTLAYS	-	-	660,175	-	-100.0%	-	-100.0%
55-INTERFUND / INTERDEPARTMENTAL CHARGES	6,677	6,424	5,618	7,223	28.6%	7,223	28.6%
61-OTHER FINANCING USES	-	526,570	41,700	41,700	-	41,700	-
70-RETIREMENT SERVICES	-	951,858	1,182,205	1,100,867	-6.9%	1,167,430	-1.2%
Total (\$)	7,008,533	8,860,080	10,814,089	10,864,105	0.5%	10,662,973	-1.4%

Cost Center Level Expenditures	FY21 Actual	FY22 Actual	FY23 Budget	FY24 Requested	Requested Change	FY24 Recommended	Recommended Change
03410-Juvenile Court - Administration	4,880,752	6,959,499	8,565,545	8,453,168	-1.3%	8,252,036	-3.7%
03420-Juvenile Court - Probation Services	2,127,781	1,900,581	2,248,544	2,410,937	7.2%	2,410,937	7.2%
Total (\$)	7,008,533	8,860,080	10,814,089	10,864,105	0.5%	10,662,973	-1.4%

Positions	FY21 Actual	FY22 Actual	FY23 Actual	FY24 Requested	Requested Change	FY24 Recommended	Recommended Change
Filled Positions	78	78	80	81	1	81	1
Funded Positions	78	78	83	81	-2	81	-2

Notes: 80 filled, 1 vacant position.

Departmental Notes

FY24 budget reflects funding for one vacant position, tuition reimbursement, various line items and a 4% COLA.

JUVENILE COURT (03400)
General Fund (100)
 FY24 Budget Request / Recommendation Sheet

Base Budget by Object Class/Selected Object Code	FY23 Budget	FY24 Requested	FY24 Recommended	FY24 Approved	Requested Change	Recommended Change	Approved Change
51-PERSONAL SERVICES AND EMPLOYEE BENEFITS	7,478,687	7,728,465	7,623,289	-	249,778	144,602	-7,478,687
Salaries	5,435,666	5,994,576	5,994,576	-	558,910	558,910	-5,435,666
Salaries - Adjustments	318,345	-	-	-	-318,345	-318,345	-318,345
Salaries - Overtime	50,004	50,004	50,004	-	-	-	-50,004
County Match - Grp Ins - Reversed	22,176	22,176	-	-	-	-22,176	-22,176
County Match - Grp Ins - Allocated	1,113,750	1,120,000	1,037,000	-	6,250	-76,750	-1,113,750
County Match - FICA	420,340	442,620	442,620	-	22,280	22,280	-420,340
401(A) Employer Contribution	71,962	89,182	89,182	-	17,220	17,220	-71,962
Workers Compensation	46,444	9,907	9,907	-	-36,537	-36,537	-46,444
52-PURCHASED / CONTRACTED SERVICES	1,430,612	1,430,612	1,438,487	-	-	7,875	-1,430,612
53-SUPPLIES	15,092	15,092	15,092	-	-	-	-15,092
54-CAPITAL OUTLAYS	660,175	-	-	-	-660,175	-660,175	-660,175
55-INTERFUND / INTERDEPARTMENTAL CHARGES	5,618	7,223	7,223	-	1,605	1,605	-5,618
61-OTHER FINANCING USES	41,700	41,700	41,700	-	-	-	-41,700
70-RETIREMENT SERVICES	1,182,205	1,100,867	1,167,430	-	-81,338	-14,775	-1,182,205
Base Budget (Total)	10,814,089	10,323,959	10,293,221	-	-490,130	-520,868	-10,814,089

Base Adjustments	FY23 Budget	FY24 Requested	FY24 Recommended	FY24 Approved	Requested Change	Recommended Change	Approved Change
B1. Maintenance & Repair Expenses (Juvenile Court - Administration). Additional funding for increased monthly building and parking deck maintenance expenses.	-	20,000	8,000	-	20,000	8,000	-
B2. Printing Services (Juvenile Court - Administration). Additional funding to cover cost of printing materials.	-	5,000	3,000	-	5,000	3,000	-
B3. Mileage - Personal Vehicle (Juvenile Court - Administration). Additional funding to cover personal mileage expenses for Probation Unit staff providing youth supervision.	-	10,000	5,000	-	10,000	5,000	-
B4. Travel- Airfare (Juvenile Court - Administration). Additional funding for mandatory training/conference airfare expenses.	-	10,000	2,000	-	10,000	2,000	-
B5. Operating Supplies (Juvenile Court - Administration). Additional funding for increased court operations/supplies.	-	20,000	10,000	-	20,000	10,000	-
B6. Food and Groceries (Juvenile Court - Administration). Additional funding for food/groceries provided to youth attending evening and mandated court programs.	-	5,000	1,000	-	5,000	1,000	-
B7. Temporary Personnel Services (Juvenile Court - Administration). Additional funding for temporary personnel as needed.	-	10,000	10,000	-	10,000	10,000	-
B8. Attorney Services (Juvenile Court - Administration). Funds needed to cover indigent defense attorney fees.	-	200,000	40,000	-	200,000	40,000	-
Base Adjustments Total	-	280,000	79,000	-	280,000	79,000	-

Operating Enhancements	FY23 Budget	FY24 Requested	FY24 Recommended	FY24 Approved	Requested Change	Recommended Change	Approved Change
O1. Salary - Adjustments (Juvenile Court - Administration). Funding for in-grade adjustments.	-	96,826	-	-	96,826	-	-
O2. Tuition Reimbursement (Juvenile Court - Administration). Funding for tuition reimbursement.	-	100,000	100,000	-	100,000	100,000	-
O3. Cost of living adjustment (COLA). 4% COLA effective July 1, 2024.	-	-	130,246	-	-	130,246	-
Operating Enhancements Total	-	196,826	230,246	-	196,826	230,246	-

JUVENILE COURT (03400)
General Fund (100)
 FY24 Budget Request / Recommendation Sheet

Workforce Enhancements		FY23 Budget	FY24 Requested	FY24 Recommended	FY24 Approved	Requested Change	Recommended Change	Approved Change
W1.	Existing Vacancies	-	53,319	60,506	-	53,319	60,506	-
Notes: 1 juvenile intake officer #0448 (start date 4/1/24).								
Workforce Enhancements Total		-	53,319	60,506	-	53,319	60,506	-
Total Budget		10,814,089	10,854,105	10,662,973		40,016	-151,116	-10,814,089

JUVENILE COURT (03400)
Juvenile Services Fund (208)
 FY24 Budget Request / Recommendation Sheet

Departmental Description

The Juvenile Court has exclusive jurisdiction over juvenile matters concerning any child who is alleged to be delinquent, in need of services, or dependent. It also has jurisdiction over juvenile traffic offenses and special matters transferred to the Court from Superior and Probate Courts. Four judges conduct all hearings. The Probation Division, which operates 24 hours a day, screens all children referred to the Court for further detention and processes charges, which are filled with the Court. This division also assesses, prepares social histories for, and supervises children who are placed on formal or informal probation by the Court. The Clerk's Division is responsible for maintaining all original records for the Court, including legal financial, and electronic images. This division also prepares and submits required paperwork and records to appellate courts. The Administrative Division provides support to the entire Court, including human resource management, budget, benefits, training, procurement, grant management, and computer services to support the court's operations. The Juvenile Services Fund accounts for funds received under a Georgia law which allowed supervision fees (O.C.G.A. S 15-11-37) to be charged for certain probation services. Juvenile Court uses these fees for housing in non-secure residential facilities, educational and tutorial services, counseling and diagnostic testing, mediation, transportation to and from court ordered services, truancy intervention, restitution programs, job development or work experience programs, community services and any other service or program needed to meet the best interests, development, and rehabilitation of a child.

Common Object Expenditures	FY21 Actual	FY22 Actual	FY23 Budget	FY24 Requested	Requested Change	FY24 Recommended	Recommended Change
52-PURCHASED / CONTRACTED SERVICES	14,119	15,275	63,063	63,771	1.1%	63,771	1.1%
61-OTHER FINANCING USES	-	10,000	10,000	10,000	-	10,000	-
Total (\$)	14,119	25,275	73,063	73,771	1.0%	73,771	1.0%

Cost Center Level Expenditures	FY21 Actual	FY22 Actual	FY23 Budget	FY24 Requested	Requested Change	FY24 Recommended	Recommended Change
03425-Juvenile Services	14,119	25,275	73,063	73,771	1.0%	73,771	1.0%
Total (\$)	14,119	25,275	73,063	73,771	1.0%	73,771	1.0%

Departmental Notes

Base Budget by Object Class/Selected Object Code	FY23 Budget	FY24 Requested	FY24 Recommended	FY24 Approved	Requested Change	Recommended Change	Approved Change
52-PURCHASED / CONTRACTED SERVICES	63,063	63,771	63,771	-	708	708	-63,063
61-OTHER FINANCING USES	10,000	10,000	10,000	-	-	-	-10,000
Base Budget (Total)	73,063	73,771	73,771	-	708	708	-73,063

Total Budget	73,063	73,771	73,771		708	708	-73,063
---------------------	---------------	---------------	---------------	--	------------	------------	----------------

LAW DEPARTMENT (00300)
General Fund (100)
 FY24 Budget Request / Recommendation Sheet

Departmental Description

The Law Department is responsible for the legal affairs of the County government under the direction of the County Attorney. As the primary legal advisor to the Chief Executive Officer, Board of Commissioners, County elected officials, Board of Health, and County departments, the Law Department is responsible for: providing legal services to its clients; managing and handling civil litigation matters, including trials; providing legal advice and opinions on matters of County business; creating and interpreting ordinances; representing the County's legal position with other jurisdictions and entities; reviewing contracts to which the County is a party; and reviewing legislation pertinent to the affairs of DeKalb County government.

Common Object Expenditures	FY21 Actual	FY22 Actual	FY23 Budget	FY24 Requested	Requested Change	FY24 Recommended	Recommended Change
51-PERSONAL SERVICES AND EMPLOYEE BENEFITS	3,533,412	3,625,180	4,677,162	5,082,318	8.7%	5,119,104	9.4%
52-PURCHASED / CONTRACTED SERVICES	334,363	461,863	536,315	791,106	47.5%	791,106	47.5%
53-SUPPLIES	75,819	103,145	85,132	100,736	18.3%	100,736	18.3%
54-CAPITAL OUTLAYS	2,778	24,502	147,918	154,953	4.8%	154,953	4.8%
70-RETIREMENT SERVICES	-	643,790	799,586	637,783	-20.2%	676,346	-15.4%
Total (\$)	3,946,372	4,858,479	6,246,113	6,766,896	8.3%	6,842,245	9.5%

Cost Center Level Expenditures	FY21 Actual	FY22 Actual	FY23 Budget	FY24 Requested	Requested Change	FY24 Recommended	Recommended Change
00310-Law Department	3,139,936	4,125,828	5,415,318	5,806,357	7.2%	5,881,706	8.6%
00311-Infrastructure Support	806,436	732,651	830,795	960,539	15.6%	960,539	15.6%
Total (\$)	3,946,372	4,858,479	6,246,113	6,766,896	8.3%	6,842,245	9.5%

Positions	FY21 Actual	FY22 Actual	FY23 Actual	FY24 Requested	Requested Change	FY24 Recommended	Recommended Change
Filled Positions	31	29	26	35	9	35	9
Funded Positions	34	33	33	35	2	35	2

Notes: 26 filled positions, 9 vacant positions

Departmental Notes

LAW DEPARTMENT (00300)
General Fund (100)
 FY24 Budget Request / Recommendation Sheet

Base Budget by Object Class/Selected Object Code	FY23 Budget	FY24 Requested	FY24 Recommended	FY24 Approved	Requested Change	Recommended Change	Approved Change
51-PERSONAL SERVICES AND EMPLOYEE BENEFITS	4,677,162	3,974,928	3,941,928	-	-702,234	-735,234	-4,677,162
Salaries	3,229,923	3,305,626	3,305,626	-	75,703	75,703	-3,229,923
Salaries - Adjustments	682,612	-	-	-	-682,612	-682,612	-682,612
Salaries - Temporary	3,636	3,636	3,636	-	-	-	-3,636
County Match - Grp Ins - Allocated	428,625	364,000	331,000	-	-64,625	-97,625	-428,625
County Match - FICA	259,589	237,036	237,036	-	-22,553	-22,553	-259,589
401(A) Employer Contribution	44,587	39,431	39,431	-	-5,156	-5,156	-44,587
Workers Compensation	10,190	7,199	7,199	-	-2,991	-2,991	-10,190
Allowance - Automobile	18,000	18,000	18,000	-	-	-	-18,000
52-PURCHASED / CONTRACTED SERVICES	536,315	575,788	575,788	-	39,473	39,473	-536,315
53-SUPPLIES	85,132	100,736	100,736	-	15,604	15,604	-85,132
54-CAPITAL OUTLAYS	147,918	101,411	101,411	-	-46,507	-46,507	-147,918
70-RETIREMENT SERVICES	799,586	637,783	676,346	-	-161,803	-123,240	-799,586
Base Budget (Total)	6,246,113	5,390,646	5,396,209	-	-855,467	-849,904	-6,246,113

Base Adjustments	FY23 Budget	FY24 Requested	FY24 Recommended	FY24 Approved	Requested Change	Recommended Change	Approved Change
B1. Legal Representation for Non-Litigation Services. (Law - Law Department). Additional funds needed for Other Professional Services due to increased costs for outside counsel legal representation for non-litigation matters involving DeKalb County.	-	65,318	65,318	-	65,318	65,318	-
B2. Outside Counsel for Non-Litigation matters. (Law - Infrastructure Support). To ensure there are enough funds to facilitate payment to outside counsel for non-litigation Infrastructure matters due to increased costs.	-	150,000	150,000	-	150,000	150,000	-
Base Adjustments Total	-	215,318	215,318	-	215,318	215,318	-

Operating Enhancements	FY23 Budget	FY24 Requested	FY24 Recommended	FY24 Approved	Requested Change	Recommended Change	Approved Change
O1. New laptops. (Law - Law Department). To replace old and slow laptops, which are out of warranty and starting to break down. To increase employee productivity and efficiency.	-	53,542	53,542	-	53,542	53,542	-
O2. Cost of living adjustment (COLA). 4% COLA effective July 1, 2024.	-	-	69,786	-	-	69,786	-
Operating Enhancements Total	-	53,542	123,328	-	53,542	123,328	-

Workforce Enhancements	FY23 Budget	FY24 Requested	FY24 Recommended	FY24 Approved	Requested Change	Recommended Change	Approved Change
W1. Existing Vacancies	-	1,033,232	1,033,232	-	1,033,232	1,033,232	-
W2. Existing Vacancies	-	74,158	74,158	-	74,158	74,158	-
Notes: W1 - (CC00310 - 3 Assistant County Attorney III, Pos #06358,10189,15090, start date 1/8/2024. 3 Assistant County Attorney IV, Pos #07489,16019,999057, start date 1/8/2024. 1 Legal Secretary, Pos #07036, start date 1/8/2024. 1 Paralegal, Pos #16018, start date 1/2/2024.) (CC00311 - Legal Secretary Senior, Pos #15622, start date 1/2/2024)							
Workforce Enhancements Total	-	1,107,390	1,107,390	-	1,107,390	1,107,390	-

Total Budget	6,246,113	6,766,896	6,842,245	-	520,783	596,132	-6,246,113
---------------------	------------------	------------------	------------------	----------	----------------	----------------	-------------------

LIBRARY (06800)
General Fund (100)
 FY24 Budget Request / Recommendation Sheet

Departmental Description

DeKalb County Public Library provides information, educational resources, recreational reading, literacy services and literary programs to DeKalb County residents through its twenty-three (23) branch libraries and online virtual eBranch. Services to the public are supported by the Library Administrative Center. The Library offers a collection of nearly one million books, magazines, newspapers, music DCs, DVDs, eBooks, audio books and electronic resource databases. The Library employs a highly trained staff of professional librarians supported by paraprofessional staff to locate materials and answer reference questions using electronic and print resources. Library staff also plan, provide, and implement a large variety of programs to meet the needs of library branch communities. Programs range from story time, specifically designed to build and foster early literacy skills, to job searching classes, to cultural events and exhibits, to author talks presented by the Georgia Center for the Books. The Library also supports a network of over 900 personal computers, robust Wi-Fi access and extensive electronic resources accessible from inside and outside the Library through the Library's website. Additionally, the Library offers numerous public meeting spaces, including multi-purpose rooms, conference rooms, small study spaces and two theater style auditoriums.

Common Object Expenditures	FY21 Actual	FY22 Actual	FY23 Budget	FY24 Requested	Requested Change	FY24 Recommended	Recommended Change
51-PERSONAL SERVICES AND EMPLOYEE BENEFITS	15,259,507	15,401,525	17,355,418	20,308,123	17.0%	19,330,257	11.4%
52-PURCHASED / CONTRACTED SERVICES	150	48,506	98,100	98,100	-	98,100	-
53-SUPPLIES	1,953,954	1,791,130	1,953,960	2,453,960	25.6%	2,453,960	25.6%
55-INTERFUND / INTERDEPARTMENTAL CHARGES	50,726	40,638	42,676	45,734	7.2%	45,734	7.2%
57-OTHER COSTS	1,921,240	2,226,212	3,335,844	3,335,844	-	3,335,844	-
70-RETIREMENT SERVICES	-	261,283	324,515	324,515	-	475,096	46.4%
Total (\$)	19,185,577	19,769,294	23,110,513	26,566,276	15.0%	25,738,991	11.4%

Cost Center Level Expenditures	FY21 Actual	FY22 Actual	FY23 Budget	FY24 Requested	Requested Change	FY24 Recommended	Recommended Change
06810-Library - Administration	4,317,067	4,842,502	6,774,541	6,710,165	-1.0%	6,833,746	0.9%
06820-Library - Information Services	5,741,458	5,790,565	5,454,067	7,495,109	37.4%	7,358,450	34.9%
06830-Library - Circulation	4,936,356	5,148,119	6,647,873	7,130,366	7.3%	6,372,888	-4.1%
06840-Library - Technical Services	2,687,990	2,555,081	2,750,502	3,297,179	19.9%	3,297,179	19.9%
06850-Library - Automation	464,136	438,131	394,469	516,181	30.9%	516,181	30.9%
06860-Library - Maintenance & Operations	1,038,570	994,897	1,089,061	1,417,275	30.1%	1,360,547	24.9%
Total (\$)	19,185,577	19,769,294	23,110,513	26,566,276	15.0%	25,738,991	11.4%

Positions	FY21 Actual	FY22 Actual	FY23 Actual	FY24 Requested	Requested Change	FY24 Recommended	Recommended Change
Filled Positions	228	231	234	264	30	240	6
Funded Positions	228	231	239	264	25	240	1

Notes: 234 filled, 6 new positions.

Departmental Notes

Updated Conduct in Libraries Policy to address increase in problematic patron behavior. FY24 Budget includes Six (6) Security Guards to address these issues as well.

LIBRARY (06800)
General Fund (100)
 FY24 Budget Request / Recommendation Sheet

Base Budget by Object Class/Selected Object Code	FY23 Budget	FY24 Requested	FY24 Recommended	FY24 Approved	Requested Change	Recommended Change	Approved Change
51-PERSONAL SERVICES AND EMPLOYEE BENEFITS	17,355,418	19,114,253	18,818,525	-	1,758,835	1,463,107	-17,355,418
Salaries	10,735,087	12,374,178	12,325,661	-	1,639,091	1,590,574	-10,735,087
Salaries - Part Time	293,513	293,513	293,513	-	-	-	-293,513
Salaries - Adjustments	159,080	-	-	-	-159,080	-159,080	-159,080
Salaries - Overtime	4,320	4,320	4,320	-	-	-	-4,320
County Match - Grp Ins - Allocated	3,189,375	3,322,500	3,079,000	-	133,125	-110,375	-3,189,375
County Match - FICA	815,875	945,631	941,919	-	129,756	126,044	-815,875
County Match - Other Pension	1,911,132	1,911,132	1,911,132	-	-	-	-1,911,132
401(A) Employer Contribution	140,753	162,978	162,978	-	22,226	22,226	-140,753
Workers Compensation	106,283	100,001	100,001	-	-6,282	-6,282	-106,283
52-PURCHASED / CONTRACTED SERVICES	98,100	98,100	98,100	-	-	-	-98,100
53-SUPPLIES	1,953,960	1,953,960	1,953,960	-	-	-	-1,953,960
55-INTERFUND / INTERDEPARTMENTAL CHARGES	42,676	45,734	45,734	-	3,058	3,058	-42,676
57-OTHER COSTS	3,335,844	3,335,844	3,335,844	-	-	-	-3,335,844
70-RETIREMENT SERVICES	324,515	324,515	475,096	-	-	150,581	-324,515
Base Budget (Total)	23,110,513	24,872,406	24,727,259	-	1,761,893	1,616,746	-23,110,513

Operating Enhancements		FY23 Budget	FY24 Requested	FY24 Recommended	FY24 Approved	Requested Change	Recommended Change	Approved Change
O1.	Books and Materials eCirculation in Hoopla and OverDrive, our two main eBook and eAudiobook sources, has increased 24% in the last year. Many patrons made the switch to downloadable content during the pandemic and continue to utilize this service at a rate that has become unsustainable at our current funding levels. \$500,000 in additional Books & Materials funding would allow us to better meet this new demand. DCPL's budget for Books & Materials has remained flat for the past six (6) years, despite inflation and the need to add and expand new digital formats.	-	500,000	500,000	-	500,000	500,000	-
O2.	Cost of living adjustment (COLA). 4% COLA effective July 1, 2024.	-	-	274,916	-	-	274,916	-
Operating Enhancements Total		-	500,000	774,916	-	500,000	774,916	-

Workforce Enhancements		FY23 Budget	FY24 Requested	FY24 Recommended	FY24 Approved	Requested Change	Recommended Change	Approved Change
W2.	New Position Requests	-	199,575	-	-	199,575	-	-
W3.	New Position Requests	-	757,478	-	-	757,478	-	-
W4.	New Position Requests	-	236,816	236,816	-	236,816	236,816	-
Notes:								
Workforce Enhancements Total		-	1,193,870	236,816	-	1,193,870	236,816	-

Total Budget	23,110,513	26,566,276	25,738,991	-	3,455,763	2,628,478	-23,110,513
---------------------	-------------------	-------------------	-------------------	----------	------------------	------------------	--------------------

MAGISTRATE COURT (04800)
General Fund (100)
 FY24 Budget Request / Recommendation Sheet

Departmental Description

The Magistrate Court of DeKalb County presides over the application for, and issuance of arrest and search warrants. The judges in the Criminal Division set bonds for defendants charged with all misdemeanors and felony offenses, unless the setting of bond for such felony offense can only be set by a Superior Court Judge. The Judges in Criminal Division preside at preliminary hearings to determine whether there is probable cause to justify the case being committed for trial in a court of competent jurisdiction. The Criminal Division is available to county, city and other law enforcement agencies 24 hours per day, seven days per week and is open to the public sixteen hours per day, seven days per week. The Court hears dispossession actions, garnishment actions, small claims, where the amount to be claimed does not exceed \$15,000, and nuisance abatement actions, code enforcement matters, animal control cases and criminal ordinance violations.

Common Object Expenditures	FY21 Actual	FY22 Actual	FY23 Budget	FY24 Requested	Requested Change	FY24 Recommended	Recommended Change
51-PERSONAL SERVICES AND EMPLOYEE BENEFITS	3,593,056	4,328,589	8,146,100	9,084,354	11.5%	6,840,782	-16.0%
52-PURCHASED / CONTRACTED SERVICES	108,776	202,462	435,391	435,391	-	435,392	-
53-SUPPLIES	62,453	46,503	128,874	128,874	-	128,874	-
54-CAPITAL OUTLAYS	10,422	33,572	175,000	175,000	-	175,000	-
57-OTHER COSTS	-	-	3,000	3,000	-	3,000	-
61-OTHER FINANCING USES	12,000	-	12,000	12,000	-	12,000	-
70-RETIREMENT SERVICES	-	574,182	713,136	966,508	35.5%	1,024,947	43.7%
Total (\$)	3,786,707	5,185,309	9,613,501	10,805,127	12.4%	8,619,995	-10.3%

Cost Center Level Expenditures	FY21 Actual	FY22 Actual	FY23 Budget	FY24 Requested	Requested Change	FY24 Recommended	Recommended Change
04810-Magistrate Court	3,786,707	5,185,309	9,613,501	10,805,127	12.4%	8,619,995	-10.3%
Total (\$)	3,786,707	5,185,309	9,613,501	10,805,127	12.4%	8,619,995	-10.3%

Positions	FY21 Actual	FY22 Actual	FY23 Actual	FY24 Requested	Requested Change	FY24 Recommended	Recommended Change
Filled Positions	25	27	36	46	10	46	10
Funded Positions	24	48	49	46	-3	46	-3

Notes: 36 filled, 10 vacant positions.

Departmental Notes

FY24 budget reflects funding for 10 vacant positions and a 4% COLA.

MAGISTRATE COURT (04800)
General Fund (100)
 FY24 Budget Request / Recommendation Sheet

Base Budget by Object Class/Selected Object Code	FY23 Budget	FY24 Requested	FY24 Recommended	FY24 Approved	Requested Change	Recommended Change	Approved Change
51-PERSONAL SERVICES AND EMPLOYEE BENEFITS	8,146,100	6,071,711	6,022,711	-	-2,074,389	-2,123,389	-8,146,100
Salaries	3,388,568	2,912,886	2,912,886	-	-475,682	-475,682	-3,388,568
Salaries - Part Time	2,739,050	2,300,000	2,300,000	-	-439,050	-439,050	-2,739,050
Salaries - Adjustments	975,529	-	-	-	-975,529	-975,529	-975,529
Salaries - Overtime	97,608	97,608	97,608	-	-	-	-97,608
County Match - Grp Ins - Reversed	6,456	6,456	6,456	-	-	-	-6,456
County Match - Grp Ins - Allocated	612,000	504,000	455,000	-	-108,000	-157,000	-612,000
County Match - FICA	260,121	220,023	220,023	-	-40,098	-40,098	-260,121
401(A) Employer Contribution	63,774	30,738	30,738	-	-33,036	-33,036	-63,774
Workers Compensation	2,994	-	-	-	-2,994	-2,994	-2,994
52-PURCHASED / CONTRACTED SERVICES	435,391	435,391	435,392	-	-	1	-435,391
53-SUPPLIES	128,874	128,874	128,874	-	-	-	-128,874
54-CAPITAL OUTLAYS	175,000	175,000	175,000	-	-	-	-175,000
57-OTHER COSTS	3,000	3,000	3,000	-	-	-	-3,000
61-OTHER FINANCING USES	12,000	12,000	12,000	-	-	-	-12,000
70-RETIREMENT SERVICES	713,136	966,508	1,024,947	-	253,372	311,811	-713,136
Base Budget (Total)	9,613,501	7,792,484	7,801,924	-	-1,821,017	-1,811,577	-9,613,501

Operating Enhancements		FY23 Budget	FY24 Requested	FY24 Recommended	FY24 Approved	Requested Change	Recommended Change	Approved Change
O1.	Cost of living adjustment (COLA). 4% COLA effective July 1, 2024.	-	-	64,732	-	-	64,732	-
O2.	Salaries - Adjustments (Magistrate Court - Magistrate Court). Additional funding to adjust salary for position #15601.	-	31,977	6,000	-	31,977	6,000	-
Operating Enhancements Total		-	31,977	70,732	-	31,977	70,732	-

Workforce Enhancements		FY23 Budget	FY24 Requested	FY24 Recommended	FY24 Approved	Requested Change	Recommended Change	Approved Change
W1.	Existing Vacancies	-	938,985	747,339	-	938,985	747,339	-
Notes: W1: Cost Center 04810 - court clerk 17252, 999386, 999387, 999388, deputy clerk III 999390, 999389, senior associate magistrate 04530, pre-trial release officer 16214, pre-trial release officer II 999232, administrative specialist 06118. Start date 1/1/24.								
W3.	New Position Requests	-	825,716	-	-	825,716	-	-
Notes:								
Workforce Enhancements Total		-	1,764,700	747,339	-	1,764,700	747,339	-

Total Budget	9,613,501	9,589,162	8,619,995	-	-24,339	-993,506	-9,613,501
---------------------	------------------	------------------	------------------	----------	----------------	-----------------	-------------------

MEDICAL EXAMINER (04300)
General Fund (100)
 FY24 Budget Request / Recommendation Sheet

Departmental Description

The Medical Examiner's Office conducts inquiries into reported deaths within the jurisdictional boundaries of DeKalb County, Georgia. This authority is outlined under the provisions of the Georgia Death Investigations Act (O.C.G.A 45-16-20). These inquiries include, but are not limited to, deaths reported by law enforcement agencies and medical institutions, deaths requiring scene investigations, post mortem examinations, toxicological analysis, and review of documentary evidence and medical record

Common Object Expenditures	FY21 Actual	FY22 Actual	FY23 Budget	FY24 Requested	Requested Change	FY24 Recommended	Recommended Change
51-PERSONAL SERVICES AND EMPLOYEE BENEFITS	1,345,798	1,347,460	1,694,547	2,282,528	34.7%	2,117,198	24.9%
52-PURCHASED / CONTRACTED SERVICES	1,136,620	1,482,956	3,918,811	3,987,315	1.7%	3,979,516	1.5%
53-SUPPLIES	100,918	219,158	182,184	268,279	47.3%	210,184	15.4%
54-CAPITAL OUTLAYS	30,268	39,720	37,540	37,540	-	37,540	-
55-INTERFUND / INTERDEPARTMENTAL CHARGES	138,859	156,403	147,639	323,414	119.1%	245,414	66.2%
70-RETIREMENT SERVICES	-	157,158	195,189	249,261	27.7%	264,332	35.4%
Total (\$)	2,752,464	3,402,855	6,175,910	7,148,336	15.7%	6,854,184	11.0%

Cost Center Level Expenditures	FY21 Actual	FY22 Actual	FY23 Budget	FY24 Requested	Requested Change	FY24 Recommended	Recommended Change
04310-Medical Examiner	2,752,464	3,402,855	6,175,910	7,148,336	15.7%	6,854,184	11.0%
Total (\$)	2,752,464	3,402,855	6,175,910	7,148,336	15.7%	6,854,184	11.0%

Positions	FY21 Actual	FY22 Actual	FY23 Actual	FY24 Requested	Requested Change	FY24 Recommended	Recommended Change
Filled Positions	17	19	20	21	1	21	1
Funded Positions	17	19	21	21	-	21	-

Notes: 20 filled, 1 new position.

Departmental Notes

FY24 budget reflects funding for one new position, vehicle upgrades, other professional services, and a 4% COLA.

MEDICAL EXAMINER (04300)
General Fund (100)
 FY24 Budget Request / Recommendation Sheet

Base Budget by Object Class/Selected Object Code	FY23 Budget	FY24 Requested	FY24 Recommended	FY24 Approved	Requested Change	Recommended Change	Approved Change
51-PERSONAL SERVICES AND EMPLOYEE BENEFITS	1,694,547	1,970,139	1,949,139	-	275,592	254,592	-1,694,547
Salaries	1,233,015	1,492,789	1,492,789	-	259,774	259,774	-1,233,015
Salaries - Adjustments	31,243	-	-	-	-31,243	-31,243	-31,243
Salaries - Overtime	21,768	21,768	21,768	-	-	-	-21,768
County Match - Grp Ins - Allocated	270,000	280,000	259,000	-	10,000	-11,000	-270,000
County Match - FICA	94,326	108,631	108,631	-	14,305	14,305	-94,326
401(A) Employer Contribution	20,018	27,028	27,028	-	7,010	7,010	-20,018
Workers Compensation	22,977	38,723	38,723	-	15,746	15,746	-22,977
TUITION REIMBURSEMENT	1,200	1,200	1,200	-	-	-	-1,200
52-PURCHASED / CONTRACTED SERVICES	3,918,811	3,936,315	3,927,516	-	17,504	8,705	-3,918,811
53-SUPPLIES	182,184	197,184	182,184	-	15,000	-	-182,184
54-CAPITAL OUTLAYS	37,540	37,540	37,540	-	-	-	-37,540
55-INTERFUND / INTERDEPARTMENTAL CHARGES	147,639	170,414	170,414	-	22,775	22,775	-147,639
70-RETIREMENT SERVICES	195,189	249,261	264,332	-	54,072	69,143	-195,189
Base Budget (Total)	6,175,910	6,560,853	6,531,125	-	384,943	355,215	-6,175,910

Base Adjustments	FY23 Budget	FY24 Requested	FY24 Recommended	FY24 Approved	Requested Change	Recommended Change	Approved Change
B1. Training and Conferences (Medical Examiner - Medical Examiner).. Additional funding for training and conferences.	-	30,000	10,000	-	30,000	10,000	-
B2. Operating Supplies (Medical Examiner - Medical Examiner). Additional funding to pursue workforce/workload assistance/partnerships with medical institutions for drugs and medical supplies.	-	15,000	15,000	-	15,000	15,000	-
Base Adjustments Total	-	45,000	25,000	-	45,000	25,000	-

Operating Enhancements	FY23 Budget	FY24 Requested	FY24 Recommended	FY24 Approved	Requested Change	Recommended Change	Approved Change
O1. Cost of living adjustment (COLA). 4% COLA effective July 1, 2024.	-	-	32,892	-	-	32,892	-
O2. Vehicles Upgrades (Medical Examiner - Medical Examiner). Additional funding for vehicle upgrades and emergency equipment installation.	-	153,000	75,000	-	153,000	75,000	-
O3. Uniforms (Medical Examiner - Medical Examiner). Additional funding for uniforms: shirts/pants, tactical belts (\$696), formal shirts (\$92.75), winter attire (\$65) for 20 employees.	-	17,095	13,000	-	17,095	13,000	-
O4. Other Professional Services (Medical Examiner - Medical Examiner). Funding for collaboration with the State Public Health Department on data sharing, billing and annual maintenance of the Child Fatality Review, Case Management System and laboratory annual preventive maintenance.	-	21,000	42,000	-	21,000	42,000	-
O5. Salary - Adjustments (Medical Examiner - Medical Examiner). Funding for in-grade adjustments.	-	39,000	-	-	39,000	-	-
Operating Enhancements Total	-	230,095	162,892	-	230,095	162,892	-

MEDICAL EXAMINER (04300)
General Fund (100)
 FY24 Budget Request / Recommendation Sheet

Workforce Enhancements		FY23 Budget	FY24 Requested	FY24 Recommended	FY24 Approved	Requested Change	Recommended Change	Approved Change
W1.	New Position Requests	-	312,389	135,167	-	312,389	135,167	-
Notes: W1: Cost Center 04310 - chief medical investigator. Start date 1/5/24.								
Workforce Enhancements Total		-	312,389	135,167	-	312,389	135,167	-
Total Budget		6,175,910	7,148,336	6,854,184		972,426	678,274	-6,175,910

NON-DEPARTMENTAL (09100)
Designated Fund (271)
 FY24 Budget Request / Recommendation Sheet

Departmental Description
 The Non-Departmental departments are in five of eight Tax Funds. They are entities created to account for transactions in those funds that are not operational in nature, are not controllable by operating departments, or pertain to more than one operating department in a way that is not rationally allocable.

Common Object Expenditures	FY21 Actual	FY22 Actual	FY23 Budget	FY24 Requested	Requested Change	FY24 Recommended	Recommended Change
51-PERSONAL SERVICES AND EMPLOYEE BENEFITS	5,720	13,860	16,633	17,958	8.0%	17,958	8.0%
55-INTERFUND / INTERDEPARTMENTAL CHARGES	5,150,103	5,227,310	6,272,759	4,810,012	-23.3%	4,810,012	-23.3%
57-OTHER COSTS	-100,259	-	103,000	820,000	696.1%	1,781,422	1,629.5%
Total (\$)	5,055,564	5,241,170	6,392,392	5,647,970	-11.6%	6,609,392	3.4%

Cost Center Level Expenditures	FY21 Actual	FY22 Actual	FY23 Budget	FY24 Requested	Requested Change	FY24 Recommended	Recommended Change
09120-Non-Departmental - Designated Services	5,055,564	5,241,170	6,392,392	5,647,970	-11.6%	6,609,392	3.4%
Total (\$)	5,055,564	5,241,170	6,392,392	5,647,970	-11.6%	6,609,392	3.4%

Departmental Notes

Base Budget by Object Class/Selected Object Code	FY23 Budget	FY24 Requested	FY24 Recommended	FY24 Approved	Requested Change	Recommended Change	Approved Change
51-PERSONAL SERVICES AND EMPLOYEE BENEFITS	16,633	17,958	17,958	-	1,325	1,325	-16,633
Unemployment Compensation	16,633	17,958	17,958	-	1,325	1,325	-16,633
55-INTERFUND / INTERDEPARTMENTAL CHARGES	6,272,759	4,810,012	4,810,012	-	-1,462,747	-1,462,747	-6,272,759
57-OTHER COSTS	103,000	320,000	1,281,422	-	217,000	1,178,422	-103,000
Base Budget (Total)	6,392,392	5,147,970	6,109,392	-	-1,244,422	-283,000	-6,392,392

Operating Enhancements	FY23 Budget	FY24 Requested	FY24 Recommended	FY24 Approved	Requested Change	Recommended Change	Approved Change
O1. Reserve for contingencies. Reserve funds for unanticipated expenses.	-	500,000	500,000	-	500,000	500,000	-
Operating Enhancements Total	-	500,000	500,000	-	500,000	500,000	-

Total Budget	6,392,392	5,647,970	6,609,392	-	-744,422	217,000	-6,392,392
---------------------	------------------	------------------	------------------	----------	-----------------	----------------	-------------------

NON-DEPARTMENTAL (09100)
Fire Fund (270)
 FY24 Budget Request / Recommendation Sheet

Departmental Description
 The Non-Departmental departments are in five of eight Tax Funds. They are entities created to account for transactions in those funds that are not operational in nature, are not controllable by operating departments, or pertain to more than one operating department in a way that is not rationally allocable.

Common Object Expenditures	FY21 Actual	FY22 Actual	FY23 Budget	FY24 Requested	Requested Change	FY24 Recommended	Recommended Change
51-PERSONAL SERVICES AND EMPLOYEE BENEFITS	14,366	34,820	41,784	41,007	-1.9%	41,007	-1.9%
55-INTERFUND / INTERDEPARTMENTAL CHARGES	7,750,577	7,467,710	8,961,240	8,888,458	-0.8%	8,888,458	-0.8%
57-OTHER COSTS	-64,509	-	21,000	21,000	-	21,000	-
61-OTHER FINANCING USES	-	-	489,041	489,041	-	562,600	15.0%
Total (\$)	7,700,434	7,502,530	9,513,065	9,439,506	-0.8%	9,513,065	-

Cost Center Level Expenditures	FY21 Actual	FY22 Actual	FY23 Budget	FY24 Requested	Requested Change	FY24 Recommended	Recommended Change
09115-Non-Departmental - Fire	7,700,434	7,502,530	9,513,065	9,439,506	-0.8%	9,513,065	-
Total (\$)	7,700,434	7,502,530	9,513,065	9,439,506	-0.8%	9,513,065	-

Departmental Notes

Base Budget by Object Class/Selected Object Code	FY23 Budget	FY24 Requested	FY24 Recommended	FY24 Approved	Requested Change	Recommended Change	Approved Change
51-PERSONAL SERVICES AND EMPLOYEE BENEFITS	41,784	41,007	41,007	-	-777	-777	-41,784
Unemployment Compensation	41,784	41,007	41,007	-	-777	-777	-41,784
55-INTERFUND / INTERDEPARTMENTAL CHARGES	8,961,240	8,888,458	8,888,458	-	-72,782	-72,782	-8,961,240
57-OTHER COSTS	21,000	21,000	21,000	-	-	-	-21,000
61-OTHER FINANCING USES	489,041	489,041	562,600	-	-	73,559	-489,041
Base Budget (Total)	9,513,065	9,439,506	9,513,065	-	-73,559	-	-9,513,065

Total Budget	9,513,065	9,439,506	9,513,065	-	-73,559	-	-9,513,065
---------------------	------------------	------------------	------------------	----------	----------------	----------	-------------------

NON-DEPARTMENTAL (09100)
General Fund (100)
 FY24 Budget Request / Recommendation Sheet

Departmental Description
 The Non-Departmental departments are in five of eight Tax Funds. They are entities created to account for transactions in those funds that are not operational in nature, are not controllable by operating departments, or pertain to more than one operating department in a way that is not rationally allocable.

Common Object Expenditures	FY21 Actual	FY22 Actual	FY23 Budget	FY24 Requested	Requested Change	FY24 Recommended	Recommended Change
51-PERSONAL SERVICES AND EMPLOYEE BENEFITS	1,586,612	3,006,996	164,252	169,059	2.9%	169,059	2.9%
52-PURCHASED / CONTRACTED SERVICES	399,934	405,020	599,996	750,000	25.0%	750,000	25.0%
53-SUPPLIES	600	17,917	-	-	-	-	-
55-INTERFUND / INTERDEPARTMENTAL CHARGES	3,828,221	2,623,010	3,147,617	3,577,005	13.6%	3,577,005	13.6%
57-OTHER COSTS	849,717	1,815,890	7,292,580	2,062,206	-71.7%	6,628,011	-9.1%
61-OTHER FINANCING USES	450,000	300,000	400,000	400,000	-	400,000	-
70-RETIREMENT SERVICES	186	-	-	-	-	-	-
Total (\$)	7,115,270	8,168,834	11,604,445	6,958,270	-40.0%	11,524,075	-0.7%

Cost Center Level Expenditures	FY21 Actual	FY22 Actual	FY23 Budget	FY24 Requested	Requested Change	FY24 Recommended	Recommended Change
09110-Non-Departmental - General	7,115,230	8,168,834	11,604,445	6,958,270	-40.0%	11,524,075	-0.7%
09112-Non-Departmental - Parks Bonds Administration	40	-	-	-	-	-	-
Total (\$)	7,115,270	8,168,834	11,604,445	6,958,270	-40.0%	11,524,075	-0.7%

Departmental Notes

NON-DEPARTMENTAL (09100)
General Fund (100)
 FY24 Budget Request / Recommendation Sheet

Base Budget by Object Class/Selected Object Code	FY23 Budget	FY24 Requested	FY24 Recommended	FY24 Approved	Requested Change	Recommended Change	Approved Change
51-PERSONAL SERVICES AND EMPLOYEE BENEFITS	164,252	169,059	169,059	-	4,807	4,807	-164,252
Unemployment Compensation	164,252	169,059	169,059	-	4,807	4,807	-164,252
52-PURCHASED / CONTRACTED SERVICES	599,996	750,000	750,000	-	150,004	150,004	-599,996
55-INTERFUND / INTERDEPARTMENTAL CHARGES	3,147,617	3,577,005	3,577,005	-	429,388	429,388	-3,147,617
57-OTHER COSTS	7,292,580	2,062,206	6,628,011	-	-5,230,374	-664,569	-7,292,580
61-OTHER FINANCING USES	400,000	400,000	400,000	-	-	-	-400,000
Base Budget (Total)	11,604,445	6,958,270	11,524,075	-	-4,646,175	-80,370	-11,604,445
Total Budget	11,604,445	6,958,270	11,524,075	-	-4,646,175	-80,370	-11,604,445

NON-DEPARTMENTAL (09100)
Police Services Fund (274)
 FY24 Budget Request / Recommendation Sheet

Departmental Description
 The Non-Departmental departments are in five of eight Tax Funds. They are entities created to account for transactions in those funds that are not operational in nature, are not controllable by operating departments, or pertain to more than one operating department in a way that is not rationally allocable.

Common Object Expenditures	FY21 Actual	FY22 Actual	FY23 Budget	FY24 Requested	Requested Change	FY24 Recommended	Recommended Change
51-PERSONAL SERVICES AND EMPLOYEE BENEFITS	18,678	45,270	54,326	53,989	-0.6%	53,989	-0.6%
55-INTERFUND / INTERDEPARTMENTAL CHARGES	9,438,002	8,945,410	10,734,501	15,342,864	42.9%	15,342,864	42.9%
57-OTHER COSTS	-234,099	-	4,000	4,200	5.0%	4,200	5.0%
61-OTHER FINANCING USES	-	-	917,289	2,001,374	118.2%	1,207,170	31.6%
Total (\$)	9,222,581	8,990,680	11,710,116	17,402,427	48.6%	16,608,223	41.8%

Cost Center Level Expenditures	FY21 Actual	FY22 Actual	FY23 Budget	FY24 Requested	Requested Change	FY24 Recommended	Recommended Change
09140-Non-Departmental - Police Services	9,222,581	8,990,680	11,710,116	17,402,427	48.6%	16,608,223	41.8%
Total (\$)	9,222,581	8,990,680	11,710,116	17,402,427	48.6%	16,608,223	41.8%

Departmental Notes
 FY24 funding for unemployment insurance, General Fund administration charges and transfer to the Emergency Telephone System (E-911).

Base Budget by Object Class/Selected Object Code	FY23 Budget	FY24 Requested	FY24 Recommended	FY24 Approved	Requested Change	Recommended Change	Approved Change
51-PERSONAL SERVICES AND EMPLOYEE BENEFITS	54,326	53,989	53,989	-	-337	-337	-54,326
Unemployment Compensation	54,326	53,989	53,989	-	-337	-337	-54,326
55-INTERFUND / INTERDEPARTMENTAL CHARGES	10,734,501	15,342,864	15,342,864	-	4,608,363	4,608,363	-10,734,501
57-OTHER COSTS	4,000	4,200	4,200	-	200	200	-4,000
61-OTHER FINANCING USES	917,289	2,001,374	1,207,170	-	1,084,085	289,881	-917,289
Base Budget (Total)	11,710,116	17,402,427	16,608,223	-	5,692,311	4,898,107	-11,710,116

Total Budget	11,710,116	17,402,427	16,608,223	-	5,692,311	4,898,107	-11,710,116
---------------------	-------------------	-------------------	-------------------	----------	------------------	------------------	--------------------

NON-DEPARTMENTAL (09100)
Unincorporated Fund (272)
 FY24 Budget Request / Recommendation Sheet

Departmental Description
 The Non-Departmental departments are in five of eight Tax Funds. They are entities created to account for transactions in those funds that are not operational in nature, are not controllable by operating departments, or pertain to more than one operating department in a way that is not rationally allocable.

Common Object Expenditures	FY21 Actual	FY22 Actual	FY23 Budget	FY24 Requested	Requested Change	FY24 Recommended	Recommended Change
51-PERSONAL SERVICES AND EMPLOYEE BENEFITS	4,400	10,680	12,810	12,754	-0.4%	12,754	-0.4%
52-PURCHASED / CONTRACTED SERVICES	-	30,000	-	-	-	-	-
55-INTERFUND / INTERDEPARTMENTAL CHARGES	1,486,396	1,348,880	1,618,646	1,650,059	1.9%	1,650,059	1.9%
57-OTHER COSTS	10,000	156,201	3,747,685	700,000	-81.3%	6,700,000	78.8%
61-OTHER FINANCING USES	1,124,500	830,800	596,215	-	-100.0%	-	-100.0%
Total (\$)	2,625,296	2,376,561	5,975,356	2,362,813	-60.5%	8,362,813	40.0%

Cost Center Level Expenditures	FY21 Actual	FY22 Actual	FY23 Budget	FY24 Requested	Requested Change	FY24 Recommended	Recommended Change
09130-Non-Departmental - Unincorporated	2,625,296	2,376,561	5,975,356	2,362,813	-60.5%	8,362,813	40.0%
Total (\$)	2,625,296	2,376,561	5,975,356	2,362,813	-60.5%	8,362,813	40.0%

Departmental Notes
 FY23 funding for unemployment insurance, General Fund administration charges and transfer to the Emergency Telephone System (E-911).

Base Budget by Object Class/Selected Object Code	FY23 Budget	FY24 Requested	FY24 Recommended	FY24 Approved	Requested Change	Recommended Change	Approved Change
51-PERSONAL SERVICES AND EMPLOYEE BENEFITS	12,810	12,754	12,754	-	-56	-56	-12,810
Unemployment Compensation	12,810	12,754	12,754	-	-56	-56	-12,810
55-INTERFUND / INTERDEPARTMENTAL CHARGES	1,618,646	1,650,059	1,650,059	-	31,413	31,413	-1,618,646
57-OTHER COSTS	3,747,685	200,000	3,200,000	-	-3,547,685	-547,685	-3,747,685
61-OTHER FINANCING USES	596,215	-	-	-	-596,215	-596,215	-596,215
Base Budget (Total)	5,975,356	1,862,813	4,862,813	-	-4,112,543	-1,112,543	-5,975,356

Operating Enhancements	FY23 Budget	FY24 Requested	FY24 Recommended	FY24 Approved	Requested Change	Recommended Change	Approved Change
O1. Reserve for contingencies. Reserve funds for unanticipated expenses	-	500,000	500,000	-	500,000	500,000	-
O2. Reserve for appropriations Reserve for discretionary appropriations by Board of Commissioners.	-	-	3,000,000	-	-	3,000,000	-
Operating Enhancements Total	-	500,000	3,500,000	-	500,000	3,500,000	-

Total Budget	5,975,356	2,362,813	8,362,813	-	-3,612,543	2,387,457	-5,975,356
---------------------	------------------	------------------	------------------	----------	-------------------	------------------	-------------------

PARKS (06100)
Designated Fund (271)
 FY24 Budget Request / Recommendation Sheet

Departmental Description

The Department works together with nationally recognized consultants, community, business, and government leaders. As well as, citizens of DeKalb County and community organizations to create signature parks and recreational facilities that will enhance the image of DeKalb County and its park system. The outstanding park system consists of 116 parks consisting of approximately 6,183 acres of parkland and open spaces, 76 playgrounds, 2 public golf courses, 70 tennis courts, 2 tennis centers, 8 aquatic facilities, 62 pavilions, 104 athletic ball fields, 10 Recreational facilities, a horse farm, a nature center, and a state-of-the art 500 seat Performing Arts Community Center and a 1000 seat amphitheater at Rainbow Park. The Department of Recreation and Cultural Affairs understands that parks are not only important to the quality of life, but they are assets that increase DeKalb County desirability as a place to live, work and place.

Common Object Expenditures	FY21 Actual	FY22 Actual	FY23 Budget	FY24 Requested	Requested Change	FY24 Recommended	Recommended Change
51-PERSONAL SERVICES AND EMPLOYEE BENEFITS	9,072,745	9,261,656	9,993,212	13,302,937	33.1%	12,993,085	30.0%
52-PURCHASED / CONTRACTED SERVICES	2,831,456	5,394,000	6,925,619	8,906,544	28.6%	7,576,531	9.4%
53-SUPPLIES	1,495,467	2,120,286	2,453,364	2,833,112	15.5%	2,689,188	9.6%
54-CAPITAL OUTLAYS	2,819	2,985	-	-	-	-	-
55-INTERFUND / INTERDEPARTMENTAL CHARGES	1,582,977	1,413,828	1,696,475	1,808,413	6.6%	1,808,413	6.6%
57-OTHER COSTS	152,497	227,498	255,960	230,960	-9.8%	230,960	-9.8%
58-DEBT SERVICES	446	16,760	130,694	130,694	-	175,877	34.6%
61-OTHER FINANCING USES	-	4,648,613	-	66,600,000	-	-	-
70-RETIREMENT SERVICES	-	1,208,619	1,501,104	1,726,915	15.0%	1,831,332	22.0%
Total (\$)	15,138,406	24,294,245	22,956,428	95,539,575	316.2%	27,305,386	18.9%

Cost Center Level Expenditures	FY21 Actual	FY22 Actual	FY23 Budget	FY24 Requested	Requested Change	FY24 Recommended	Recommended Change
06101-Parks - Administration	1,242,623	7,979,341	4,737,481	4,988,938	5.3%	5,030,574	6.2%
06102-Parks - Special Populations	4,828	1,252	35,560	35,560	-	-	-100.0%
06103-Parks - Summer Programs	15,183	302,084	810,895	936,795	15.5%	936,795	15.5%
06104-Parks - Recreation Division Administration	620,587	679,925	866,880	916,046	5.7%	814,070	-6.1%
06105-Parks - Recreation Centers	3,831,312	3,781,587	3,997,917	4,865,867	21.7%	4,753,328	18.9%
06107-Parks - Mason Mill Tennis Center	6,835	3,185	9,757	9,757	-	2,800	-71.3%
06110-Parks - Mystery Valley Golf Course	2,405	945,345	1,314,096	2,370,938	80.4%	1,496,938	13.9%
06111-Parks - Sugar Creek Golf Course	915,372	975,207	1,269,644	2,422,407	90.8%	1,105,087	-13.0%
06112-Parks - Sugar Creek Maintenance	7,924	81,503	111,504	125,013	12.1%	84,342	-24.4%
06113-Parks - Planning & Development	275,475	281,175	388,367	693,136	78.5%	693,136	78.5%
06114-Parks - Aquatics	274,325	545,266	673,777	338,912	-49.7%	472,932	-29.8%
06115-Parks - Division Administration	1,547,865	1,392,039	1,388,720	67,222,082	4,740.6%	1,703,065	22.6%
06116-Parks - District I Service Center	1,483,733	1,588,390	1,337,648	1,991,353	48.9%	1,991,353	48.9%
06117-Parks - District II Service Center	1,596,838	2,100,344	1,906,619	2,681,104	40.6%	2,894,982	51.8%
06118-Parks - District III Service Center	1,885,721	1,902,767	2,028,299	2,599,321	28.2%	2,497,192	23.1%
06119-Parks - Support Service	2,690	1,779	-	-	-	-	-
06120-Parks - Horticulture & Forestry	21,104	17,789	18,097	22,778	25.9%	22,778	25.9%
06121-Parks - Planning & Development	251	221	-	-	-	-	-
06125-Parks - Sugar Creek Tennis	84,887	83,115	119,248	260,560	118.5%	87,939	-26.3%
06126-Parks - Natural Resource Management	128,757	151,633	196,745	331,598	68.5%	329,299	67.4%
06128-Parks - Marketing And Promotions	126,764	113,048	229,998	238,760	3.8%	194,062	-15.6%
06129-Parks - Security	-	107,312	200,917	208,519	3.8%	208,594	3.8%

PARKS (06100)
Designated Fund (271)
 FY24 Budget Request / Recommendation Sheet

Cost Center Level Expenditures	FY21 Actual	FY22 Actual	FY23 Budget	FY24 Requested	Requested Change	FY24 Recommended	Recommended Change
06130-Parks - Cultural Affairs	362,226	332,699	300,667	569,288	89.3%	594,225	97.6%
06132-Parks - Youth Athletics	94,979	134,015	319,967	360,248	12.6%	362,380	13.3%
06133-Parks - Office Of Youth Services	385	-	-	-	-	-	-
06136-Parks - Little Creek Horse Farm	604,780	622,367	689,992	1,350,596	95.7%	934,516	35.4%
CC_06137	-	14,797	-	-	-	-	-
CC_06138	-	8,060	-	-	-	-	-
CC_06139	-	5,900	-	-	-	-	-
CC_06140	-	5,817	-	-	-	-	-
CC_06150	-	16,326	-	-	-	-	-
CC_06151	-	42,330	-	-	-	-	-
CC_06152	-	53,011	3,632	-	-100.0%	95,000	2,515.6%
CC_06154	-	8,365	-	-	-	-	-
CC_06155	558	16,248	-	-	-	-	-
Total (\$)	15,138,406	24,294,245	22,956,428	95,539,575	316.2%	27,305,386	18.9%

Positions	FY21 Actual	FY22 Actual	FY23 Actual	FY24 Requested	Requested Change	FY24 Recommended	Recommended Change
Filled Positions	99	119	122	137	15	133	11
Funded Positions	112	119	112	137	25	133	21

Notes: 122 Filled, 1 existing vacancy recommended and 10 new position

Departmental Notes
 Recreation, Parks and Cultural Affairs joined the ranks of elite park and recreation agencies across the country by earning accreditation through the Commission for Accreditation of Park and Recreation Agencies (CAPRA) and the National Recreation and Park Association (NRPA). This distinguished accomplishment was awarded during the 2020 NRPA Annual Conference.

PARKS (06100)
Designated Fund (271)
 FY24 Budget Request / Recommendation Sheet

Base Budget by Object Class/Selected Object Code	FY23 Budget	FY24 Requested	FY24 Recommended	FY24 Approved	Requested Change	Recommended Change	Approved Change
51-PERSONAL SERVICES AND EMPLOYEE BENEFITS	9,993,212	12,301,256	12,181,712	-	2,308,044	2,188,500	-9,993,212
Salaries	5,263,545	6,475,000	6,475,000	-	1,211,455	1,211,455	-5,263,545
Salaries - Part Time	1,711,142	2,001,282	2,188,790	-	290,140	477,648	-1,711,142
Salaries - Adjustments	280,797	253,634	-	-	-27,163	-280,797	-280,797
Salaries - Temporary	497,016	748,834	739,292	-	251,818	242,276	-497,016
Salaries - Overtime	101,148	106,548	174,672	-	5,400	73,524	-101,148
County Match - Grp Ins - Allocated	1,436,625	1,710,125	1,598,125	-	273,500	161,500	-1,436,625
County Match - FICA	414,385	504,390	504,390	-	90,004	90,004	-414,385
401(A) Employer Contribution	79,741	111,867	111,867	-	32,126	32,126	-79,741
Workers Compensation	208,812	389,576	389,576	-	180,764	180,764	-208,812
52-PURCHASED / CONTRACTED SERVICES	6,925,619	6,944,044	7,447,031	-	18,425	521,412	-6,925,619
53-SUPPLIES	2,453,364	2,598,012	2,548,588	-	144,648	95,224	-2,453,364
55-INTERFUND / INTERDEPARTMENTAL CHARGES	1,696,475	1,808,413	1,808,413	-	111,938	111,938	-1,696,475
57-OTHER COSTS	255,960	230,960	230,960	-	-25,000	-25,000	-255,960
58-DEBT SERVICES	130,694	130,694	175,877	-	-	45,183	-130,694
70-RETIREMENT SERVICES	1,501,104	1,726,915	1,831,332	-	225,811	330,228	-1,501,104
Base Budget (Total)	22,956,428	25,740,294	26,223,913	-	2,783,866	3,267,485	-22,956,428

Operating Enhancements		FY23 Budget	FY24 Requested	FY24 Recommended	FY24 Approved	Requested Change	Recommended Change	Approved Change
O1.	Cost of living adjustment (COLA). 4% COLA effective July 1, 2024.	-	-	145,671	-	-	145,671	-
O2.	Mystery Valley Grounds Maintenance Contract Annual golf course maintenance contract.	-	664,000	-	-	664,000	-	-
O3.	Sugar Creek Golf Maintenance Contract Annual golf course ground maintenance.	-	800,000	-	-	800,000	-	-
O4.	Purchase six (6) Stand-on Blowers Additional equipment needed to blow leaves and debris off the fields and paths in the parks.	-	90,000	90,000	-	90,000	90,000	-
O5.	Special Events Funding Due to heavy demand and use of facility, funding is need to purchase equipment and supplies and other professional services.	-	75,000	-	-	75,000	-	-
O6.	LCHF Hay, Feed and Shavings Contract To maintain the care and feeding of the horses.	-	185,000	-	-	185,000	-	-
O7.	Mystery Valley Golf Cart Repairs Regular maintenance of the golf carts is needed due to normal wear and tear.	-	50,000	50,000	-	50,000	50,000	-
O8.	Sugar Creek Golf Cart Lease 72 Golf carts needed to operate the golf course.	-	132,000	-	-	132,000	-	-
O9.	Lights and Sound Equipment Request to upgrade lighting in the stairwell from the parking lot and in the main theatre. Upgrade sound and cables.	-	44,600	44,600	-	44,600	44,600	-
O10.	LCHF - Manure Management To remove horse manure off the site and take it to the landfill.	-	52,000	-	-	52,000	-	-
O11.	Mystery Valley Golf Cart Fuel Services Funding needed for fuel to operate the golf carts.	-	20,000	20,000	-	20,000	20,000	-
O12.	Sugar Creek Janitorial Services Contract Due to high traffic and use of the facility, daily cleaning services are needed to maintain the facility.	-	26,000	26,000	-	26,000	26,000	-
O13.	Mystery Valley Janitorial Services Contract Due to high traffic and use of the facility, daily cleaning services are needed to maintain the facility.	-	26,000	26,000	-	26,000	26,000	-
Operating Enhancements Total		-	2,164,600	402,271	-	2,164,600	402,271	-

PARKS (06100)
Designated Fund (271)
 FY24 Budget Request / Recommendation Sheet

Workforce Enhancements		FY23 Budget	FY24 Requested	FY24 Recommended	FY24 Approved	Requested Change	Recommended Change	Approved Change
W1.	Existing Vacancies	-	1,500	57,961	-	1,500	57,961	-
Notes: 1 Recreation Center Leader position (CC#6105)								
W3.	New Position Requests	-	101,976	-	-	101,976	-	-
W4.	New Position Requests	-	257,783	257,783	-	257,783	257,783	-
W5.	New Position Requests	-	40,671	-	-	40,671	-	-
W6.	New Position Requests	-	209,149	209,149	-	209,149	209,149	-
W7.	New Position Requests	-	1,500	-	-	1,500	-	-
W8.	New Position Requests	-	173,531	-	-	173,531	-	-
W9.	New Position Requests	-	154,310	154,310	-	154,310	154,310	-
W10.	New Position Requests	-	94,262	-	-	94,262	-	-
Notes: 2 Recreation Workers, 2 Special Projects Coordinators, Aquatics Center Leader (CC#6105), 3 Construction Projcet Managers (CC# 6113), Parks Naturalist, Division Manager Recreation (CC# 6126)								
Workforce Enhancements Total		-	1,034,681	679,202	-	1,034,681	679,202	-
Total Budget		22,956,428	28,939,575	27,305,386		5,983,148	4,348,959	-22,956,428

PLANNING & SUSTAINABILITY (05100)
Development Fund (201)
 FY24 Budget Request / Recommendation Sheet

Departmental Description

The Planning and Sustainability Department consists of three divisions: Long Range Planning, Current Planning, and Development Services. The Long Range Planning division is responsible for policy recommendations and programs to guide the county's growth, including preparation of the County's Comprehensive Plan. The Current Planning division has four key areas of responsibility: zoning and subdivisions, board support, urban design and overlay districts. Responsibilities also include making recommendations for special land use permits, rezoning, text amendments, variances, plat reviews, and historic preservation designations through an inclusive public hearings process. The Development Services division is comprised of three key sections: Permits and Plans Review (residential and non-residential); Inspections (land development, environmental, building, and trades); Business and Alcohol Licensing. The budget is divided among three funds, General - Fund 100, Development - Fund 201, and Special Tax District Unincorporated - Fund 272.

Common Object Expenditures	FY21 Actual	FY22 Actual	FY23 Budget	FY24 Requested	Requested Change	FY24 Recommended	Recommended Change
51-PERSONAL SERVICES AND EMPLOYEE BENEFITS	4,207,672	4,873,349	6,650,621	6,844,984	2.9%	6,801,921	2.3%
52-PURCHASED / CONTRACTED SERVICES	1,717,806	826,915	3,724,220	3,231,368	-13.2%	943,307	-74.7%
53-SUPPLIES	50,232	67,753	123,595	130,496	5.6%	113,230	-8.4%
54-CAPITAL OUTLAYS	340	58,170	131,484	132,384	0.7%	45,000	-65.8%
55-INTERFUND / INTERDEPARTMENTAL CHARGES	1,286,317	1,300,081	1,524,641	1,587,414	4.1%	1,587,414	4.1%
61-OTHER FINANCING USES	-	-	-	2,500,000	-	-	-
70-RETIREMENT SERVICES	595,518	628,508	780,603	816,778	4.6%	886,164	13.5%
Total (\$)	7,857,885	7,754,775	12,935,164	15,243,424	17.8%	10,377,037	-19.8%

Cost Center Level Expenditures	FY21 Actual	FY22 Actual	FY23 Budget	FY24 Requested	Requested Change	FY24 Recommended	Recommended Change
05110-Plan & Sust - Administration	3,885,150	3,151,353	7,235,413	8,929,112	23.4%	4,257,627	-41.2%
05130-Plan & Sust - Land Development	761,519	914,900	1,119,344	1,327,396	18.6%	1,186,418	6.0%
05140-Plan & Sust - Structural Inspections	1,342,004	1,461,638	1,811,554	1,727,889	-4.6%	1,727,889	-4.6%
05150-Plan & Sust - Permits & Zoning	1,216,617	1,498,915	1,948,784	2,393,434	22.8%	2,384,120	22.3%
05160-Plan & Sust - Env Plans Review & Inspection	652,595	727,969	820,069	865,594	5.6%	820,983	0.1%
Total (\$)	7,857,885	7,754,775	12,935,164	15,243,424	17.8%	10,377,037	-19.8%

Positions	FY21 Actual	FY22 Actual	FY23 Actual	FY24 Requested	Requested Change	FY24 Recommended	Recommended Change
Filled Positions	68	67	68	85	17	85	17
Funded Positions	68	67	79	85	6	85	6

Notes: 68 filled, 9 vacant, 8 new positions.

Departmental Notes

FY23 department budget reflects a 4% cost of living adjustment (COLA), technology refresh, printing and advertisement services.

PLANNING & SUSTAINABILITY (05100)
Development Fund (201)
 FY24 Budget Request / Recommendation Sheet

Base Budget by Object Class/Selected Object Code	FY23 Budget	FY24 Requested	FY24 Recommended	FY24 Approved	Requested Change	Recommended Change	Approved Change
51-PERSONAL SERVICES AND EMPLOYEE BENEFITS	6,650,621	5,728,582	5,639,334	-	-922,039	-1,011,287	-6,650,621
Salaries	4,701,939	4,312,088	4,312,088	-	-389,851	-389,851	-4,701,939
Salaries - Adjustments	339,106	-	-	-	-339,106	-339,106	-339,106
Salaries - Overtime	32,028	32,028	21,780	-	-	-10,248	-32,028
County Match - Group Insurance	16,284	-	-	-	-16,284	-16,284	-16,284
County Match - Grp Ins - Allocated	1,037,250	952,000	873,000	-	-85,250	-164,250	-1,037,250
County Match - FICA	359,698	329,875	329,875	-	-29,823	-29,823	-359,698
401(A) Employer Contribution	107,049	95,927	95,927	-	-11,122	-11,122	-107,049
Unemployment Compensation	3,689	5,090	5,090	-	1,401	1,401	-3,689
Workers Compensation	53,578	1,575	1,575	-	-52,003	-52,003	-53,578
52-PURCHASED / CONTRACTED SERVICES	3,724,220	3,164,220	943,307	-	-560,000	-2,780,913	-3,724,220
53-SUPPLIES	123,595	122,695	113,230	-	-900	-10,365	-123,595
54-CAPITAL OUTLAYS	131,484	132,384	45,000	-	900	-86,484	-131,484
55-INTERFUND / INTERDEPARTMENTAL CHARGES	1,524,641	1,587,414	1,587,414	-	62,773	62,773	-1,524,641
70-RETIREMENT SERVICES	780,603	816,778	886,164	-	36,175	105,561	-780,603
Base Budget (Total)	12,935,164	11,552,073	9,214,449	-	-1,383,091	-3,720,714	-12,935,164

Operating Enhancements		FY23 Budget	FY24 Requested	FY24 Recommended	FY24 Approved	Requested Change	Recommended Change	Approved Change
O1.	Engineering Services. (Plan & Sust - Land Development). Increase in Professional Engineering Services	-	6,000	-	-	6,000	-	-
O2.	ICC Training. (Plan & Sust - Permits Division). ICC Training for the Permits Division	-	15,656	-	-	15,656	-	-
O3.	Training for Staff. (Plan & Sust - Plans Review). Training for staff to acquire knowledge and learning.	-	8,844	-	-	8,844	-	-
O4.	Training. (Plan & Sust - Land Development). Training for staff in Land Development	-	6,648	-	-	6,648	-	-
O5.	Salary Adjustments. (Plan & Sust - Permits Division). Salary In Grade Adjustments and Position Reallocations	-	50,000	-	-	50,000	-	-
O6.	Supplies for Staff. (Plan & Sust - Plans Review). Supplies to perform job duties.	-	7,801	-	-	7,801	-	-
O7.	Cost of living adjustment (COLA). 4% COLA effective July 1, 2024.	-	-	96,185	-	-	96,185	-
O8.	Plans Review and Inspections Support. (Plan & Sust - Plans Review). Plans Review Inspections and Support - Other Professional Services	-	30,000	-	-	30,000	-	-
Operating Enhancements Total		-	124,949	96,185	-	124,949	96,185	-

PLANNING & SUSTAINABILITY (05100)
Development Fund (201)
 FY24 Budget Request / Recommendation Sheet

Workforce Enhancements		FY23 Budget	FY24 Requested	FY24 Recommended	FY24 Approved	Requested Change	Recommended Change	Approved Change
W1.	Existing Vacancies	-	400,816	400,816	-	400,816	400,816	-
W2.	Existing Vacancies	-	69,610	69,610	-	69,610	69,610	-
W3.	Existing Vacancies	-	66,575	66,575	-	66,575	66,575	-
W4.	Existing Vacancies	-	121,011	121,011	-	121,011	121,011	-
Notes: W1 - (CC05110 - Special Project Coordinator, Pos #15440. Deputy Director, Pos #15580. Business Analyst, Pos #15909. Admin Specialist, Pos #17231. Dept Sys Admin, Pos #999589, start date 4/1/2024) (CC05130 - Engineer Review Officer, Pos #15870, start date 4/1/2024) (CC05140 - Building Inspector Snr, Pos #00606, start date 4/1/24) (CC05160 - Land Development Inspector, Pos #15482, start date 4/1/2024, Arbotrist, Pos #16128, start date 4/1/2024)								
W6.	New Position Requests	-	120,987	120,987	-	120,987	120,987	-
W7.	New Position Requests	-	55,708	55,708	-	55,708	55,708	-
W8.	New Position Requests	-	231,695	231,695	-	231,695	231,695	-
Notes: W2 - (CC05110 - 2 Departmental IT Specialist, start date 4/1/2024) CC05130 - Engineer Review Officer, start date 4/1/2024) (CC05150 - 5 Customer Support Assistant, start date 4/1/2024)								
Workforce Enhancements Total		-	1,066,402	1,066,402	-	1,066,402	1,066,402	-
Total Budget		12,935,164	12,743,424	10,377,037		-191,740	-2,558,127	-12,935,164

PLANNING & SUSTAINABILITY (05100)
General Fund (100)
 FY24 Budget Request / Recommendation Sheet

Departmental Description

The Planning and Sustainability Department consists of three divisions: Long Range Planning, Current Planning, and Development Services. The Long Range Planning division is responsible for policy recommendations and programs to guide the county's growth, including preparation of the County's Comprehensive Plan. The Current Planning division has four key areas of responsibility: zoning and subdivisions, board support, urban design and overlay districts. Responsibilities also include making recommendations for special land use permits, rezoning, text amendments, variances, plat reviews, and historic preservation designations through an inclusive public hearings process. The Development Services division is comprised of three key sections: Permits and Plans Review (residential and non-residential); Inspections (land development, environmental, building, and trades); Business and Alcohol Licensing. The budget is divided among three funds, General - Fund 100, Development - Fund 201, and Special Tax District Unincorporated - Fund 272.

Common Object Expenditures	FY21 Actual	FY22 Actual	FY23 Budget	FY24 Requested	Requested Change	FY24 Recommended	Recommended Change
51-PERSONAL SERVICES AND EMPLOYEE BENEFITS	968,529	1,009,762	1,915,905	1,875,227	-2.1%	1,899,881	-0.8%
52-PURCHASED / CONTRACTED SERVICES	479,670	473,770	1,301,322	1,322,504	1.6%	1,205,416	-7.4%
53-SUPPLIES	4,260	49,071	49,720	60,273	21.2%	67,822	36.4%
54-CAPITAL OUTLAYS	3,702	22,950	4,500	54,500	1,111.1%	54,500	1,111.1%
55-INTERFUND / INTERDEPARTMENTAL CHARGES	3,127	-	-	60,000	-	-	-
70-RETIREMENT SERVICES	-	157,228	195,274	183,313	-6.1%	194,397	-0.4%
Total (\$)	1,459,288	1,712,782	3,466,721	3,555,817	2.6%	3,422,016	-1.3%

Cost Center Level Expenditures	FY21 Actual	FY22 Actual	FY23 Budget	FY24 Requested	Requested Change	FY24 Recommended	Recommended Change
05110-Plan & Sust - Administration	120	41,322	-	-	-	-	-
05115-Plan & Sust - Planning Administration	598,942	752,377	1,570,362	1,663,070	5.9%	1,539,330	-2.0%
05130-Plan & Sust - Land Development	325	-	-	-	-	-	-
05140-Plan & Sust - Structural Inspections	-	3,130	-	-	-	-	-
05145-Plan & Sust - Code Compliance	2,766	3,214	-	-	-	-	-
05160-Plan & Sust - Env Plans Review & Inspection	-	4,038	-	-	-	-	-
05170-Plan & Sust - Long Range Planning	855,682	905,311	1,896,359	1,892,746	-0.2%	1,882,686	-0.7%
05180-Plan & Sust - Zoning Analysis	1,452	3,390	-	-	-	-	-
Total (\$)	1,459,288	1,712,782	3,466,721	3,555,817	2.6%	3,422,016	-1.3%

Positions	FY21 Actual	FY22 Actual	FY23 Actual	FY24 Requested	Requested Change	FY24 Recommended	Recommended Change
Filled Positions	13	13	12	20	8	20	8
Funded Positions	13	13	19	20	1	20	1

Notes: 12 filled, 4 vacant, 4 new positions.

Departmental Notes

FY23 department budget reflects a 4% cost of living adjustment (COLA), technology refresh, printing and advertisement services.

PLANNING & SUSTAINABILITY (05100)
General Fund (100)
 FY24 Budget Request / Recommendation Sheet

Base Budget by Object Class/Selected Object Code	FY23 Budget	FY24 Requested	FY24 Recommended	FY24 Approved	Requested Change	Recommended Change	Approved Change
51-PERSONAL SERVICES AND EMPLOYEE BENEFITS	1,915,905	1,268,181	1,249,181	-	-647,724	-666,724	-1,915,905
Salaries	1,449,565	946,772	946,772	-	-502,793	-502,793	-1,449,565
Salaries - Part Time	27,861	-	-	-	-27,861	-27,861	-27,861
Salaries - Overtime	58,668	58,668	58,668	-	-	-	-58,668
County Match - Group Insurance	2,808	2,808	2,808	-	-	-	-2,808
County Match - Grp Ins - Allocated	239,625	168,000	149,000	-	-71,625	-90,625	-239,625
County Match - FICA	108,953	72,132	72,132	-	-36,821	-36,821	-108,953
401(A) Employer Contribution	19,971	10,480	10,480	-	-9,491	-9,491	-19,971
Workers Compensation	450	1,317	1,317	-	867	867	-450
Allowance - Automobile	8,004	8,004	8,004	-	-	-	-8,004
52-PURCHASED / CONTRACTED SERVICES	1,301,322	696,322	595,416	-	-605,000	-705,906	-1,301,322
53-SUPPLIES	49,720	49,720	61,322	-	-	11,602	-49,720
54-CAPITAL OUTLAYS	4,500	4,500	4,500	-	-	-	-4,500
70-RETIREMENT SERVICES	195,274	183,313	194,397	-	-11,961	-877	-195,274
Base Budget (Total)	3,466,721	2,202,036	2,104,816	-	-1,264,685	-1,361,905	-3,466,721

Base Adjustments	FY23 Budget	FY24 Requested	FY24 Recommended	FY24 Approved	Requested Change	Recommended Change	Approved Change
B1. Supplies for annual community World Planning Day Event. (Plan & Sust - Long Range Planning). Community outreach event that highlights the department's divisions and services that are provided to the citizens of DeKalb County.	-	6,500	6,500	-	6,500	6,500	-
Base Adjustments Total	-	6,500	6,500	-	6,500	6,500	-

Operating Enhancements	FY23 Budget	FY24 Requested	FY24 Recommended	FY24 Approved	Requested Change	Recommended Change	Approved Change
O1. Training and Certifications. (Plan & Sust - Planning Administration). Training for conferences for Specialized Six Sigma Training and certification for Planning Management staff	-	6,248	-	-	6,248	-	-
O2. Funds Match. (Plan & Sust - Long Range Planning). Funds Match. (Planning - Long Range Planning). Matching funds for ARC LCI grants, SAP Plans, Clifton Corridor MARTA station and World Planning/Urbanism Day. Recognition efforts. Matching funds for ARC LCI grants, SAP plans, Clifton Corridor MARTA station, and World Planning/Urbanism recognition efforts.	-	605,000	605,000	-	605,000	605,000	-
O3. Membership Dues. (Plan & Sust - Planning Administration). APA/GPA Membership, ICC Membership and annual dues to current certification programs	-	3,542	-	-	3,542	-	-
O4. Membership Dues. (Plan & Sust - Long Range Planning). Annual Memberships. (Planning - Long Range) To increase Georgia Planning Associations membership for employees.	-	1,796	-	-	1,796	-	-
O5. Microsoft Projects Software. (Plan & Sust - Planning Administration). Helps with prioritizing projects with milestones to serve customers timely with project management.	-	50,000	50,000	-	50,000	50,000	-
O6. Training. (Plan & Sust - Long Range Planning). Staff Development. To fund training for staff in Long Range Planning	-	4,596	-	-	4,596	-	-
O7. Marketing. (Plan & Sust - Planning Administration). Marketing Services - Advertising, digital marketing, consulting to strategy (Professional Services)	-	5,000	5,000	-	5,000	5,000	-
O8. Supplies. (Plan & Sust - Long Range Planning). To fund supplies for staff in Long Range Planning	-	4,053	-	-	4,053	-	-
O9. Vehicle. (Plan & Sust - Planning Administration). New vehicle to complete inspections.	-	60,000	-	-	60,000	-	-

PLANNING & SUSTAINABILITY (05100)
General Fund (100)
 FY24 Budget Request / Recommendation Sheet

O10.	Cost of living adjustment (COLA). 4% COLA effective July 1, 2024.	-	-	20,820	-	-	20,820	-
O11.	Salary Adjustments. (Plan & Sust - Long Range Planning). Salary Adjustments - In Grade Adjustments and Position Reallocations	-	10,000	-	-	10,000	-	-
Operating Enhancements Total		-	750,235	680,820	-	750,235	680,820	-

Workforce Enhancements		FY23 Budget	FY24 Requested	FY24 Recommended	FY24 Approved	Requested Change	Recommended Change	Approved Change
W1.	Existing Vacancies	-	204,937	237,772	-	204,937	237,772	-
W2.	Existing Vacancies	-	121,781	121,781	-	121,781	121,781	-
Notes: W1 - (CC05115 - Admin Coordinator, Pos #00561, Director, Pos #00567, start date 4/1/2024)								
W4.	New Position Requests	-	270,328	270,328	-	270,328	270,328	-
Notes: W2 - (CC05115 - Public Information Officer, Public Outreach Specialist, Payroll Personnel Asst Lead, Special Project Coordinator Senior, start date 4/1/2024)								
Workforce Enhancements Total		-	597,046	629,880	-	597,046	629,880	-

Total Budget		3,466,721	3,555,817	3,422,016		89,096	-44,705	-3,466,721
---------------------	--	------------------	------------------	------------------	--	---------------	----------------	-------------------

PLANNING & SUSTAINABILITY (05100)
Unincorporated Fund (272)
 FY24 Budget Request / Recommendation Sheet

Departmental Description

The Planning and Sustainability Department consists of three divisions: Long Range Planning, Current Planning, and Development Services. The Long Range Planning division is responsible for policy recommendations and programs to guide the county's growth, including preparation of the County's Comprehensive Plan. The Current Planning division has four key areas of responsibility: zoning and subdivisions, board support, urban design and overlay districts. Responsibilities also include making recommendations for special land use permits, rezoning, text amendments, variances, plat reviews, and historic preservation designations through an inclusive public hearings process. The Development Services division is comprised of three key sections: Permits and Plans Review (residential and non-residential); Inspections (land development, environmental, building, and trades); Business and Alcohol Licensing. The budget is divided among three funds, General - Fund 100, Development - Fund 201, and Special Tax District Unincorporated - Fund 272.

Common Object Expenditures	FY21 Actual	FY22 Actual	FY23 Budget	FY24 Requested	Requested Change	FY24 Recommended	Recommended Change
51-PERSONAL SERVICES AND EMPLOYEE BENEFITS	1,569,291	1,567,421	1,778,393	2,287,875	28.6%	2,243,431	26.1%
52-PURCHASED / CONTRACTED SERVICES	79,165	110,106	762,481	802,173	5.2%	818,069	7.3%
53-SUPPLIES	2,056	5,388	15,579	17,579	12.8%	17,579	12.8%
54-CAPITAL OUTLAYS	-	-	25,632	21,500	-16.1%	21,500	-16.1%
55-INTERFUND / INTERDEPARTMENTAL CHARGES	35,757	3,918	40,568	90,767	123.7%	90,767	123.7%
70-RETIREMENT SERVICES	-	261,362	324,614	287,743	-11.4%	305,141	-6.0%
Total (\$)	1,686,269	1,948,194	2,947,267	3,507,637	19.0%	3,496,487	18.6%

Cost Center Level Expenditures	FY21 Actual	FY22 Actual	FY23 Budget	FY24 Requested	Requested Change	FY24 Recommended	Recommended Change
05145-Plan & Sust - Code Compliance	21,461	64,079	1,588	-	-100.0%	-	-100.0%
05180-Plan & Sust - Zoning Analysis	984,468	1,232,971	2,053,080	2,657,843	29.5%	2,699,222	31.5%
05181-Plan & Sust - Business License	680,340	651,145	892,599	849,794	-4.8%	797,265	-10.7%
Total (\$)	1,686,269	1,948,194	2,947,267	3,507,637	19.0%	3,496,487	18.6%

Positions	FY21 Actual	FY22 Actual	FY23 Actual	FY24 Requested	Requested Change	FY24 Recommended	Recommended Change
Filled Positions	22	24	26	27	1	27	1
Funded Positions	22	24	22	27	5	27	5

Notes: 26 filled positions, 1 vacant position.

Departmental Notes

FY23 department budget reflects a 4% cost of living adjustment (COLA), technology refresh, printing and advertisement services.

PLANNING & SUSTAINABILITY (05100)
Unincorporated Fund (272)
 FY24 Budget Request / Recommendation Sheet

Base Budget by Object Class/Selected Object Code	FY23 Budget	FY24 Requested	FY24 Recommended	FY24 Approved	Requested Change	Recommended Change	Approved Change
51-PERSONAL SERVICES AND EMPLOYEE BENEFITS	1,778,393	2,172,817	2,144,921	-	394,424	366,528	-1,778,393
Salaries	1,304,941	1,635,885	1,635,885	-	330,944	330,944	-1,304,941
Salaries - Adjustments	34,714	-	-	-	-34,714	-34,714	-34,714
Salaries - Overtime	7,236	7,236	7,232	-	-	-4	-7,236
County Match - Group Insurance	5,892	5,892	-	-	-	-5,892	-5,892
County Match - Grp Ins - Allocated	297,000	364,000	342,000	-	67,000	45,000	-297,000
County Match - FICA	99,827	125,145	125,145	-	25,318	25,318	-99,827
401(A) Employer Contribution	27,195	34,659	34,659	-	7,464	7,464	-27,195
Workers Compensation	1,588	-	-	-	-1,588	-1,588	-1,588
52-PURCHASED / CONTRACTED SERVICES	762,481	507,901	523,797	-	-254,580	-238,684	-762,481
53-SUPPLIES	15,579	17,579	17,579	-	2,000	2,000	-15,579
54-CAPITAL OUTLAYS	25,632	-	-	-	-25,632	-25,632	-25,632
55-INTERFUND / INTERDEPARTMENTAL CHARGES	40,568	40,767	40,767	-	199	199	-40,568
70-RETIREMENT SERVICES	324,614	287,743	305,141	-	-36,871	-19,473	-324,614
Base Budget (Total)	2,947,267	3,026,807	3,032,205	-	79,540	84,938	-2,947,267

Base Adjustments	FY23 Budget	FY24 Requested	FY24 Recommended	FY24 Approved	Requested Change	Recommended Change	Approved Change
B1. Board Commission Training. (Plan & Sust - Zoning Analysis). Training Board Commissions	-	33,004	33,004	-	33,004	33,004	-
B2. BOC Zoning and Sign Ordinance Updates. (Plan & Sust - Zoning Analysis). Recently adopted 2050 Unified Plan, includes several recommendations for significant changes to the Zoning Ordinance and Sign Ordinance to address land use needs/desires.	-	146,904	146,904	-	146,904	146,904	-
B3. Staff Training. (Plan & Sust - Zoning Analysis). To fund training to the new employees in the Current Planning Division	-	4,364	4,364	-	4,364	4,364	-
Base Adjustments Total	-	184,272	184,272	-	184,272	184,272	-

Operating Enhancements	FY23 Budget	FY24 Requested	FY24 Recommended	FY24 Approved	Requested Change	Recommended Change	Approved Change
O1. Office Space Upgrades. (Plan & Sust - Business License). Business Licenses Office Space Upgrades and workstation enhancements	-	10,000	10,000	-	10,000	10,000	-
O2. Salary Adjustments. (Plan & Sust - Business License). Salary In Grade Adjustments and Position Reallocations	-	10,000	-	-	10,000	-	-
O3. Cost of living adjustment (COLA). 4% COLA effective July 1, 2024.	-	-	35,981	-	-	35,981	-
O4. Salary Adjustments (Current Planning). (Plan & Sust - Zoning Analysis). Salary Adjustments - In Grade Adjustments and Position Reallocations	-	20,000	20,000	-	20,000	20,000	-
O5. Software. (Plan & Sust - Zoning Analysis). Canva Software for public engagement, internal and BOC presentations	-	1,500	1,500	-	1,500	1,500	-
O6. Office Space Enhancement. (Plan & Sust - Zoning Analysis). Upgrade workstation; glass wall, workstations, new huddle room, and enclosing breakroom	-	100,000	100,000	-	100,000	100,000	-
O7. New Vehicle (Van). (Plan & Sust - Zoning Analysis). Transportation for staff	-	50,000	50,000	-	50,000	50,000	-
O8. Computer Equipment for Current Planning. (Plan & Sust - Zoning Analysis). Computer Equipment in case of old devices	-	20,000	20,000	-	20,000	20,000	-
Operating Enhancements Total	-	211,500	237,481	-	211,500	237,481	-

PLANNING & SUSTAINABILITY (05100)
Unincorporated Fund (272)
 FY24 Budget Request / Recommendation Sheet

Workforce Enhancements		FY23 Budget	FY24 Requested	FY24 Recommended	FY24 Approved	Requested Change	Recommended Change	Approved Change
W1.	Existing Vacancies	-	85,058	42,529	-	85,058	42,529	-
Notes: W1 - (CC05181 - Accounting Technician, Pos #00135, start date 4/1/2024)								
Workforce Enhancements Total		-	85,058	42,529	-	85,058	42,529	-
Total Budget		2,947,267	3,507,637	3,496,487		560,370	549,220	-2,947,267

POLICE (04600)
General Fund (100)
 FY24 Budget Request / Recommendation Sheet

Departmental Description

The Police Department is under the umbrella of Public Safety and reports to the Director of Public Safety. The Department is comprised of Five (5) distinct divisions. The divisions of the police department include the Office of the Chief, which includes the Office of the Chief of Staff; the Uniform Division; the Special Operations Division; the Criminal Investigations Division; and the Support Services Division. The departmental budget is divided among two (2) funds; the General Fund and the Police Fund.

Common Object Expenditures	FY21 Actual	FY22 Actual	FY23 Budget	FY24 Requested	Requested Change	FY24 Recommended	Recommended Change
51-PERSONAL SERVICES AND EMPLOYEE BENEFITS	1,296,713	1,365,617	1,660,715	1,697,373	2.2%	1,554,404	-6.4%
52-PURCHASED / CONTRACTED SERVICES	3,912,099	3,920,488	5,792,934	4,637,397	-19.9%	4,644,137	-19.8%
53-SUPPLIES	134,868	77,060	422,047	222,047	-47.4%	222,047	-47.4%
54-CAPITAL OUTLAYS	-	-	3,000	3,000	-	3,000	-
55-INTERFUND / INTERDEPARTMENTAL CHARGES	143,583	67,296	77,960	131,810	69.1%	131,810	69.1%
58-DEBT SERVICES	-	1,212,217	-	1,212,217	-	1,212,217	-
70-RETIREMENT SERVICES	-	190,331	236,393	179,819	-23.9%	190,692	-19.3%
Total (\$)	5,487,263	6,833,008	8,193,049	8,083,663	-1.3%	7,958,307	-2.9%

Cost Center Level Expenditures	FY21 Actual	FY22 Actual	FY23 Budget	FY24 Requested	Requested Change	FY24 Recommended	Recommended Change
04601-Police - Directors Office	410,581	487,795	814,348	698,456	-14.2%	551,979	-32.2%
04602-Police - Administrative Services	1,344,960	1,671,407	1,989,843	1,970,764	-1.0%	1,985,145	-0.2%
04604-Police - Communications	3,597,691	4,583,674	5,163,543	5,144,471	-0.4%	5,151,211	-0.2%
04608-Police - Training & Personnel Development	-	-	-	21,807	-	21,807	-
04609-Police - Firing Range	109,562	74,896	210,913	165,193	-21.7%	165,193	-21.7%
04616-Police - Animal Control	24,450	14,734	14,402	82,973	476.1%	82,973	476.1%
04679-Police Services - Intelligence-Led-Policing	18	501	-	-	-	-	-
Total (\$)	5,487,263	6,833,008	8,193,049	8,083,663	-1.3%	7,958,307	-2.9%

Positions	FY21 Actual	FY22 Actual	FY23 Actual	FY24 Requested	Requested Change	FY24 Recommended	Recommended Change
Filled Positions	16	15	12	18	6	18	6
Funded Positions	15	17	18	18	-	18	-

Notes: 12 filled, 5 vacant, 1 new positions

Departmental Notes

The FY24 budget includes funding for a 4% cost of living adjustment.

POLICE (04600)
General Fund (100)
 FY24 Budget Request / Recommendation Sheet

Base Budget by Object Class/Selected Object Code	FY23 Budget	FY24 Requested	FY24 Recommended	FY24 Approved	Requested Change	Recommended Change	Approved Change
51-PERSONAL SERVICES AND EMPLOYEE BENEFITS	1,660,715	1,177,298	1,159,298	-	-483,417	-501,417	-1,660,715
Salaries	1,199,795	859,697	859,697	-	-340,098	-340,098	-1,199,795
Salaries - Adjustments	27,401	-	-	-	-27,401	-27,401	-27,401
Salaries - Overtime	2,000	2,000	2,000	-	-	-	-2,000
County Match - Grp Ins - Allocated	243,000	168,000	150,000	-	-75,000	-93,000	-243,000
County Match - FICA	91,102	62,245	62,245	-	-28,857	-28,857	-91,102
401(A) Employer Contribution	20,069	18,025	18,025	-	-2,044	-2,044	-20,069
Workers Compensation	76,604	66,588	66,588	-	-10,016	-10,016	-76,604
Allowance - Clothing	744	744	744	-	-	-	-744
Notes: Base budget funds 12 positions.							
52-PURCHASED / CONTRACTED SERVICES	5,792,934	4,637,397	4,644,137	-	-1,155,537	-1,148,797	-5,792,934
53-SUPPLIES	422,047	222,047	222,047	-	-200,000	-200,000	-422,047
54-CAPITAL OUTLAYS	3,000	3,000	3,000	-	-	-	-3,000
55-INTERFUND / INTERDEPARTMENTAL CHARGES	77,960	131,810	131,810	-	53,850	53,850	-77,960
58-DEBT SERVICES	-	1,212,217	1,212,217	-	1,212,217	1,212,217	-
70-RETIREMENT SERVICES	236,393	179,819	190,692	-	-56,574	-45,701	-236,393
Base Budget (Total)	8,193,049	7,563,589	7,563,202	-	-629,461	-629,848	-8,193,049

Operating Enhancements		FY23 Budget	FY24 Requested	FY24 Recommended	FY24 Approved	Requested Change	Recommended Change	Approved Change
O1.	New Chief of Staff Position (Police - Director's Office). Salary Adjustments - to oversee Public Safety Operation with the option of being a civilian or a sworn officer.	-	146,477	-	-	146,477	-	-
O2.	Cost of living adjustment (COLA). 4% COLA effective July 1, 2024.	-	-	21,508	-	-	21,508	-
Operating Enhancements Total		-	146,477	21,508	-	146,477	21,508	-

Workforce Enhancements		FY23 Budget	FY24 Requested	FY24 Recommended	FY24 Approved	Requested Change	Recommended Change	Approved Change
W1.	Existing Vacancies	-	313,092	313,092	-	313,092	313,092	-
Notes: W1 2 Payroll/Personnel Assistant, Pos# 00056 & 00134, start date 4/1/2024; 1 Fiscal Assistant, Pos# 00258, start date 4/1/2024; 1 Fiscal Officer, Sr, Pos# 01283, start date 4/1/2024; 1 Administrative Specialist, Pos# 06767, start date 4/1/2024 (CC 04602 - Police - Administrative Services)								
W3.	New Position Requests	-	60,506	60,506	-	60,506	60,506	-
Notes: W3 1 Management Analyst I, (CC 04601 - Police - Directors Office, Pos# n/a, start date 4/1/2024)								
Workforce Enhancements Total		-	373,598	373,598	-	373,598	373,598	-

Total Budget	8,193,049	8,083,663	7,958,307	-	-109,386	-234,742	-8,193,049
---------------------	------------------	------------------	------------------	----------	-----------------	-----------------	-------------------

POLICE (04600)
Police Services Fund (274)
 FY24 Budget Request / Recommendation Sheet

Departmental Description

The Police Department is under the umbrella of Public Safety and reports to the Director of Public Safety. The Department is comprised of Five (5) distinct divisions. The divisions of the police department include the Office of the Chief, which includes the Office of the Chief of Staff; the Uniform Division; the Special Operations Division; the Criminal Investigations Division; and the Support Services Division. The departmental budget is divided among two (2) funds; the General Fund and the Police Fund.

Common Object Expenditures	FY21 Actual	FY22 Actual	FY23 Budget	FY24 Requested	Requested Change	FY24 Recommended	Recommended Change
51-PERSONAL SERVICES AND EMPLOYEE BENEFITS	63,916,292	68,803,546	84,554,228	102,098,214	20.7%	83,183,270	-1.6%
52-PURCHASED / CONTRACTED SERVICES	2,067,855	3,148,160	6,612,498	6,240,593	-5.6%	6,240,593	-5.6%
53-SUPPLIES	1,664,503	1,824,645	4,162,342	3,391,250	-18.5%	3,391,250	-18.5%
54-CAPITAL OUTLAYS	52,531	210,461	1,762,201	895,745	-49.2%	895,745	-49.2%
55-INTERFUND / INTERDEPARTMENTAL CHARGES	15,415,996	11,767,045	13,809,903	16,078,732	16.4%	16,078,732	16.4%
61-OTHER FINANCING USES	937,697	804,510	1,227,912	1,227,912	-	1,227,912	-
70-RETIREMENT SERVICES	-	8,748,170	10,865,225	9,718,075	-10.6%	10,305,672	-5.1%
Total (\$)	84,054,874	95,306,537	122,994,310	139,650,521	13.5%	121,323,175	-1.4%

Cost Center Level Expenditures	FY21 Actual	FY22 Actual	FY23 Budget	FY24 Requested	Requested Change	FY24 Recommended	Recommended Change
04655-Police Services - Records	1,861,925	2,328,782	2,256,207	2,448,493	8.5%	2,264,729	0.4%
04660-Police Services - Assistant Director	1,543,160	1,459,003	1,684,422	1,909,214	13.3%	1,797,262	6.7%
04661-Police Services - Service Support	3,098,798	2,950,826	4,297,035	5,958,908	38.7%	5,201,219	21.0%
04662-Police Services - Internal Affairs	886,222	835,366	934,737	1,139,538	21.9%	1,064,059	13.8%
04663-Police Services - Criminal Investigation Division	6,435,375	6,637,725	7,598,709	9,469,973	24.6%	7,663,796	0.9%
04664-Police Services - Special Operations Div	5,272,403	5,339,720	7,434,776	7,752,392	4.3%	6,192,558	-16.7%
04665-Police Services - Training	4,527,115	3,471,861	4,563,637	10,782,671	136.3%	9,349,188	104.9%
04667-Police Services - Uniform Division	45,569,949	46,699,976	59,505,842	66,607,135	11.9%	55,827,259	-6.2%
04668-Police Services - Precincts	170,546	183,898	290,349	289,583	-0.3%	289,583	-0.3%
04669-Police Services - Intelligence/Permits	808,283	768,571	1,020,825	1,180,236	15.6%	1,107,537	8.5%
04676-Police Services - Recruiting & Background	1,065,647	1,251,674	1,540,451	1,932,162	25.4%	1,657,154	7.6%
04677-Police Services - Homeland Security	451,439	382,801	438,006	569,250	30.0%	550,906	25.8%
04679-Police Services - Intelligence-Led-Policing	3,912,131	4,312,634	5,383,112	5,643,906	4.8%	4,513,933	-16.1%
04681-Police Services - Crime Scene	1,077,105	1,073,664	1,475,829	1,563,563	5.9%	1,538,244	4.2%
04682-Police Services - Fleet Support	1,028,533	1,987,177	3,765,711	1,836,990	-51.2%	1,808,813	-52.0%
04683-Police Services - Information Technology	787,345	1,763,033	2,579,561	2,348,056	-9.0%	2,348,056	-9.0%
04684-Police Services - Tactical Support	3,784,637	3,830,993	5,219,346	6,359,847	21.9%	5,702,677	9.3%
04693-Police Services - Interfund Support	1,774,262	10,028,833	13,005,754	11,858,604	-8.8%	12,446,201	-4.3%
Total (\$)	84,054,874	95,306,537	122,994,310	139,650,521	13.5%	121,323,175	-1.4%

Positions	FY21 Actual	FY22 Actual	FY23 Actual	FY24 Requested	Requested Change	FY24 Recommended	Recommended Change
Filled Positions	793	685	644	985	341	985	341
Funded Positions	829	901	904	985	81	985	81

Notes: 644 filled, 155 vacant, 186 new positions.

POLICE (04600)
Police Services Fund (274)
FY24 Budget Request / Recommendation Sheet

Departmental Notes
The FY24 budget includes funding for flock camaras, tactical gear, computer equipment for crime center start-up and a 4% cost of living adjustment.

POLICE (04600)
Police Services Fund (274)
 FY24 Budget Request / Recommendation Sheet

Base Budget by Object Class/Selected Object Code	FY23 Budget	FY24 Requested	FY24 Recommended	FY24 Approved	Requested Change	Recommended Change	Approved Change
51-PERSONAL SERVICES AND EMPLOYEE BENEFITS	84,554,228	64,555,838	63,651,838	-	-19,998,390	-20,902,390	-84,554,228
Salaries	52,644,953	44,933,907	44,933,907	-	-7,711,046	-7,711,046	-52,644,953
Salaries - Part Time	401,304	199,500	199,500	-	-201,804	-201,804	-401,304
Salaries - Adjustments	1,217,697	-	-	-	-1,217,697	-1,217,697	-1,217,697
Salaries - Temporary	-	32,000	32,000	-	32,000	32,000	-
Salaries - Overtime	13,421,392	4,800,092	4,800,092	-	-8,621,300	-8,621,300	-13,421,392
County Match - Grp Ins - Allocated	10,740,375	9,012,000	8,108,000	-	-1,728,375	-2,632,375	-10,740,375
County Match - FICA	4,024,095	3,431,259	3,431,259	-	-592,836	-592,836	-4,024,095
401(A) Employer Contribution	646,226	487,650	487,650	-	-158,576	-158,576	-646,226
Workers Compensation	1,395,570	1,585,514	1,585,514	-	189,944	189,944	-1,395,570
Allowance - Clothing	62,616	73,916	73,916	-	11,300	11,300	-62,616
Notes: Base budget funds 644 positions.							
52-PURCHASED / CONTRACTED SERVICES	6,612,498	6,240,593	6,240,593	-	-371,905	-371,905	-6,612,498
53-SUPPLIES	4,162,342	3,241,250	3,241,250	-	-921,092	-921,092	-4,162,342
54-CAPITAL OUTLAYS	1,762,201	529,245	529,245	-	-1,232,956	-1,232,956	-1,762,201
55-INTERFUND / INTERDEPARTMENTAL CHARGES	13,809,903	16,078,732	16,078,732	-	2,268,829	2,268,829	-13,809,903
61-OTHER FINANCING USES	1,227,912	1,227,912	1,227,912	-	-	-	-1,227,912
70-RETIREMENT SERVICES	10,865,225	9,718,075	10,305,672	-	-1,147,150	-559,553	-10,865,225
Base Budget (Total)	122,994,310	101,591,645	101,275,242	-	-21,402,664	-21,719,067	-122,994,310

Operating Enhancements		FY23 Budget	FY24 Requested	FY24 Recommended	FY24 Approved	Requested Change	Recommended Change	Approved Change
O1.	Fund Triple Overtime Salaries - Overtime - police officers Shortage; to accommodate current Police Officers for additional shifts.	-	183,764	-	-	183,764	-	-
O2.	Tip411 application (Police Services - Assistant Director). Computer Software - computer web-based application that allows us to receive and track anonymous tips.	-	24,000	24,000	-	24,000	24,000	-
O3.	Fund Triple Overtime Salaries - Overtime - police officers Shortage; to accommodate current Police Officers for additional shifts.	-	757,689	-	-	757,689	-	-
O4.	Internal Affairs PRO Software (Police Services - Internal Affairs). Computer Software - software to create database needed to track Internal Affair complaints, use of forces, etc. Current Database is obsolete, and we are at risk of losing historical data.	-	40,700	40,700	-	40,700	40,700	-
O5.	Crime Center Initial Start-up (Police Services - Criminal Investigation Division). Computer Equipment - a real time crime center will allow us to assist officers and detectives, who need information in real time as they respond to a scene or follow a suspect. (computers, monitors, etc.)	-	30,500	30,500	-	30,500	30,500	-
O6.	Fund Triple Overtime Salaries - Overtime - police officers Shortage; to accommodate current Police Officers for additional shifts.	-	1,559,834	-	-	1,559,834	-	-
O7.	Fund Triple Overtime Salaries - Overtime - police officers Shortage; to accommodate current Police Officers for additional shifts.	-	266,347	-	-	266,347	-	-

POLICE (04600)
Police Services Fund (274)
 FY24 Budget Request / Recommendation Sheet

O8.	Surveillance System (Police Services - Uniform Division). Other Equipment > \$5,000 - safety concerns due to recent incident of vandalism at precincts.	-	45,000	45,000	-	45,000	45,000	-
O9.	Fund Triple Overtime Salaries - Overtime - police officers Shortage; to accommodate current Police Officers for additional shifts.	-	72,699	-	-	72,699	-	-
O10.	Fund Triple Overtime Salaries - Overtime - police officers Shortage; to accommodate current Police Officers for additional shifts.	-	275,008	-	-	275,008	-	-
O11.	Fund Triple Overtime Salaries - Overtime - police officers Shortage; to accommodate current Police Officers for additional shifts.	-	18,344	-	-	18,344	-	-
O12.	Fund Triple Overtime Salaries - Overtime - police officers Shortage; to accommodate current Police Officers for additional shifts.	-	1,129,973	-	-	1,129,973	-	-
O13.	Fund Triple Overtime Salaries - Overtime - police officers Shortage; to accommodate current Police Officers for additional shifts.	-	25,319	-	-	25,319	-	-
O14.	Fund Triple Overtime Salaries - Overtime - police officers Shortage; to accommodate current Police Officers for additional shifts.	-	28,177	-	-	28,177	-	-
O15.	Tactical Gear (Police Services - Tactical Support). Tools & Small Equipment - tactical response team needs to be properly equipped to handle protests safely.	-	150,000	150,000	-	150,000	150,000	-
O16.	Fund Triple Overtime Salaries - Overtime - police officers Shortage; to accommodate current Police Officers for additional shifts.	-	111,952	-	-	111,952	-	-
O17.	Fund Triple Overtime Salaries - Overtime - police officers Shortage; to accommodate current Police Officers for additional shifts.	-	75,479	-	-	75,479	-	-
O18.	Fund Triple Overtime Salaries - Overtime - police officers Shortage; to accommodate current Police Officers for additional shifts.	-	1,806,177	-	-	1,806,177	-	-
O19.	Fund Triple Overtime Salaries - Overtime - police officers Shortage; to accommodate current Police Officers for additional shifts.	-	8,602,559	-	-	8,602,559	-	-
O20.	Flock Cameras (Police Services - Tactical Support). Other Equipment > \$5,000 - installation of 61 flock cameras requested by Board of Commissioners.	-	226,300	226,300	-	226,300	226,300	-
O21.	Cost of living adjustment (COLA). 4% COLA effective July 1, 2024.	-	-	1,007,475	-	-	1,007,475	-
O22.	Fund Triple Overtime Salaries - Overtime - police officers Shortage; to accommodate current Police Officers for additional shifts.	-	657,170	-	-	657,170	-	-
Operating Enhancements Total		-	16,086,991	1,523,975	-	16,086,991	1,523,975	-

POLICE (04600)
Police Services Fund (274)
 FY24 Budget Request / Recommendation Sheet

Workforce Enhancements		FY23 Budget	FY24 Requested	FY24 Recommended	FY24 Approved	Requested Change	Recommended Change	Approved Change
W1.	Existing Vacancies	-	560,186	560,186	-	560,186	560,186	-
W2.	Existing Vacancies	-	175,923	175,923	-	175,923	175,923	-
W3.	Existing Vacancies	-	378,098	378,098	-	378,098	378,098	-
W4.	Existing Vacancies	-	162,403	162,403	-	162,403	162,403	-
W5.	Existing Vacancies	-	842,135	842,135	-	842,135	842,135	-
W6.	Existing Vacancies	-	834,689	834,689	-	834,689	834,689	-
W7.	Existing Vacancies	-	1,251,995	1,251,995	-	1,251,995	1,251,995	-
W8.	Existing Vacancies	-	4,101,170	4,101,170	-	4,101,170	4,101,170	-
W9.	Existing Vacancies	-	264,460	264,460	-	264,460	264,460	-
W10.	Existing Vacancies	-	150,215	150,215	-	150,215	150,215	-
W11.	Existing Vacancies	-	235,093	235,093	-	235,093	235,093	-
W12.	Existing Vacancies	-	755,119	755,119	-	755,119	755,119	-
W13.	Existing Vacancies	-	72,689	72,689	-	72,689	72,689	-
W14.	Existing Vacancies	-	453,161	453,161	-	453,161	453,161	-
Notes: W1 1 Paralegal; 1 Police Records Supervisor & 9 Police Records Technician (CC 04655 - Police Services - Records, Pos# various, start date 4/1/2024); W2 1 Police Captain & 1 Public Information Officer (CC 04660 - Police Services - Assistant Director, Pos# various, start date 4/1/2024); W3 2 Police Officer, Master; 1 Police Sergeant & 4 Public Safety Support Assistant (CC 04661 - Police Services - Service Support, Pos# various, start date 4/1/2024); W4 2 Police Sergeant (CC 04662 - Police Services -Internal Affairs, Pos# various, start date 4/1/2024); W5 2 Police Lieutenant; 8 Police Officer, Master & 1 Police Sergeant (CC 04663 - Police Services - Criminal Investigation Division, Pos# various, start date 4/1/2024); W6 2 Police Lieutenant; 7 Police Office, Master; 1 Police Officer, Sr & 1 Police Sergeant (CC 04664 - Police Services - Special Operations Division, Pos# various, start date 4/1/2024); W7 5 Police Cadet; 5 Police Officer, Master; 3 Police Officer, Sr & 8 Police Recruits (CC 04665 - Police Services - Training, Pos# various, start date 4/1/2024); W8 2 Investigative Aide; 2 Police Community Service Aide; 3 Police Lieutenant; 1 Police major; 13 Police Office, Master; 27 Police Office, Sr; 9 Police Recruit; 2 Police Sergeant; 2 Property & Evidence Technician & 1 Public Education Specialist (CC 04667 - Police Services - Uniform Division, Pos# various, start date 4/1/2024); W9 2 Police Office, Master; 1 Police Sergeant; 1 Public Safety Support Assistant (CC 04669 - Police Services - Intelligence/Permits, Pos# various, start date 4/1/2024); W10 1 Management Analyst I; 1Police Lieutenant (CC 04676 - Police Services - Recruiting & Background, Pos# various, start date 4/1/2024); W11 1 Police Officer, Master; 2 Police Sergeant (CC 04677 - Police Services - Homeland Security, Pos# various, start date 4/1/2024); W12 1 Investigative Aide, Sr; 2 Management Analyst I; 7 Police Officer, Master & 1 Police Sergeant (CC 04679 - Police Services - Intelligence-LED-Policing, Pos# various, start date 4/1/2024); W13 1 Police Officer, Master (CC 04682 - Police Services - Fleet Support, Pos# 07989, start date 4/1/2024); W14 4 Police Officer, Master & 2 Police Sergeant (CC 04684 - Police Services - Tactical Support, Pos# various, start date 4/1/2024)								
W16.	New Position Requests	-	4,433,735	3,266,599	-	4,433,735	3,266,599	-
W17.	New Position Requests	-	7,236,264	4,955,472	-	7,236,264	4,955,472	-
W18.	New Position Requests	-	64,551	64,551	-	64,551	64,551	-
Notes: W16 53 Police Officers, Sr & 16 Police Recruits (CC 04665 - Police Services, Pos# n/a, start date 4/1/2024); W17 76 Police Officer & 40 Police Recruit (CC 04667 - Police Services - Uniform Division, Pos# n/a, start date 4/1/2024); W18 1 Management Analyst II (CC 04679 - Police Services -Intelligence-LED-Policing, Pos# n/a, start date 4/1/2024)								
Workforce Enhancements Total		-	21,971,885	18,523,957	-	21,971,885	18,523,957	-
Total Budget		122,994,310	139,650,521	121,323,175		16,656,212	-1,671,135	-122,994,310

PROBATE COURT (04100)
General Fund (100)
 FY24 Budget Request / Recommendation Sheet

Departmental Description
 The Probate Court has jurisdiction over the probate of wills, administration of estates, appointment of guardians and conservators for incapacitated adults and minors, and mental health commitments. The Probate Court also issues marriage licenses and weapons carry licenses and performs a number of other administrative duties.

Common Object Expenditures	FY21 Actual	FY22 Actual	FY23 Budget	FY24 Requested	Requested Change	FY24 Recommended	Recommended Change
51-PERSONAL SERVICES AND EMPLOYEE BENEFITS	1,901,503	2,059,389	2,765,842	3,068,266	10.9%	3,014,173	9.0%
52-PURCHASED / CONTRACTED SERVICES	181,123	181,438	278,316	264,856	-4.8%	237,151	-14.8%
53-SUPPLIES	38,967	29,934	32,010	46,000	43.7%	39,010	21.9%
54-CAPITAL OUTLAYS	-	96,708	51,996	57,000	9.6%	35,004	-32.7%
57-OTHER COSTS	-	-	1,000	1,000	-	-	-100.0%
70-RETIREMENT SERVICES	-	268,150	333,042	384,283	15.4%	407,517	22.4%
Total (\$)	2,121,593	2,635,618	3,462,206	3,821,405	10.4%	3,732,855	7.8%

Cost Center Level Expenditures	FY21 Actual	FY22 Actual	FY23 Budget	FY24 Requested	Requested Change	FY24 Recommended	Recommended Change
04110-Probate Court	2,121,593	2,635,618	3,462,206	3,821,405	10.4%	3,732,855	7.8%
Total (\$)	2,121,593	2,635,618	3,462,206	3,821,405	10.4%	3,732,855	7.8%

Positions	FY21 Actual	FY22 Actual	FY23 Actual	FY24 Requested	Requested Change	FY24 Recommended	Recommended Change
Filled Positions	27	28	30	33	3	33	3
Funded Positions	27	28	30	33	3	33	3

Notes: 30 filled, 3 new positions.

Departmental Notes
 FY24 budget reflects funding for three new positions and a 4% COLA.

PROBATE COURT (04100)
General Fund (100)
 FY24 Budget Request / Recommendation Sheet

Base Budget by Object Class/Selected Object Code	FY23 Budget	FY24 Requested	FY24 Recommended	FY24 Approved	Requested Change	Recommended Change	Approved Change
51-PERSONAL SERVICES AND EMPLOYEE BENEFITS	2,765,842	2,757,904	2,727,903	-	-7,938	-37,939	-2,765,842
Salaries	1,953,739	2,088,082	2,088,082	-	134,343	134,343	-1,953,739
Salaries - Adjustments	144,490	-	-	-	-144,490	-144,490	-144,490
Salaries - Temporary	24,996	24,996	24,996	-	-	-	-24,996
Salaries - Overtime	18,000	18,000	18,000	-	-	-	-18,000
County Match - Grp Ins - Allocated	432,000	420,000	390,000	-	-12,000	-42,000	-432,000
County Match - FICA	149,461	157,618	157,618	-	8,157	8,157	-149,461
401(A) Employer Contribution	42,617	49,207	49,207	-	6,590	6,590	-42,617
Workers Compensation	539	-	-	-	-539	-539	-539
52-PURCHASED / CONTRACTED SERVICES	278,316	264,856	237,151	-	-13,460	-41,165	-278,316
53-SUPPLIES	32,010	32,010	32,010	-	-	-	-32,010
54-CAPITAL OUTLAYS	51,996	51,996	30,000	-	-	-21,996	-51,996
57-OTHER COSTS	1,000	1,000	-	-	-	-1,000	-1,000
70-RETIREMENT SERVICES	333,042	384,283	407,517	-	51,241	74,475	-333,042
Base Budget (Total)	3,462,206	3,492,049	3,434,581	-	29,843	-27,625	-3,462,206

Base Adjustments	FY23 Budget	FY24 Requested	FY24 Recommended	FY24 Approved	Requested Change	Recommended Change	Approved Change
B1. Operating Supplies (Probate Court - Probate Court). Additional funding for operating supplies to support additional staff and essential court services.	-	9,810	5,000	-	9,810	5,000	-
B2. Books & Subscriptions (Probate Court - Probate Court). Additional funding for continued resources for staff attorneys.	-	4,180	2,000	-	4,180	2,000	-
B3. Tyler Technologies (Probate Court - Probate Court). Additional funding for Tyler Technologies annual consulting contract fees increase.	-	5,004	5,004	-	5,004	5,004	-
Base Adjustments Total	-	18,994	12,004	-	18,994	12,004	-

Operating Enhancements	FY23 Budget	FY24 Requested	FY24 Recommended	FY24 Approved	Requested Change	Recommended Change	Approved Change
O1. Salaries - Adjustments (Probate Court - Probate Court). Additional funding for in-grade adjustments.	-	70,000	-	-	70,000	-	-
O2. Cost of living adjustment (COLA). 4% COLA effective July 1, 2024.	-	-	45,907	-	-	45,907	-
Operating Enhancements Total	-	70,000	45,907	-	70,000	45,907	-

Workforce Enhancements	FY23 Budget	FY24 Requested	FY24 Recommended	FY24 Approved	Requested Change	Recommended Change	Approved Change
W1. New Position Requests	-	240,363	240,363	-	240,363	240,363	-
Notes: W1: Cost Center 04110 - deputy clerk II (2), attorney III. Start date 1/1/24.							
Workforce Enhancements Total	-	240,363	240,363	-	240,363	240,363	-

Total Budget	3,462,206	3,821,405	3,732,855	-	359,199	270,649	-3,462,206
---------------------	------------------	------------------	------------------	----------	----------------	----------------	-------------------

PROPERTY APPRAISAL & ASSESSMENT (02700)**General Fund (100)**

FY24 Budget Request / Recommendation Sheet

Departmental Description

The Board of Tax Assessors, a five-member, part-time body appointed by the Governing Authority, selects a Chief Appraiser to run the daily operations of the department and oversee the following activities: applying fair market value to all real, personal and public utility properties as of January 1 of each year; process all property tax returns; rule on all applications for exempt status; prepare and mail notices of assessment change to property owners; provide information to the Georgia Department of Revenue for approval; appeal, when necessary, to the Georgia Department of Audits; the state sales ratio study; defend appraisals of all appeals before the Board of Equalization, Arbitration and Superior Court; attend required and approved training courses as mandated by the Georgia Department of Revenue and the Code of Georgia; provide access to public records via the county website and respond to inquiries.

Common Object Expenditures	FY21 Actual	FY22 Actual	FY23 Budget	FY24 Requested	Requested Change	FY24 Recommended	Recommended Change
51-PERSONAL SERVICES AND EMPLOYEE BENEFITS	4,517,757	4,570,160	5,654,999	10,792,481	90.8%	5,862,371	3.7%
52-PURCHASED / CONTRACTED SERVICES	337,502	436,338	676,860	885,860	30.9%	885,860	30.9%
53-SUPPLIES	50,789	54,376	68,000	62,000	-8.8%	58,000	-14.7%
54-CAPITAL OUTLAYS	-	18,090	20,000	20,000	-	20,000	-
55-INTERFUND / INTERDEPARTMENTAL CHARGES	83,506	69,572	82,868	101,675	22.7%	101,675	22.7%
70-RETIREMENT SERVICES	-	712,561	914,930	863,027	-5.7%	915,209	-
Total (\$)	4,989,553	5,861,097	7,417,657	12,725,043	71.6%	7,843,115	5.7%

Cost Center Level Expenditures	FY21 Actual	FY22 Actual	FY23 Budget	FY24 Requested	Requested Change	FY24 Recommended	Recommended Change
02710-Property Appraisal & Assessment	4,989,553	5,861,097	7,417,657	12,725,043	71.6%	7,843,115	5.7%
Total (\$)	4,989,553	5,861,097	7,417,657	12,725,043	71.6%	7,843,115	5.7%

Positions	FY21 Actual	FY22 Actual	FY23 Actual	FY24 Requested	Requested Change	FY24 Recommended	Recommended Change
Filled Positions	68	68	70	70	-	70	-
Funded Positions	70	70	70	70	-	70	-

Notes: 70 filled positions

Departmental Notes

The FY24 budget includes small increases for software maintenance, upgrades and data updates. Please note the department request for salary increases included both the base and the increases for salaries and benefits. Due to system constraints this could not be corrected before submittal.

PROPERTY APPRAISAL & ASSESSMENT (02700)
General Fund (100)
 FY24 Budget Request / Recommendation Sheet

Base Budget by Object Class/Selected Object Code	FY23 Budget	FY24 Requested	FY24 Recommended	FY24 Approved	Requested Change	Recommended Change	Approved Change
51-PERSONAL SERVICES AND EMPLOYEE BENEFITS	5,654,999	5,835,495	5,765,495	-	180,497	110,497	-5,654,999
Salaries	3,773,796	4,451,362	4,451,362	-	677,566	677,566	-3,773,796
Salaries - Adjustments	595,062	-	-	-	-595,062	-595,062	-595,062
County Match - Grp Ins - Allocated	948,375	980,000	910,000	-	31,625	-38,375	-948,375
County Match - FICA	287,297	336,769	336,769	-	49,472	49,472	-287,297
County Match - Pension	1	-	-	-	-1	-1	-1
401(A) Employer Contribution	40,816	53,230	53,230	-	12,414	12,414	-40,816
Workers Compensation	3,652	8,134	8,134	-	4,482	4,482	-3,652
Allowance - Automobile	6,000	6,000	6,000	-	-	-	-6,000
Notes: Base budget includes 70 positions.							
52-PURCHASED / CONTRACTED SERVICES	676,860	676,860	676,860	-	-	-	-676,860
53-SUPPLIES	68,000	62,000	58,000	-	-6,000	-10,000	-68,000
54-CAPITAL OUTLAYS	20,000	20,000	20,000	-	-	-	-20,000
55-INTERFUND / INTERDEPARTMENTAL CHARGES	82,868	101,675	101,675	-	18,807	18,807	-82,868
70-RETIREMENT SERVICES	914,930	863,027	915,209	-	-51,903	279	-914,930
Base Budget (Total)	7,417,657	7,559,057	7,537,239	-	141,401	119,583	-7,417,657

Operating Enhancements		FY23 Budget	FY24 Requested	FY24 Recommended	FY24 Approved	Requested Change	Recommended Change	Approved Change
O1.	COLA salary adjustment (Property Appraisal & Assessment). Salaries adjustment - COLA of 4% for staff due to the current inflation rate for 2023 at 3.70 percent and the cost of goods and services experienced in 2023 have yet to peak. The Federal Government is scheduled to increase Social Security payments by 3.2 percent for 2024.	-	4,956,986	-	-	4,956,986	-	-
O2.	Web hosting and maintenance (Property Appraisal & Assessment). Other Professional Services - funds to establish new hosting of website and first year maintenance. Support for the website by the current vendor in many instances is not timely, updates can trigger functionality issues as unintended consequences caused additional failures in the operation of the website.	-	80,000	80,000	-	80,000	80,000	-
O3.	Digitize county property record cards (Property Appraisal & Assessment). Other Professional Services - to digitize historical property record cards eliminating the need to locate additional physical storage space and to free up existing space - currently housed in cabinets covering approximately six hundred and fifty square feet of floor space.	-	129,000	129,000	-	129,000	129,000	-
O4.	Cost of living adjustment (COLA). 4% COLA effective July 1, 2024.	-	-	96,876	-	-	96,876	-
Operating Enhancements Total		-	5,165,986	305,876	-	5,165,986	305,876	-

Total Budget	7,417,657	12,725,043	7,843,115	-	5,307,386	425,459	-7,417,657
---------------------	------------------	-------------------	------------------	----------	------------------	----------------	-------------------

PUBLIC DEFENDER (04500)
General Fund (100)
 FY24 Budget Request / Recommendation Sheet

Departmental Description

The Public Defender's Office was created in 1969 to comply with the United States Supreme Court rulings requiring the provision of attorneys to persons charged in criminal cases. We provide this service in all the Courts including Superior Court, State Court, Juvenile Court, Magistrate Court, all Accountability Courts, all diversion programs, and all Appellate Courts. We are the second largest office in Georgia and with a staff of 100, including attorneys, investigators, social workers, administrative assistants, paralegals and an interpreter, we work to provide excellent legal representation to our clients. In addition to having a dedicated Juvenile Division, Superior Court Division, State Court Division, Pretrial Justice Division and Early Representation Division, we have the following specialized divisions: SB440 in which we represent children charged as adults; Behavioral Health in which we represent clients who suffer from serious mental illness; Accountability Courts in which we represent clients in Drug Courts, Mental Health Courts, DUI Courts, and Veteran's Court; Appellate in which we represent clients in their appeals; Complex Litigation in which we represent clients charged with the most serious and high profile crimes; Cases Involving Children in which we represent clients charged with crimes against children.

Common Object Expenditures	FY21 Actual	FY22 Actual	FY23 Budget	FY24 Requested	Requested Change	FY24 Recommended	Recommended Change
51-PERSONAL SERVICES AND EMPLOYEE BENEFITS	8,344,577	9,112,712	13,513,351	13,167,291	-2.6%	12,611,517	-6.7%
52-PURCHASED / CONTRACTED SERVICES	675,261	711,662	843,270	894,270	6.0%	859,307	1.9%
53-SUPPLIES	57,727	66,711	79,774	139,274	74.6%	119,274	49.5%
54-CAPITAL OUTLAYS	-	-	69,051	155,051	124.5%	92,051	33.3%
55-INTERFUND / INTERDEPARTMENTAL CHARGES	93,457	89,793	97,559	115,577	18.5%	115,577	18.5%
70-RETIREMENT SERVICES	-	1,280,458	1,590,326	1,909,744	20.1%	2,025,215	27.3%
Total (\$)	9,171,023	11,261,337	16,193,331	16,381,207	1.2%	15,822,941	-2.3%

Cost Center Level Expenditures	FY21 Actual	FY22 Actual	FY23 Budget	FY24 Requested	Requested Change	FY24 Recommended	Recommended Change
04510-Public Defender	9,171,023	11,261,337	16,193,331	16,381,207	1.2%	15,822,941	-2.3%
Total (\$)	9,171,023	11,261,337	16,193,331	16,381,207	1.2%	15,822,941	-2.3%

Positions	FY21 Actual	FY22 Actual	FY23 Actual	FY24 Requested	Requested Change	FY24 Recommended	Recommended Change
Filled Positions	94	93	96	98	2	98	2
Funded Positions	94	93	98	98	-	98	-

Notes: 96 filled, 2 new positions.

Departmental Notes

FY24 budget reflects funding for two new positions, salary adjustments and a 4% COLA.

PUBLIC DEFENDER (04500)
General Fund (100)
 FY24 Budget Request / Recommendation Sheet

Base Budget by Object Class/Selected Object Code	FY23 Budget	FY24 Requested	FY24 Recommended	FY24 Approved	Requested Change	Recommended Change	Approved Change
51-PERSONAL SERVICES AND EMPLOYEE BENEFITS	13,513,351	11,829,198	11,731,198	-	-1,684,153	-1,782,153	-13,513,351
Salaries	8,874,868	9,558,691	9,558,691	-	683,823	683,823	-8,874,868
Salaries - Adjustments	1,898,909	-	-	-	-1,898,909	-1,898,909	-1,898,909
Salaries - Savings	548,856	-	-	-	-548,856	-548,856	-548,856
County Match - Group Insurance	26,388	-	-	-	-26,388	-26,388	-26,388
County Match - Grp Ins - Allocated	1,296,000	1,344,000	1,246,000	-	48,000	-50,000	-1,296,000
County Match - FICA	681,432	728,398	728,398	-	46,966	46,966	-681,432
401(A) Employer Contribution	161,150	182,128	182,128	-	20,978	20,978	-161,150
Workers Compensation	25,748	15,981	15,981	-	-9,767	-9,767	-25,748
52-PURCHASED / CONTRACTED SERVICES	843,270	843,270	833,271	-	-	-9,999	-843,270
53-SUPPLIES	79,774	79,774	89,774	-	-	10,000	-79,774
54-CAPITAL OUTLAYS	69,051	69,051	69,051	-	-	-	-69,051
55-INTERFUND / INTERDEPARTMENTAL CHARGES	97,559	115,577	115,577	-	18,018	18,018	-97,559
70-RETIREMENT SERVICES	1,590,326	1,909,744	2,025,215	-	319,418	434,889	-1,590,326
Base Budget (Total)	16,193,331	14,846,614	14,864,086	-	-1,346,717	-1,329,245	-16,193,331

Base Adjustments	FY23 Budget	FY24 Requested	FY24 Recommended	FY24 Approved	Requested Change	Recommended Change	Approved Change
B1. Rental of Real Estate (Public Defender - Public Defender). Funding for annual rental of real estate lease increase.	-	19,000	18,036	-	19,000	18,036	-
B2. Dues (Public Defender - Public Defender). Additional funding for increased membership dues.	-	3,000	3,000	-	3,000	3,000	-
B3. Operating Supplies (Public Defender - Public Defender). Additional funding for operating supplies.	-	50,000	20,000	-	50,000	20,000	-
B4. Books and Subscriptions (Public Defender - Public Defender). Additional funding for subscriptions and resource agreement used by staff attorneys.	-	6,000	6,000	-	6,000	6,000	-
Base Adjustments Total	-	78,000	47,036	-	78,000	47,036	-

Operating Enhancements	FY23 Budget	FY24 Requested	FY24 Recommended	FY24 Approved	Requested Change	Recommended Change	Approved Change
O1. Salary - Adjustments (Public Defender - Public Defender). Funding for FY23 in-grade adjustments not reflected in the FY24 base salary budget.	-	336,482	302,000	-	336,482	302,000	-
O2. Salary - Adjustments (Public Defender - Public Defender). Funding for FY24 in-grade adjustments.	-	65,726	63,108	-	65,726	63,108	-
O3. Salary - Adjustments (Public Defender - Public Defender) County Supplements - Funding for FY24 county supplements for state paid staff attorneys.	-	88,069	-	-	88,069	-	-
O4. Computer Equipment (Public Defender - Public Defender). Additional funding to replace outdated computers.	-	83,000	20,000	-	83,000	20,000	-
O5. Salary - Adjustments (Public Defender - Public Defender) Salary Correction - Funding for FY24 salary adjustment of position #04505.	-	10,400	23,330	-	10,400	23,330	-
O6. Salary - Adjustments (Public Defender - Public Defender) Salary Correction - Funding to adjust FY24 salary for position #10037.	-	26,500	-	-	26,500	-	-
O7. Cost of living adjustment (COLA). 4% COLA effective July1, 2024.	-	-	217,686	-	-	217,686	-
Operating Enhancements Total	-	610,177	626,124	-	610,177	626,124	-

PUBLIC DEFENDER (04500)
General Fund (100)
 FY24 Budget Request / Recommendation Sheet

Workforce Enhancements		FY23 Budget	FY24 Requested	FY24 Recommended	FY24 Approved	Requested Change	Recommended Change	Approved Change
W1.	Existing Vacancies	-	416,932	-	-	416,932	-	-
Notes:								
W2.	New Position Requests	-	405,484	285,695	-	405,484	285,695	-
Notes: W2: Cost Center 04510 - administrative coordinator, supervising attorney. Start date 1/1/24.								
Workforce Enhancements Total		-	822,416	285,695	-	822,416	285,695	-
Total Budget		16,193,331	16,357,207	15,822,941		163,876	-370,390	-16,193,331

PUBLIC WORKS DIRECTOR (05500)
General Fund (100)
 FY24 Budget Request / Recommendation Sheet

Departmental Description

The Director's Office oversees: Fleet Management, Roads & Drainage, Sanitation and Transportation. The Fleet Division provides preventive maintenance and repair services to maintain a highly functional, efficient and economical fleet operation to support DeKalb County departments. The Roads & Drainage Division maintains all county paved and unpaved roads, bridges and drainage structures, stormwater drainage systems, administers the citizen's drainage program, obtains parcels, tracts of land and easements necessary to complete scheduled state and county construction projects. The Sanitation Division collects, transports and disposes of all solid waste generated in the unincorporated areas of DeKalb and cities within DeKalb for which an agreement has been executed, for both commercial and residential customers and manages the county's landfill and composting operations. The Transportation Division improves safety and efficiency of existing transportation infrastructure and traffic safety for the benefit of DeKalb citizens.

Common Object Expenditures	FY21 Actual	FY22 Actual	FY23 Budget	FY24 Requested	Requested Change	FY24 Recommended	Recommended Change
51-PERSONAL SERVICES AND EMPLOYEE BENEFITS	584,223	549,751	607,960	535,343	-11.9%	539,823	-11.2%
52-PURCHASED / CONTRACTED SERVICES	6,218	28,251	127,768	80,626	-36.9%	80,626	-36.9%
53-SUPPLIES	1,086	2,409	7,045	7,045	-	7,045	-
54-CAPITAL OUTLAYS	1,748	1,454	-	-	-	-	-
70-RETIREMENT SERVICES	-	101,079	121,293	92,144	-24.0%	97,715	-19.4%
Total (\$)	593,276	682,943	864,066	715,158	-17.2%	725,209	-16.1%

Cost Center Level Expenditures	FY21 Actual	FY22 Actual	FY23 Budget	FY24 Requested	Requested Change	FY24 Recommended	Recommended Change
05510-Public Works - Directors Office	593,276	682,943	864,066	715,158	-17.2%	725,209	-16.1%
Total (\$)	593,276	682,943	864,066	715,158	-17.2%	725,209	-16.1%

Positions	FY21 Actual	FY22 Actual	FY23 Actual	FY24 Requested	Requested Change	FY24 Recommended	Recommended Change
Filled Positions	6	6	4	4	-	4	-
Funded Positions	6	6	5	4	-1	4	-1

Notes: 4 filled positions

Departmental Notes

PUBLIC WORKS DIRECTOR (05500)
General Fund (100)
 FY24 Budget Request / Recommendation Sheet

Base Budget by Object Class/Selected Object Code	FY23 Budget	FY24 Requested	FY24 Recommended	FY24 Approved	Requested Change	Recommended Change	Approved Change
51-PERSONAL SERVICES AND EMPLOYEE BENEFITS	607,960	535,343	530,343	-	-72,617	-77,617	-607,960
Salaries	469,875	431,014	431,014	-	-38,861	-38,861	-469,875
Salaries - Adjustments	12,533	-	-	-	-12,533	-12,533	-12,533
Salaries - Overtime	972	972	972	-	-	-	-972
County Match - Grp Ins - Allocated	67,500	56,000	51,000	-	-11,500	-16,500	-67,500
County Match - FICA	36,334	30,582	30,582	-	-5,751	-5,751	-36,334
County Match - Pension	4,245	-	-	-	-4,245	-4,245	-4,245
401(A) Employer Contribution	10,376	10,774	10,774	-	398	398	-10,376
Workers Compensation	125	-	-	-	-125	-125	-125
Allowance - Automobile	6,000	6,000	6,000	-	-	-	-6,000
52-PURCHASED / CONTRACTED SERVICES	127,768	80,626	80,626	-	-47,142	-47,142	-127,768
53-SUPPLIES	7,045	7,045	7,045	-	-	-	-7,045
70-RETIREMENT SERVICES	121,293	92,144	97,715	-	-29,149	-23,578	-121,293
Base Budget (Total)	864,066	715,158	715,729	-	-148,908	-148,337	-864,066

Operating Enhancements	FY23 Budget	FY24 Requested	FY24 Recommended	FY24 Approved	Requested Change	Recommended Change	Approved Change
O1. Cost of living adjustment (COLA). 4% COLA effective July 1, 2023.	-	-	9,480	-	-	9,480	-
Operating Enhancements Total	-	-	9,480	-	-	9,480	-

Total Budget	864,066	715,158	725,209	-	-148,908	-138,857	-864,066
---------------------	----------------	----------------	----------------	----------	-----------------	-----------------	-----------------

PURCHASING (01400)
General Fund (100)
 FY24 Budget Request / Recommendation Sheet

Departmental Description

The Purchasing and Contracting Department (P&C) provides centralized procurement utilizing the most common seven procurement methods: Competitive Sealed Bids (ITBs), Competitive Sealed Proposals (RFPs), Informal Purchases (RFQs), Emergency purchases, Cooperative purchases and Vendor qualifications (RFVQ) that meet established Service Level Agreements (SLAs) with user departments.

P&C completes vendor/supplier administration and management through the countywide Oracle e-procurement system (APS-Automated Procurement System) and supplier helpdesk. Oversight of the County's Local Small Business Enterprise (LSBE) program, which is governed by the DeKalb First Ordinance's compliance and certification requirements, are completed by P&C, in addition to the adherence to various other local, state and federal policies/ordinances.

Common Object Expenditures	FY21 Actual	FY22 Actual	FY23 Budget	FY24 Requested	Requested Change	FY24 Recommended	Recommended Change
51-PERSONAL SERVICES AND EMPLOYEE BENEFITS	2,030,734	2,207,112	3,475,667	5,162,349	48.5%	4,524,112	30.2%
52-PURCHASED / CONTRACTED SERVICES	416,158	447,294	414,587	483,764	16.7%	523,755	26.3%
53-SUPPLIES	2,041	5,405	19,944	20,976	5.2%	18,972	-4.9%
54-CAPITAL OUTLAYS	9,016	9,135	82,000	114,773	40.0%	35,773	-56.4%
70-RETIREMENT SERVICES	-	386,469	454,939	358,758	-21.1%	380,450	-16.4%
Total (\$)	2,457,949	3,055,415	4,447,137	6,140,620	38.1%	5,483,062	23.3%

Cost Center Level Expenditures	FY21 Actual	FY22 Actual	FY23 Budget	FY24 Requested	Requested Change	FY24 Recommended	Recommended Change
01410-Purchasing - General	642,376	650,623	991,735	1,829,125	84.4%	1,450,710	46.3%
01430-Purchasing - Central Services	717	651	783	-	-100.0%	-	-100.0%
01440-Purchasing - Contracts	58,784	10,532	70,515	72,515	2.8%	72,515	2.8%
01450-Purchasing - Contract Compliance	238,499	272,002	301,580	770,226	155.4%	839,220	178.3%
01460-Purchasing - Procurement	1,517,573	2,121,607	3,082,524	3,468,755	12.5%	3,120,618	1.2%
Total (\$)	2,457,949	3,055,415	4,447,137	6,140,620	38.1%	5,483,062	23.3%

Positions	FY21 Actual	FY22 Actual	FY23 Actual	FY24 Requested	Requested Change	FY24 Recommended	Recommended Change
Filled Positions	28	25	30	51	21	51	21
Funded Positions	37	32	45	51	6	51	6

Notes: 30 filled positions, 14 vacant positions, 7 new positions

Departmental Notes

PURCHASING (01400)
General Fund (100)
 FY24 Budget Request / Recommendation Sheet

The Chief Operating Officer (COO) directly expressed that Purchasing and Contracting (P&C) use its existing 2023 salary savings to immediately retain existing staff and bring on new staff. Additionally, the COO convened various meetings with himself, P&C, Budget, and HR where he directly expressed that P&C implement measures to fully staff as well as alleviate historical departmental understaffing. He further directed P&C to ensure that necessary human capital, technical, and physical resources are requested within its 2024 budget to support the demonstration of the department's "Journey Towards Excellence".

P&C actively participates in supporting the CEO's yearly priorities. P&C contributes to over 40+ County Departments as they plan, develop, and implement their various procurement requests. These requests support the User Department's established departmental missions, goals, and objectives developed in alignment with the CEO's yearly priorities.

The County's Public Safety Departments, Courts, and other supporting Departments are serviced by P&C as they execute their continued initiatives and ramp up their current initiatives to enhance the safety of the citizens.

P&C supports the Department of Human Resources in their efforts to assist the User Departments in retaining, hiring, and training their existing and new staff members.

P&C also continues in its own efforts to retain, hire, and train its existing and new staff members. Investing in the development of employees builds loyalty, relevant knowledge/skills, and job satisfaction.

The Departments of Human Services, Community Development, Senior Services, Youth Services, Recreation Parks and Cultural Affairs, and WorkSource DeKalb are serviced by P&C as they continue to play their vital role in the overall well-being of DeKalb County residents.

P&C supports Facilities Management, various Public Works Divisions, Code Compliance, Beautification, Planning & Sustainability, and Watershed in their efforts to maintain and improve various County properties and ensure that private property meet local code.

Additionally, having a bright and clean environment has the potential to positively affect the moods of those who spend considerable time in a space.

P&C is also committed to ensuring that its staff members and Department visitors are working within or experiencing an environment that is in good repair and supports physical health.

In addition to the above, the Departments of GIS, Innovation and Technology, and the Airport are serviced by P&C as they also continue to maintain and improve the County's infrastructure and assets.

Base Budget by Object Class/Selected Object Code	FY23 Budget	FY24 Requested	FY24 Recommended	FY24 Approved	Requested Change	Recommended Change	Approved Change
51-PERSONAL SERVICES AND EMPLOYEE BENEFITS	3,475,667	2,697,315	2,652,815	-	-778,352	-822,852	-3,475,667
Salaries	2,614,229	2,039,872	2,039,872	-	-574,357	-574,357	-2,614,229
Salaries - Adjustments	43,754	-	-	-	-43,754	-43,754	-43,754
County Match - Grp Ins - Allocated	558,750	463,500	419,000	-	-95,250	-139,750	-558,750
County Match - FICA	199,987	156,048	156,048	-	-43,939	-43,939	-199,987
401(A) Employer Contribution	53,916	36,855	36,855	-	-17,061	-17,061	-53,916
Workers Compensation	5,031	1,039	1,039	-	-3,992	-3,992	-5,031
52-PURCHASED / CONTRACTED SERVICES	414,587	469,676	509,667	-	55,089	95,080	-414,587
53-SUPPLIES	19,944	20,976	18,972	-	1,032	-972	-19,944
54-CAPITAL OUTLAYS	82,000	82,000	3,000	-	-	-79,000	-82,000
70-RETIREMENT SERVICES	454,939	358,758	380,450	-	-96,181	-74,489	-454,939
Base Budget (Total)	4,447,137	3,628,725	3,564,904	-	-818,412	-882,233	-4,447,137

Operating Enhancements	FY23 Budget	FY24 Requested	FY24 Recommended	FY24 Approved	Requested Change	Recommended Change	Approved Change
O1. Salary - Adjustments (Purchasing - General). Funding for iFY23 n-grade adjustments not reflected in the FY24 base salary budget.	-	43,104	-	-	43,104	-	-
O2. Salary - Adjustments (Purchasing - Contract Compliance). Funding for FY23 in-grade adjustments not reflected in the FY24 base salary budget.	-	39,985	39,985	-	39,985	39,985	-
O3. Salary - Adjustments (Purchasing - Procurement). Funding for FY23 in-grade adjustments not reflected in FY24 base salary budget.	-	77,801	77,801	-	77,801	77,801	-
O4. Salary - Adjustments (Purchasing - Procurement). Funding for FY23 in-grade adjustments not reflected in the FY24 base salary budget.	-	129,260	129,260	-	129,260	129,260	-
O5. Cost of living adjustment (COLA). 4% COLA effective July 1, 2024.	-	-	51,980	-	-	51,980	-
Operating Enhancements Total	-	290,151	299,026	-	290,151	299,026	-

PURCHASING (01400)
General Fund (100)
 FY24 Budget Request / Recommendation Sheet

Workforce Enhancements		FY23 Budget	FY24 Requested	FY24 Recommended	FY24 Approved	Requested Change	Recommended Change	Approved Change
W1.	Existing Vacancies	-	278,446	278,446	-	278,446	278,446	-
W2.	Existing Vacancies	-	146,610	146,610	-	146,610	146,610	-
W3.	Existing Vacancies	-	832,214	742,167	-	832,214	742,167	-
Notes: W1 - (CC01410 - Director, Pos #00434, Dept System Administrator, Pos #15435, Customer Care Rep, Pos #999522, start date 4/1/2024) W2 - (CC01450 - Administrative Specialist, Pos #999493, Contract Compliance Officer, Snr, Pos #999603, start date 4/1/2024) W3 - (CC01460 - 3 Procurement Agent, Pos #15160, 15161,15171, 2 Procurement Technician, Pos #15177, 999599, Deputy Director, Pos #999555, 3 Procurement Agent senior, Pos #999594, 999597, 999598, start date 4/1/2024)								
W5.	New Position Requests	-	369,778	137,309	-	369,778	137,309	-
W6.	New Position Requests	-	594,696	314,600	-	594,696	314,600	-
Notes: W5 - (CC01410 - Internal Audit Manager, Customer Care Representative, start date 4/15/2024) W6 - (CC01460 - 2 Procurement Agent, start date 6/1/2024, Procurement Agent Senior, start date 6/1/2024, Procurement Technician, start date 5/1/2024, Procurement Manager, start date 4/1/2024)								
Workforce Enhancements Total		-	2,221,745	1,619,132	-	2,221,745	1,619,132	-
Total Budget		4,447,137	6,140,620	5,483,062		1,693,483	1,035,925	-4,447,137

FUND COST CENTERS (10000)
Rental Motor Vehicle Tax Fund (280)
 FY24 Budget Request / Recommendation Sheet

Departmental Description
 Fund Cost Centers (10000) is the department designation used for various budgets that are not associated with a single department.
 This designation is used for the Hotel/Motel Tax and the Rental Motor Vehicle Tax.

Common Object Expenditures	FY21 Actual	FY22 Actual	FY23 Budget	FY24 Requested	Requested Change	FY24 Recommended	Recommended Change
61-OTHER FINANCING USES	-	-	950,000	950,000	-	700,000	-26.3%
Total (\$)	-	-	950,000	950,000	-	700,000	-26.3%

Cost Center Level Expenditures	FY21 Actual	FY22 Actual	FY23 Budget	FY24 Requested	Requested Change	FY24 Recommended	Recommended Change
10280-Rental Motor Vehicle Excise Tax Fund	-	-	950,000	950,000	-	700,000	-26.3%
Total (\$)	-	-	950,000	950,000	-	700,000	-26.3%

Departmental Notes

Base Budget by Object Class/Selected Object Code	FY23 Budget	FY24 Requested	FY24 Recommended	FY24 Approved	Requested Change	Recommended Change	Approved Change
61-OTHER FINANCING USES	950,000	950,000	700,000	-	-	-250,000	-950,000
Base Budget (Total)	950,000	950,000	700,000	-	-	-250,000	-950,000

Total Budget	950,000	950,000	700,000			-250,000	-950,000
---------------------	----------------	----------------	----------------	--	--	-----------------	-----------------

RISK MANAGEMENT (01000)
Risk Management Fund (631)
 FY24 Budget Request / Recommendation Sheet

Departmental Description

The Risk Management Fund includes the following coverages: unemployment insurance; group health and life; building and contents; boiler and machinery; various floaters; monies, securities, and blanket bond; airport liability insurance; police helicopters; and loss control. In addition, funds for defense of claims brought against the county, its officers and employees.

Common Object Expenditures	FY21 Actual	FY22 Actual	FY23 Budget	FY24 Requested	Requested Change	FY24 Recommended	Recommended Change
51-PERSONAL SERVICES AND EMPLOYEE BENEFITS	839,346	772,343	955,014	974,720	2.1%	981,088	2.7%
52-PURCHASED / CONTRACTED SERVICES	7,441,650	8,254,740	9,896,277	11,902,847	20.3%	11,997,761	21.2%
53-SUPPLIES	1,823	1,548	93,000	93,000	-	93,000	-
55-INTERFUND / INTERDEPARTMENTAL CHARGES	627,930	3,806,408	4,000,000	4,015,000	0.4%	4,015,000	0.4%
57-OTHER COSTS	312,602	314,925	400,000	400,000	-	400,000	-
70-RETIREMENT SERVICES	143,655	183,310	227,667	128,753	-43.4%	136,538	-40.0%
71-PAYROLL LIABILITIES	94,582,561	104,634,059	115,459,000	115,459,000	-	115,459,000	-
Total (\$)	103,949,569	117,967,333	131,030,958	132,973,320	1.5%	133,082,387	1.6%

Cost Center Level Expenditures	FY21 Actual	FY22 Actual	FY23 Budget	FY24 Requested	Requested Change	FY24 Recommended	Recommended Change
01015-Insurance - Unemployment Compensation	312,602	314,925	400,000	400,000	-	400,000	-
01020-Insurance - Group Health & Life	94,582,561	104,634,059	115,819,000	115,819,000	-	115,819,000	-
01025-Insurance - Other	9,054,405	13,018,349	14,811,958	16,754,320	13.1%	16,863,387	13.8%
Total (\$)	103,949,569	117,967,333	131,030,958	132,973,320	1.5%	133,082,387	1.6%

Positions	FY21 Actual	FY22 Actual	FY23 Actual	FY24 Requested	Requested Change	FY24 Recommended	Recommended Change
Filled Positions	9	9	8	9	1	9	1
Funded Positions	9	9	9	9	-	9	-

Notes: 8 filled and 1 vacant positions.

Departmental Notes

The FY24 budget includes funding for increase in auto and other various insurance premiums, the new employee wellness center and a 4% cost of living adjustment.

RISK MANAGEMENT (01000)
Risk Management Fund (631)
 FY24 Budget Request / Recommendation Sheet

Base Budget by Object Class/Selected Object Code	FY23 Budget	FY24 Requested	FY24 Recommended	FY24 Approved	Requested Change	Recommended Change	Approved Change
51-PERSONAL SERVICES AND EMPLOYEE BENEFITS	955,014	750,389	741,389	-	-204,625	-213,625	-955,014
Salaries	626,990	590,156	590,156	-	-36,834	-36,834	-626,990
Salaries - Adjustments	169,358	-	-	-	-169,358	-169,358	-169,358
County Match - Grp Ins - Allocated	108,000	112,000	103,000	-	4,000	-5,000	-108,000
County Match - FICA	47,966	45,147	45,147	-	-2,819	-2,819	-47,966
401(A) Employer Contribution	2,700	3,086	3,086	-	386	386	-2,700
Notes: Base budget funds 8 positions.							
52-PURCHASED / CONTRACTED SERVICES	9,896,277	9,881,277	9,976,191	-	-15,000	79,914	-9,896,277
53-SUPPLIES	93,000	93,000	93,000	-	-	-	-93,000
55-INTERFUND / INTERDEPARTMENTAL CHARGES	4,000,000	4,015,000	4,015,000	-	15,000	15,000	-4,000,000
57-OTHER COSTS	400,000	400,000	400,000	-	-	-	-400,000
70-RETIREMENT SERVICES	227,667	128,753	136,538	-	-98,914	-91,129	-227,667
71-PAYROLL LIABILITIES	115,459,000	115,459,000	115,459,000	-	-	-	-115,459,000
Base Budget (Total)	131,030,958	130,727,419	130,821,118	-	-303,539	-209,840	-131,030,958

Base Adjustments	FY23 Budget	FY24 Requested	FY24 Recommended	FY24 Approved	Requested Change	Recommended Change	Approved Change
B1. Insurance Premiums (Insurance - Other). Insurance - Workers Compensation Excess - anticipated increase in insurance premiums.	-	10,000	10,000	-	10,000	10,000	-
B2. Insurance Premiums (Insurance - Other). Insurance - Property Insurance Premium - anticipated increase in insurance premiums. 60% increase due to claims experience.	-	700,000	700,000	-	700,000	700,000	-
B3. Insurance Premiums (Insurance - Other). Insurance - Vehicles - anticipated increase in insurance premiums due to at fault accidents, rising attorney fees and higher judgements.	-	250,000	250,000	-	250,000	250,000	-
B4. Insurance Premiums (Insurance - Other). Insurance - Additional Premium -Retro - anticipated increase in insurance premiums.	-	300,000	300,000	-	300,000	300,000	-
B5. Insurance Premiums (Insurance - Other). Insurance -Building & Contents Deductible - anticipated increase in insurance premiums. Property insurance carrier increased our deductible to \$500K.	-	100,000	100,000	-	100,000	100,000	-
B6. Insurance Premiums (Insurance - Other). Insurance - Loss Control - anticipated increase in insurance premiums.	-	-50,000	-50,000	-	-50,000	-50,000	-
B7. Insurance Premiums (Insurance - Other). Insurance - General Liability Insurance Premiums - anticipated increase in insurance premiums.	-	9,000	9,000	-	9,000	9,000	-
B8. Insurance Premiums (Insurance - Other). Insurance - Cyber - anticipated increase in insurance premiums.	-	15,000	15,000	-	15,000	15,000	-
B9. Employee Wellness (Insurance - Other). Salary Adjustments/ Training/Printing - continue to fund employee wellness for FY24. Personnel cost (\$50K), comp time (\$15K), training/retreat (\$20K) and promotional materials (15K).	-	100,000	100,000	-	100,000	100,000	-
Base Adjustments Total	-	1,434,000	1,434,000	-	1,434,000	1,434,000	-

Operating Enhancements	FY23 Budget	FY24 Requested	FY24 Recommended	FY24 Approved	Requested Change	Recommended Change	Approved Change
O1. Equity Increases (Insurance - Other). Salary Adjustments - provide equity increase to balance pay with workload and ensure retention of quality staff.	-	34,155	34,155	-	34,155	34,155	-
O2. Employee Onsite Wellness Clinic (Insurance - Other). Other Professional Services - fund onsite employee wellness clinic opened in FY23.	-	652,570	652,570	-	652,570	652,570	-

RISK MANAGEMENT (01000)
Risk Management Fund (631)
 FY24 Budget Request / Recommendation Sheet

O3.	Cost of living adjustment (COLA). 4% COLA effective July 1, 2024.	-	-	15,368	-	-	15,368	-
Operating Enhancements Total		-	686,725	702,093	-	686,725	702,093	-

Workforce Enhancements		FY23 Budget	FY24 Requested	FY24 Recommended	FY24 Approved	Requested Change	Recommended Change	Approved Change
W1.	Existing Vacancies	-	125,176	125,176	-	125,176	125,176	-
Notes: W1 1 Employee Services Manager (CC 01025 - Insurance - Other, Pos# 00509, start date 1/1/2024)								
Workforce Enhancements Total		-	125,176	125,176	-	125,176	125,176	-

Total Budget		131,030,958	132,973,320	133,082,387		1,942,362	2,051,429	-131,030,958
---------------------	--	--------------------	--------------------	--------------------	--	------------------	------------------	---------------------

PUBLIC WORKS - ROADS AND DRAINAGE (05700)

Designated Fund (271)

FY24 Budget Request / Recommendation Sheet

Departmental Description

The Roads & Drainage Division of Public Works Department is responsible for performing all needed repairs, maintenance, construction and upgrades to the County's road way system, including bridges, drainage structures and traffic control devices. The Division is also responsible for the management of the County's Stormwater and Flood Programs. The division's responsibilities are directed and controlled by the Associate Director of Public Works Roads & Drainage with operations through five functional areas: Administration, Stormwater, Construction, Traffic Engineering and Speed Humps. The Administrative section controls and manages all operational areas of the Division, that included the following: Board of Commissioners' agenda items, project lists and reporting, Georgia Department of Transportation (GDOT) Local Maintenance & Improvement Grant (LMIG) resurfacing contracts, all State/Federal contracts, Stormwater Enterprise and Tax Fund revenue documents, personnel actions, roadway rating documents, project budgetary documents (Capital Operating & Enterprise), municipality agreements and communications with citizens, Commissioners and other departments. The Speed Hump Unit is accounted for in a separate Fund and accounts for all revenues and expense associated with the Speed Hump Maintenance Program. This includes the County's appropriation for the \$25 annual maintenance fee charged with the speed Hump Districts.

Common Object Expenditures	FY21 Actual	FY22 Actual	FY23 Budget	FY24 Requested	Requested Change	FY24 Recommended	Recommended Change
51-PERSONAL SERVICES AND EMPLOYEE BENEFITS	7,851,692	7,102,901	8,365,094	10,669,963	27.6%	9,850,782	17.8%
52-PURCHASED / CONTRACTED SERVICES	1,553,324	2,607,371	3,486,854	6,720,463	92.7%	1,790,734	-48.6%
53-SUPPLIES	1,135,448	1,214,522	2,336,609	4,395,777	88.1%	1,690,088	-27.7%
54-CAPITAL OUTLAYS	15,782	-	211,550	-	-100.0%	-	-100.0%
55-INTERFUND / INTERDEPARTMENTAL CHARGES	2,915,212	2,406,478	2,930,741	3,381,895	15.4%	3,381,895	15.4%
58-DEBT SERVICES	-	158,991	-	-	-	-	-
61-OTHER FINANCING USES	-	1,200,000	-	1,200,000	-	-	-
70-RETIREMENT SERVICES	-	1,072,442	1,286,933	1,080,326	-16.1%	1,145,647	-11.0%
Total (\$)	13,471,457	15,762,704	18,617,781	27,448,424	47.4%	17,859,146	-4.1%

Cost Center Level Expenditures	FY21 Actual	FY22 Actual	FY23 Budget	FY24 Requested	Requested Change	FY24 Recommended	Recommended Change
05705-Roads & Drainage - Administration	776,648	1,995,508	2,294,077	2,200,662	-4.1%	2,144,487	-6.5%
05735-Roads & Drainage - Maintenance	1,176,950	935,030	1,216,562	1,401,138	15.2%	1,401,138	15.2%
05740-Roads & Drainage - Road Maintenance	6,245,302	7,670,200	8,097,798	13,159,295	62.5%	7,156,135	-11.6%
05745-Roads & Drainage - Support Services	1,367,111	1,422,885	1,441,425	2,106,270	46.1%	1,650,390	14.5%
05750-Roads & Drainage - Drainage Maintenance	1,264	1,510	1,807	-	-100.0%	-	-100.0%
05755-Roads & Drainage - Storm Water Management	-455	1,710	-	-	-	-	-
05760-Roads & Drainage - Traffic Operations	872,079	865,375	871,031	1,081,258	24.1%	993,019	14.0%
05764-Roads & Drainage - Speed Humps	61,168	84,972	73,228	196,455	168.3%	156,231	113.3%
05766-Roads & Drainage - Signals	2,125,134	1,935,695	2,463,626	3,895,483	58.1%	2,615,586	6.2%
05767-Roads & Drainage - Signs & Paint	846,257	849,820	2,158,227	3,407,863	57.9%	1,742,161	-19.3%
Total (\$)	13,471,457	15,762,704	18,617,781	27,448,424	47.4%	17,859,146	-4.1%

Positions	FY21 Actual	FY22 Actual	FY23 Actual	FY24 Requested	Requested Change	FY24 Recommended	Recommended Change
Filled Positions	114	132	118	143	25	132	14
Funded Positions	121	132	132	143	11	132	-

Notes: 118 filled and 14 vacant positions filled

Departmental Notes

The Roads and Drainage Department intends to fill existing vacancies in FY24.

PUBLIC WORKS - ROADS AND DRAINAGE (05700)
Designated Fund (271)
 FY24 Budget Request / Recommendation Sheet

Base Budget by Object Class/Selected Object Code	FY23 Budget	FY24 Requested	FY24 Recommended	FY24 Approved	Requested Change	Recommended Change	Approved Change
51-PERSONAL SERVICES AND EMPLOYEE BENEFITS	8,365,094	8,831,598	8,722,522	-	466,504	357,428	-8,365,094
Salaries	5,716,315	6,045,638	6,045,638	-	329,323	329,323	-5,716,315
Salaries - Adjustments	134,694	-	-	-	-134,694	-134,694	-134,694
Salaries - Overtime	144,192	432,152	455,076	-	287,960	310,884	-144,192
County Match - Grp Ins - Allocated	1,563,750	1,645,500	1,513,500	-	81,750	-50,250	-1,563,750
County Match - FICA	437,298	462,491	462,491	-	25,193	25,193	-437,298
County Match - Pension	45,043	-	-	-	-45,043	-45,043	-45,043
401(A) Employer Contribution	78,314	84,527	84,527	-	6,213	6,213	-78,314
Workers Compensation	245,488	161,290	161,290	-	-84,198	-84,198	-245,488
52-PURCHASED / CONTRACTED SERVICES	3,486,854	2,879,463	1,790,734	-	-607,391	-1,696,120	-3,486,854
53-SUPPLIES	2,336,609	1,734,777	1,690,088	-	-601,832	-646,521	-2,336,609
54-CAPITAL OUTLAYS	211,550	-	-	-	-211,550	-211,550	-211,550
55-INTERFUND / INTERDEPARTMENTAL CHARGES	2,930,741	3,171,895	3,171,895	-	241,154	241,154	-2,930,741
70-RETIREMENT SERVICES	1,286,933	1,080,326	1,145,647	-	-206,607	-141,286	-1,286,933
Base Budget (Total)	18,617,781	17,698,060	16,520,887	-	-919,722	-2,096,895	-18,617,781

Operating Enhancements		FY23 Budget	FY24 Requested	FY24 Recommended	FY24 Approved	Requested Change	Recommended Change	Approved Change
O1.	overtime Salaries - Overtime (Roads & Drainage - Road Maintenance). Overtime funding needed for winter storms and emergencies.	-	900,000	-	-	900,000	-	-
O2.	Overtime Need for winter storm and emergencies	-	60,000	-	-	60,000	-	-
O3.	Overtime Additional funds are needed in preparation for winter weather conditions and other emergencies.	-	35,000	-	-	35,000	-	-
O4.	Overtime To Ensure adequate amount are staffing is used to maintain, install, and repair for emergencies.	-	20,000	-	-	20,000	-	-
O5.	Overtime To ensure staff for winter storm and emergencies	-	150,000	-	-	150,000	-	-
O6.	Overtime Needed for winter storm and emergencies	-	25,000	-	-	25,000	-	-
O7.	Maintenance and Repair Services to help ensure services are maintained	-	1,950,000	-	-	1,950,000	-	-
O8.	Professional Services To make sure contractual services are maintained	-	250,000	-	-	250,000	-	-
O9.	Maintenance and Repair To Ensure traffic signals are maintained and service properly	-	5,000	-	-	5,000	-	-
O10.	Uniforms To Ensure all employees have proper uniforms and protective gear to perform task efficiently	-	2,000	-	-	2,000	-	-
O11.	Maintenance and Repair To purchase replacement material and supplies	-	175,000	-	-	175,000	-	-
O12.	Professional Services To ensure contractual services are maintained	-	350,000	-	-	350,000	-	-
O13.	Rental equipment to ensure help aid in servicing the roadway systems	-	25,000	-	-	25,000	-	-
O14.	Operating Supplies To ensure dept have an adequate amt of supplies	-	20,000	-	-	20,000	-	-
O15.	Telephone- Wireless To equipped employees with proper communication tools for emergencies	-	10,000	-	-	10,000	-	-
O16.	Maintenance and Repair To install, maintain, or repair speed humps	-	25,000	-	-	25,000	-	-
O17.	Telephone To upgrade cell phones and radios	-	30,000	-	-	30,000	-	-
O18.	Maintenance and Repair To ensure that services are maintained as needed	-	135,000	-	-	135,000	-	-

PUBLIC WORKS - ROADS AND DRAINAGE (05700)
Designated Fund (271)
 FY24 Budget Request / Recommendation Sheet

O19.	training for training	-	6,000	-	-	6,000	-	-
O20.	Uniforms To make ensure employees have adequate amount of uniforms and protective gear for safety	-	4,000	-	-	4,000	-	-
O21.	Training- External To ensure employees are trained and certified	-	5,000	-	-	5,000	-	-
O22.	Uniforms To provide employees with adequate uniforms and protective gear to perform task more efficiently	-	30,000	-	-	30,000	-	-
O23.	Operating Supplies To make sure dept. is equipped with adequate amount of supplies	-	20,000	-	-	20,000	-	-
O24.	Maintenance and Repair materials To ensure parts and equipment is service and maintained when needed	-	650,000	-	-	650,000	-	-
O25.	Tools and equipment To make sure we have tools to perform job efficiently	-	2,500	-	-	2,500	-	-
O26.	Operating Supplies To ensure adequate amount is in dept for use	-	15,000	-	-	15,000	-	-
O27.	Maintenance and Materials To replace traffic signals and equipment	-	350,000	-	-	350,000	-	-
O28.	Uniforms To make sure employees have adequate amount for safety and job performance	-	20,000	-	-	20,000	-	-
O29.	Uniforms To ensure employees have proper uniforms and protective gear to perform tasks	-	5,000	-	-	5,000	-	-
O30.	Electricity To over increased electricity charges	-	450,000	-	-	450,000	-	-
O31.	Maintenance Material To make sure that materials is maintained	-	1,000,000	-	-	1,000,000	-	-
O32.	Cost of living adjustment (COLA). 4% COLA effective July 1, 2024.	-	-	136,525	-	-	136,525	-
O33.	Books To ensure proper educational resources are available for training and certification	-	5,000	-	-	5,000	-	-
O34.	Vehicle addition to fleet is needed for Thermo Trailer to replace units 16913,7488	-	210,000	210,000	-	210,000	210,000	-
Operating Enhancements Total		-	6,939,500	346,525	-	6,939,500	346,525	-

Workforce Enhancements		FY23 Budget	FY24 Requested	FY24 Recommended	FY24 Approved	Requested Change	Recommended Change	Approved Change
W1.	Existing Vacancies	-	157,866	157,866	-	157,866	157,866	-
W2.	Existing Vacancies	-	69,610	69,610	-	69,610	69,610	-
W3.	Existing Vacancies	-	592,112	405,815	-	592,112	405,815	-
W4.	Existing Vacancies	-	172,742	137,962	-	172,742	137,962	-
W5.	Existing Vacancies	-	62,530	62,530	-	62,530	62,530	-
W6.	Existing Vacancies	-	189,631	116,969	-	189,631	116,969	-
W7.	Existing Vacancies	-	159,273	40,981	-	159,273	40,981	-

Notes: Assistant Director (CC # 5705) General Foreman (CC #5735) Requisition Technician, Production Center Supervisor, Two (2) Equipment Operator, Sr, Engineering Manager, General Foreman (CC #5740) Staff Engineer Principal, Heavy Equipment Operator (CC #5745) Engineering Technician (CC #5760) Two (2) Traffic Signal Technician (CC #5766) Traffic Signs & Markings Installer, Sr (CC #5767)

W9.	New Position Requests	-	84,600	-	-	84,600	-	-
Notes:								
Workforce Enhancements Total		-	1,488,364	991,734	-	1,488,364	991,734	-

Total Budget		18,617,781	26,125,924	17,859,146		7,508,143	-758,635	-18,617,781
---------------------	--	-------------------	-------------------	-------------------	--	------------------	-----------------	--------------------

SANITATION (08100)
Sanitation Operating Fund (541)
 FY24 Budget Request / Recommendation Sheet

Departmental Description

The DeKalb County Sanitation Division operates as a self-sustaining enterprise fund, providing a comprehensive and integrated approach to recycling and solid waste management for residential and commercial customers. The division collects, processes, and disposes solid waste, yard trimmings, bulky and special collection items from residential and commercial customers. Single-stream residential and commercial recycling is collected and transported to recycling processors. The department's Administration Division is comprised of Personnel/Payroll Services, Customer Service, Communication Services, and Accounting Services. Residential and commercial field services operations consists of the Animal Crematory, four residential services collections lots, special collections (roll-off and grappler services, commercial services and commercial support, processing & disposal), three transfer stations, and Seminole Road Landfill.

Common Object Expenditures	FY21 Actual	FY22 Actual	FY23 Budget	FY24 Requested	Requested Change	FY24 Recommended	Recommended Change
51-PERSONAL SERVICES AND EMPLOYEE BENEFITS	34,133,795	31,551,432	36,498,616	43,984,506	20.5%	42,222,949	15.7%
52-PURCHASED / CONTRACTED SERVICES	2,643,475	4,665,438	5,215,595	9,222,878	76.8%	7,622,878	46.2%
53-SUPPLIES	3,119,697	3,881,369	3,878,223	4,066,081	4.8%	4,066,082	4.8%
54-CAPITAL OUTLAYS	77,288	56,903	94,184	132,508	40.7%	132,508	40.7%
55-INTERFUND / INTERDEPARTMENTAL CHARGES	22,427,329	27,071,261	31,208,290	36,212,787	16.0%	32,547,787	4.3%
57-OTHER COSTS	-	6,511	79,000	79,000	-	79,000	-
58-DEBT SERVICES	1,543,724	2,235,500	2,020,810	2,020,810	-	2,020,810	-
61-OTHER FINANCING USES	96,557	11,273,719	8,986,339	5,579,042	-37.9%	5,479,042	-39.0%
70-RETIREMENT SERVICES	4,112,141	3,693,619	4,587,473	4,348,303	-5.2%	4,611,220	0.5%
Total (\$)	68,154,007	84,435,753	92,568,530	105,645,914	14.1%	98,782,276	6.7%

Cost Center Level Expenditures	FY21 Actual	FY22 Actual	FY23 Budget	FY24 Requested	Requested Change	FY24 Recommended	Recommended Change
08105-Sanitation - Administration	14,526,083	26,846,139	27,323,821	23,280,623	-14.8%	23,935,141	-12.4%
08106-Sanitation - Keep Dekalb Beautiful	454	191	-	-	-	-	-
08110-Sanitation - North Transfer Station	114,344	95,252	112,876	179,144	58.7%	179,144	58.7%
08112-Sanitation - Seminole Compost Facility	6,339	838	-	-	-	-	-
08120-Sanitation - Central Transfer Station	6,251,985	5,639,277	6,588,316	7,965,094	20.9%	7,200,201	9.3%
08123-Sanitation - East Transfer Station	178,533	18,240	21,889	17,516	-20.0%	17,516	-20.0%
08125-Sanitation - North Residential	9,693,703	8,490,603	10,254,964	14,382,153	40.2%	12,663,712	23.5%
08126-Sanitation - North Special Collections	1,797	861	-	-	-	-	-
08130-Sanitation - Central Residential	8,112,511	7,846,305	8,530,312	10,202,722	19.6%	9,588,220	12.4%
08133-Sanitation - East Residential	6,585,360	7,236,720	7,925,106	10,214,191	28.9%	8,164,915	3.0%
08134-Sanitation - East Special Collections	-35	-	-	-	-	-	-
08135-Sanitation - South Residential	7,078,628	7,320,039	8,399,940	10,274,854	22.3%	9,697,152	15.4%
08136-Sanitation - South Special Collections	19,773	1,486	789	3,024	283.3%	3,024	283.3%
08138-Sanitation - Mowing & Herbicide	131,114	24,480	28,683	499	-98.3%	499	-98.3%
08139-Sanitation - Roll-Off Services	-	494	-	-	-	-	-
08142-Sanitation - Central Commercial	7,030,839	9,244,034	11,010,009	13,116,568	19.1%	12,794,288	16.2%
08143-Sanitation - South Commercial	949	700	844	-	-100.0%	-	-100.0%
08144-Sanitation - East Commercial	1,873	1,370	1,648	-	-100.0%	-	-100.0%
08145-Sanitation - Seminole Landfill	8,418,905	11,622,721	12,369,333	16,009,526	29.4%	14,538,463	17.5%
08150-Sanitation - Revenue Collection	852	46,003	-	-	-	-	-
Total (\$)	68,154,007	84,435,753	92,568,530	105,645,914	14.1%	98,782,276	6.7%

SANITATION (08100)
Sanitation Operating Fund (541)
 FY24 Budget Request / Recommendation Sheet

Positions	FY21 Actual	FY22 Actual	FY23 Actual	FY24 Requested	Requested Change	FY24 Recommended	Recommended Change
Filled Positions	613	513	546	637	91	637	91
Funded Positions	613	600	626	637	11	637	11
Notes: 546 filled positions and 91 vacant positions							

Departmental Notes

SANITATION (08100)
Sanitation Operating Fund (541)
 FY24 Budget Request / Recommendation Sheet

Base Budget by Object Class/Selected Object Code	FY23 Budget	FY24 Requested	FY24 Recommended	FY24 Approved	Requested Change	Recommended Change	Approved Change
51-PERSONAL SERVICES AND EMPLOYEE BENEFITS	36,498,616	37,266,840	36,601,709	-	768,224	103,094	-36,498,616
Salaries	22,705,223	23,577,080	23,541,716	-	871,857	836,493	-22,705,223
Salaries - Adjustments	833,017	-	-	-	-833,017	-833,017	-833,017
Salaries - Overtime	635,316	635,316	635,316	-	-	-	-635,316
County Match - Grp Ins - Reversed	165,924	165,924	165,924	-	-	-	-165,924
County Match - Grp Ins - Allocated	7,924,500	7,580,000	6,954,000	-	-344,500	-970,500	-7,924,500
County Match - FICA	1,737,697	1,801,596	1,798,890	-	63,898	61,193	-1,737,697
401(A) Employer Contribution	440,381	461,332	460,271	-	20,951	19,890	-440,381
Unemployment Compensation	38,900	33,171	33,171	-	-5,729	-5,729	-38,900
Workers Compensation	2,017,658	3,012,421	3,012,421	-	994,763	994,763	-2,017,658
52-PURCHASED / CONTRACTED SERVICES	5,215,595	4,922,878	4,922,878	-	-292,717	-292,717	-5,215,595
53-SUPPLIES	3,878,223	3,846,081	3,846,082	-	-32,142	-32,141	-3,878,223
54-CAPITAL OUTLAYS	94,184	95,008	95,008	-	824	824	-94,184
55-INTERFUND / INTERDEPARTMENTAL CHARGES	31,208,290	32,547,787	32,547,787	-	1,339,497	1,339,497	-31,208,290
57-OTHER COSTS	79,000	79,000	79,000	-	-	-	-79,000
58-DEBT SERVICES	2,020,810	2,020,810	2,020,810	-	-	-	-2,020,810
61-OTHER FINANCING USES	8,986,339	1,136,339	1,136,339	-	-7,850,000	-7,850,000	-8,986,339
70-RETIREMENT SERVICES	4,587,473	4,348,303	4,611,220	-	-239,170	23,747	-4,587,473
Base Budget (Total)	92,568,530	86,263,045	85,860,833	-	-6,305,484	-6,707,697	-92,568,530

Base Adjustments	FY23 Budget	FY24 Requested	FY24 Recommended	FY24 Approved	Requested Change	Recommended Change	Approved Change
B1. Russell Landscape To fund contracted services - collection service of five (5) residential yard waste routes	-	2,000,000	1,400,000	-	2,000,000	1,400,000	-
B2. SCS Engineering & Geosyntec Monitoring Contracts Current base budget @ \$1.5M; Both contracts requires annual funding of \$1.9M each	-	2,300,000	1,300,000	-	2,300,000	1,300,000	-
B3. Compressed Natural Gas Purchase Additional \$220K funding needed to cover annual fuel costs	-	220,000	220,000	-	220,000	220,000	-
Base Adjustments Total	-	4,520,000	2,920,000	-	4,520,000	2,920,000	-

Operating Enhancements	FY23 Budget	FY24 Requested	FY24 Recommended	FY24 Approved	Requested Change	Recommended Change	Approved Change
O1. Purchase of twenty-five (25) desktop computers Replacement of outdated computers throughout department	-	37,500	37,500	-	37,500	37,500	-
O2. Purchase pick up truck For use by Transfer Station Crew Leader	-	45,000	-	-	45,000	-	-
O3. Purchase one (1) Non-CDL rear loader For the weekly collection of residential garbage, recycling and yard debris	-	250,000	-	-	250,000	-	-
O4. Purchase of four (4) rear loaders To provide weekly residential collections service	-	1,400,000	-	-	1,400,000	-	-
O5. Purchase of one (1) Non-CDL Rear Loader For the collection of weekly residential garbage, recycling and yard debris	-	250,000	-	-	250,000	-	-
O6. Purchase of two (2) pick up trucks To be used by Crew Supervisors to review / respond to Commercial Customer solid waste issues	-	90,000	-	-	90,000	-	-
O7. Purchase of four (4) trucks for Seminole Road Landfill operations To be used for compost operation, environmental compliant and 1st & 2nd shift work face shifts	-	440,000	-	-	440,000	-	-

SANITATION (08100)
Sanitation Operating Fund (541)
FY24 Budget Request / Recommendation Sheet

O8.	In-Grade salary adjustment for Billing Specialist -	-	3,033	-	-	3,033	-	-
O9.	Purchase of one (1) rubber tire loader Equipment will be used at the East Transfer Station to process yard debris	-	600,000	-	-	600,000	-	-
O10.	In-Grade Adjustments and 2.25% Incentive Pay Adjustments requested and approved prior to FY24 Budget cutoff, but not uploaded. Salary increases for Office Asst, Crew Leader, Crew Supervisors and General Foremen	-	67,769	-	-	67,769	-	-
O11.	In Grade Adjustment and 2.25% Incentive Pay Adjustments requested and approved prior to FY24 Budget cutoff, but not uploaded. Salary increases for Crew Supervisors and General Foremen	-	57,556	-	-	57,556	-	-
O12.	Purchase two (2) Non-CDL rear loaders To provide weekly residential collection of garbage, recycling and yard debris	-	500,000	-	-	500,000	-	-
O13.	In-Grade adjustment and 2.25% Incentive Pay Adjustment requested and approved prior to FY24 Budget cutoff, but not uploaded. Salary increases for Office Asst, Crew Supervisors and General Foremen	-	58,836	-	-	58,836	-	-
O14.	Purchase of two (2) pick up trucks To be used by supervisors of grappler and roll-off operations.	-	90,000	-	-	90,000	-	-
O15.	In Grade adjustment and 2.25% Incentive Pay Adjustments requested and approved prior to FY24 Budget cutoff, but not uploaded. Salary increases for Office Asst, Safety Officer, Asst Landfill Superintendents and Landfill Superintendent	-	31,063	-	-	31,063	-	-
O16.	Reallocation of positions: Payroll Personnel Assistant to Payroll Personnel Asst. Lead and Office Asst to Administrative Specialist Support/lead Admin Specialist on completing payroll for 600+ employees (Sanitation & Beautification) Complete admin tasks in CV360 - hiring, terminations, suspensions and resignations. Handling of day-to-day admin tasks for all divisions of department to include payroll, FMLA (assigned an average of 90 employees per lot / district or office location	-	19,027	-	-	19,027	-	-
O17.	Reallocation of position - Office Asst to Administrative Specialist Handles the day-to-day administrative tasks for transfer station and landfill. Tasks include payroll via CV360 and KRONOS. Responds and follows up with all employees on their issues and concerns. Assigned an average of 90 employees. per	-	3,344	-	-	3,344	-	-
O18.	In Grade adjustment and 2.25% Incentive Pay Adjustments required and approved prior to FY24 Budget cutoff, but not uploaded. Salary increases for Crew Supervisors and General Foremen	-	80,451	-	-	80,451	-	-
O19.	In Grade adjustment and 2.25% Incentive Pay Adjustment requested and approved prior to FY24 Budget cutoff, but not uploaded. Salary increases for Crew Leaders, Crew Supervisors Office Assts, Welders, General Foreman, Safety Officers and Superintendent	-	142,280	-	-	142,280	-	-
O20.	In-Grade adjustment and 2.25% Incentive Pay Adjustments requested and approved prior to FY24 Budget cutoff, but not uploaded. Salary increases for Delinquent Collections Officer, Payroll / Personnel Asst and salaried employees.	-	34,902	-	-	34,902	-	-
O21.	In Grade adjustment and 2.25% Incentive Pay Adjustments requested and approved prior to FY24 Budget cutoff, but not uploaded. Salary increases for Heavy Equipment Operators, Crew Supervisors and Superintendent	-	116,549	-	-	116,549	-	-
O22.	Cost of living adjustment (COLA). 4% COLA effective July 1, 2024.	-	-	548,563	-	-	548,563	-
Operating Enhancements Total		-	4,317,310	586,063	-	4,317,310	586,063	-

SANITATION (08100)
Sanitation Operating Fund (541)
 FY24 Budget Request / Recommendation Sheet

Workforce Enhancements		FY23 Budget	FY24 Requested	FY24 Recommended	FY24 Approved	Requested Change	Recommended Change	Approved Change
W1.	Existing Vacancies	-	701,728	701,728	-	701,728	701,728	-
W2.	Existing Vacancies	-	536,592	536,592	-	536,592	536,592	-
W3.	Existing Vacancies	-	1,256,426	831,754	-	1,256,426	831,754	-
W4.	Existing Vacancies	-	1,088,190	781,244	-	1,088,190	781,244	-
W5.	Existing Vacancies	-	615,351	615,351	-	615,351	615,351	-
W6.	Existing Vacancies	-	863,592	633,857	-	863,592	633,857	-
W7.	Existing Vacancies	-	726,835	726,835	-	726,835	726,835	-
W8.	Existing Vacancies	-	245,316	245,316	-	245,316	245,316	-
Notes: Customer Care Representative Senior, Office Assistant, Two (2) Customer Care Representatives, GIS Analyst, Billing Analyst, GIS Analyst, Senior, Assistaatn Director, Sanitation, Superintendent, Sanitation (CC #8105) Two (2) Crew Workers, Six (6) Heavy Equipment Operators, Crew Leader (CC #8120) Five (5) Refuse Driver Collectors, Nine (9) Refuse Collector, Equipment Operator, Three (3) Equipment Operator, Assistants (CC # 8125) Seven (7) Refuse Collectors, Office Assistant, Three (3) Refuse Driver Collectors, Two (2) Eqpipment Operators, Equipment Operator, Senior, Custodian (CC # 8130) Four (4) Refuse Driver Collector, Six (6) Refuse Collectors, Equipment Operator, Assistant (CC #8133) Eight (8) Refuse Collectors, Two (2) Equipment Operators, Three (3) Refuse Driver Collectors, Custodian (CC #8135) Heavy Equipment Operator, Nine (9) Equipment Operator, Senior, Welder, Crew Leader (CC# 8142) Two (2) Crew Workers, Welder, Assistant Landfill Superindendent (CC #81454)								
W10.	New Position Requests	-	68,825	-	-	68,825	-	-
Notes:								
Workforce Enhancements Total		-	6,102,856	5,072,677	-	6,102,856	5,072,677	-

Capital Requests		FY23 Budget	FY24 Requested	FY24 Recommended	FY24 Approved	Requested Change	Recommended Change	Approved Change
C1.	Capital Request for modular trailers Need to purchase trailers for six divisions of the department - Transfer Station, Safety Team, Central Residential Collections Lot, Commercial Customer Service Team, Commercial North Transfer Station and Seminole Road Landfill. Current buildings are at maximum capacity and one is dilapidated.	6,600,000	1,500,000	1,500,000	-	-5,100,000	-5,100,000	-6,600,000
C2.	Landfill Cell Construction Project PH3, Units 2&4, Cells 3N, 4N & 5N (23.1 Acres Additional funds needed to complete on-going project	250,000	842,703	842,703	-	592,703	592,703	-250,000
C3.	Leachate Tank Replacement Required landfill activity	1,000,000	2,000,000	2,000,000	-	1,000,000	1,000,000	-1,000,000
Capital Requests Total		7,850,000	4,342,703	4,342,703	-	-3,507,297	-3,507,297	-7,850,000
Total Budget		100,418,530	105,545,914	98,782,276		5,127,385	-1,636,254	-100,418,530

SHERIFF'S OFFICE (03200)
General Fund (100)
 FY24 Budget Request / Recommendation Sheet

Departmental Description

The Sheriff's Office is the executive arm of the overall agency responsible for planning, organizing, directing, and controlling the activities of the DeKalb County's Sheriff's Headquarters and Jail. The Administrative Division supports the overall operations of the Sheriff's Office. This division includes Human Resources, Information Technology, Financial Management, Community Relations, and Background and Recruitment. The Field Division is a 24-hour, 7-day a week operation that serve all criminal warrants for DeKalb County such as murder, rape, child molestation and burglary. Further, having statewide jurisdiction, we are mandated to enforce all state laws and county ordinances, locate and arrest fugitives; and coordinate out-of-state extraditions. The Jail Division is the largest division of the Sheriff's Office. The Jail Division is responsible for the care, custody and control of inmates and must ensure that they appear for court, serve their sentences, or wait for transfer to other institutions. The Sheriff is also responsible for ensuring that the inmates are provided with appropriate medical, dental and mental health treatments; ensuring that inmates' constitutional rights are protected; ensuring adequate housing, meals and recreation as provided by law; and providing reasonable accessibility to visitation, religious services and programs. The Official Code of Georgia requires the Sheriff, or his deputy, to attend and to provide security for all Superior Courts and Probate Court proceedings. The Court Division provides security for Courthouse complex, Juvenile Justice Center, Magistrate and State Court Traffic Division.

Common Object Expenditures	FY21 Actual	FY22 Actual	FY23 Budget	FY24 Requested	Requested Change	FY24 Recommended	Recommended Change
51-PERSONAL SERVICES AND EMPLOYEE BENEFITS	45,487,795	48,951,302	51,366,884	58,449,647	13.8%	53,231,541	3.6%
52-PURCHASED / CONTRACTED SERVICES	15,044,285	16,843,827	20,648,979	32,476,881	57.3%	29,336,164	42.1%
53-SUPPLIES	6,308,836	6,465,359	8,449,268	9,853,802	16.6%	9,553,802	13.1%
54-CAPITAL OUTLAYS	8,305	398,833	335,292	317,004	-5.5%	317,004	-5.5%
55-INTERFUND / INTERDEPARTMENTAL CHARGES	1,595,158	1,469,886	1,856,778	1,955,519	5.3%	1,955,519	5.3%
57-OTHER COSTS	920	-	1,810	1,810	-	1,810	-
58-DEBT SERVICES	-	792,475	-	-	-	-	-
61-OTHER FINANCING USES	-	-	-	20,871,822	-	-	-
70-RETIREMENT SERVICES	-	5,150,488	6,396,903	5,360,764	-16.2%	5,684,899	-11.1%
Total (\$)	68,445,299	80,072,170	89,055,914	129,287,249	45.2%	100,080,738	12.4%

Cost Center Level Expenditures	FY21 Actual	FY22 Actual	FY23 Budget	FY24 Requested	Requested Change	FY24 Recommended	Recommended Change
03201-Sheriff'S Office	2,700,087	2,174,784	2,526,959	2,744,980	8.6%	2,629,571	4.1%
03205-Sheriff'S Office - Administrative Division	2,954,351	8,451,089	9,946,062	11,251,466	13.1%	11,880,482	19.4%
03207-Sheriff'S Office - Community Relations	-	81	-	500	-	500	-
03210-Sheriff'S Office - Field Division	8,516,949	8,665,816	7,693,946	9,203,536	19.6%	9,099,657	18.3%
03220-Sheriff'S Office - Jail	46,269,701	52,182,398	60,943,912	98,619,573	61.8%	69,296,625	13.7%
03223-Sheriff'S Office - Jail Inmate Services	98,453	150,523	497,364	204,998	-58.8%	204,998	-58.8%
03230-Sheriff'S Office - Courts	7,905,758	8,447,480	7,447,671	7,262,195	-2.5%	6,968,905	-6.4%
Total (\$)	68,445,299	80,072,170	89,055,914	129,287,249	45.2%	100,080,738	12.4%

Positions	FY21 Actual	FY22 Actual	FY23 Actual	FY24 Requested	Requested Change	FY24 Recommended	Recommended Change
Filled Positions	547	475	469	603	134	603	134
Funded Positions	624	625	598	603	5	603	5

Notes: 469 filled, 133 vacant and 1 new positions.

Departmental Notes

The FY24 budget includes funding related to increase in contracts for medical, food and transport services. The budget also funds mandatory overtime and a 4% cost of living adjustment.

SHERIFF'S OFFICE (03200)
General Fund (100)
 FY24 Budget Request / Recommendation Sheet

Base Budget by Object Class/Selected Object Code	FY23 Budget	FY24 Requested	FY24 Recommended	FY24 Approved	Requested Change	Recommended Change	Approved Change
51-PERSONAL SERVICES AND EMPLOYEE BENEFITS	51,366,884	43,329,495	42,731,495	-	-8,037,389	-8,635,389	-51,366,884
Salaries	30,630,733	27,412,528	27,412,528	-	-3,218,205	-3,218,205	-30,630,733
Salaries - Part Time	28,128	55,000	55,000	-	26,872	26,872	-28,128
Salaries - Temporary	9,696	28,000	28,000	-	18,304	18,304	-9,696
Salaries - Overtime	9,540,048	5,920,990	5,920,990	-	-3,619,058	-3,619,058	-9,540,048
County Match - Grp Ins - Allocated	7,569,000	6,561,000	5,963,000	-	-1,008,000	-1,606,000	-7,569,000
County Match - FICA	2,343,252	2,093,537	2,093,537	-	-249,715	-249,715	-2,343,252
401(A) Employer Contribution	446,780	398,142	398,142	-	-48,638	-48,638	-446,780
Workers Compensation	776,327	851,182	851,182	-	74,855	74,855	-776,327
Allowance - Clothing	22,920	9,116	9,116	-	-13,804	-13,804	-22,920
Notes: Base budget funds 469 positions.							
52-PURCHASED / CONTRACTED SERVICES	20,648,979	27,806,156	27,806,156	-	7,157,177	7,157,177	-20,648,979
53-SUPPLIES	8,449,268	8,389,043	8,389,043	-	-60,225	-60,225	-8,449,268
54-CAPITAL OUTLAYS	335,292	317,004	317,004	-	-18,288	-18,288	-335,292
55-INTERFUND / INTERDEPARTMENTAL CHARGES	1,856,778	1,955,519	1,955,519	-	98,741	98,741	-1,856,778
57-OTHER COSTS	1,810	1,810	1,810	-	-	-	-1,810
70-RETIREMENT SERVICES	6,396,903	5,360,764	5,684,899	-	-1,036,139	-712,004	-6,396,903
Base Budget (Total)	89,055,914	87,159,791	86,885,926	-	-1,896,123	-2,169,988	-89,055,914

Base Adjustments	FY23 Budget	FY24 Requested	FY24 Recommended	FY24 Approved	Requested Change	Recommended Change	Approved Change
B1. Overtime (Sheriff's Office - Administrative Division). Salaries - Overtime - to maintain current level of service and maintain vacant positions.	-	252,755	252,755	-	252,755	252,755	-
B2. Overtime - Mandatory (Sheriff's Office - Field Division). Salaries - Overtime - to maintain current level of service/coverage related to vacant positions.	-	844,183	844,183	-	844,183	844,183	-
B3. Food and Groceries (Sheriff's Office - Jail). Food & Groceries - base adjustment needed to fund the current contract effective in FY 23. Previous budget based on former vendor, Trinity Services Group. The new vendor is Aramark. The negotiated Aramark amount exceeds the former vendor's contract amount. Trinity's monthly avg \$248K vs. Aramark's monthly avg \$377K. DKSO now requires vendor to provide recognized Kosher meals (to settle a lawsuit) which adds an add'l \$364K or more to the annual costs. When contract negotiated inmate ADP at 1700 now ADP averaging over 2000.	-	1,464,759	1,164,759	-	1,464,759	1,164,759	-
B4. Overtime - Mandatory (Sheriff's Office - Jail). Salaries - Overtime - to maintain current level of service/coverage related to vacant positions.	-	720,509	720,509	-	720,509	720,509	-
B5. Overtime - Mandatory (Sheriff's Office - Courts). Salaries - Overtime - to maintain current level of service/coverage related to vacant positions.	-	817,344	817,344	-	817,344	817,344	-
Base Adjustments Total	-	4,099,550	3,799,550	-	4,099,550	3,799,550	-

Operating Enhancements	FY23 Budget	FY24 Requested	FY24 Recommended	FY24 Approved	Requested Change	Recommended Change	Approved Change
O1. Southeastern Security Professionals (SSP) Service Agreement for Main Court's security cameras (Sheriff's Office - Courts). Other Professional Services - Main Court expects DKSO to pay for the Court's Southeastern Security Professional (SSP) service excellence agreement (SEA). Previously the SEA was paid by Superior Court Administration with SPLOST funds.	-	94,000	-	-	94,000	-	-

SHERIFF'S OFFICE (03200)
General Fund (100)
 FY24 Budget Request / Recommendation Sheet

O2.	Reallocations/Reclassifications (Sheriff's Office). Salary Adjustments - reallocations/reclassifications required to meet the demands of the Sheriff's Office to include recruitment and retention efforts.	-	100,000	-	-	100,000	-	-
O3.	Cost of living adjustment (COLA), 4% COLA effective July 1, 2024.	-	-	612,403	-	-	612,403	-
O4.	Medical Services - Contract Increase (Sheriff's Office - Jail). Medical Services - Armor has notified DKSO that the current contract will need to increase due to the inmate Average Daily Population (ADP) increasing requiring more staff.	-	300,000	300,000	-	300,000	300,000	-
O5.	SSP Service Agreement for Juvenile Court (Sheriff's Office - Courts). Other Professional Services - same as Main Court.	-	100,000	-	-	100,000	-	-
O6.	Transfer & Return of Prisoners - 804 Prisoner Transport (Metro Atlanta Area Transports) (Sheriff's Office - Jail). Transfer & Return of Prisoners - DKSO has a new contract with 804 Prisoner Transport to transport inmates within the metro-Atlanta area allowing officers to provide coverage and assume duties in the field or within the jail in order to offset impact of staffing shortages in DKSO.	-	763,504	675,000	-	763,504	675,000	-
O7.	Other Miscellaneous - Axon Contract (Sheriff's Office - Jail). Other Miscellaneous Charges - previous Axon contract expired October 2023 and new contract effective October 2023. New contract provides enhanced technological features for tasers and body-worn cameras (BWCs), as well moved all BWCs on the same platform.	-	1,054,215	555,008	-	1,054,215	555,008	-
O8.	Other Professional Services - EnviroSpark's Electric Vehicle (EV) Charging Stations Service Agreement (Agenda Item 2023-1108 approved by BOC on 8/22/23) (Sheriff's Office - Jail). Other Professional Services - onsite EV charging stations required to service DKSO's one hundred EVs. Charging stations located at the lower level of the Juvenile Justice Parking Deck.	-	19,200	-	-	19,200	-	-
O9.	Other Professional Services - Biometric monitoring services (Sheriff's Office - Jail). Other Professional Services - exploring use of biometric monitoring of heart rate of our inmates. The armband also includes an SOS/Emergency Alert trigger.	-	475,000	-	-	475,000	-	-
Operating Enhancements Total		-	2,905,919	2,142,411	-	2,905,919	2,142,411	-

Workforce Enhancements		FY23 Budget	FY24 Requested	FY24 Recommended	FY24 Approved	Requested Change	Recommended Change	Approved Change
W1.	Existing Vacancies	-	191,804	176,396	-	191,804	176,396	-
W2.	Existing Vacancies	-	589,799	459,514	-	589,799	459,514	-
W3.	Existing Vacancies	-	408,881	305,002	-	408,881	305,002	-
W4.	Existing Vacancies	-	8,484,360	6,198,855	-	8,484,360	6,198,855	-
Notes: W1 1 Chief Deputy Sheriff (CC 03201 - Sheriff's Office, Pos# various, start date 4/1/2024), W2 1 Administrative Specialist; 1 Departmental IT Specialist; 1 Payroll/Personnel Assistant; 1 Accounting Technician, Sr; 1 Departmental IT Supervisor; 1 Construction Project Manager; 1 Vocational Training Coordinator (CC 03205 - Sheriff's Office - Administrative Division, Pos# various, start date 4/1/2024); W3 4 Deputy Sheriff, FTO; 1 Sheriff Communication Operator (CC 03210 - Sheriff's Office - Field Division, Pos# various, start date 4/1/2024); W4 17 Detention Officers III; 2 Deputy Sheriff, Master; 1 Deputy Sheriff, Lieutenant; 18 Security Technician; 2 Sheriff Processing Supervisor; 10 Deputy Sheriff, Sergeant; 10 Deputy Sheriff, Sr; 22 Detention Officer II; 1 Sheriff Processing Unit Mgr; 1 Deputy Sheriff, Major; 2 Detention Sergeant; 2 Deputy Sheriff; 29 Detention Officer I; 1 Accounting Technician; 1 Chaplain & 1 Training Specialist (CC 03220 - Sheriff's Office - Jail, Pos# various, start date 4/1/2024)								
W6.	New Position Requests	-	113,085	113,085	-	113,085	113,085	-
W7.	New Position Requests	-	134,237	-	-	134,237	-	-
W8.	New Position Requests	-	2,363,904	-	-	2,363,904	-	-
W9.	New Position Requests	-	99,290	-	-	99,290	-	-
Notes: W6 1 Public Information Officer (CC 03201 - Sheriff's Office, Pos# n/a, start date 1/1/2024)								
Workforce Enhancements Total		-	12,385,361	7,252,852	-	12,385,361	7,252,852	-

Total Budget	89,055,914	106,550,621	100,080,738		17,494,707	11,024,824	-89,055,914
---------------------	-------------------	--------------------	--------------------	--	-------------------	-------------------	--------------------

SOLICITOR (03800)
General Fund (100)
 FY24 Budget Request / Recommendation Sheet

Departmental Description

The Solicitor-General is elected by popular vote for a four-year term. The Solicitor-General's Office is responsible for the prosecution of misdemeanor state law, traffic and ordinance offenses committed. The Office, through its assistants, represents the State of Georgia in criminal cases pending in the seven jury division of the State Court, the four non-jury divisions of the State Court and the ordinance division of Magistrate Court. To meet the mandate, the Office: retrieves documents from arresting agencies, secures criminal histories and driving records, contacts victims and witnesses; provide support services, investigate cases by gathering evidence, executing search warrants and interviewing witnesses; make appropriate charging decisions and files formal accusations; complies and provides discovery to defendants; represents the State of Georgia in all misdemeanor and ordinance criminal court proceedings in State and Magistrate Court including arraignments, calendar call, jail plea calendars, bond hearings, probation revocations, bench trials and other preliminary and post-conviction hearings; serves subpoenas and procures the presence of witnesses at hearings; negotiates pleas and make sentencing recommendations; responds to request for record restrictions and information releasable under the Open Records Act; files and responds to appeals to higher courts and manages diversion programs.

Common Object Expenditures	FY21 Actual	FY22 Actual	FY23 Budget	FY24 Requested	Requested Change	FY24 Recommended	Recommended Change
51-PERSONAL SERVICES AND EMPLOYEE BENEFITS	6,880,647	6,745,708	9,915,983	10,133,232	2.2%	10,182,131	2.7%
52-PURCHASED / CONTRACTED SERVICES	136,474	128,815	465,314	635,314	36.5%	635,314	36.5%
53-SUPPLIES	67,003	86,192	85,890	85,890	-	85,890	-
54-CAPITAL OUTLAYS	33,986	75,675	97,064	147,064	51.5%	135,164	39.3%
55-INTERFUND / INTERDEPARTMENTAL CHARGES	186,127	98,506	245,134	149,480	-39.0%	149,480	-39.0%
61-OTHER FINANCING USES	182,793	182,793	100,793	100,793	-	100,793	-
70-RETIREMENT SERVICES	-	893,848	1,110,157	1,232,842	11.1%	1,307,345	17.8%
Total (\$)	7,487,030	8,211,537	12,020,335	12,484,615	3.9%	12,596,117	4.8%

Cost Center Level Expenditures	FY21 Actual	FY22 Actual	FY23 Budget	FY24 Requested	Requested Change	FY24 Recommended	Recommended Change
03810-Solicitor - State Court	6,634,371	7,441,934	11,122,527	11,496,811	3.4%	11,608,313	4.4%
03815-Solicitor - Victim Assistance	660,507	593,438	723,736	734,673	1.5%	734,673	1.5%
03816-Solicitor - General Pre-Trial Diversion Program	192,152	176,165	174,072	253,131	45.4%	253,131	45.4%
Total (\$)	7,487,030	8,211,537	12,020,335	12,484,615	3.9%	12,596,117	4.8%

Positions	FY21 Actual	FY22 Actual	FY23 Actual	FY24 Requested	Requested Change	FY24 Recommended	Recommended Change
Filled Positions	89	82	88	104	16	104	16
Funded Positions	89	93	103	104	1	104	1

Notes: 88 filled, 12 vacant, 4 new positions.

Departmental Notes

FY24 department budget reflects funding for 12 vacant positions, four new positions, and a 4% COLA.

SOLICITOR (03800)
General Fund (100)
 FY24 Budget Request / Recommendation Sheet

Base Budget by Object Class/Selected Object Code	FY23 Budget	FY24 Requested	FY24 Recommended	FY24 Approved	Requested Change	Recommended Change	Approved Change
51-PERSONAL SERVICES AND EMPLOYEE BENEFITS	9,915,983	8,669,219	8,566,219	-	-1,246,765	-1,349,764	-9,915,983
Salaries	6,699,610	6,497,686	6,497,687	-	-201,924	-201,923	-6,699,610
Salaries - Part Time	309,108	309,108	309,108	-	-	-	-309,108
Salaries - Adjustments	910,662	-	-	-	-910,662	-910,662	-910,662
County Match - Group Insurance	23,580	23,580	23,580	-	-	-	-23,580
County Match - Grp Ins - Allocated	1,299,375	1,188,000	1,085,000	-	-111,375	-214,375	-1,299,375
County Match - FICA	513,883	493,952	493,952	-	-19,931	-19,931	-513,883
401(A) Employer Contribution	155,670	152,797	152,797	-	-2,873	-2,873	-155,670
Workers Compensation	4,095	4,095	4,095	-	-	-	-4,095
52-PURCHASED / CONTRACTED SERVICES	465,314	465,314	465,314	-	-	-	-465,314
53-SUPPLIES	85,890	85,890	85,890	-	-	-	-85,890
54-CAPITAL OUTLAYS	97,064	97,064	97,064	-	-	-	-97,064
55-INTERFUND / INTERDEPARTMENTAL CHARGES	245,134	149,480	149,480	-	-95,654	-95,654	-245,134
61-OTHER FINANCING USES	100,793	100,793	100,793	-	-	-	-100,793
70-RETIREMENT SERVICES	1,110,157	1,232,842	1,307,345	-	122,685	197,188	-1,110,157
Base Budget (Total)	12,020,335	10,800,602	10,772,105	-	-1,219,734	-1,248,231	-12,020,335

Base Adjustments	FY23 Budget	FY24 Requested	FY24 Recommended	FY24 Approved	Requested Change	Recommended Change	Approved Change
B1. Rental of Real Estate (Solicitor - State Court). Funding for real estate lease agreement for FY24.	-	170,000	170,000	-	170,000	170,000	-
Base Adjustments Total	-	170,000	170,000	-	170,000	170,000	-

Operating Enhancements	FY23 Budget	FY24 Requested	FY24 Recommended	FY24 Approved	Requested Change	Recommended Change	Approved Change
O1. Other Professional Services (Solicitor - State Court). Funding for digital evidence storage for FY24.	-	50,000	38,100	-	50,000	38,100	-
O2. Cost of living adjustment (COLA). 4% COLA effective July 1, 2024.	-	-	145,569	-	-	145,569	-
Operating Enhancements Total	-	50,000	183,669	-	50,000	183,669	-

Workforce Enhancements	FY23 Budget	FY24 Requested	FY24 Recommended	FY24 Approved	Requested Change	Recommended Change	Approved Change
W1. Existing Vacancies	-	1,203,596	1,209,926	-	1,203,596	1,209,926	-
Notes: W1: Cost Center 03810 - attorney II 999433, investigator II 99513, supervising attorney 10821, supervising attorney 999431, attorney I 10521, 07511, 07061, 04520, 00015, 4299, attorney II 4518, legal secretary, senior 03756.							
W3. New Position Requests	-	93,113	93,113	-	93,113	93,113	-
W4. New Position Requests	-	167,304	167,304	-	167,304	167,304	-
Notes: W3: Cost Center 03810 - attorney I. W4: Cost Center 3815 - victim witness assistance program coordinator (3). Start date 4/1/24.							
Workforce Enhancements Total	-	1,464,013	1,470,343	-	1,464,013	1,470,343	-

Total Budget	12,020,335	12,484,615	12,596,117	-	464,280	575,782	-12,020,335
---------------------	-------------------	-------------------	-------------------	----------	----------------	----------------	--------------------

PUBLIC WORKS - ROADS AND DRAINAGE (05700)
Speed Humps Maintenance Fund (212)
 FY24 Budget Request / Recommendation Sheet

Departmental Description

The Roads & Drainage Division of Public Works Department is responsible for performing all needed repairs, maintenance, construction and upgrades to the County's road way system, including bridges, drainage structures and traffic control devices. The Division is also responsible for the management of the County's Stormwater and Flood Programs. The division's responsibilities are directed and controlled by the Associate Director of Public Works Roads & Drainage with operations through five functional areas: Administration, Stormwater, Construction, Traffic Engineering and Speed Humps. The Administrative section controls and manages all operational areas of the Division, that included the following: Board of Commissioners' agenda items, project lists and reporting, Georgia Department of Transportation (GDOT) Local Maintenance & Improvement Grant (LMIG) resurfacing contracts, all State/Federal contracts, Stormwater Enterprise and Tax Fund revenue documents, personnel actions, roadway rating documents, project budgetary documents (Capital Operating & Enterprise), municipality agreements and communications with citizens, Commissioners and other departments. The Speed Hump Unit is accounted for in a separate Fund and accounts for all revenues and expense associated with the Speed Hump Maintenance Program. This includes the County's appropriation for the \$25 annual maintenance fee charged with the speed Hump Districts.

Common Object Expenditures	FY21 Actual	FY22 Actual	FY23 Budget	FY24 Requested	Requested Change	FY24 Recommended	Recommended Change
51-PERSONAL SERVICES AND EMPLOYEE BENEFITS	169,742	171,349	201,615	239,290	18.7%	231,166	14.7%
52-PURCHASED / CONTRACTED SERVICES	45,500	628,020	65,532	193,532	195.3%	125,000	90.7%
53-SUPPLIES	-	10,526	96,808	271,808	180.8%	96,808	-
70-RETIREMENT SERVICES	28,952	29,300	35,161	20,064	-42.9%	21,277	-39.5%
Total (\$)	244,194	839,195	399,116	724,694	81.6%	474,251	18.8%

Cost Center Level Expenditures	FY21 Actual	FY22 Actual	FY23 Budget	FY24 Requested	Requested Change	FY24 Recommended	Recommended Change
05770-Roads & Drainage - Speed Humps	244,194	839,195	399,116	724,694	81.6%	474,251	18.8%
Total (\$)	244,194	839,195	399,116	724,694	81.6%	474,251	18.8%

Positions	FY21 Actual	FY22 Actual	FY23 Actual	FY24 Requested	Requested Change	FY24 Recommended	Recommended Change
Filled Positions	2	2	2	2	-	2	-
Funded Positions	2	2	2	2	-	2	-

Notes: All positions are filled.

Departmental Notes

PUBLIC WORKS - ROADS AND DRAINAGE (05700)
Speed Humps Maintenance Fund (212)
 FY24 Budget Request / Recommendation Sheet

Base Budget by Object Class/Selected Object Code	FY23 Budget	FY24 Requested	FY24 Recommended	FY24 Approved	Requested Change	Recommended Change	Approved Change
51-PERSONAL SERVICES AND EMPLOYEE BENEFITS	201,615	239,290	227,114	-	37,675	25,499	-201,615
Salaries	149,210	184,300	184,300	-	35,090	35,090	-149,210
Salaries - Adjustments	10,176	10,176	-	-	-	-10,176	-10,176
County Match - Grp Ins - Reversed	564	-	-	-	-564	-564	-564
County Match - Grp Ins - Allocated	27,000	28,000	26,000	-	1,000	-1,000	-27,000
County Match - FICA	11,415	14,099	14,099	-	2,684	2,684	-11,415
County Match - Pension	1,231	-	-	-	-1,231	-1,231	-1,231
401(A) Employer Contribution	2,019	2,715	2,715	-	696	696	-2,019
52-PURCHASED / CONTRACTED SERVICES	65,532	65,532	125,000	-	-	59,468	-65,532
53-SUPPLIES	96,808	96,808	96,808	-	-	-	-96,808
70-RETIREMENT SERVICES	35,161	20,064	21,277	-	-15,097	-13,884	-35,161
Base Budget (Total)	399,116	421,694	470,199	-	22,578	71,083	-399,116

Operating Enhancements	FY23 Budget	FY24 Requested	FY24 Recommended	FY24 Approved	Requested Change	Recommended Change	Approved Change
O1. Professional Services To ensure contractual services are provided	-	75,000	-	-	75,000	-	-
O2. Maintenance and Repair Services To ensure services are maintained	-	50,000	-	-	50,000	-	-
O3. Training - External To train and provide educational resource to help employee exceeds with job tasks	-	3,000	-	-	3,000	-	-
O4. Operating Supplies To ensure adequate amount of supplies in dept.	-	75,000	-	-	75,000	-	-
O5. Maintenance and Repair Materials To ensure that parts are repaired and maintenance as needed	-	100,000	-	-	100,000	-	-
O6. Cost of living adjustment (COLA). 4% COLA effective July 1, 2024.	-	-	4,052	-	-	4,052	-
Operating Enhancements Total	-	303,000	4,052	-	303,000	4,052	-

Total Budget	399,116	724,694	474,251	-	325,578	75,135	-399,116
---------------------	----------------	----------------	----------------	----------	----------------	---------------	-----------------

STATE COURT (03700)
General Fund (100)
 FY24 Budget Request / Recommendation Sheet

Departmental Description

The State Court has jurisdiction within the boundaries of DeKalb County. It has concurrent jurisdiction for all civil matters without regard to the amount in controversy, except for those matters for which the Superior Court has exclusive jurisdiction. The Court tries misdemeanor criminal cases only and is supported by the Clerk of State and Magistrate Court, State Court Probation and the Marshal's Office.

The Clerk of Court serves both State and Magistrate Court and supports a total of 40 full-time and part-time judges. The Clerk's Office performs numerous functions in support of the judicial system to include record processing and retention, collection and disbursement of fines and fees, coordination of services in support of court operations, and servicing the public through access to electronic proceedings, recordings, and tools that enhance the availability of information. The State Court Probation Office is a law enforcement agency which supervises court ordered misdemeanor cases adjudicated from State, Superior, and Magistrate Courts of DeKalb County. The department also supervises the Work Release Program and provides probation supervision for the participants of the DUI (Driving Under the Influence) Court Program. In addition, State Court Probation monitors several diversion/community alternative programs established by the Solicitor General's Office to prevent recidivism and to improve the quality of life in DeKalb County through intervention and rehabilitative services. The Marshal's Office is the law enforcement arm of the State and Magistrate Courts.

One of the primary roles of the Marshal's Office is executing all writs in dispossessory cases assigned to the Magistrate Court and civil service on cases assigned to both State and Magistrate Court. In addition, this office handles security for all State and Magistrate Courts. As part of the DeKalb County law enforcement community, the Marshal's Office is committed to protecting life and property, arresting law violators, and enforcing all local, state, and federal laws within the Office's jurisdiction.

Common Object Expenditures	FY21 Actual	FY22 Actual	FY23 Budget	FY24 Requested	Requested Change	FY24 Recommended	Recommended Change
51-PERSONAL SERVICES AND EMPLOYEE BENEFITS	13,510,326	14,961,916	20,750,405	30,376,440	46.4%	24,533,720	18.2%
52-PURCHASED / CONTRACTED SERVICES	474,670	587,578	1,560,841	1,906,469	22.1%	1,523,541	-2.4%
53-SUPPLIES	388,567	484,031	836,421	909,437	8.7%	844,475	1.0%
54-CAPITAL OUTLAYS	10,377	142,624	261,300	36,292	-86.1%	32,296	-87.6%
55-INTERFUND / INTERDEPARTMENTAL CHARGES	493,950	833,893	419,568	1,267,175	202.0%	1,042,175	148.4%
61-OTHER FINANCING USES	18,107	1,142,999	38,796	38,796	-	18,792	-51.6%
70-RETIREMENT SERVICES	-	1,626,768	2,020,442	2,939,074	45.5%	3,116,783	54.3%
Total (\$)	14,895,997	19,779,809	25,887,773	37,473,683	44.8%	31,111,782	20.2%

Cost Center Level Expenditures	FY21 Actual	FY22 Actual	FY23 Budget	FY24 Requested	Requested Change	FY24 Recommended	Recommended Change
03701-State Court - Judge Wong	581,059	596,581	690,776	764,750	10.7%	764,750	10.7%
03702-State Court - Judge Hydrick	576,136	608,862	697,946	759,004	8.7%	755,008	8.2%
03703-State Court - Judge Purdom	590,605	608,872	701,544	771,655	10.0%	760,695	8.4%
03704-State Court - Judge Panos	596,381	619,075	700,198	756,895	8.1%	742,855	6.1%
03705-State Court - Judge Mike Jacobs	555,988	608,937	686,125	748,886	9.1%	747,886	9.0%
03706-State Court - Judge Lopez	504,765	599,532	704,845	745,668	5.8%	745,668	5.8%
03707-State Court - Judge Gordon	620,359	774,624	711,851	525,801	-26.1%	524,409	-26.3%
03710-State & Magistrate Courts Clerk	4,759,133	8,292,011	9,568,036	11,680,446	22.1%	11,058,371	15.6%
03712-State Court - Dui Court	416,631	439,779	539,207	1,562,244	189.7%	1,135,674	110.6%
03715-State Court - Probation	2,470,318	2,578,048	3,595,144	4,739,099	31.8%	3,354,511	-6.7%
03720-State Court - Marshal	3,224,622	4,053,487	7,292,101	14,419,235	97.7%	10,521,955	44.3%
Total (\$)	14,895,997	19,779,809	25,887,773	37,473,683	44.8%	31,111,782	20.2%

Positions	FY21 Actual	FY22 Actual	FY23 Actual	FY24 Requested	Requested Change	FY24 Recommended	Recommended Change
Filled Positions	191	188	218	283	65	269	51
Funded Positions	191	196	269	283	14	269	-

Notes: 218 filled, 48 vacant, 3 new positions.

STATE COURT (03700)
General Fund (100)
FY24 Budget Request / Recommendation Sheet

Departmental Notes
FY24 budget reflects funding for 48 vacant positions, 3 new positions, other professional services and a 4% COLA.

STATE COURT (03700)
General Fund (100)
 FY24 Budget Request / Recommendation Sheet

Base Budget by Object Class/Selected Object Code	FY23 Budget	FY24 Requested	FY24 Recommended	FY24 Approved	Requested Change	Recommended Change	Approved Change
51-PERSONAL SERVICES AND EMPLOYEE BENEFITS	20,750,405	20,542,817	20,269,817	-	-207,588	-480,588	-20,750,405
Salaries	15,326,173	15,719,791	15,719,791	-	393,618	393,618	-15,326,173
Salaries - Part Time	19,440	19,440	19,440	-	-	-	-19,440
Salaries - Adjustments	454,562	3,840	3,840	-	-450,722	-450,722	-454,562
Salaries - Overtime	250,480	250,480	250,480	-	-	-	-250,480
County Match - Grp Ins - Reversed	51,384	51,384	51,384	-	-	-	-51,384
County Match - Grp Ins - Allocated	3,152,250	3,052,000	2,779,000	-	-100,250	-373,250	-3,152,250
County Match - FICA	1,180,672	1,185,614	1,185,614	-	4,942	4,942	-1,180,672
401(A) Employer Contribution	270,996	239,117	239,117	-	-31,879	-31,879	-270,996
Workers Compensation	43,320	20,022	20,022	-	-23,298	-23,298	-43,320
Allowance - Clothing	1,128	1,128	1,128	-	-	-	-1,128
52-PURCHASED / CONTRACTED SERVICES	1,560,841	1,251,177	999,965	-	-309,664	-560,876	-1,560,841
53-SUPPLIES	836,421	822,245	758,675	-	-14,176	-77,746	-836,421
54-CAPITAL OUTLAYS	261,300	11,296	7,300	-	-250,004	-254,000	-261,300
55-INTERFUND / INTERDEPARTMENTAL CHARGES	419,568	657,175	657,175	-	237,607	237,607	-419,568
61-OTHER FINANCING USES	38,796	38,796	18,792	-	-	-20,004	-38,796
70-RETIREMENT SERVICES	2,020,442	2,939,074	3,116,783	-	918,632	1,096,341	-2,020,442
Base Budget (Total)	25,887,773	26,262,580	25,828,507	-	374,806	-59,267	-25,887,773

Base Adjustments		FY23 Budget	FY24 Requested	FY24 Recommended	FY24 Approved	Requested Change	Recommended Change	Approved Change
B1.	Maintenance & Repair (State Court - Judge Wong). Funding for chamber refresh (paint and carpet replacement).	-	17,000	17,000	-	17,000	17,000	-
B2.	Wireless Service (State Court - Judge Hydrick). Additional funding for county wireless devices.	-	1,300	1,300	-	1,300	1,300	-
B3.	Salaries - Adjustments/Court Reporter Allowance (State Court - Judge Panos). Funding for annual leave payout and court reporter allowance.	-	15,960	1,920	-	15,960	1,920	-
B4.	Training/Court Reporter Allowance (State Court - Judge Mike Jacobs). Funding for training and conferences for judge and court reporter allowances.	-	1,960	960	-	1,960	960	-
B5.	Books & Subscriptions/Court Reporter Allowance (State Court - Judge Gordon). Funding for court reporter allowance and books/subscriptions for judge and personnel.	-	2,352	960	-	2,352	960	-
B6.	Equipment Lease (State Court - Magistrate Court Clerk). Funding requested to replace 12 copiers.	-	28,782	28,782	-	28,782	28,782	-
B7.	Computer Equipment (State Court - Magistrate Court Clerk). Funding requested to replace outdated computers.	-	24,996	24,996	-	24,996	24,996	-
B8.	Operating Supplies (State Court - DUI). Funding for desks and chairs.	-	4,000	4,000	-	4,000	4,000	-
B9.	Other Professional Services (State Court - Marshal). Funding for Tyler Technologies (FY24), GPS capabilities, decaling, installation of emergency equipment for patrol vehicles. Virtual academy, tactical location services, taser and body camera maintenance and storage services.	-	455,070	402,635	-	455,070	402,635	-
Base Adjustments Total		-	551,420	482,553	-	551,420	482,553	-

Operating Enhancements	FY23 Budget	FY24 Requested	FY24 Recommended	FY24 Approved	Requested Change	Recommended Change	Approved Change
------------------------	-------------	----------------	------------------	---------------	------------------	--------------------	-----------------

STATE COURT (03700)
General Fund (100)
 FY24 Budget Request / Recommendation Sheet

O1.	Maintenance & Repair (State Court - Magistrate Court Clerk). Funding for carpet replacement, painting and furnishings.	-	107,000	57,000	-	107,000	57,000	-
O2.	Salaries - Adjustments (State Court - Probation). Funding for in-grade adjustments, vacant positions and annual leave payout.	-	1,269,671	-	-	1,269,671	-	-
O3.	Clothing Allowance (State Court - Marshal). Funding for clothing allowance.	-	1,400	-	-	1,400	-	-
O4.	Dues (State Court - Marshal). Funding for membership dues.	-	1,281	-	-	1,281	-	-
O5.	Uniforms & Clothing (State Court - Marshal). Funding for staff/officer uniforms.	-	85,800	85,800	-	85,800	85,800	-
O6.	Cost of living adjustment (COLA). 4% COLA effective July 1, 2024.	-	-	368,962	-	-	368,962	-
O7.	Telephone - Wireless (State Court - Marshal). Funding for wireless - phone cards for patrol units GPS.	-	12,859	12,859	-	12,859	12,859	-
O8.	Salaries - Adjustments (State Court - Magistrate Court Clerk). Funding for FY23 in-grade adjustment for position #999110 not included in FY24 base salary budget.	-	19,540	13,000	-	19,540	13,000	-
O9.	Tuition Reimbursement (State Court - Marshal). Funding for tuition reimbursement.	-	15,000	-	-	15,000	-	-
O10.	Salaries - Adjustments/Annual Leave Payout (State Court - Magistrate Court Clerk). Funding requested for annual leave payouts.	-	60,000	-	-	60,000	-	-
O11.	Vehicles (State Court - Marshal). Funding for seven additional vehicles.	-	610,000	385,000	-	610,000	385,000	-
Operating Enhancements Total		-	2,182,551	922,621	-	2,182,551	922,621	-

Workforce Enhancements		FY23 Budget	FY24 Requested	FY24 Recommended	FY24 Approved	Requested Change	Recommended Change	Approved Change
W1.	Existing Vacancies	-	1,361,652	941,853	-	1,361,652	941,853	-
W2.	Existing Vacancies	-	484,762	533,954	-	484,762	533,954	-
W3.	Existing Vacancies	-	673,186	594,887	-	673,186	594,887	-
W4.	Existing Vacancies	-	2,641,316	1,653,822	-	2,641,316	1,653,822	-
Notes: W1: Cost Center #3710 - administrative support manager #4569, deputy clerk I #5743, #10043, chief deputy clerk #15858, deputy clerk III #999624, #999625, #999626, #999627, #999628, #999629, #999630, #999631, #999632. W2: Cost Center #3712 - clinical evaluator #999633, #999634, medical lab technician #999635, #999636, court program administrator #999638, case manager #999639. W3: Cost Center #3715 - deputy clerk II #3803, administrative specialist #6367, #7533, adult probation officer #7683, #9666, adult probation officer pri #7763, 1 adult probation officer senior #15216, 1 administrative coordinator #999637, W4: Cost Center #03720 - deputy marshal, major #5255, deputy marshal, senior #10531, #11346, #999608, #999609, #999610, #999611, #999612, #999613, #999614, #999615, #999616, #999617, #999618, #999619, #999620, #999621, #999622, 2 administrative specialist #999547, #999548. Start date 1/1/24.								
W6.	New Position Requests	-	189,877	153,585	-	189,877	153,585	-
Notes: W6: Cost Center #03710 - 2 deputy clerk I, 1 deputy clerk II. Start date 1/1/24.								
Workforce Enhancements Total		-	5,350,794	3,878,101	-	5,350,794	3,878,101	-

Total Budget		25,887,773	34,347,345	31,111,782		8,459,572	5,224,009	-25,887,773
---------------------	--	-------------------	-------------------	-------------------	--	------------------	------------------	--------------------

STATE COURT (03700)
Unincorporated Fund (272)
 FY24 Budget Request / Recommendation Sheet

Departmental Description

The State Court has jurisdiction within the boundaries of DeKalb County. It has concurrent jurisdiction for all civil matters without regard to the amount in controversy, except for those matters for which the Superior Court has exclusive jurisdiction. The Court tries misdemeanor criminal cases only and is supported by the Clerk of State and Magistrate Court, State Court Probation and the Marshal's Office.

The Clerk of Court serves both State and Magistrate Court and supports a total of 40 full-time and part-time judges. The Clerk's Office performs numerous functions in support of the judicial system to include record processing and retention, collection and disbursement of fines and fees, coordination of services in support of court operations, and servicing the public through access to electronic proceedings, recordings, and tools that enhance the availability of information. The State Court Probation Office is a law enforcement agency which supervises court ordered misdemeanor cases adjudicated from State, Superior, and Magistrate Courts of DeKalb County. The department also supervises the Work Release Program and provides probation supervision for the participants of the DUI (Driving Under the Influence) Court Program. In addition, State Court Probation monitors several diversion/community alternative programs established by the Solicitor General's Office to prevent recidivism and to improve the quality of life in DeKalb County through intervention and rehabilitative services. The Marshal's Office is the law enforcement arm of the State and Magistrate Courts.

One of the primary roles of the Marshal's Office is executing all writs in dispossessory cases assigned to the Magistrate Court and civil service on cases assigned to both State and Magistrate Court. In addition, this office handles security for all State and Magistrate Courts. As part of the DeKalb County law enforcement community, the Marshal's Office is committed to protecting life and property, arresting law violators, and enforcing all local, state, and federal laws within the Office's jurisdiction.

Common Object Expenditures	FY21 Actual	FY22 Actual	FY23 Budget	FY24 Requested	Requested Change	FY24 Recommended	Recommended Change
51-PERSONAL SERVICES AND EMPLOYEE BENEFITS	3,715,120	3,740,506	5,926,938	6,946,022	17.2%	5,661,067	-4.5%
52-PURCHASED / CONTRACTED SERVICES	397,695	708,635	1,098,550	1,180,459	7.5%	1,111,705	1.2%
53-SUPPLIES	16,247	42,348	163,811	168,406	2.8%	168,406	2.8%
54-CAPITAL OUTLAYS	-	67,475	165,000	165,000	-	165,000	-
61-OTHER FINANCING USES	-	-	267,000	-	-100.0%	-	-100.0%
70-RETIREMENT SERVICES	-	481,968	598,602	719,112	20.1%	762,593	27.4%
Total (\$)	4,129,062	5,040,931	8,219,901	9,178,999	11.7%	7,868,771	-4.3%

Cost Center Level Expenditures	FY21 Actual	FY22 Actual	FY23 Budget	FY24 Requested	Requested Change	FY24 Recommended	Recommended Change
03711-State Court Traffic Division	2,930,083	3,864,550	5,573,629	6,935,605	24.4%	5,708,674	2.4%
03712-State Court - Dui Court	-	192	-	-	-	-	-
03715-State Court - Probation	-	2,022	-	-	-	-	-
03716-State Court Traffic Division - Judge Morris	272,464	164,068	658,664	697,457	5.9%	697,457	5.9%
03717-State Court Traffic Division - Judge Ramsey	313,407	368,623	667,637	540,357	-19.1%	457,061	-31.5%
03718-State Court Traffic Division - Judge Ross	306,097	340,795	658,426	537,737	-18.3%	537,737	-18.3%
03719-State Court Traffic Division - Judge Storey	307,011	300,682	661,545	467,842	-29.3%	467,842	-29.3%
Total (\$)	4,129,062	5,040,931	8,219,901	9,178,999	11.7%	7,868,771	-4.3%

Positions	FY21 Actual	FY22 Actual	FY23 Actual	FY24 Requested	Requested Change	FY24 Recommended	Recommended Change
Filled Positions	55	49	50	61	11	61	11
Funded Positions	55	60	61	61	-	61	-

Notes: 50 filled, 11 vacant positions.

Departmental Notes

FY24 budget reflects funding for 11 vacant positions, salary adjustments and a 4% COLA.

STATE COURT (03700)
Unincorporated Fund (272)
 FY24 Budget Request / Recommendation Sheet

Base Budget by Object Class/Selected Object Code	FY23 Budget	FY24 Requested	FY24 Recommended	FY24 Approved	Requested Change	Recommended Change	Approved Change
51-PERSONAL SERVICES AND EMPLOYEE BENEFITS	5,926,938	4,643,251	4,582,251	-	-1,283,687	-1,344,687	-5,926,938
Salaries	3,767,322	3,616,652	3,616,651	-	-150,670	-150,671	-3,767,322
Salaries - Part Time	873,984	-	-	-	-873,984	-873,984	-873,984
Salaries - Adjustments	158,511	-	-	-	-158,511	-158,511	-158,511
County Match - Grp Ins - Allocated	774,000	700,000	639,000	-	-74,000	-135,000	-774,000
County Match - FICA	286,925	265,124	265,124	-	-21,801	-21,801	-286,925
401(A) Employer Contribution	66,196	61,475	61,475	-	-4,721	-4,721	-66,196
52-PURCHASED / CONTRACTED SERVICES	1,098,550	1,082,705	1,082,705	-	-15,845	-15,845	-1,098,550
53-SUPPLIES	163,811	168,406	168,406	-	4,595	4,595	-163,811
54-CAPITAL OUTLAYS	165,000	165,000	165,000	-	-	-	-165,000
61-OTHER FINANCING USES	267,000	-	-	-	-267,000	-267,000	-267,000
70-RETIREMENT SERVICES	598,602	719,112	762,593	-	120,510	163,991	-598,602
Base Budget (Total)	8,219,901	6,778,474	6,760,955		-1,441,427	-1,458,946	-8,219,901

Base Adjustments	FY23 Budget	FY24 Requested	FY24 Recommended	FY24 Approved	Requested Change	Recommended Change	Approved Change
B1. Temporary Professional Services & Other Professional Services (State Court - Traffic Division). Base budget increases - Funding requested for temporary personal services and other professional services.	-	83,754	15,000	-	83,754	15,000	-
Base Adjustments Total	-	83,754	15,000	-	83,754	15,000	-

Operating Enhancements	FY23 Budget	FY24 Requested	FY24 Recommended	FY24 Approved	Requested Change	Recommended Change	Approved Change
O1. Salaries - Adjustments (State Court - Traffic Division). Funding for FY23 in-grade adjustments not reflected in FY24 base salary budget and vacant positions for CC#03711.	-	980,874	118,226	-	980,874	118,226	-
O2. Telephone (State Court - Traffic Division). Funding for wireless phone service.	-	14,000	14,000	-	14,000	14,000	-
O3. Cost of living adjustment (COLA). 4% COLA effective July 1, 2024.	-	-	74,465	-	-	74,465	-
Operating Enhancements Total	-	994,874	206,691	-	994,874	206,691	-

Workforce Enhancements	FY23 Budget	FY24 Requested	FY24 Recommended	FY24 Approved	Requested Change	Recommended Change	Approved Change
W1. Existing Vacancies	-	841,995	766,337	-	841,995	766,337	-
W2. Existing Vacancies	-	113,085	119,789	-	113,085	119,789	-
Notes: W1: Cost Center 03711 - departmental IT specialist 02072, payroll/personnel assistant 15269, fiscal assistant 15270, court administrator 15276, deputy clerk I 15285, 15304, deputy clerk III 15296, 15305, 15306, adult probation officer 16001. Start date 1/1/24. W2: Cost Center 03717 - judicial law clerk 15583. Start date 1/1/24.							
W4. New Position Requests	-	276,816	-	-	276,816	-	-
Notes:							
Workforce Enhancements Total	-	1,231,896	886,126	-	1,231,896	886,126	-

Total Budget	8,219,901	9,088,999	7,868,771		869,098	-351,130	-8,219,901
---------------------	------------------	------------------	------------------	--	----------------	-----------------	-------------------

STORMWATER (06700)
Stormwater Management Operating Fund (581)
 FY24 Budget Request / Recommendation Sheet

Departmental Description

DeKalb County established the Stormwater Utility (SSWU) as an Enterprise fund in 2003. The corresponding fee was implemented on January 1, 2004. Each property in DeKalb County that has impervious surface is assessed a SWU fee. Exemptions include Right of Ways, railroads tracks, and properties where 100% of the runoff is contained on the premises and no runoff enters into the stormwater management system. DeKalb County also established a SWU fee credit program where commercial properties can apply for stormwater credits of up to 40%. The Stormwater fee is included as an assessment on the annual property tax bill. The fees are collected by the Tax Commissioner's Office. The funds collected are used to maintain, repair and upgrade DeKalb County's stormwater drainage system, perform the duties necessary to comply with the National Pollutant Discharge Elimination System (NPDES) permit, and maintain programs designed to reduce flooding, erosion and water pollution caused by stormwater runoff. Currently, in addition to its own SWU database, DeKalb County is responsible for the development and maintenance of the SWU database for the cities of Clarkston, Doraville and Lithonia.

Common Object Expenditures	FY21 Actual	FY22 Actual	FY23 Budget	FY24 Requested	Requested Change	FY24 Recommended	Recommended Change
51-PERSONAL SERVICES AND EMPLOYEE BENEFITS	5,261,459	4,689,179	5,936,889	7,363,947	24.0%	7,361,125	24.0%
52-PURCHASED / CONTRACTED SERVICES	6,694,066	3,329,416	6,137,586	10,496,072	71.0%	10,496,071	71.0%
53-SUPPLIES	565,786	1,167,041	1,242,616	1,242,616	-	1,242,616	-
54-CAPITAL OUTLAYS	52,234	-	51,700	-	-100.0%	-	-100.0%
55-INTERFUND / INTERDEPARTMENTAL CHARGES	1,854,173	1,304,283	1,496,113	3,604,802	140.9%	3,604,802	140.9%
61-OTHER FINANCING USES	748,438	728,910	1,500,000	6,500,000	333.3%	6,500,000	333.3%
70-RETIREMENT SERVICES	806,322	727,008	872,407	872,407	-	916,557	5.1%
Total (\$)	15,982,477	11,945,837	17,237,311	30,079,844	74.5%	30,121,171	74.7%

Cost Center Level Expenditures	FY21 Actual	FY22 Actual	FY23 Budget	FY24 Requested	Requested Change	FY24 Recommended	Recommended Change
06701-Stormwater Administration	15,692,629	11,792,606	16,897,840	29,722,645	75.9%	29,763,972	76.1%
06702-Stormwater Street Drain Maintenance	165,238	158,417	339,471	357,199	5.2%	357,199	5.2%
CC_06703	124,611	-5,186	-	-	-	-	-
Total (\$)	15,982,477	11,945,837	17,237,311	30,079,844	74.5%	30,121,171	74.7%

Positions	FY21 Actual	FY22 Actual	FY23 Actual	FY24 Requested	Requested Change	FY24 Recommended	Recommended Change
Filled Positions	86	73	85	108	23	108	23
Funded Positions	96	86	86	108	22	108	22

Notes: 85 filled and 23 vacant positions.

Departmental Notes

The Stormwater Department is working on reducing the backlog on public requests with increased hiring and equipment.

STORMWATER (06700)
Stormwater Management Operating Fund (581)
 FY24 Budget Request / Recommendation Sheet

Base Budget by Object Class/Selected Object Code	FY23 Budget	FY24 Requested	FY24 Recommended	FY24 Approved	Requested Change	Recommended Change	Approved Change
51-PERSONAL SERVICES AND EMPLOYEE BENEFITS	5,936,889	5,883,391	5,797,391	-	-53,498	-139,498	-5,936,889
Salaries	3,669,506	4,065,715	4,065,715	-	396,209	396,209	-3,669,506
Salaries - Adjustments	580,527	-	-	-	-580,527	-580,527	-580,527
Salaries - Overtime	291,000	291,000	291,000	-	-	-	-291,000
County Match - Grp Ins - Allocated	1,032,000	1,147,500	1,061,500	-	115,500	29,500	-1,032,000
County Match - FICA	280,716	311,027	311,027	-	30,311	30,311	-280,716
County Match - Pension	30,534	-	-	-	-30,534	-30,534	-30,534
401(A) Employer Contribution	45,744	61,560	61,560	-	15,816	15,816	-45,744
Unemployment Compensation	6,507	6,234	6,234	-	-273	-273	-6,507
Workers Compensation	355	355	355	-	-	-	-355
52-PURCHASED / CONTRACTED SERVICES	6,137,586	6,137,586	6,137,585	-	-	-1	-6,137,586
53-SUPPLIES	1,242,616	1,242,616	1,242,616	-	-	-	-1,242,616
54-CAPITAL OUTLAYS	51,700	-	-	-	-51,700	-51,700	-51,700
55-INTERFUND / INTERDEPARTMENTAL CHARGES	1,496,113	1,436,802	1,436,802	-	-59,311	-59,311	-1,496,113
61-OTHER FINANCING USES	1,500,000	1,500,000	1,500,000	-	-	-	-1,500,000
70-RETIREMENT SERVICES	872,407	872,407	916,557	-	-	44,150	-872,407
Base Budget (Total)	17,237,311	17,072,802	17,030,951	-	-164,509	-206,360	-17,237,311

Base Adjustments	FY23 Budget	FY24 Requested	FY24 Recommended	FY24 Approved	Requested Change	Recommended Change	Approved Change
B1. Overtime (Stormwater Administration). Salaries Overtime - to staff for winter storm and emergencies.	-	300,000	300,000	-	300,000	300,000	-
B2. Project Management (Stormwater Administration). Other Professional Services - to assist with project management.	-	4,358,486	4,358,486	-	4,358,486	4,358,486	-
Base Adjustments Total	-	4,658,486	4,658,486	-	4,658,486	4,658,486	-

Operating Enhancements	FY23 Budget	FY24 Requested	FY24 Recommended	FY24 Approved	Requested Change	Recommended Change	Approved Change
O1. Pond Crew Equipment (Stormwater Administration). Vehicle Additions to Fleet Charge - pond crew and pipe crew equipment excavator, Bob Cat w/ tracks, two mini excavators, 25 ton trailer, two 12 yard Tandem dump trucks, and two 5 yd dump trucks.	-	2,168,000	2,168,000	-	2,168,000	2,168,000	-
O2. Cost of living adjustment (COLA). 4% COLA effective July 1, 2024.	-	-	83,178	-	-	83,178	-
Operating Enhancements Total	-	2,168,000	2,251,178	-	2,168,000	2,251,178	-

STORMWATER (06700)
Stormwater Management Operating Fund (581)
 FY24 Budget Request / Recommendation Sheet

Workforce Enhancements		FY23 Budget	FY24 Requested	FY24 Recommended	FY24 Approved	Requested Change	Recommended Change	Approved Change
W1.	Existing Vacancies	-	1,180,556	1,180,556	-	1,180,556	1,180,556	-
Notes: Eight (8) Equipment Operator, Sr, Two (2) Crew Supervisors, 2 Equipment Operator Assistants, Three (3) Heavy Equipment Operators, Mason, Sr, Requisition Tech, Stormwater Program Administrator, Environmental Project Coordinator, Staff Engineer, Stormwater Manager, Two (2) Crew Workers, Crew Supervisor								
Workforce Enhancements Total		-	1,180,556	1,180,556	-	1,180,556	1,180,556	-
Capital Requests		FY23 Budget	FY24 Requested	FY24 Recommended	FY24 Approved	Requested Change	Recommended Change	Approved Change
C1.	Stormwater Culvert replacement FEMA Grant Stormwater Culvert Replacement and Mid Term \$4 million addition	-	5,000,000	5,000,000	-	5,000,000	5,000,000	-
Capital Requests Total		-	5,000,000	5,000,000	-	5,000,000	5,000,000	-
Total Budget		17,237,311	30,079,844	30,121,171		12,842,533	12,883,860	-17,237,311

PUBLIC WORKS - TRANSPORTATION (05400)
Street Lights Fund (211)
 FY24 Budget Request / Recommendation Sheet

Departmental Description

The Transportation Division of the Public Works Department is responsible for the management of county and GDOT-funded road improvement projects. Services provided on these projects include roadway design, traffic signal design and coordinated timing upgrades, survey, land acquisition, and construction management. The Transportation Division also issues utility encroachment permits, operates the county's traffic calming program, and manages the county's streetlight districts.

Common Object Expenditures	FY21 Actual	FY22 Actual	FY23 Budget	FY24 Requested	Requested Change	FY24 Recommended	Recommended Change
51-PERSONAL SERVICES AND EMPLOYEE BENEFITS	80,078	81,059	99,748	111,314	11.6%	112,094	12.4%
53-SUPPLIES	4,875,618	4,198,019	4,543,172	4,543,172	-	4,558,772	0.3%
70-RETIREMENT SERVICES	13,640	13,858	16,626	15,598	-6.2%	16,541	-0.5%
Total (\$)	4,969,336	4,292,936	4,659,546	4,670,084	0.2%	4,687,407	0.6%

Cost Center Level Expenditures	FY21 Actual	FY22 Actual	FY23 Budget	FY24 Requested	Requested Change	FY24 Recommended	Recommended Change
05480-Streetlights	4,969,336	4,292,936	4,659,546	4,670,084	0.2%	4,687,407	0.6%
Total (\$)	4,969,336	4,292,936	4,659,546	4,670,084	0.2%	4,687,407	0.6%

Positions	FY21 Actual	FY22 Actual	FY23 Actual	FY24 Requested	Requested Change	FY24 Recommended	Recommended Change
Filled Positions	1	1	1	1	-	1	-
Funded Positions	1	1	1	1	-	1	-

Notes: All positions are filled

Departmental Notes

Base Budget by Object Class/Selected Object Code	FY23 Budget	FY24 Requested	FY24 Recommended	FY24 Approved	Requested Change	Recommended Change	Approved Change
51-PERSONAL SERVICES AND EMPLOYEE BENEFITS	99,748	111,314	110,314	-	11,566	10,566	-99,748
Salaries	70,686	80,966	80,966	-	10,280	10,280	-70,686
Salaries - Adjustments	10,154	10,154	10,154	-	-	-	-10,154
County Match - Grp Ins - Allocated	13,500	14,000	13,000	-	500	-500	-13,500
County Match - FICA	5,408	6,194	6,194	-	786	786	-5,408
53-SUPPLIES	4,543,172	4,543,172	4,558,772	-	-	15,600	-4,543,172
70-RETIREMENT SERVICES	16,626	15,598	16,541	-	-1,028	-85	-16,626
Base Budget (Total)	4,659,546	4,670,084	4,685,627	-	10,538	26,080	-4,659,546

Operating Enhancements	FY23 Budget	FY24 Requested	FY24 Recommended	FY24 Approved	Requested Change	Recommended Change	Approved Change
O1. Cost of living adjustment (COLA). 4% COLA effective July 1, 2024.	-	-	1,780	-	-	1,780	-
Operating Enhancements Total	-	-	1,780	-	-	1,780	-

Total Budget	4,659,546	4,670,084	4,687,407	-	10,538	27,860	-4,659,546
---------------------	------------------	------------------	------------------	----------	---------------	---------------	-------------------

SUPERIOR COURT (03500)
General Fund (100)
 FY24 Budget Request / Recommendation Sheet

Departmental Description

The Superior Court is the highest court of original jurisdiction in the State of Georgia. The Court has exclusive jurisdiction over specific civil and criminal matters including cases involving titles to land, equity, declaratory judgments, habeas corpus, mandamus, quo warranto, prohibition, adoptions, divorce, custody, child support, and criminal felonies. The Court is authorized to review rulings, and in some cases, correct errors made by lower courts by issuing certiorari. The Court also administers programs which enhance and ensure that the Court's purposes and rulings are carried out in a manner that meets the needs of the citizens of DeKalb County while following the rule of law. These programs include the seminar for Families in Transition, the Family Law Information Center, Problem Solving/Child Support and felony Drug, Mental Health and Veterans Accountability Courts which provide sentencing alternatives for defendants who are in need of treatment for drug addiction and mental health challenges.

Common Object Expenditures	FY21 Actual	FY22 Actual	FY23 Budget	FY24 Requested	Requested Change	FY24 Recommended	Recommended Change
51-PERSONAL SERVICES AND EMPLOYEE BENEFITS	7,981,602	9,125,058	12,044,865	12,593,686	4.6%	11,716,666	-2.7%
52-PURCHASED / CONTRACTED SERVICES	945,261	1,548,097	3,910,142	2,999,788	-23.3%	2,748,149	-29.7%
53-SUPPLIES	142,049	193,964	270,516	270,516	-	163,055	-39.7%
54-CAPITAL OUTLAYS	49,870	88,503	1,076,000	1,076,000	-	1,079,004	0.3%
61-OTHER FINANCING USES	-	20,317	34,835	634,835	1,722.4%	34,835	-
70-RETIREMENT SERVICES	51,795	1,243,922	1,533,684	1,738,419	13.3%	1,840,695	20.0%
Total (\$)	9,170,577	12,219,862	18,870,042	19,313,244	2.3%	17,582,404	-6.8%

Cost Center Level Expenditures	FY21 Actual	FY22 Actual	FY23 Budget	FY24 Requested	Requested Change	FY24 Recommended	Recommended Change
03510-JUDGE ADAMS - DIVISION 5	511,990	533,658	601,724	645,081	7.2%	645,081	7.2%
03515-JUDGE BARRIE - DIVISION 10	491,179	507,537	564,565	651,483	15.4%	664,259	17.7%
03520-JUDGE DEAR JACKSON - DIVISION 7	517,533	540,770	585,496	617,684	5.5%	617,684	5.5%
03525-Superior Court - New Judge	-	28,607	270,000	478,559	77.2%	343,344	27.2%
03530-JUDGE JOHNSON - DIVISION 1	485,340	480,782	586,892	627,479	6.9%	627,479	6.9%
03535-JUDGE SCOTT - DIVISION 9	507,973	528,110	592,122	632,065	6.7%	632,065	6.7%
03540-JUDGE PARKER-SMITH - DIVISION 3	546,828	522,555	590,705	633,372	7.2%	633,372	7.2%
03545-DIVISION 8	385,614	374,621	474,170	592,854	25.0%	592,854	25.0%
03550-JUDGE HYDRICK - DIVISION 6	481,225	497,882	620,212	666,630	7.5%	666,630	7.5%
03555-JUDGE ASHA JACKSON - DIVISION 2	478,075	495,931	589,002	631,876	7.3%	631,876	7.3%
03560-JUDGE MORRIS - DIVISION 4	503,175	533,954	583,574	627,778	7.6%	627,778	7.6%
03565-SUPERIOR COURT - SENIOR JUDGES	138,265	99,154	145,076	143,798	-0.9%	69,440	-52.1%
03570-SUPERIOR COURT - GENERAL	676	1,185	-	-	-	-	-
03580-SUPERIOR COURT - COURT ADMINISTRATION	3,054,970	5,524,428	10,423,093	9,608,268	-7.8%	8,599,328	-17.5%
03581-SUPERIOR COURT - COURT REPORTERS	204,290	354,384	505,204	626,200	23.9%	501,096	-0.8%
03582-SUPERIOR COURT - JURY MANAGEMENT	312,598	599,458	1,019,837	1,393,572	36.6%	993,572	-2.6%
03583-SUPERIOR COURT - SEMINAR FOR DIVORCING PARENTS	500	9,646	35,308	35,308	-	35,308	-
03587-SUPERIOR COURT - DISPUTE RESOLUTION	492,298	525,454	616,348	634,523	2.9%	634,523	2.9%
03590-SUPERIOR COURT - GRAND JURY	58,047	61,747	66,713	66,713	-	66,713	-
Total (\$)	9,170,577	12,219,862	18,870,042	19,313,244	2.3%	17,582,404	-6.8%

Positions	FY21 Actual	FY22 Actual	FY23 Actual	FY24 Requested	Requested Change	FY24 Recommended	Recommended Change
Filled Positions	107	119	119	121	2	121	2
Funded Positions	107	130	129	121	-8	121	-8

SUPERIOR COURT (03500)
General Fund (100)
 FY24 Budget Request / Recommendation Sheet

Notes: 119 funded, 2 vacant positions.

Departmental Notes
 FY24 budget reflects funding for two existing positions, salary adjustments and a 4% COLA.

Base Budget by Object Class/Selected Object Code	FY23 Budget	FY24 Requested	FY24 Recommended	FY24 Approved	Requested Change	Recommended Change	Approved Change
51-PERSONAL SERVICES AND EMPLOYEE BENEFITS	12,044,865	11,105,380	10,976,380	-	-939,485	-1,068,485	-12,044,865
Salaries	8,683,834	8,509,654	8,509,655	-	-174,180	-174,179	-8,683,834
Salaries - Part Time	196,773	196,773	196,773	-	-	-	-196,773
Salaries - Adjustments	609,742	-	-	-	-609,742	-609,742	-609,742
County Match - Grp Ins - Allocated	1,736,625	1,612,000	1,483,000	-	-124,625	-253,625	-1,736,625
County Match - FICA	665,547	649,453	649,453	-	-16,094	-16,093	-665,547
401(A) Employer Contribution	145,798	137,499	137,499	-	-8,299	-8,299	-145,798
Workers Compensation	6,546	-	-	-	-6,546	-6,546	-6,546
52-PURCHASED / CONTRACTED SERVICES	3,910,142	2,995,138	2,748,149	-	-915,004	-1,161,993	-3,910,142
53-SUPPLIES	270,516	270,516	163,055	-	-	-107,461	-270,516
54-CAPITAL OUTLAYS	1,076,000	1,076,000	1,079,004	-	-	3,004	-1,076,000
61-OTHER FINANCING USES	34,835	34,835	34,835	-	-	-	-34,835
70-RETIREMENT SERVICES	1,533,684	1,738,419	1,840,695	-	204,735	307,011	-1,533,684
Base Budget (Total)	18,870,042	17,220,287	16,842,118	-	-1,649,754	-2,027,924	-18,870,042

Operating Enhancements	FY23 Budget	FY24 Requested	FY24 Recommended	FY24 Approved	Requested Change	Recommended Change	Approved Change
O1. Salary - Adjustments (Superior Court - Court Administration). Funding for FY23 in-grade adjustments not reflected in FY24 base salary budget.	-	86,706	391,260	-	86,706	391,260	-
O2. Salary - Adjustments (Superior Court - Court Administration). Funding for in-grade adjustments effective 1/1/2024.	-	414,374	-	-	414,374	-	-
O3. Cost of living adjustment (COLA). 4% COLA effective July 1, 2024.	-	-	193,067	-	-	193,067	-
Operating Enhancements Total	-	501,080	584,327	-	501,080	584,327	-

Workforce Enhancements	FY23 Budget	FY24 Requested	FY24 Recommended	FY24 Approved	Requested Change	Recommended Change	Approved Change
W1. Existing Vacancies	-	143,183	155,959	-	143,183	155,959	-
Notes: W1: Cost Center 03580 - judicial assistant 08096, judicial assistant 999542. Start date 1/1/24.							
W3. New Position Requests	-	135,215	-	-	135,215	-	-
W4. New Position Requests	-	74,358	-	-	74,358	-	-
W5. New Position Requests	-	639,122	-	-	639,122	-	-
Notes:							
Workforce Enhancements Total	-	991,877	155,959	-	991,877	155,959	-

Total Budget	18,870,042	18,713,244	17,582,404	-	-156,798	-1,287,637	-18,870,042
---------------------	-------------------	-------------------	-------------------	----------	-----------------	-------------------	--------------------

TAX COMMISSIONER (02800)
General Fund (100)
 FY24 Budget Request / Recommendation Sheet

Departmental Description
 The Office of the Tax Commissioner plans, prepares and executes the processes and systems necessary to bill, receive, collect and distribute ad valorem tax revenues to the DeKalb County government, DeKalb Board of Education, various cities, CIDs, TADs and the State of Georgia. The Office of the Tax Commissioner accepts applications for homestead and special exemptions; maintains and updates ad valorem property records. The Office of the Tax Commissioner is solely responsible for the preparation of the annual tax digest and coordination to achieve approval by the State Department of Revenue. The Office of the Tax Commissioner is the constitutionally authorized agent for the Georgia Department of Revenue for the purposes of processing, collecting and completing motor vehicle tag and titling/registration requirements in DeKalb County.

Common Object Expenditures	FY21 Actual	FY22 Actual	FY23 Budget	FY24 Requested	Requested Change	FY24 Recommended	Recommended Change
51-PERSONAL SERVICES AND EMPLOYEE BENEFITS	5,694,794	6,122,345	8,270,273	8,794,471	6.3%	8,237,615	-0.4%
52-PURCHASED / CONTRACTED SERVICES	1,507,693	1,740,537	2,161,868	2,464,668	14.0%	2,412,222	11.6%
53-SUPPLIES	117,697	122,656	192,952	192,952	-	151,480	-21.5%
54-CAPITAL OUTLAYS	109,495	346,597	332,105	570,084	71.7%	495,576	49.2%
55-INTERFUND / INTERDEPARTMENTAL CHARGES	18,621	18,016	17,424	27,460	57.6%	22,587	29.6%
57-OTHER COSTS	-	-	1,800	1,800	-	1,800	-
70-RETIREMENT SERVICES	-	749,169	899,002	1,024,276	13.9%	1,086,208	20.8%
Total (\$)	7,448,299	9,099,320	11,875,424	13,075,710	10.1%	12,407,487	4.5%

Cost Center Level Expenditures	FY21 Actual	FY22 Actual	FY23 Budget	FY24 Requested	Requested Change	FY24 Recommended	Recommended Change
02810-Tax Commissioner - Tax Collections & Records	1,081,993	1,314,064	1,709,582	2,108,458	23.3%	1,987,025	16.2%
02820-Tax Commissioner - Motor Vehicle Tax	3,098,404	3,217,995	4,449,132	4,093,755	-8.0%	4,348,409	-2.3%
02821-Tax Commissioner - Motor Vehicle Temporary	254,479	175,403	136,960	139,858	2.1%	126,464	-7.7%
02825-Tax Commissioner - Motor Vehicle Security	248,937	248,491	457,572	518,937	13.4%	518,940	13.4%
02830-Tax Commissioner - Delinquent Tax Administration	1,036,848	1,044,698	1,369,604	1,516,807	10.7%	1,430,149	4.4%
02840-Tax Commissioner - Tax Administration / Accounting	1,727,638	3,098,669	3,752,574	4,697,895	25.2%	3,996,501	6.5%
Total (\$)	7,448,299	9,099,320	11,875,424	13,075,710	10.1%	12,407,487	4.5%

Positions	FY21 Actual	FY22 Actual	FY23 Actual	FY24 Requested	Requested Change	FY24 Recommended	Recommended Change
Filled Positions	89	90	102	113	11	113	11
Funded Positions	103	107	113	113	-	113	-

Notes: 102 filled positions, 11 new positions

Departmental Notes
 The FY24 budget includes funding to cover cost increases for existing services and supplies as well as funding for additional mailers to inform the public of tax changes, and funding for refreshing computers throughout the department.

TAX COMMISSIONER (02800)
General Fund (100)
FY24 Budget Request / Recommendation Sheet

Base Budget by Object Class/Selected Object Code	FY23 Budget	FY24 Requested	FY24 Recommended	FY24 Approved	Requested Change	Recommended Change	Approved Change
51-PERSONAL SERVICES AND EMPLOYEE BENEFITS	8,270,273	7,752,538	7,558,168	-	-517,735	-712,105	-8,270,273
Salaries	5,146,653	5,211,094	5,211,089	-	64,441	64,436	-5,146,653
Salaries - Adjustments	621,334	-	-	-	-621,334	-621,334	-621,334
Salaries - Temporary	166,260	166,260	166,264	-	-	4	-166,260
Salaries - Overtime	65,436	65,436	30,204	-	-	-35,232	-65,436
Salaries - City Supplements	170,004	170,004	170,004	-	-	-	-170,004
County Match - Grp Ins - Allocated	1,464,750	1,430,500	1,377,000	-	-34,250	-87,750	-1,464,750
County Match - FICA	396,239	394,618	394,618	-	-1,621	-1,621	-396,239
County Match - Pension	31,465	-	-	-	-31,465	-31,465	-31,465
401(A) Employer Contribution	111,983	112,840	112,840	-	857	857	-111,983
Workers Compensation	75,149	180,786	75,149	-	105,637	-	-75,149
Allowance - Automobile	6,000	6,000	6,000	-	-	-	-6,000
TUITION REIMBURSEMENT	15,000	15,000	15,000	-	-	-	-15,000
Notes: Base budget includes 102 positions.							
52-PURCHASED / CONTRACTED SERVICES	2,161,868	2,161,868	2,109,422	-	-	-52,446	-2,161,868
53-SUPPLIES	192,952	192,952	151,480	-	-	-41,472	-192,952
54-CAPITAL OUTLAYS	332,105	234,105	159,597	-	-98,000	-172,508	-332,105
55-INTERFUND / INTERDEPARTMENTAL CHARGES	17,424	27,460	22,587	-	10,036	5,163	-17,424
57-OTHER COSTS	1,800	1,800	1,800	-	-	-	-1,800
70-RETIREMENT SERVICES	899,002	1,024,276	1,086,208	-	125,274	187,206	-899,002
Base Budget (Total)	11,875,424	11,394,999	11,089,262	-	-480,425	-786,161	-11,875,424

Base Adjustments		FY23 Budget	FY24 Requested	FY24 Recommended	FY24 Approved	Requested Change	Recommended Change	Approved Change
B1.	Postage Costs (Tax Collections & Records). Postage - additional funding is requested for increased postage costs of mailing property tax bills and notices; delinquent notices and mailing out motor vehicle decals; along with accounting notices and refund checks.	-	100,000	100,000	-	100,000	100,000	-
B2.	Legal Costs (Delinquent tax Administration). Legal fees - additional funding is requested for increased legal fees associated with delinquent accounts.	-	50,000	50,000	-	50,000	50,000	-
B3.	Software Maintenance costs (Tax Administration/Accounting). Computer software - additional funding is requested for increased costs in annual software maintenance.	-	80,433	80,433	-	80,433	80,433	-
Base Adjustments Total		-	230,433	230,433	-	230,433	230,433	-

Operating Enhancements		FY23 Budget	FY24 Requested	FY24 Recommended	FY24 Approved	Requested Change	Recommended Change	Approved Change
O1.	Sheriff and Security Costs (Motor Vehicle Security). Other Professional Services - additional funding requested to retain sheriff deputies and security staff to secure all 3 tax locations.	-	70,000	70,000	-	70,000	70,000	-
O2.	Advertising Fees (Delinquent Tax Administration). Advertising services - additional funding is requested for online, direct mail and radio advertising to keep taxpayers abreast of property tax deadlines, new homestead tax changes and mobile center hours.	-	75,800	75,800	-	75,800	75,800	-
O3.	Conference Training (Tax Administration/Accounting). Training and conference fees - external - for 2 staff members to attend the 2024 OnBase conference and 1 additional staff to attend the 2024 Tyler user conference. This will allow for additional knowledge and training.	-	7,000	7,000	-	7,000	7,000	-

TAX COMMISSIONER (02800)
General Fund (100)
 FY24 Budget Request / Recommendation Sheet

O4.	Computer Equipment Upgrades (Tax Administration/Accounting). Computer equipment - additional funding is requested as follows: \$16,200 for new Europay, Mastercard and Visa (EMV) Touch-Pay card readers to be installed at all locations; \$150,000 to install Tyler Cashiering into the enterprise assessment and tax software to achieve a seamless daily cash balancing and reduce manual work/errors; \$9,000 to upgrade (3) laptops in Property Tax; \$80,345 for virtual queuing w/mobile ticket and text message support.	-	255,545	255,545	-	255,545	255,545	-
O5.	Cost of living adjustment (COLA). 4% COLA effective July 1, 2024.	-	-	111,136	-	-	111,136	-
Operating Enhancements Total		-	408,345	519,481	-	408,345	519,481	-

Workforce Enhancements		FY23 Budget	FY24 Requested	FY24 Recommended	FY24 Approved	Requested Change	Recommended Change	Approved Change
W1.	New Position Requests	-	50,506	52,630	-	50,506	52,630	-
W2.	New Position Requests	-	239,902	515,680	-	239,902	515,680	-
Notes: 1 Tax Tag Clerk (CC02810 - Tax Collections & Records, POS# TBD, start date 1/1/24); 10 Tax Tag Clerks (CC02820 - Motor Vehicle Tax, POS# TBD, start date 1/1/24) - all previously approved including 5 approved at FY23 mid-year as a conversion from part-time positions								
Workforce Enhancements Total		-	290,408	568,311	-	290,408	568,311	-

Total Budget		11,875,424	12,324,186	12,407,487		448,762	532,064	-11,875,424
---------------------	--	-------------------	-------------------	-------------------	--	----------------	----------------	--------------------

PUBLIC WORKS - TRANSPORTATION (05400)
Designated Fund (271)
 FY24 Budget Request / Recommendation Sheet

Departmental Description

The Transportation Division of the Public Works Department is responsible for the management of county and GDOT-funded road improvement projects. Services provided on these projects include roadway design, traffic signal design and coordinated timing upgrades, survey, land acquisition, and construction management. The Transportation Division also issues utility encroachment permits, operates the county's traffic calming program, and manages the county's streetlight districts.

Common Object Expenditures	FY21 Actual	FY22 Actual	FY23 Budget	FY24 Requested	Requested Change	FY24 Recommended	Recommended Change
51-PERSONAL SERVICES AND EMPLOYEE BENEFITS	1,458,432	1,374,310	1,756,172	1,807,752	2.9%	1,857,541	5.8%
52-PURCHASED / CONTRACTED SERVICES	143,332	443,754	351,618	410,618	16.8%	418,868	19.1%
53-SUPPLIES	457,421	2,268,034	2,810,787	2,810,787	-	2,810,620	-
54-CAPITAL OUTLAYS	-	92	-	-	-	-	-
55-INTERFUND / INTERDEPARTMENTAL CHARGES	92,142	55,689	65,248	57,691	-11.6%	57,691	-11.6%
61-OTHER FINANCING USES	-	100,000	-	200,000	-	-	-
70-RETIREMENT SERVICES	-	238,898	296,709	259,968	-12.4%	275,687	-7.1%
Total (\$)	2,151,327	4,480,778	5,280,534	5,546,817	5.0%	5,420,408	2.6%

Cost Center Level Expenditures	FY21 Actual	FY22 Actual	FY23 Budget	FY24 Requested	Requested Change	FY24 Recommended	Recommended Change
05405-Roads & Drainage - Administration	3,363	10,320	-	-	-	-	-
05407-Transportation - Administrative Services	333,422	581,336	690,523	652,481	-5.5%	706,000	2.2%
05410-Transportation - Engineering Operations	38,576	41,478	85,000	85,000	-	85,000	-
05415-Transportation - Design/Survey & Constuction	389,462	305,238	469,650	504,018	7.3%	504,018	7.3%
05420-Roads & Drainage - Drainage	324	444	-	-	-	-	-
05425-Transportation - Project Management	247,499	494,564	277,735	295,035	6.2%	299,035	7.7%
05430-Transportation - Land Acquisition	197,715	170,835	256,727	268,606	4.6%	268,606	4.6%
05455-Roads & Drainage - Storm Water Management	405	494	-	-	-	-	-
05460-Transportation - Traffic Planning & Engineering	874,917	2,844,883	3,463,257	3,682,711	6.3%	3,498,783	1.0%
05462-Transportation - Traffic Calming	8,208	259	-	-	-	-	-
05465-Transportation - Traffic Lights	99	-	1,039	1,039	-	1,039	-
05466-Transportation - Signals	31,151	16,126	18,843	45,206	139.9%	45,206	139.9%
05467-Transportation - Signs & Paint	26,186	14,800	17,760	12,721	-28.4%	12,721	-28.4%
Total (\$)	2,151,327	4,480,778	5,280,534	5,546,817	5.0%	5,420,408	2.6%

Positions	FY21 Actual	FY22 Actual	FY23 Actual	FY24 Requested	Requested Change	FY24 Recommended	Recommended Change
Filled Positions	16	17	15	17	2	17	2
Funded Positions	17	17	17	17	-	17	-

Notes: 15 Filled and 2 Vacant positions

Departmental Notes

The Transportation Department FY24 Budget includes an increase in maintenance and repair services for streetlighting repairs due to storm damage.

PUBLIC WORKS - TRANSPORTATION (05400)
Designated Fund (271)
 FY24 Budget Request / Recommendation Sheet

Base Budget by Object Class/Selected Object Code	FY23 Budget	FY24 Requested	FY24 Recommended	FY24 Approved	Requested Change	Recommended Change	Approved Change
51-PERSONAL SERVICES AND EMPLOYEE BENEFITS	1,756,172	1,660,465	1,681,265	-	-95,707	-74,907	-1,756,172
Salaries	1,358,864	1,318,150	1,318,150	-	-40,714	-40,714	-1,358,864
Salaries - Adjustments	29,894	-	-	-	-29,894	-29,894	-29,894
County Match - Group Insurance	1,128	-	-	-	-1,128	-1,128	-1,128
County Match - Grp Ins - Allocated	225,000	171,200	192,000	-	-53,800	-33,000	-225,000
County Match - FICA	97,705	100,838	100,838	-	3,134	3,134	-97,705
401(A) Employer Contribution	10,608	9,552	9,552	-	-1,056	-1,056	-10,608
Workers Compensation	32,973	60,725	60,725	-	27,752	27,752	-32,973
52-PURCHASED / CONTRACTED SERVICES	351,618	351,618	355,868	-	-	4,250	-351,618
53-SUPPLIES	2,810,787	2,810,787	2,810,620	-	-	-167	-2,810,787
55-INTERFUND / INTERDEPARTMENTAL CHARGES	65,248	57,691	57,691	-	-7,557	-7,557	-65,248
70-RETIREMENT SERVICES	296,709	259,968	275,687	-	-36,741	-21,022	-296,709
Base Budget (Total)	5,280,534	5,140,529	5,181,131	-	-140,005	-99,403	-5,280,534

Base Adjustments		FY23 Budget	FY24 Requested	FY24 Recommended	FY24 Approved	Requested Change	Recommended Change	Approved Change
B1.	Training (Transportation - Administrative). Training for Division Director (Professional Engineer) and administrative staff.	-	1,000	1,000	-	1,000	1,000	-
B2.	Wireless Telephone (Transportation - Project Management). The budget line item is underfunded. This amount would cover anticipated bills.	-	6,000	10,000	-	6,000	10,000	-
B3.	Professional training (Transportation - Traffic Planning). A goal of the Transportation Division is for staff to have industry licenses and certifications- such as Professional Engineers Licenses, Engineer in Training, Senior Right of Way Associates, IMSA Traffic Control Certifications, IMSA Signal Certifications, Traffic Calming Training, Erosion Control Certifications and others. The funding would not only be to support obtaining the license/certification, but also to fund the required yearly continuing education to retain the license/certification. This funding is necessary to invest/retain employee and provide stakeholders with a trained workforce.	-	2,000	2,000	-	2,000	2,000	-
B4.	Maintenance & repair services (Transportation - Traffic Planning). This line item covers maintenance of the streetlighting systems mainly due to knockdowns and storm damage. Last years budget was not adequate to keep up with the demands.	-	50,000	50,000	-	50,000	50,000	-
Base Adjustments Total		-	59,000	63,000	-	59,000	63,000	-

Operating Enhancements		FY23 Budget	FY24 Requested	FY24 Recommended	FY24 Approved	Requested Change	Recommended Change	Approved Change
O1.	Cost of living adjustment (COLA). 4% COLA effective July 1, 2024.	-	-	28,989	-	-	28,989	-
Operating Enhancements Total		-	-	28,989	-	-	28,989	-

PUBLIC WORKS - TRANSPORTATION (05400)
Designated Fund (271)
 FY24 Budget Request / Recommendation Sheet

Workforce Enhancements		FY23 Budget	FY24 Requested	FY24 Recommended	FY24 Approved	Requested Change	Recommended Change	Approved Change
W1.	Existing Vacancies	-	77,677	77,677	-	77,677	77,677	-
W2.	Existing Vacancies	-	69,610	69,610	-	69,610	69,610	-
Notes: Requisition Technician (CC # 5407) and Engineer Review Officer (CC #5430)								
Workforce Enhancements Total		-	147,287	147,287	-	147,287	147,287	-
Total Budget		5,280,534	5,346,817	5,420,408		66,282	139,873	-5,280,534

FLEET MANAGEMENT (01200)
Vehicle Maintenance Fund (611)
 FY24 Budget Request / Recommendation Sheet

Departmental Description

Comprised of six (6) Organizational Divisions: 1) Administrative Division - responsible for personnel, fuel operations and accounting functions. 2) Automotive Division - responsible for all cars and pick up trucks with gross vehicle weights of 13,000 lbs. and below, and fuel services. 3) Heavy Equipment - responsible for off-road equipment, all vehicles located at Seminole Landfill and Body Shop Services. 4) Heavy Truck Division - responsible for all trucks with a gross weight of 13,000 lbs and above, Welding Shop and Heavy Truck Lubrication Services. 5) Fire Rescue Division - responsible for Fire and Rescue vehicles and equipment with a gross weight of 13,000 lbs above. 6) Services Division - responsible for the Tire Shop and Parts Operation.

Common Object Expenditures	FY21 Actual	FY22 Actual	FY23 Budget	FY24 Requested	Requested Change	FY24 Recommended	Recommended Change
51-PERSONAL SERVICES AND EMPLOYEE BENEFITS	9,575,340	9,287,238	10,864,851	12,721,695	17.1%	12,687,105	16.8%
52-PURCHASED / CONTRACTED SERVICES	4,795,658	5,041,327	6,005,908	7,855,908	30.8%	7,307,088	21.7%
53-SUPPLIES	11,671,532	12,728,394	13,701,129	14,556,129	6.2%	15,717,041	14.7%
54-CAPITAL OUTLAYS	2,960	14,754	5,400	5,400	-	5,400	-
55-INTERFUND / INTERDEPARTMENTAL CHARGES	2,500,250	2,606,587	2,481,538	3,121,801	25.8%	3,121,801	25.8%
61-OTHER FINANCING USES	-	-	-	95,000	-	-	-
70-RETIREMENT SERVICES	1,295,096	1,311,352	1,628,701	1,431,726	-12.1%	1,518,294	-6.8%
Total (\$)	29,840,836	30,989,653	34,687,527	39,787,659	14.7%	40,356,729	16.3%

Cost Center Level Expenditures	FY21 Actual	FY22 Actual	FY23 Budget	FY24 Requested	Requested Change	FY24 Recommended	Recommended Change
01210-Fleet Management	29,828,859	30,956,012	34,663,906	39,753,036	14.7%	40,322,106	16.3%
01220-Fleet Management Motor Pool	11,977	33,641	23,621	34,623	46.6%	34,623	46.6%
Total (\$)	29,840,836	30,989,653	34,687,527	39,787,659	14.7%	40,356,729	16.3%

Positions	FY21 Actual	FY22 Actual	FY23 Actual	FY24 Requested	Requested Change	FY24 Recommended	Recommended Change
Filled Positions	130	132	134	163	29	163	29
Funded Positions	130	132	144	163	19	163	19

Notes: 134 Filled positions, 11 vacant positions, and 18 new positions.

Departmental Notes

Fleet Management is requesting to fill existing vacancies to handle the post pandemic workload. Additionally, Parts and Fuel have increased and the FY24 budget reflects these inflationary increases.

FLEET MANAGEMENT (01200)
Vehicle Maintenance Fund (611)
 FY24 Budget Request / Recommendation Sheet

Base Budget by Object Class/Selected Object Code	FY23 Budget	FY24 Requested	FY24 Recommended	FY24 Approved	Requested Change	Recommended Change	Approved Change
51-PERSONAL SERVICES AND EMPLOYEE BENEFITS	10,864,851	10,992,041	10,848,041	-	127,190	-16,810	-10,864,851
Salaries	7,460,312	7,666,510	7,666,510	-	206,198	206,198	-7,460,312
Salaries- Attendance Incentive	15,732	15,732	15,732	-	-	-	-15,732
Salaries - Adjustments	266,524	266,524	266,524	-	-	-	-266,524
Salaries - Overtime	239,748	239,748	239,748	-	-	-	-239,748
County Match - Group Insurance	37,344	37,344	37,344	-	-	-	-37,344
County Match - Grp Ins - Allocated	1,886,625	1,876,000	1,732,000	-	-10,625	-154,625	-1,886,625
County Match - FICA	570,714	586,488	586,488	-	15,774	15,774	-570,714
401(A) Employer Contribution	111,296	116,387	116,387	-	5,091	5,091	-111,296
Unemployment Compensation	8,987	8,350	8,350	-	-637	-637	-8,987
Workers Compensation	267,569	178,958	178,958	-	-88,611	-88,611	-267,569
52-PURCHASED / CONTRACTED SERVICES	6,005,908	6,005,908	6,657,088	-	-	651,180	-6,005,908
53-SUPPLIES	13,701,129	13,701,129	14,947,041	-	-	1,245,912	-13,701,129
54-CAPITAL OUTLAYS	5,400	5,400	5,400	-	-	-	-5,400
55-INTERFUND / INTERDEPARTMENTAL CHARGES	2,481,538	3,121,801	3,121,801	-	640,263	640,263	-2,481,538
70-RETIREMENT SERVICES	1,628,701	1,431,726	1,518,294	-	-196,975	-110,407	-1,628,701
Base Budget (Total)	34,687,527	35,258,005	37,097,665	-	570,478	2,410,138	-34,687,527

Base Adjustments	FY23 Budget	FY24 Requested	FY24 Recommended	FY24 Approved	Requested Change	Recommended Change	Approved Change
B1. Security Services Contract Purchasing agreed to increase the security vendor contract from \$15 to \$26 hourly. Creating an increase in cost for the service.	-	50,000	50,000	-	50,000	50,000	-
B2. Maintenance & Repairs Services Contract Due to continual rising cost for service, labor, and material, the overall cost to do business has increased for maintenance and repairs.	-	1,800,000	600,000	-	1,800,000	600,000	-
B3. Uniform & Clothing This line item was reduced a few years ago & each year the cost far exceeds the budgeted amount. This line item represents about 90 technicians & an increase in the budget is required to accommodate the staff represented,	-	20,000	20,000	-	20,000	20,000	-
B4. Tools & Small Equipment This line item was drastically reduced a few years ago & each year the cost far exceeds the budgeted amount (Expenses over by 622.6%). Requesting to reconsider adding funds back to this line item for the purchase of required shop tools & equipment to stay up-to-date on tools & equipment required for daily operations within the shops.	-	40,000	40,000	-	40,000	40,000	-
B5. Parts & Tires Rising cost of tires & parts due to supply chain issues, shipping & global economic volatility. Tire prices are tied to oil prices, rubber demands, overseas transportation, etc. So, with additions to the fleet and maintaining old units, an increase is necessary to keep up with the high repair & maintenance demands.	-	785,000	700,000	-	785,000	700,000	-
Base Adjustments Total	-	2,695,000	1,410,000	-	2,695,000	1,410,000	-

Operating Enhancements	FY23 Budget	FY24 Requested	FY24 Recommended	FY24 Approved	Requested Change	Recommended Change	Approved Change
O1. Cost of living adjustment (COLA). 4% COLA effective July 1, 2024.	-	-	175,682	-	-	175,682	-
Operating Enhancements Total	-	-	175,682	-	-	175,682	-

FLEET MANAGEMENT (01200)
Vehicle Maintenance Fund (611)
 FY24 Budget Request / Recommendation Sheet

Workforce Enhancements		FY23 Budget	FY24 Requested	FY24 Recommended	FY24 Approved	Requested Change	Recommended Change	Approved Change
W1.	Existing Vacancies	-	714,676	714,676	-	714,676	714,676	-
Notes: 2 Office Assistants, Apprentice, Payroll / Personel Assistant, 2 Accounting Technician, 5 Fleet Maintenance positions								
W3.	New Position Requests	-	958,706	958,706	-	958,706	958,706	-
Notes: Administrative Specialist, 2 Parts Technician, 2 Apprentice, Fleet Maintenance Tech II, Fleet Maintenance Tech III, Supervisor, Fleet Maintenance, 10 Fleet Maintenance Tech IV positions								
Workforce Enhancements Total		-	1,673,382	1,673,382	-	1,673,382	1,673,382	-
Total Budget		34,687,527	39,626,387	40,356,729		4,938,860	5,669,202	-34,687,527

VEHICLE REPLACEMENT (01300)
Vehicle Replacement Fund (621)
 FY24 Budget Request / Recommendation Sheet

Departmental Description
 The purpose of the Vehicle Replacement Fund is to provide stable capital funding for the regular replacement of county fleet vehicles. The Vehicle Replacement Fund functions as an internal service fund under the supervision of Public Works - Fleet Management Division. Departments with fleet vehicles are charged an annual amount based on the expected useful life and replacement costs for each vehicle in the fleet.

Common Object Expenditures	FY21 Actual	FY22 Actual	FY23 Budget	FY24 Requested	Requested Change	FY24 Recommended	Recommended Change
54-CAPITAL OUTLAYS	17,731,285	15,836,652	-	-	-	-	-
55-INTERFUND / INTERDEPARTMENTAL CHARGES	-	300	-	-	-	-	-
56-DEPRECIATION AND AMORTIZATION	-890	-	-	-	-	-	-
57-OTHER COSTS	-	-	2,000,000	2,000,000	-	2,000,000	-
61-OTHER FINANCING USES	-	-	108,587,561	108,587,561	-	31,516,648	-71.0%
Total (\$)	17,730,394	15,836,952	110,587,561	110,587,561	-	33,516,648	-69.7%

Cost Center Level Expenditures	FY21 Actual	FY22 Actual	FY23 Budget	FY24 Requested	Requested Change	FY24 Recommended	Recommended Change
01310-Vehicle Replacement	17,730,394	15,836,952	110,587,561	110,587,561	-	33,516,648	-69.7%
Total (\$)	17,730,394	15,836,952	110,587,561	110,587,561	-	33,516,648	-69.7%

Departmental Notes
 The proposed FY2023 budget for the Vehicle Replacement Fund simplified how vehicle replacement funding is managed by transferring all fund balance forward and revenue to the Vehicle Replacement Capital Investment Fund rather than continually rolling over fund balance and encumbrances within the Vehicle Replacement Fund.

Base Budget by Object Class/Selected Object Code	FY23 Budget	FY24 Requested	FY24 Recommended	FY24 Approved	Requested Change	Recommended Change	Approved Change
57-OTHER COSTS	2,000,000	2,000,000	2,000,000	-	-	-	-2,000,000
61-OTHER FINANCING USES	108,587,561	108,587,561	31,516,648	-	-	-77,070,913	-108,587,561
Base Budget (Total)	110,587,561	110,587,561	33,516,648	-	-	-77,070,913	-110,587,561
Total Budget	110,587,561	110,587,561	33,516,648			-77,070,913	-110,587,561

VICTIM ASSISTANCE (03100)
Victim Assistance Fund (206)
 FY24 Budget Request / Recommendation Sheet

Departmental Description

In 1995, the Victim Assistance Fund was established. This fund consists of DeKalb County's appropriation of an additional 5% penalty assessment imposed upon criminal offense fines (O.C.G.A. 15-21-131). Effective July 1, 1997, the Recorder's Court, now the Traffic Division of State Court, was added to the courts already collecting this assessment for victim assistance programs. The Board of Commissioners issued a directive that costs associated with the District Attorney's and Solicitor's victim assistance programs should received funding first, and any remaining dollars will be allocated to fund the victim assistance programs.

Common Object Expenditures	FY21 Actual	FY22 Actual	FY23 Budget	FY24 Requested	Requested Change	FY24 Recommended	Recommended Change
52-PURCHASED / CONTRACTED SERVICES	1,075	13,371	1,075	1,075	-	1,075	-
61-OTHER FINANCING USES	-	-	402,523	587,830	46.0%	587,830	46.0%
Total (\$)	1,075	13,371	403,598	588,905	45.9%	588,905	45.9%

Cost Center Level Expenditures	FY21 Actual	FY22 Actual	FY23 Budget	FY24 Requested	Requested Change	FY24 Recommended	Recommended Change
03101-District Attorney - Victim Assistance	1,075	13,371	403,598	588,905	45.9%	588,905	45.9%
Total (\$)	1,075	13,371	403,598	588,905	45.9%	588,905	45.9%

Departmental Notes

Base Budget by Object Class/Selected Object Code	FY23 Budget	FY24 Requested	FY24 Recommended	FY24 Approved	Requested Change	Recommended Change	Approved Change
52-PURCHASED / CONTRACTED SERVICES	1,075	1,075	1,075	-	-	-	-1,075
61-OTHER FINANCING USES	402,523	587,830	587,830	-	185,307	185,307	-402,523
Base Budget (Total)	403,598	588,905	588,905	-	185,307	185,307	-403,598

Total Budget	403,598	588,905	588,905		185,307	185,307	-403,598
---------------------	----------------	----------------	----------------	--	----------------	----------------	-----------------

DPT OF WATERSHED MANAGEMENT (08000)
Water & Sewer - Operating Fund (511)
 FY24 Budget Request / Recommendation Sheet

Departmental Description

The Department of Watershed Management provides drinking water and quality wastewater treatment for properties throughout the County of DeKalb. There are two funds that support this Department's functions The Water & Sewer fund (511) consists of the Operations, Renewal and Extension Division and the Finance Utility Operations Division (UCO). It is funded through the collections of water and sewer payments and government loans. The Water and Sewer Sinking Fund (514) consists of bond debt approved by vote of the citizens of DeKalb and the Board of Commissioners for capital improvements.

Common Object Expenditures	FY21 Actual	FY22 Actual	FY23 Budget	FY24 Requested	Requested Change	FY24 Recommended	Recommended Change
51-PERSONAL SERVICES AND EMPLOYEE BENEFITS	50,666,329	49,764,574	54,045,368	59,221,999	9.6%	59,694,708	10.5%
52-PURCHASED / CONTRACTED SERVICES	18,350,537	15,990,489	40,743,146	49,268,454	20.9%	48,741,902	19.6%
53-SUPPLIES	25,587,768	27,060,993	36,999,740	44,851,682	21.2%	41,201,976	11.4%
54-CAPITAL OUTLAYS	3,110,329	904,419	3,384,950	3,140,432	-7.2%	3,140,432	-7.2%
55-INTERFUND / INTERDEPARTMENTAL CHARGES	13,265,354	21,992,362	25,579,665	29,838,422	16.6%	29,728,422	16.2%
57-OTHER COSTS	14,187,878	16,144,002	17,953,123	19,451,127	8.3%	18,702,123	4.2%
58-DEBT SERVICES	882,559	1,973,651	2,892,068	4,825,975	66.9%	4,825,975	66.9%
61-OTHER FINANCING USES	124,690,196	125,437,465	120,922,718	89,207,463	-26.2%	106,230,416	-12.2%
70-RETIREMENT SERVICES	6,644,020	6,559,462	8,201,442	7,151,753	-12.8%	7,580,878	-7.6%
Total (\$)	257,384,970	265,827,417	310,722,220	306,957,306	-1.2%	319,846,832	2.9%

Cost Center Level Expenditures	FY21 Actual	FY22 Actual	FY23 Budget	FY24 Requested	Requested Change	FY24 Recommended	Recommended Change
08001-Watershed Mgmt - Directors Office	8,575,423	6,325,672	9,832,472	11,150,714	13.4%	12,505,266	27.2%
08002-Watershed Mgmt - Admin & Fiscal Control	12,123,353	20,895,576	26,809,938	24,691,310	-7.9%	25,102,528	-6.4%
08003-Watershed Mgmt - Warehouse	1,695,304	1,679,903	3,367,354	3,532,611	4.9%	3,461,573	2.8%
08004-Watershed Mgmt - Collection Services	5,331,151	4,996,651	5,566,975	6,409,074	15.1%	6,413,210	15.2%
08005-Watershed Mgmt - Revenue Collections	98,838	104,347	157,859	147,000	-6.9%	147,000	-6.9%
08006-Watershed Mgmt - Debt Services	60,307,091	65,731,060	79,146,309	79,030,911	-0.1%	79,030,911	-0.1%
08007-Watershed Mgmt - Reserve & Transfer To R & E	64,339,482	59,349,665	41,314,362	9,979,461	-75.8%	27,002,414	-34.6%
08009-Watershed Mgmt - Gps/Gis/Data Management	2,365,943	2,595,100	2,816,650	2,756,647	-2.1%	2,854,854	1.4%
08010-Watershed Mgmt - Eng Design/Survey/Land Acq	15,359	9,430	11,314	-	-100.0%	-	-100.0%
08015-Watershed Mgmt - It Support	674,061	488,490	885,097	1,076,477	21.6%	1,076,477	21.6%
08016-Watershed Mgmt - Non-Sinking Fund Debt	882,559	1,973,651	2,892,068	4,825,975	66.9%	4,825,975	66.9%
08018-Watershed Mgmt - P & E Engineering Planning	-	-	517,492	6,270,921	1,111.8%	6,034,530	1,066.1%
08019-Watershed Mgmt - Water - F&T Admin & Supervision	19,878	19,741	23,734	23,734	-	23,734	-
08020-Watershed Mgmt - Water - P&M Admin & Supe+Rvision	285,691	286,274	462,809	468,520	1.2%	468,520	1.2%
08021-Watershed Mgmt - Water Production Operation	7,885,051	8,866,683	9,976,264	10,467,777	4.9%	11,435,995	14.6%
08022-Watershed Mgmt - Water Maintenance	5,121,470	6,743,247	10,604,991	14,301,465	34.9%	13,887,557	31.0%
08023-Watershed Mgmt - Water Laboratory	703,555	777,562	1,148,843	1,222,718	6.4%	1,222,718	6.4%
08024-Watershed Mgmt - Sewer Lab Admin & Supervision	30,854	20,586	-	-	-	-	-
08025-Watershed Mgmt - Sewer Laboratory	804,570	808,413	1,173,353	1,272,774	8.5%	1,272,782	8.5%
08026-Watershed Mgmt - Sewer Monitoring	351,288	321,035	404,147	449,336	11.2%	438,943	8.6%
08028-Watershed Mgmt - Sewer - Wpc Snapfinger Plants	9,215,358	10,487,219	11,348,629	17,305,138	52.5%	12,959,780	14.2%
08029-Watershed Mgmt - Sewer - Lift Station	728,610	833,854	3,266,418	3,839,656	17.5%	3,839,656	17.5%
08030-Watershed Mgmt - Sewer - Wpc Pole Bridge Plant	3,431,651	4,484,692	9,648,005	11,250,605	16.6%	10,501,601	8.8%

DPT OF WATERSHED MANAGEMENT (08000)
Water & Sewer - Operating Fund (511)
 FY24 Budget Request / Recommendation Sheet

Cost Center Level Expenditures	FY21 Actual	FY22 Actual	FY23 Budget	FY24 Requested	Requested Change	FY24 Recommended	Recommended Change
08032-Watershed Mgmt - Sewer - Wpc Pole Bridge Maintenance	1,105,354	1,088,279	3,165,365	5,442,707	71.9%	4,638,995	46.6%
08033-Watershed Mgmt - Sewer - Wpc Facilities Maintenance	3,844,552	5,374,106	7,384,171	9,291,734	25.8%	9,291,734	25.8%
08034-Watershed Mgmt - Sewer - Plants Operated By Other Governments	14,180,131	16,121,334	17,348,719	17,348,738	-	17,348,738	-
08035-Watershed Mgmt - Water & Sewer - C & M Div Management & Admin	3,960,828	3,158,743	6,180,608	6,311,170	2.1%	6,284,652	1.7%
08036-Watershed Mgmt - Technical Services	5,295,305	5,638,805	5,892,559	6,661,760	13.1%	6,261,970	6.3%
08037-Watershed Mgmt - Sewer - District1 - Collection Systems	17,128,554	11,235,776	15,795,176	16,012,487	1.4%	16,047,599	1.6%
08038-Watershed Mgmt - Water - Meters	6,434,555	5,497,752	7,276,734	7,302,605	0.4%	7,299,950	0.3%
08040-Watershed Mgmt - Water - Maintenance	14,637,582	13,373,980	18,717,692	20,415,463	9.1%	20,408,694	9.0%
08041-Watershed Mgmt - Capacity Analysis	3,371,083	3,975,965	4,345,092	4,383,456	0.9%	4,524,326	4.1%
08042-Watershed Mgmt - Compliance And Backflow	1,044,441	1,085,695	1,057,119	1,032,801	-2.3%	1,032,801	-2.3%
08045-Watershed Mgmt - Pretreatment Program	1,395,615	1,477,982	2,183,902	2,281,564	4.5%	2,201,351	0.8%
08050-Watershed Mgmt - Capitalization Account	431	150	-	-	-	-	-
Total (\$)	257,384,970	265,827,417	310,722,220	306,957,306	-1.2%	319,846,832	2.9%

Positions	FY21 Actual	FY22 Actual	FY23 Actual	FY24 Requested	Requested Change	FY24 Recommended	Recommended Change
Filled Positions	670	688	646	694	48	678	32
Funded Positions	678	688	683	694	11	678	-5

Notes: 646 filled, 9 vacant, and 23 new positions.

Departmental Notes

DPT OF WATERSHED MANAGEMENT (08000)
Water & Sewer - Operating Fund (511)
 FY24 Budget Request / Recommendation Sheet

Base Budget by Object Class/Selected Object Code	FY23 Budget	FY24 Requested	FY24 Recommended	FY24 Approved	Requested Change	Recommended Change	Approved Change
51-PERSONAL SERVICES AND EMPLOYEE BENEFITS	54,045,368	54,908,021	54,039,498	-	862,652	-5,871	-54,045,368
Salaries	35,060,647	37,051,582	37,000,078	-	1,990,935	1,939,431	-35,060,647
Salaries - Adjustments	1,371,096	112,034	-	-	-1,259,062	-1,371,096	-1,371,096
Salaries - Temporary	134,412	134,412	134,412	-	-	-	-134,412
Salaries - Overtime	3,445,624	3,429,620	3,429,620	-	-16,004	-16,004	-3,445,624
County Match - Grp Ins - Allocated	9,081,000	8,909,000	8,209,500	-	-172,000	-871,500	-9,081,000
County Match - FICA	2,757,435	2,824,792	2,820,852	-	67,357	63,417	-2,757,435
County Match - Pension	-1	-	-	-	1	1	1
401(A) Employer Contribution	525,137	540,251	538,706	-	15,114	13,568	-525,137
Unemployment Compensation	50,771	50,958	50,958	-	187	187	-50,771
Workers Compensation	1,613,247	1,799,371	1,799,371	-	186,124	186,124	-1,613,247
Allowance - Automobile	6,000	6,000	6,000	-	-	-	-6,000
TUITION REIMBURSEMENT	-	50,000	50,000	-	50,000	50,000	-
52-PURCHASED / CONTRACTED SERVICES	40,743,146	41,632,714	41,106,162	-	889,568	363,016	-40,743,146
53-SUPPLIES	36,999,740	38,439,876	36,971,952	-	1,440,136	-27,788	-36,999,740
54-CAPITAL OUTLAYS	3,384,950	2,235,509	2,235,509	-	-1,149,441	-1,149,441	-3,384,950
55-INTERFUND / INTERDEPARTMENTAL CHARGES	25,579,665	29,041,422	28,931,422	-	3,461,757	3,351,757	-25,579,665
57-OTHER COSTS	17,953,123	18,702,127	17,953,123	-	749,004	-	-17,953,123
58-DEBT SERVICES	2,892,068	4,825,975	4,825,975	-	1,933,907	1,933,907	-2,892,068
61-OTHER FINANCING USES	120,922,718	89,207,463	106,230,416	-	-31,715,255	-14,692,302	-120,922,718
70-RETIREMENT SERVICES	8,201,442	7,151,753	7,580,878	-	-1,049,689	-620,564	-8,201,442
Base Budget (Total)	310,722,220	286,144,859	299,874,934	-	-24,577,361	-10,847,286	-310,722,220

Base Adjustments	FY23 Budget	FY24 Requested	FY24 Recommended	FY24 Approved	Requested Change	Recommended Change	Approved Change
B1. Mileage (Watershed MGMT – Director’s Office). Mileage - Personal Vehicle - additional funding is needed to reimburse staff mileage for promotional events.	-	7,000	7,000	-	7,000	7,000	-
B2. Industrial Chemicals (Watershed MGTM - Water Production Operation). Industrial Chemicals - increase is necessary based on projections for FY24.	-	-	968,218	-	-	968,218	-
B3. Maintenance (Watershed MGTM - Water Production Operation). Maintenance and Repairs Materials - increase needed based on projected historical expenses and price increases.	-	68,137	68,137	-	68,137	68,137	-
B4. Electricity (Watershed MGMT - Water Production Operation). Electricity - electrical costs are increasing based on the percentage from 2023 to 2024 electric costs.	-	455,309	455,309	-	455,309	455,309	-
B5. Maintenance (Watershed MGMT - Water Maintenance). Maintenance and Repair Services - increase based on projected expenses.	-	2,033,752	2,033,752	-	2,033,752	2,033,752	-
B6. Rentals (Watershed MGMT - Water Maintenance). Rental of Equipment - increase needed based on projected expenditures.	-	64,284	64,284	-	64,284	64,284	-
B7. Industrial Chemicals (Watershed MGMT - Water Maintenance). Industrial Chemicals - increase needed based on projected expenditures and pricing increases.	-	24,432	24,432	-	24,432	24,432	-
B8. Industrial Chemicals (Watershed MGMT – Sewer - WPC Snapfinger). Industrial Chemicals - required due to price increases to cover all chemicals. Starting January 1st, the new Snapfinger facility comes on line.	-	4,230,000	1,080,000	-	4,230,000	1,080,000	-

DPT OF WATERSHED MANAGEMENT (08000)
Water & Sewer - Operating Fund (511)
 FY24 Budget Request / Recommendation Sheet

B9.	Electricity (Watershed MGMT - Sewer - WPC Snapfinger). Electricity - required due to SF running 2 plants that will demand more power usage. The new Snapfinger facility comes on line January 1st, 2024.	-	210,924	210,924	-	210,924	210,924	-
B10.	Maintenance (Watershed MGMT - Sewer - Lift Station). Maintenance and Repair Services - increase is necessary based on projected expenses.	-	573,238	573,238	-	573,238	573,238	-
B11.	Landfill Fees (Watershed MGMT - Sewer - WPC Pole Bridge). State Land Fill Fees - land fill fees for sludge has increased from \$34 per ton to \$95 per ton. This increase was due to the Sanitation fee increase in FY23.	-	749,000	749,000	-	749,000	749,000	-
B12.	Maintenance (Watershed MGMT – WPC Pole Bridge). Maintenance & Services Repairs - actuator contract, major electrical, fence contract, Cole Technology, Goforth Williams Rental Contract, On-call painting VFD contract.	-	475,000	475,000	-	475,000	475,000	-
B13.	Maintenance (Watershed MGMT – WPC Pole Bridge). Maintenance & Repair Materials - other - for impeller and aerator gear box replacements.	-	500,000	500,000	-	500,000	500,000	-
B14.	Maintenance Materials (Watershed MGMT - WPC Pole Bridge). Maintenance and Repair Services Materials - increase is needed based on projected expenses.	-	390,600	390,600	-	390,600	390,600	-
B15.	Maintenance (Watershed MGMT - Sewer - WPC Facilities Maintenance). Maintenance and Repair Services - increase needed based on projected expenses.	-	1,103,689	1,103,689	-	1,103,689	1,103,689	-
B16.	Equipment Rentals (Watershed MGMT - Sewer - WPBC Facilities Maintenance). Rental of Equipment - increase necessary based on projected expenditures.	-	66,476	66,476	-	66,476	66,476	-
B17.	Maintenance Materials (Watershed MGMT - Sewer - WPBC Facilities Maintenance). Maintenance and Repairs Materials - increase necessary based on projected expenditures.	-	468,640	468,640	-	468,640	468,640	-
Base Adjustments Total		-	11,420,481	9,238,699	-	11,420,481	9,238,699	-

Operating Enhancements		FY23 Budget	FY24 Requested	FY24 Recommended	FY24 Approved	Requested Change	Recommended Change	Approved Change
O1.	Salaries (Watershed MGMT - Director's Office). Salaries Adjustments - pay increase for current staff and hiring of new staff.	-	873,803	-	-	873,803	-	-
O2.	Tuition Reimbursement (Watershed MGMT – Admin & Fiscal Control). Tuition Reimbursement - to support employees in pursuing higher education, ensuring our workforce remains up to date with the latest industry trends, technologies, and best practices. This knowledge translates into innovative solutions and a competitive edge for our organization. This is also a benefit used to as incentive during the hiring process.	-	50,000	50,000	-	50,000	50,000	-
O3.	Professional Services (Watershed MGMT – P & E Engineering Planning). Professional Services - Safety Unit (\$45,000) Public Safety - Police Officers to support Temporary Traffic Control (TTC) during emergency main break repairs and other traffic control needs; Provide security when needed. Unit (\$300,000) Access Control configurations on each campus and secure gates entering and exiting at each DWM locations to better protect the operations and quality of life of DeKalb County citizens. Southeastern Security Professionals - \$50,000; ASAP Fencing - \$150,000; Public Safety - \$100,000	-	345,000	345,000	-	345,000	345,000	-
O4.	Operating Supply for Lab (Watershed MGMT – Sewer Monitoring). Operating Supplies - to increase funds for operating supplies for WQC Monitoring group is due to the need for a new industrial dishwasher. The current one is not working properly. This was noticed when the COD and BOD test results were higher than usual. Please see attachment.	-	15,000	15,000	-	15,000	15,000	-

DPT OF WATERSHED MANAGEMENT (08000)
Water & Sewer - Operating Fund (511)
 FY24 Budget Request / Recommendation Sheet

O5.	Hydro Excavator Vaccon (Watershed MGMT – Water Maintenance). Vehicle Additions to the Fleet Charge - to improve excavation for repair services. One of the primary reasons to invest in this type of equipment is for safety. Traditional excavation methods, such as backhoes or manual digging can be hazardous due to risk of damaging underground utilities like gas, water, and electrical lines.	-	250,000	250,000	-	250,000	250,000	-
O6.	Temp Personnel Services (Watershed MGMT - Director's Office). Temporary Personnel Services - temporary workers are needed.	-	40,000	40,000	-	40,000	40,000	-
O7.	Computer Equipment (Watershed MGMT - IT Support). Computer Equipment - funding is required to refresh out of service equipment, replace broken equipment and assign equipment to new employees. 150 laptops and approximately 40 desktops are scheduled for replacement during 2024. Funding is also required for plotters and scanners used by DWM GIS and Warehouse and for all software and hardware peripherals such as keyboards, cables mice, etc.	-	490,451	490,451	-	490,451	490,451	-
O8.	Security Services (Watershed MGMT – P & E Engineering Planning). Security Services - Security Unit (\$1,500,000) Lighting to enhance the building aesthetic qualities and act as a cognitive function. The lighting is crucial for worksite safety and security making employees less prone to hazards; 24-hour security at all DWM facilities with contractors; upgraded security camera installation at all DWM facilities to be on a centralize system with Innovation and Tech Department and to feed to DKPD system after hours; Upgraded Access Control Systems to control the foot traffic on each campus and secure gates entering and exiting at each DWM facility to better protect the operations and quality of life of DeKalb County citizens; Provide DKPD Off-Duty Officers during the holidays or DWM training events.	-	1,500,000	1,500,000	-	1,500,000	1,500,000	-
O9.	Printing Services (Watershed MGMT – Director's Office). Printing Services - additional money is needed for promotional events.	-	50,000	50,000	-	50,000	50,000	-
O10.	Computer Software (Watershed MGMT - IT Support). Computer Software - funding is required for on-going Oracle FMIS and WAM support and maintenance.	-	361,572	361,572	-	361,572	361,572	-
O11.	Maintenance & Repair Services (Watershed MGMT – P & E Engineering Planning). Maintenance & Repair Services - Building Maintenance & Grounds (\$260,000) The Facilities Management Department is no longer accounting for maintenance and repair services of the Watershed facilities to include ON-Call HVAC, Electric, Overhead Doors, Access Controls, Generators, etc. therefore there is a substantial increase in the projected workload. On -Call Electric Contract \$100,000 – To repair underground electrical wiring needed to power up existing security cameras and to add and upgrade Lighting. On-Call Plumbing Contract \$60,000 – Repair drain System in Building B Men's bathroom and upgrade all Roadhaven bathrooms to automatic Faucets, Toilets and Urinals. On-Call HVAC Contract- \$100,000 – Maintenance and Repair of Roadhaven HVAC units. Security Unit (\$150,000) Fencing and motors as needed for contracting services. Training & Conference Fees - E: Security Unit (\$65,500) DWM training events/Safety & Security Conferences/Training from DKPD, Fire Department, Georgia State Board of Private Detective & Security Agencies and Professional development training for Officers and Managers.	-	735,500	735,500	-	735,500	735,500	-
O12.	Cost of living adjustment (COLA). 4% COLA effective July 1, 2024.	-	-	829,867	-	-	829,867	-

DPT OF WATERSHED MANAGEMENT (08000)
Water & Sewer - Operating Fund (511)
 FY24 Budget Request / Recommendation Sheet

O13.	Training & Conference External (Watershed MGMT – P & E Engineering Planning). Training & Conference Fees - External - Safety Unit (\$117,000) Employee Safety - Outside vendor Safety training for all DWM employees. \$55,000 Heavy Equipment Operator Safety training, \$20,000 ATSSA Temporary Traffic Control, \$12,000 Competent Person Excavation and Trenching, \$5,000 ForkLift, \$25,000 Georgia Soil and Water Conservation Level 1B Certification. Health and safety training aims to reduce the risk of workplace accidents and illnesses and employees workers compensation. (\$3,500) Professional development training for the administration staff. Security Unit (\$65,500) DWM training events/Safety & Security Conferences/Training from DKPD, Fire Department, Georgia State Board of Private Detective & Security Agencies and Professional development training for Officers and Managers.	-	246,000	246,000	-	246,000	246,000	-
O14.	Airfare (Watershed MGMT – Director's Office). Travel Airfare - funding for travel for promotional staff training.	-	10,000	10,000	-	10,000	10,000	-
O15.	Training & Conference Internal (Watershed MGMT – P & E Engineering Planning). Training & Conference Fees - External - Safety Unit (\$60,000) Employee Safety - Professional development training for Safety Officers and Managers; \$20,000 Competent Person Safety training for DWM Supervisors, \$5,000 First Aid CPR Instructor, \$5,000 Defensive driving instructor training, \$5,000 Flagger Instructor training, \$15,000 Georgia Tech OSHA Certifications, \$10,000 CDL instructor training.	-	120,000	120,000	-	120,000	120,000	-
O16.	Car Rental (Watershed MGMT – Director's Office). Travel Car Rental - for promotional staff trainings.	-	5,000	5,000	-	5,000	5,000	-
O17.	Hotel (Watershed MGMT – Director's Office). Travel Accommodations/Hotel - for promotional staff trainings.	-	40,000	40,000	-	40,000	40,000	-
O18.	Per Diem (Watershed MGMT – Director's Office). Travel Per Diem - for promotional staff trainings.	-	1,000	1,000	-	1,000	1,000	-
O19.	Miscellaneous (Watershed MGMT – Director's Office). Travel Miscellaneous - for promotional staff trainings.	-	4,848	4,848	-	4,848	4,848	-
O20.	Dues (Watershed MGMT – Director's Office). Dues - for promotional staff.	-	96,500	96,500	-	96,500	96,500	-
O21.	External Training (Watershed MGMT – Director's Office). Training & Conference Fees - External - for promotional staff.	-	84,313	84,313	-	84,313	84,313	-
O22.	Internal Training (Watershed MGMT – Director's Office). Training and Conference Fees - Internal - for promotional staff.	-	5,140	5,140	-	5,140	5,140	-
O23.	Uniforms (Watershed MGMT – Director's Office). Uniforms & Clothing - for promotional staff.	-	4,000	4,000	-	4,000	4,000	-
O24.	Food (Watershed MGMT – Director's Office). Food & Groceries - for promotional events.	-	10,000	10,000	-	10,000	10,000	-
O25.	Books (Watershed MGMT – Director's Office). Books & Subscriptions - for promotional division.	-	23,164	23,164	-	23,164	23,164	-
O26.	Other Supplies (Watershed MGMT – Director's Office). Other Supplies - for promotional division events.	-	10,000	10,000	-	10,000	10,000	-
O27.	Computer Equipment (Watershed MGMT – Director's Office). Computer Equipment - laptops for seven (7) requested positions.	-	11,900	11,900	-	11,900	11,900	-
O28.	In-grade Adjustments In FY23 process (Watershed MGMT - Director's Office). Salary Adjustments - submitted for H.R. review in FY23 (includes 9.5% for taxes and 401a).	-	-	159,567	-	-	159,567	-
O29.	In-grade Adjustments throughout FY24 (Watershed MGMT - Director's Office). Salary Adjustments - for anticipated in-grade adjustments throughout FY24.	-	-	2,303,484	-	-	2,303,484	-
Operating Enhancements Total		-	5,383,191	7,802,306	-	5,383,191	7,802,306	-

DPT OF WATERSHED MANAGEMENT (08000)
Water & Sewer - Operating Fund (511)
 FY24 Budget Request / Recommendation Sheet

Workforce Enhancements		FY23 Budget	FY24 Requested	FY24 Recommended	FY24 Approved	Requested Change	Recommended Change	Approved Change
W1.	Existing Vacancies	-	560,505	475,304	-	560,505	475,304	-
W2.	Existing Vacancies	-	322,458	86,068	-	322,458	86,068	-
W3.	Existing Vacancies	-	117,332	117,332	-	117,332	117,332	-
W4.	Existing Vacancies	-	88,742	77,980	-	88,742	77,980	-
W5.	Existing Vacancies	-	107,553	-	-	107,553	-	-
W6.	Existing Vacancies	-	82,658	82,675	-	82,658	82,675	-
Notes:								
W7.	New Position Requests	-	261,314	75,075	-	261,314	75,075	-
W8.	New Position Requests	-	69,887	51,980	-	69,887	51,980	-
W9.	New Position Requests	-	73,038	2,000	-	73,038	2,000	-
W10.	New Position Requests	-	101,012	105,148	-	101,012	105,148	-
W11.	New Position Requests	-	-	98,207	-	-	98,207	-
W12.	New Position Requests	-	309,229	309,229	-	309,229	309,229	-
W13.	New Position Requests	-	620,583	385,067	-	620,583	385,067	-
W14.	New Position Requests	-	75,273	75,281	-	75,273	75,281	-
W15.	New Position Requests	-	-	100,939	-	-	100,939	-
W16.	New Position Requests	-	113,415	-	-	113,415	-	-
W17.	New Position Requests	-	56,706	54,642	-	56,706	54,642	-
W18.	New Position Requests	-	432,703	154,456	-	432,703	154,456	-
W19.	New Position Requests	-	-	50,506	-	-	50,506	-
W20.	New Position Requests	-	616,368	477,488	-	616,368	477,488	-
W21.	New Position Requests	-	-	151,517	-	-	151,517	-
Notes:								
Workforce Enhancements Total		-	4,008,775	2,930,893	-	4,008,775	2,930,893	-
Total Budget		310,722,220	306,957,306	319,846,832		-3,764,914	9,124,612	-310,722,220

DPT OF WATERSHED MANAGEMENT (08000)
Water & Sewer Sinking Fund (514)
 FY24 Budget Request / Recommendation Sheet

Departmental Description

The Department of Watershed Management provides drinking water and quality wastewater treatment for properties throughout the County of DeKalb. There are two funds that support this Department's functions The Water & Sewer fund (511) consists of the Operations, Renewal and Extension Division and the Finance Utility Operations Division (UCO). It is funded through the collections of water and sewer payments and government loans. The Water and Sewer Sinking Fund (514) consists of bond debt approved by vote of the citizens of DeKalb and the Board of Commissioners for capital improvements.

Common Object Expenditures	FY21 Actual	FY22 Actual	FY23 Budget	FY24 Requested	Requested Change	FY24 Recommended	Recommended Change
58-DEBT SERVICES	65,672,470	65,338,096	78,500,000	79,030,911	0.7%	79,030,911	0.7%
Total (\$)	65,672,470	65,338,096	78,500,000	79,030,911	0.7%	79,030,911	0.7%

Cost Center Level Expenditures	FY21 Actual	FY22 Actual	FY23 Budget	FY24 Requested	Requested Change	FY24 Recommended	Recommended Change
08098-Watershed Mgmt - Sinking Fund	65,672,470	65,338,096	78,500,000	79,030,911	0.7%	79,030,911	0.7%
Total (\$)	65,672,470	65,338,096	78,500,000	79,030,911	0.7%	79,030,911	0.7%

Departmental Notes

Base Budget by Object Class/Selected Object Code	FY23 Budget	FY24 Requested	FY24 Recommended	FY24 Approved	Requested Change	Recommended Change	Approved Change
58-DEBT SERVICES	78,500,000	79,030,911	79,030,911	-	530,911	530,911	-78,500,000
Base Budget (Total)	78,500,000	79,030,911	79,030,911	-	530,911	530,911	-78,500,000

Total Budget	78,500,000	79,030,911	79,030,911		530,911	530,911	-78,500,000
---------------------	-------------------	-------------------	-------------------	--	----------------	----------------	--------------------

RISK MANAGEMENT (01000)
Workers Compensation Fund (632)
 FY24 Budget Request / Recommendation Sheet

Departmental Description

The Workers Compensation Fund covers property and casualty insurance that provides coverage if county employees involved in job related injuries.

Common Object Expenditures	FY21 Actual	FY22 Actual	FY23 Budget	FY24 Requested	Requested Change	FY24 Recommended	Recommended Change
51-PERSONAL SERVICES AND EMPLOYEE BENEFITS	375,865	391,039	473,188	497,762	5.2%	500,090	5.7%
52-PURCHASED / CONTRACTED SERVICES	276,873	114,830	369,976	369,976	-	369,976	-
55-INTERFUND / INTERDEPARTMENTAL CHARGES	18,342	18,318	8,853,751	8,853,751	-	8,853,751	-
57-OTHER COSTS	-	-	62,780	62,780	-	70,651	12.5%
70-RETIREMENT SERVICES	57,981	64,939	80,652	75,353	-6.6%	79,909	-0.9%
Total (\$)	729,060	589,126	9,840,347	9,859,622	0.2%	9,874,377	0.3%

Cost Center Level Expenditures	FY21 Actual	FY22 Actual	FY23 Budget	FY24 Requested	Requested Change	FY24 Recommended	Recommended Change
01010-Insurance - Workers Compensation	729,060	587,486	9,840,347	9,859,622	0.2%	9,874,377	0.3%
01025-Insurance - Other	-	1,640	-	-	-	-	-
Total (\$)	729,060	589,126	9,840,347	9,859,622	0.2%	9,874,377	0.3%

Positions	FY21 Actual	FY22 Actual	FY23 Actual	FY24 Requested	Requested Change	FY24 Recommended	Recommended Change
Filled Positions	6	6	6	6	-	6	-
Funded Positions	5	6	6	6	-	6	-

Notes: 6 filled positions.

Departmental Notes

FY24 budget includes funding for worker compensations claims, 4 % cost of living, and equity pay adjustments including associated benefits.

RISK MANAGEMENT (01000)
Workers Compensation Fund (632)
 FY24 Budget Request / Recommendation Sheet

Base Budget by Object Class/Selected Object Code		FY23 Budget	FY24 Requested	FY24 Recommended	FY24 Approved	Requested Change	Recommended Change	Approved Change
51-PERSONAL SERVICES AND EMPLOYEE BENEFITS		473,188	490,705	484,705	-	17,517	11,517	-473,188
Salaries		330,804	367,560	367,560	-	36,756	36,756	-330,804
Salaries - Adjustments		41,120	-	-	-	-41,120	-41,120	-41,120
County Match - Grp Ins - Allocated		72,000	84,000	78,000	-	12,000	6,000	-72,000
County Match - FICA		25,304	28,118	28,118	-	2,814	2,814	-25,304
401(A) Employer Contribution		3,960	11,027	11,027	-	7,067	7,067	-3,960
Notes: Base budget funds 6 positions.								
52-PURCHASED / CONTRACTED SERVICES		369,976	369,976	369,976	-	-	-	-369,976
55-INTERFUND / INTERDEPARTMENTAL CHARGES		8,853,751	8,853,751	8,853,751	-	-	-	-8,853,751
57-OTHER COSTS		62,780	62,780	70,651	-	-	7,871	-62,780
70-RETIREMENT SERVICES		80,652	75,353	79,909	-	-5,299	-743	-80,652
Base Budget (Total)		9,840,347	9,852,565	9,858,992	-	12,218	18,645	-9,840,347

Operating Enhancements		FY23 Budget	FY24 Requested	FY24 Recommended	FY24 Approved	Requested Change	Recommended Change	Approved Change
O1.	Equity and certification pay (Insurance - Workers Compensation). Salary Adjustments - provide equity and certification pay for two worker comp staff.	-	7,057	7,057	-	7,057	7,057	-
O2.	Cost of living adjustment (COLA). 4% COLA effective July 1, 2024.	-	-	8,328	-	-	8,328	-
Operating Enhancements Total		-	7,057	15,385	-	7,057	15,385	-

Total Budget	9,840,347	9,859,622	9,874,377	-	19,275	34,030	-9,840,347
---------------------	------------------	------------------	------------------	----------	---------------	---------------	-------------------



DeKalb County
G E O R G I A

FY2024 Budget

Chief Executive Officer Michael L. Thurmond

Commissioner Robert Patrick – District 1

Commissioner Michelle Long Spears – District 2

Commissioner Larry Johnson – District 3

Commissioner Steve Bradshaw – District 4

Commissioner Mereda Davis Johnson – District 5

Commissioner Ted Terry – District 6

Commissioner Lorraine Cochran-Johnson – District 7

DeKalb County, GA