



Fiscal Year 2016 Operating Budget – As Passed DeKalb County, Georgia

Operating Budget – As Passed – February 25, 2016



Office of Management and Budget

Interim Chief Executive Officer

Lee May

Board of Commissioners

District 1
Nancy Jester

District 2
Jeff Rader

District 3
Larry Johnson

District 4
Sharon Barnes Sutton

District 5
Mereda Davis Johnson

District 6
Kathie Gannon

District 7
Stan Watson

TO: Interim CEO Lee May
Members, DeKalb County Board of Commissioners

FROM: J. Jay Vinicki
Budget Director

SUBJECT: 2016 Operating Budget - As Passed

DATE: 25 February 2016

This book is the final “as passed” book representing the FY16 Operating Budget for DeKalb County. All schedules have been updated to reflect the results of the following actions: the original proposal (December 15, 2015), the amendment letter (February 2, 2016), and the Board amendment (February 25, 2016.)

Overall, the final result shows a stable county financially. In aggregate there will be 0.90 months fund balance at the end of the year; the General Fund will have 1.00 months; and the active tax funds 0.83 months.

FY16 As Passed	Starting Fund Balance	Revenue	Expenses	Ending Fund Balance	Months	One Month	Millage
General Fund (100)	43,012,228	327,002,127	341,532,984	28,481,371	1.00	28,461,082	8.7600
Fire (270)	1,056,803	59,185,337	59,910,070	332,070	0.07	4,992,506	2.5700
Designated (271)	286,113	44,230,686	41,450,376	3,066,423	0.89	3,454,198	2.3000
Unincorp (272)	1,906,524	11,873,377	12,602,720	1,177,181	1.12	1,050,227	-
Hospital (273)	1,210,619	19,398,829	20,403,935	205,513	0.12	1,700,328	0.7400
Police (274)	(2,687,608)	120,317,075	111,502,000	6,127,467	0.66	9,291,833	5.9500
Countywide Bond (410)	2,799,428	10,634,145	11,625,700	1,807,873	1.87	968,808	0.4800
Unincorporated Bond (411)	3,240,436	1,936,200	1,452,675	3,723,961	30.76	121,056	0.0100
	50,824,543	594,577,776	600,480,460	44,921,859	0.90	50,040,038	20.810
Active Funds Only	43,574,060	562,608,602	566,998,150	39,184,512	0.83	47,249,846	
Police/Desig/Uni Funds	(494,971)	176,421,138	165,555,096	10,371,071	0.75	13,796,258	

The Board accepted the amendment letter as proposed by the CEO, while also amending it further. Aside from ministerial actions, they increased funding to Economic Development for transit related funding (\$200,000) and funded an additional lawyer for the Public Defender (\$60,231).

Also as part of final passage, the Board funded partial implemental of the compensation and classification study. Funding was approved for five departments Police, Fire, Water & Sewer, E911, and Sanitation. The amount was equivalent to implement the following effective with the first paycheck in May:


- Bring all personnel currently below minimum of their new pay range, to the minimum; and
- Implement a 4% across the board increase to all personnel.

Amendment # 01

This amendment adjusts the CEO Proposed Amended Budget submitted to the Board of Commissioners on their meeting of February 9, 2016 and deferred to the next Board meeting.

The proposed budget is amended as follows:

- A) The fund schedules for the Alternate Dispute Resolution Fund and the Law Library Fund are removed from the Budget Resolution pending further clarification from the County's Law Department on Georgia Code regarding the County's legal authority to adopt those specific budgets
- B) The homestead factor for FY16 is approved at 80%.
- C) Funding is increased for the following purposes and in all cases is offset by a reduction in projected end of year fund balance:
 - a. \$200,000 to Economic Development (General Fund) for matching funds for MARTA related Federal Transit Administration (FTA) Transit-Oriented Development.
 - b. \$60,321 to the Public Defender (General Fund) for funding of one position above the current level of 81. The Public Defender indicates this is for the new Attorney III position to represent clients in the Felony Mental Health Court.
- D) Funding is adjusted for pay raises consistent with the pay and class study recommendations.
 - a. The following departments will increase by these amounts and be offset by a reduction of projected end of year fund balance:
 - i. Police (Police Fund) \$ 1,614,069
 - ii. Police (General Fund) \$ 103,009
 - iii. Fire (Fire Fund) \$ 1,223,320
 - iv. Fire (General Fund) \$ 186,319
 - b. The following departments will increase by these amounts and be offset by a reduction of projected renewal and extension contributions:
 - i. Water & Sewer (Water & Sewer Operating Fund) \$ 1,009,727
 - c. The following departments will increase by these amounts and be offset by a reduction of projected end of year fund balance and/or other existing line items, if no fund balance is available:
 - i. E911 (E911 Fund) \$ 173,403
 - ii. Sanitation (Sanitation Fund) \$845,964
 - d. The following department will increase by these amounts and be offset by funding within the project:
 - i. Water & Sewer (Capital Fund) \$ 20,251



Fiscal Year 2016 Proposed Budget DeKalb County, Georgia

Amended Proposal – February 2, 2016



**Interim Chief Executive Officer
Lee May**

Board of Commissioners

District 1
Nancy Jester

District 2
Jeff Rader

District 3
Larry Johnson

District 4
Sharon Barnes Sutton

District 5
Mereda Davis Johnson

District 6
Kathie Gannon

District 7
Stan Watson

DATE: February 2, 2016
TO: Members, DeKalb County Board of Commissioners
FROM: Interim CEO Lee May
SUBJECT: 2016 Recommended Executive Budget – Amendment Letter

Submitted with this memo is an amendment to the proposed 2016 Budget delivered to you on December 15, 2015. There are minimal operational changes in the overall \$1.3 billion budget; however, I am very pleased to include the administration’s proposal for bond refinancing funding. Highlights follow:

- The benchmark tax rate for the county remains flat at 20.81 mills. This stability comes after the first tax rate decrease in a decade in 2015.
- There is an additional starting fund balance for the Tax Funds of \$7.0 million¹, but more importantly an additional \$12.9 million ending fund balance or 0.97 of a month in aggregate. This action is accomplished through minor additions and reductions described below, along with the adjustment of millage rates and incorporation of a new proposed capital plan.

FY16 Amended Budget	Starting Fund Balance	Revenue	Expenses	Ending Fund Balance	Months	One Month	Millage
General Fund (100)	43,012,228	327,002,127	340,983,335	29,031,020	1.02	28,415,278	8.7600
Fire (270)	1,056,803	59,185,337	58,686,750	1,555,390	0.32	4,890,563	2.5700
Designated (271)	286,113	44,230,686	41,450,376	3,066,423	0.89	3,454,198	2.3000
Unincorp (272)	1,906,524	11,873,377	12,602,720	1,177,181	1.12	1,050,227	-
Hospital (273)	1,210,619	19,398,829	20,403,935	205,513	0.12	1,700,328	0.7400
Police (274)	(2,687,608)	120,317,075	109,887,931	7,741,536	0.85	9,157,328	5.9500
Countywide Bond (410)	2,799,428	10,634,145	11,625,700	1,807,873	1.87	968,808	0.4800
Unincorporated Bond (411)	3,240,436	1,936,200	1,452,675	3,723,961	30.76	121,056	0.0100
	50,824,543	594,577,776	597,093,422	48,308,897	0.97	49,757,785	20.810
Active Funds Only	43,574,060	562,608,602	563,611,112	42,571,550	0.91	46,967,593	
Police/Desig/Uni Funds	(494,971)	176,421,138	163,941,027	11,985,140	0.88	13,661,752	

- This budget incorporates a proposed capital plan based upon refinancing special tax district bonds. That millage rate is decreased and rates in the General and Designated funds were temporarily increased to pay for this capital plan.

¹ Please note that the move of the annual budget from a cash basis to a modified accrual means that the amendment letter starting fund balance will still be an estimate. In previous years, it was an actual final number.

- This refinancing will result in \$14.2 million in savings in FY16. The debt service will decrease from \$15.6 million to \$1.4 million in 2016. This decrease enables reallocating 0.74 mils from debt service to the General (0.53 mils) and Designated (0.21 mils) Funds. We are also offering a three-year capital plan associated with this effort.
- The Animal Shelter will be financed through COPS, additional federal funding may be proposed at a later date for Tobie Grant and the Senior Center.

	FY16	FY17	FY18	Total
General Fund Capital Millage	0.530	0.520	0.000	NA
Revenue	FY16	FY17	FY18	Total
General Fund Capital Cash	\$ 11,280,637	\$ 10,825,474	\$ -	\$ 22,106,111
	\$ 11,280,637	\$ 10,825,474	\$ -	\$ 22,106,111
Revenue	FY16	FY17	FY18	Total
Animal Shelter	COPS	COPS	\$ -	\$ -
Tobie Grant Intergenerational	\$ 900,000	\$ 5,386,000	\$ -	\$ 6,286,000
Wade Walker Library	\$ 3,000,000	\$ -	\$ -	\$ 3,000,000
Books/Materials	\$ 600,000	\$ 1,000,000	\$ -	\$ 1,600,000
Lithonia Senior Center	\$ 4,000,000	\$ -	\$ -	\$ 4,000,000
	\$ 8,500,000	\$ 6,386,000	\$ -	\$ 14,886,000
Growth in Fund Balance	\$ 2,780,637	\$ 4,439,474	\$ -	\$ 7,220,111
	FY16	FY17	FY18	Total
Designated Fund Capital Millage	0.210	0.180	0.000	NA
Revenue	FY16	FY17	FY18	Total
Designated Fund Capital Cash	\$ 1,974,894	\$ 1,783,437	\$ -	\$ 3,758,331
	\$ 1,974,894	\$ 1,783,437	\$ -	\$ 3,758,331
Revenue	FY16	FY17	FY18	Total
Park Deferred Maintenance	\$ 824,894	\$ 983,437	\$ -	\$ 1,808,331
Sidewalks	\$ 450,000	\$ -	\$ -	\$ 450,000
Ellenwood Park	\$ 400,000	\$ 400,000	\$ -	\$ 800,000
Lou Walker	\$ 100,000	\$ 100,000	\$ -	\$ 200,000
Project Management	\$ 200,000	\$ 300,000	\$ -	\$ 500,000
	\$ 1,974,894	\$ 1,783,437	\$ -	\$ 3,758,331
Growth in Fund Balance	\$ -	\$ -	\$ -	\$ -

- This action will allow for \$8.5 million of General Fund capital and \$1.98 million of Designated Fund Capital. See the Schedule below for the details. Please note,

that when the millage is shifted to the Designated Fund, the county actually loses revenue overall. In the General Fund, there is a net increase in revenue in the short term.

As stated above, changes to the original budget were kept to a minimum. Staff was directed to keep all spending changes as close to net zero as possible and redirect any higher starting fund balance to this year's ending fund balance. Major changes include:

- Additional fund balance in E911 (not part of the Tax Funds) of \$1.1 million allows for the hiring of 28 additional positions.
- This amendment created a new temporary Deputy Elections Director at a partial year cost of \$100 thousand including operations.
- Funding was added for case management systems (Capital Funding - General Fund) of \$200 thousand for the Solicitor and \$500 thousand for the Probate Court. Both projects will be under IT and revisions/inclusions of other departments may happen later in FY16.
- With this letter, we added partial year funding of \$123 thousand for a Calendar Clerk and a Court Reporter, not funded in the original recommendation for State Court. Traffic Division/State Court had \$101 thousand added for partial year funding for two Administrative Assistant positions.
- At the request of the Transportation Department, \$200 thousand of HOST funding was transferred from Northlake Area sidewalks (now \$300 thousand) to Lithonia Industrial Blvd Ext (now \$200 thousand.)
- Funding in the recommended budget for Finance in the General Fund redirects \$101 thousands to add two Records Technicians in the Records Center.
- After a review of year-end figures, it was determined that the maximum amount Roads & Drainage could spend in 2016 would be less than the current proposed budget. The recommendation was reduced by \$750 thousand. It will also be monitored throughout the year. Should the department pick up its spending pace; the administration will look at requesting additional funding.
- Fuel estimates were recalculated resulting in over \$322 thousand in Police and \$324 thousand in Sanitation.
- In this budget, a part-time position and operational funding are converted to a full-time position of Investigator in the District Attorney's Office, at no additional cost.
- Administratively, funding for capital projects within the tax funds was originally placed within each department. All of this funding (in the Tax Funds) has now been moved to the respective Non-Departmental budget units. This was done to ease the transfer of funding during the year. Bottom line change is zero.
- Please be aware that due to an audit finding, we are introducing Grant-in-Aid, Alternate Dispute Resolution, and Law Library as operating funds this year. We do not have this situation finalized, but will before final passage.

As previously stated, any funding for compensation and classification adjustments will be recommended in a mid-year amendment letter, once we have a better indication as to digest growth. I have heard and understand the issues that have been raised regarding pay for public safety employees and the overall workforce. It remains my goal to address this issue at mid-year.

At that time, I may need your assistance in making some very hard choices. I welcome your input before then.

Respectfully submitted,

A handwritten signature in cursive script that reads "Lee May". The signature is written in black ink and is positioned below the typed name.

Lee May
Interim CEO DeKalb County



Fiscal Year 2016 Proposed Budget DeKalb County, Georgia

Original Proposal - December 15, 2015



Interim Chief Executive Officer Lee May

Board of Commissioners

District 1
Nancy Jester

District 2
Jeff Rader

District 3
Larry Johnson

District 4
Sharon Barnes Sutton

District 5
Mereda Davis Johnson

District 6
Kathie Gannon

District 7
Stan Watson

DATE: December 15, 2015
TO: Members, DeKalb County Board of Commissioners
FROM: Interim CEO Lee May
SUBJECT: 2016 Recommended Executive Budget

Enclosed with this Transmittal Letter is the proposed Executive Budget for Fiscal Year 2016. I would like to begin by recapping some of the most significant accomplishments of 2015.

- Decreased the property tax rate for the first time in over a decade;
- Reduced the overall operating budget by 2.1% from \$1.337 billion to \$1.3090 billion and keeps Tax Funds growth to only 3.8% from \$578 million to \$600 million;
- Implemented once a week garbage pickup with the “Roll Forward to One,” program;
- Improved code enforcement response time from 21 days to three;
- Introduced technology improvements to the county purchasing system;
- Renovated multiple facilities including repairs to the Decatur parking deck;
- Demolished nine abandoned buildings;
- Installed four electric vehicle charging stations available to the public at:
 - DeKalb Administration Building (Commerce Dr.)
 - DeKalb Fleet Maintenance Building (Memorial Dr.)
 - DeKalb Sanitation (Leroy Scott Dr.)
 - DeKalb-Peachtree Airport
- Recognized by the Atlanta Regional Commission as a “Green Community” and upgraded the County’s certification to silver;
- Created a Mobile Farmers Market in conjunction with the Cooperative Extension Service;
- Partnered in the opening of the Columbia Senior Residences facility at Forrest Hills;
- Opened the Central DeKalb Senior Center on McConnell Drive and South DeKalb Senior Center;

- Opened the new Fire Station #3 in Avondale Estates;
- Received top rating from Fitch Ratings for short term notes;
- Opened Rutledge Park, a 1.5 acre facility located at Ridgewood Dr.;
- Named 2nd best government fleet in U.S by the 100 Best Fleets in North America;
- Received accreditation for the DeKalb County Medical Examiner's Office from the National Association of Medical Examiners;
- Repaired more than 4,500 potholes and the resurfacing of 30 miles of road;
- Completed upgrade of Mountain Industrial Sewer Lift Station;
- Launched the OpenGOV portal to provide greater financial transparency;
- Established the Hotel/Motel and Multifamily Housing Taskforces;
- Invested over \$83 million in capital improvements in the County's water and sewer system;
- Broke ground on the \$187 million expansion of Snapfinger Advanced Wastewater Treatment Plant; and
- Successfully managed the transition to the new Traffic Court.

This is my third full year budget submitted to the Board, and every year presents new challenges and opportunities. This year is no exception. The CEO represents all of DeKalb – incorporated, unincorporated, north, south, east, and west.

Major features of the 2016 proposed budget include:

- Proposed the benchmark millage rate of 20.81, preserving the first tax rate decrease in over a decade that was enacted in FY15;
- Maintains collective active fund balance at 0.71 of a month. Being below the goal of one month is mostly due to the strains on the Special Tax Districts; however, the General Fund, reflecting true countywide operations is just shy of one month at 0.94;
- Incorporates the potential financial impacts from the creation of Tucker based on the County model used during the recent Incorporation and Annexation Study Committee;
- Adds code enforcement officers and equipment at a cost of \$200 thousand to further improve response times;
- Funds the newly created independent Office of the Internal Auditor at \$1 million to perform much needed reviews of County functions;
- Dedicates \$1 million in Sanitation funding to enhanced mowing and litter abatement efforts;
- Increases Water & Sewer's operations by approximately \$4.3 million to enhance operations and maintenance;
- Contributes \$4.9 million in HOST funding road resurfacing and transportation efforts, including an additional \$2.7 million in matching money for various Georgia Department of Transportation efforts to leverage \$3.0 million more of funding;

- Includes \$1.1 million for additional fire fighter personal safety equipment along with \$600K to fully fund the creation of eight supervisory Captain positions in the Fire Department;
- Improves quality of life efforts in the County with \$200 thousand in additional funding for Parks & Recreation programs for arts and entertainment;
- Develops the Ward Lake area with an additional \$1.5 million of Sanitation funding;
- Enhances development efforts with over \$2 million for technology efforts to streamline permitting and other development costs;
- Initiates managed competition efforts over two years at \$173 thousand to identify potential programs as candidates;
- Presents a five-year Capital Improvement Plan proposal for both HOST (sales tax) and Tax Funds funding sources;
- Creates an added emphasis of certain functions by elevating some areas to department status: Animal Control will be transferred from under the Police Department; the DeKalb Emergency Management Association will be transferred from under Fire; Communications/DCTV transferred from under the CEO's Office; and 311 (Citizen Help Center) transferred from the COO.

Unmet Goals and Issues for Future Budgets

The premise of any government's budget is to allocate a finite amount of resources over an almost infinite amount of needs. Inherently, this process leads to disagreements over the allocation of these resources. This budget seeks to maintain the current service levels with diminishing resources.

Despite these efforts, this budget does not solve the financial state underpinning operations in DeKalb County. Incorporation and annexation have continued to erode the tax digest of unincorporated DeKalb by selectively drawing their borders to encompass areas of the county that generate more revenue than they require in services. While these actions were legal, they undeniably left the unincorporated areas with less revenue to provide needed services.

Future budgets must decide whether to raise taxes in unincorporated DeKalb to offset the lost tax base and provide the same level of services or to decrease the services they receive to keep taxes the same. Another related decision for future budgets is whether to transfer certain services provided by the General Fund to cities or to eliminate these services altogether.

At the beginning of this process, one goal of this budget was to reserve one month of fund balance in each active fund. The current written policy specifies one month in aggregate for all county tax funds, but given the segregation of tax funds, we have best applied this to mean one month in each active tax fund. We have been unable

to achieve this goal in this budget due to the need to balance the competing interests of the county combined with the restriction of certain funds for limited purposes.

Improvements in the Budget and a Plan for the Future

Despite the challenges described in the previous section, this budget *does* include options to remedy this situation. In the future, our benchmark goal continues to be one month of operating funds in each budgetary reserve. All options will be built on a projected tax digest of limited growth at 3-4% annually. In order to realize our goals for this budgetary reserve, we must look at future adjustment of expenses and revenues.

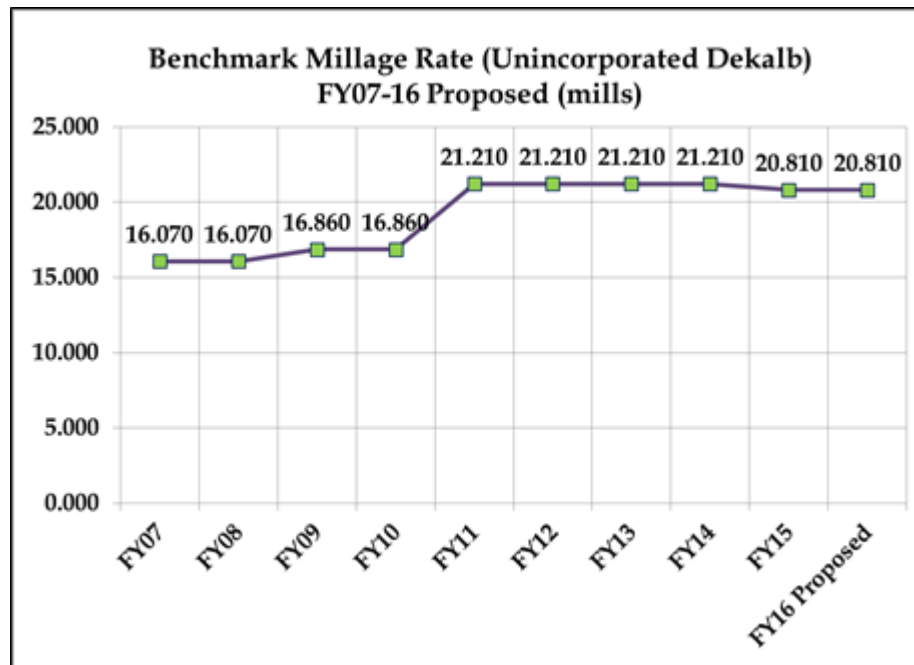
We want to focus on reducing expenditures to address the financial realities of the County. We will accomplish this by implementing a managed competition process for the first time in the County's history. This approach will provide a fair and balanced competitive method to determine how to provide services. It will determine whether certain services can best be provided in house or through outsourcing. It will also recommend the restructuring of current and future operations that remain in house. This process will be conducted transparently with full participation of the Board of Commissioners.

This budget attempts to increase transparency compared to past budgets. While it is impossible to anticipate every question that may arise, the goal is to provide as

much detailed information as possible to present the financial health and budget priorities in a very open and transparent manner and improve its presentation to allow readers to more easily find the answers they are looking for.

As a former Commissioner and Chairman of the Finance, Audit, and

Budget Committee, I was often frustrated when the budget omitted key elements of information. Under my instruction, staff attempted to lay out as much information as



they could. Again, while it is impossible to anticipate every question, I am fully dedicated to increasing transparency.

This budget also seeks to provide a more robust approach to forecasting of future years instead of a focus only on the current fiscal year. There is vast room for improvement in this area. Operational and financial reporting, data, and information are the backbone for creating any forecast, but at this juncture is inadequate and will be improved upon in future recommendations. Efforts are underway to improve the County's financial reporting system, which will in turn enhance the ability of staff to create forecasts that are more useful.

Over my time here, both as Commissioner and Interim CEO, there has been the occasional discussion about changing the fiscal year to end June 30, to accommodate issue with tax digest projection and budgeting. It is still an idea that can be discussed, but it is a Herculean task.

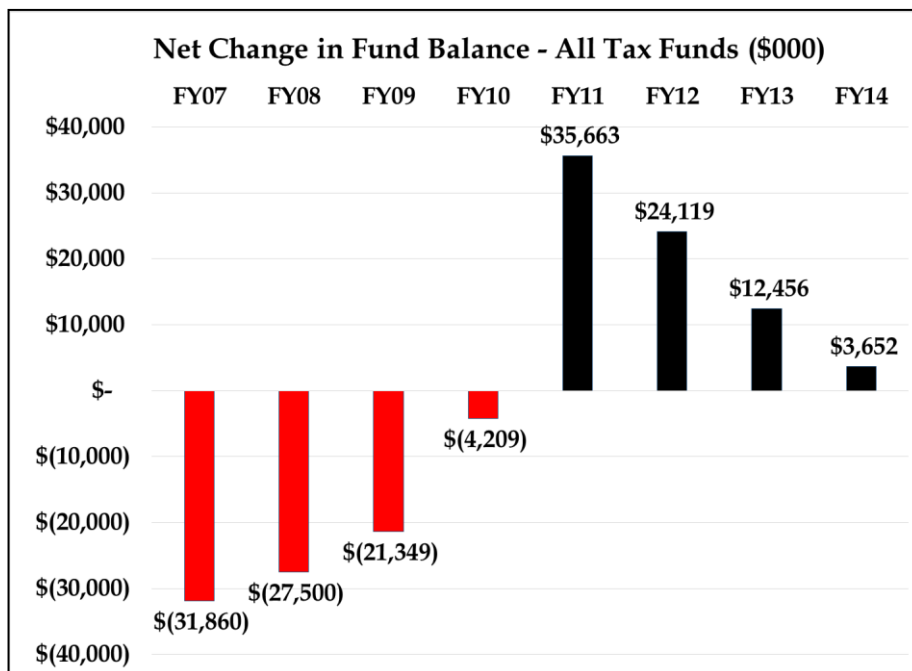
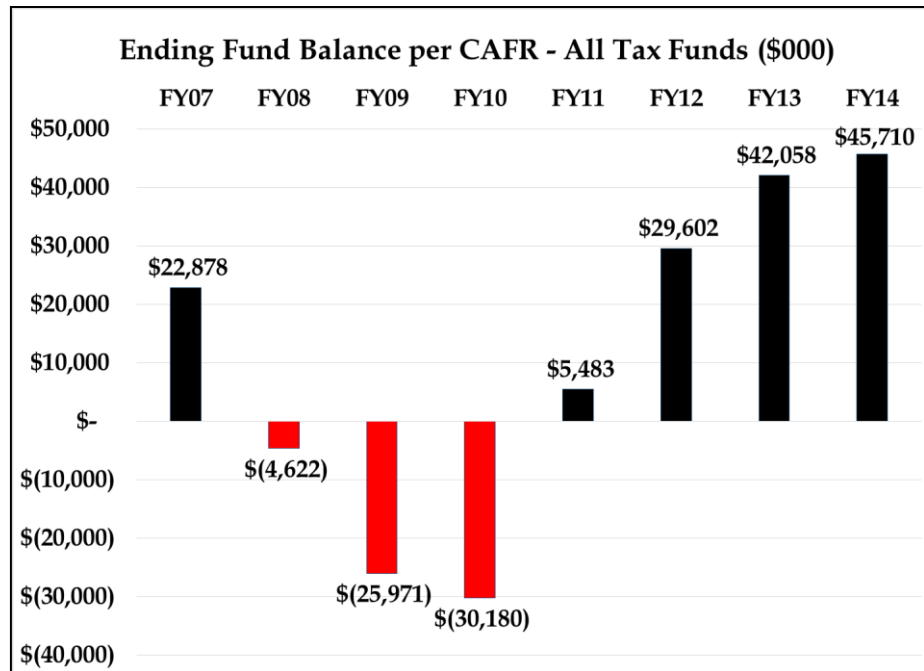
In place of this, I am asking staff to start moving the major decision making time with the budget to mid-year. For my entire tenure, in both offices, the February budget has usually come with a caveat about "addressing at mid-year." This proposed budget before you is much the same, some issues are addressed, but some are delayed until the summer.

We will examine having an "all call" to departments for additions at mid-year, based upon a fully formed digest. New positions would not generally start until September. Then going forward, the February budget would act only as a continuation budget until the next summer. This gets to the same effect as switching fiscal years, but without the trials accompanying that.

Effects of Incorporation of Annexation

In November 2015, Tucker became the third area in DeKalb County to vote to incorporate a new city, following Dunwoody in 2008 and Brookhaven in 2012. The primary effect of these incorporations has been a loss of revenue in the County's Special Tax Districts.

Annexations have likewise caused the Special Tax Districts to lose revenue. The main services negatively affected any time a city incorporates or annexes are Police, Parks, Roads & Drainage, and Transportation. To some extent, Traffic Court and Development are also affected, but their funding mechanisms tend to remove the issue of donor and recipient areas from the discussion.



Annexation and incorporation generally take parcels that generate more in tax revenue than the area receives in services. This means that the remaining unincorporated area has two options; raise property taxes to make up for the lost funding or cut the services mentioned above. Both options would create an undesirable

outcome for unincorporated residents; either an increased tax burden or reduced services.

The Previous Tax Increases (and Decreases)

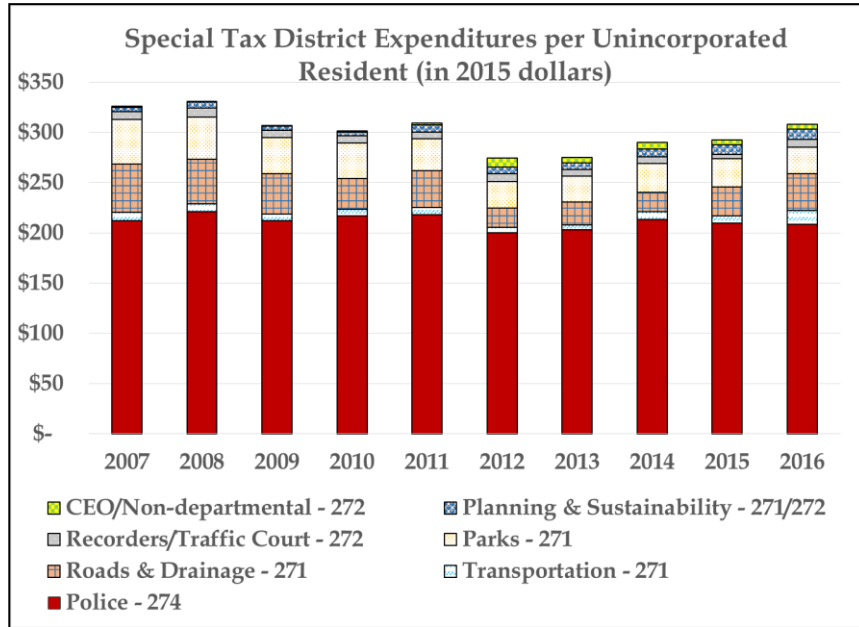
As incorporations and annexations have occurred over the past decade, DeKalb County has taken a mix of these options to compensate for the lost revenue. When Dunwoody was incorporated in 2008, DeKalb County actually increased the benchmark tax rate 4.9% or 0.790 mills.

Subsequently, the previous administrations continued to treat the tax funds in aggregate and used fund balance to the point it hit a negative \$30 million at the end of FY10. This action, along with the failure to provide consistent and accurate financial information, led directly to the stripping of the County's credit rating in 2011.

When Brookhaven incorporated in 2012, the County raised the millage rate by 4.35 mills. The County continued to depend on that increase to maintain a consistent level of service until 2015. The FY15 budget was proposed with a 0.40 mill decrease. While a larger tax decrease remains a goal, two things must occur before that could happen: (a) a restoration of the County's full tax digest to its pre-recession levels and (b) a decision of whether the remaining unincorporated areas should keep the tax increase for their level of services or decrease those same services permanently.

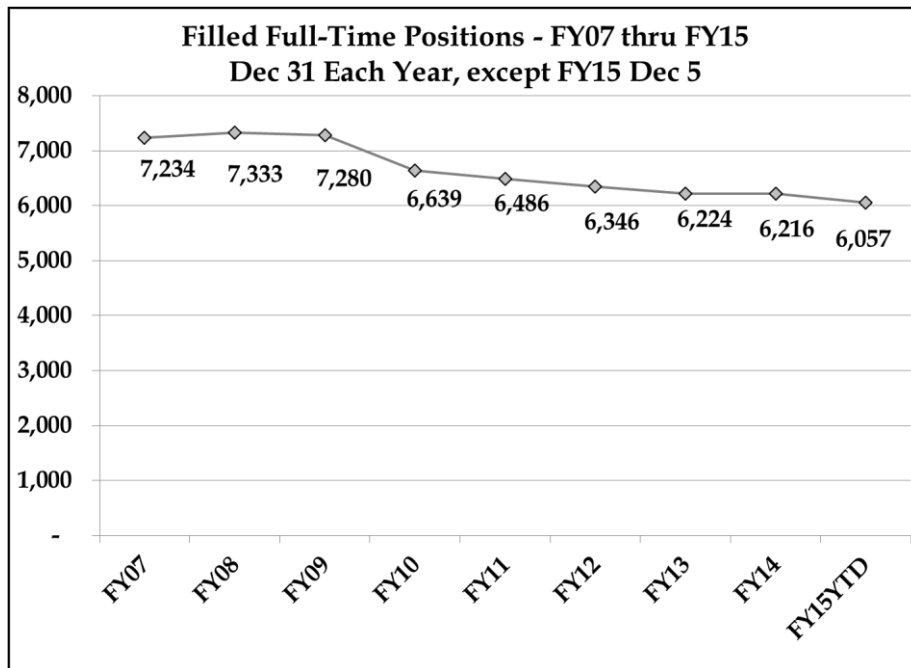
Changes in Spending

The County has taken steps in spending to adjust to both the recession and corresponding change in digest, along with the reality of incorporation and annexation. These cuts are evident in per capita spending. In FY07 (pre incorporation and recession), the County spent approximately \$326 per person



(inflation adjusted) on the services included in the district (Police, Roads & Drainage, Parks, and Transportation). In FY16 Proposed Budget, the County is budgeting \$308 per capita. This is about a 6% decrease in spending. What it does not show is if there is an actual need to increase spending to better respond to the service needs of the County.

Overall, these cuts also show up as a decline in the actual headcount of



employees. Despite comments that staff have not been cut, early retirement and non-filling of positions has helped decrease overall payroll by almost one-sixth. Most of this decrease comes in CEO controlled departments within the Tax Funds, and not from Enterprise Funds or Constitutional Offices.

Special Tax Districts and Tucker

Due to the City of Tucker's later start date of not having a full Council until the spring, the FY16 Proposed Budget does not include major reductions in budgets for the Special Tax District Services to take into account the lost revenue from the incorporation of Tucker. This budget anticipates receiving a certain level of revenue from the City of Tucker through intergovernmental agreements.

At the time the intergovernmental agreements are completed, a budget amendment will adjust revenues and appropriations based on the final approved version. For example, if the budget anticipates \$1 million in revenue, but the final intergovernmental agreement is only \$750 thousand, then department budgets will be reduced by \$250 thousand upon approval of the agreement. If the agreement includes \$1 million as anticipated, then there will be no change in the budget. Until then, Budget staff and departments will closely monitor expenditures to ensure that spending does not exceed revenue.

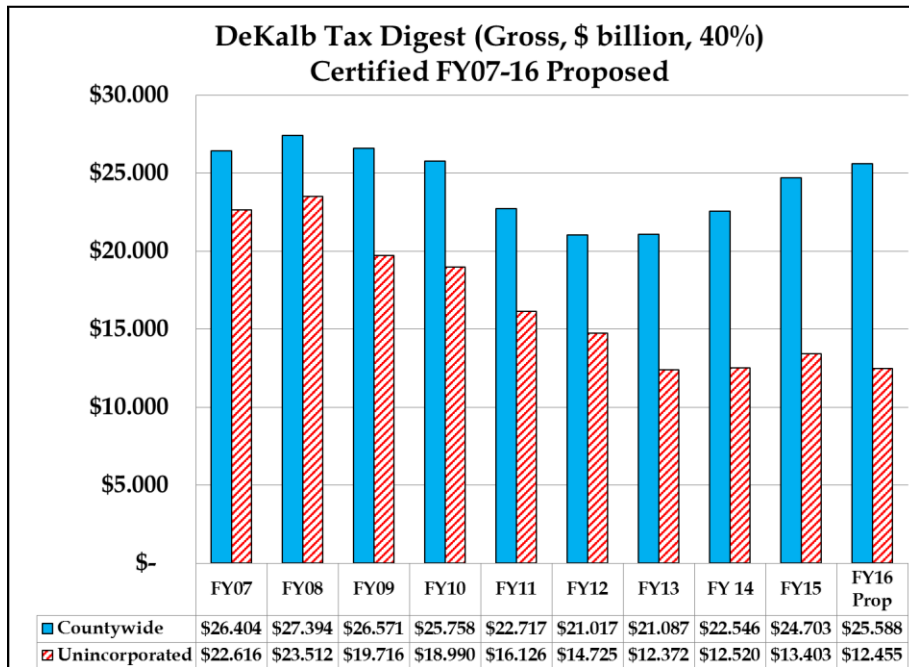
The county used other strategies to cope with past incorporations and annexations. When Dunwoody incorporated, which coincided with the Great Recession, the County raised taxes immediately, and then used fund balance until it was depleted causing a financial crisis. With the creation of Brookhaven, the County responded by refinancing multiple debt obligations (with a net tax funds savings of \$9.7 million in FY14 and \$13.5 million in FY15) to achieve legitimate, albeit one-time, savings. With the incorporation of Tucker, the previous two methods of tax increases or short-term fixes are either undesirable or unavailable.

With Tucker, the previous two methods of tax increases or short-term fixes are being deemphasized. When intergovernmental agreements are finalized, remaining budgets will be adjusted based off the net loss to the County in order to transparently emphasize the long-term restructuring of our government.

Self-Sustaining Tax Funds and Millage Adjustments

Like past years, staff entered into this budget process with the hope of not having to adjust millage rates fund to fund. Again, they have found it difficult, if not impossible.

The core reason for this difficulty is when revenues go down in dedicated funding sources, services must be cut in areas funded by those sources, but more often than not, those



than not, those dedicated areas are the most critical areas of service. For example, with the decrease in Special Tax District revenue (described elsewhere), the only services that could be cut are Police, Roads, Parks, and Transportation. Of these services, Police makes up approximately 75% of that spending.

This budget increases the Police tax rate to prevent that cut and decreases the General Fund rate to offset the increased Police rate. General Fund reserves are then used to absorb the lowered tax rate.

This decrease in the General Fund tax rate represents the second full two-year cycle in which the General Fund rate declines from 10.39 to 8.26 and the major non General Fund rates increase. Over the past four budget years, most cities received a decrease in county taxes in year one and an increase in year two. Fiscal year 2016 is another “cut” year for cities.

The inherent instability of revenue and expenses in these funds creates a situation where shifting the rates for the various funds is one of the few tools available to maintain services while keeping the total rate for the Unincorporated area unchanged.

Other Budget Pressures

Some decisions made in previous years have placed extraordinary budget pressure on the Special Tax Districts. The County made an effort to pay some costs incurred by the non-General Fund Tax Funds by other sources. Based on an internal review, this administration now has removed several of those charges until further review indicates the reason and amounts are valid. These charges include:

- A \$1 million interfund transfer to Finance (Accounting) from Water & Sewer. This charge was reviewed by Finance and determined that a lower figure of \$491 thousand was the correct figure;
- A \$660 thousand interfund transfer to Facilities from Water & Sewer. This charge is now covered by indirect costs;
- A \$1 million road service charge to Water & Sewer by Roads & Drainage for road damage has been removed until further examination; and
- A \$4.8 million interfund between Roads & Drainage and Stormwater has been retained; however, the figure has been reduced to \$2 million based off recent actual expenses. The result was an increase of \$2.8 million to the Designated Fund.

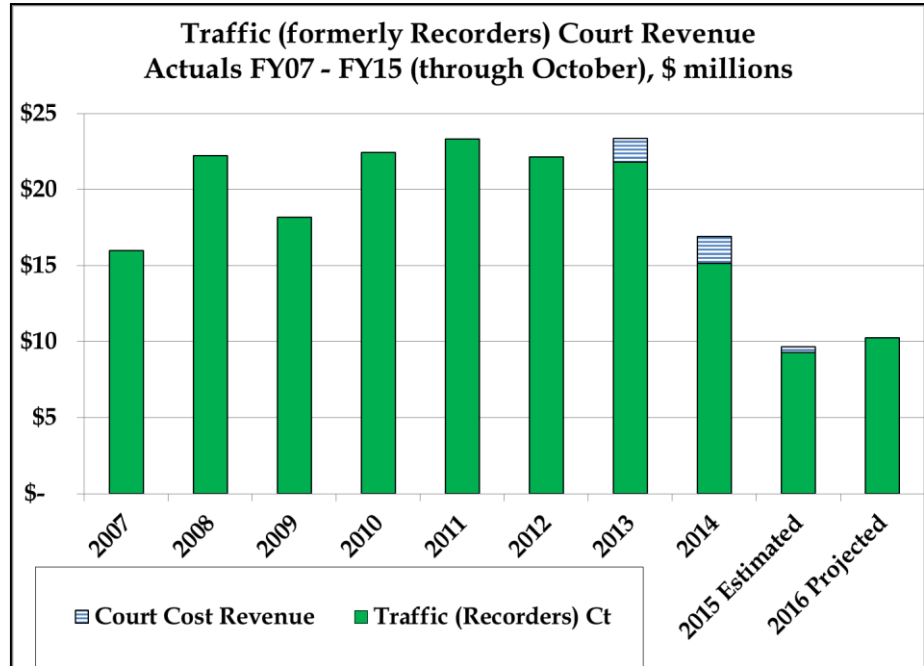
A cursory review of some of these items have indicated that payment in lieu of taxes might be an alternative to pursue in the upcoming year; however, at this time, there is no recommendation to propose that mechanism. All total, these clean ups are approximately a \$5.0 million impact to the Tax Funds budget.

We knew the needed tax decrease in FY15 would have an impact this year and fully acknowledge that figure varies based off where the taxes would be put back. The roll back in taxes in FY15 by 0.40 mills decreases revenue for FY16 by \$3.6 million to \$7.2 million.

Pension and health care are always two areas of pressure in the budget. The most recent pension reforms will help the County in the long term by shoring up the unfunded liability, but it does not produce direct costs savings immediately. This budget raises the County's contribution from 17.52% to 18.65% (an overall 6.5% increase) percent of salary costing approximately \$2.4 million in the Tax Funds. Rather than passing on these costs to employees, which is sometimes the easy option, the burden of these escalating costs is on the County.

Although the tax digest is the overwhelming focus for revenue, other significant source changes for FY15 and FY16 need to be mentioned. Revenue from traffic and related fines is not, nor should be, intended as a financial support to local governments; however, recent downward trends in traffic fines collected has created pressure on the Special Tax Districts.

In the FY16 Proposed Budget, the estimated revenue collected by Traffic (formerly Recorders) Court fines is \$10.3 million, which is 1.8% of the revenue for the Special Tax Districts. Four years ago, the revenue generated was \$23.3 million or 4.3% of the budget. While not advocating for more tickets or more aggressive fines, this trend has created the need to be more reliant on other forms of revenue or to reduce the operational budgets in the Special Tax Districts.

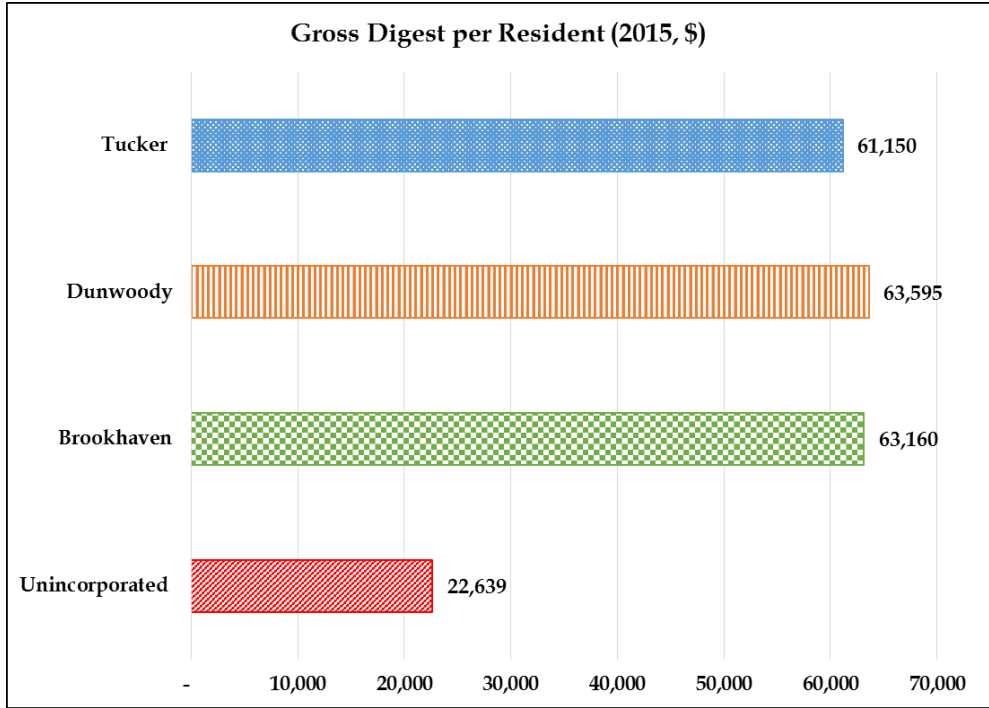


Finally, there was a \$2 million loan from the Sanitation Fund to the General Fund in 2010, which has not been repaid. This budget proposes to make the General Fund have no interfund debt by repaying that loan in its entirety. In total, these pressures have an impact of between \$20.0 and \$23.6 million on the Tax Funds budget.

Explaining the Special Tax Districts

The Special Tax District for DeKalb County (on the operating side) consists of Police, Roads & Drainage, Parks, and Transportation. They are, in some ways, tied directly to the Unincorporated Fund, which generates much more revenue than it spends to provide services (business license, traffic court, etc.). The excess revenue for the Unincorporated Fund goes to funding services in the other two funds (Police, Roads & Drainage, Parks, and Transportation.)

The County's written fund balance policy states that the tax funds together shall have reserves equal to one month of operating expenses. Because most of those funds are not fungible (like the three mentioned above), the better interpretation is for each fund to maintain one month of reserves. For all practical purposes, these three funds (Police, Unincorporated, and Designated) should have one month of reserves of their combined expenses.



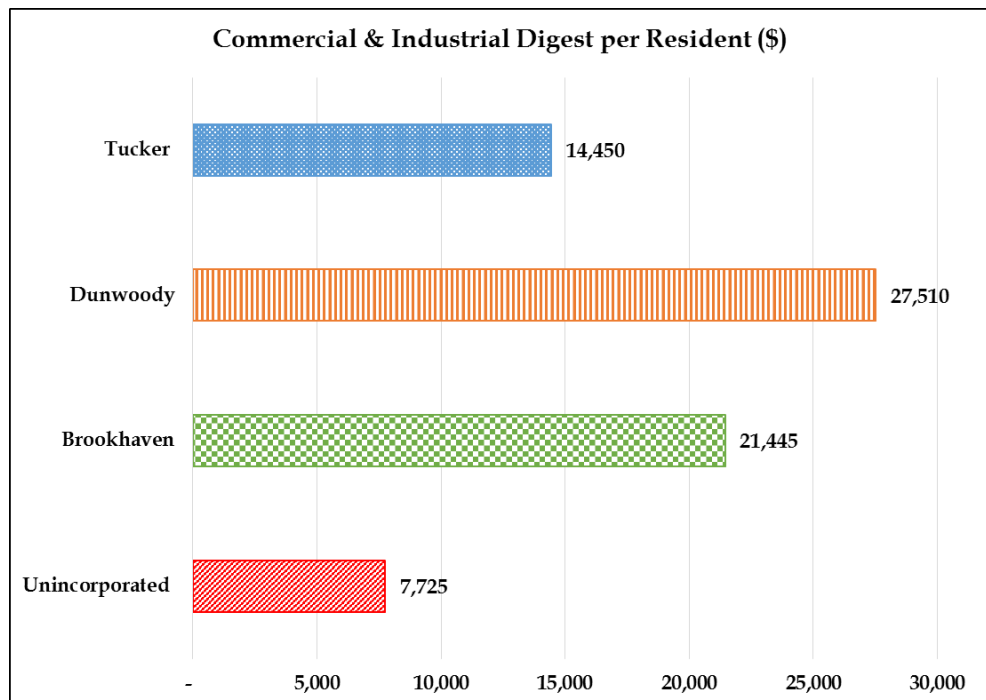
Growing but Diverging Digests

The focus of this budget of over a billion dollars has traditionally been Tax Funds budget which is about half that amount. Property taxes levied on citizens and businesses fund the overwhelming

majority of these costs.

Fluctuations in the digest can drastically affect the available funding for county operations. Even with the assumed 3.6% growth overall, the County's tax digest will still be below its all-time high reached in 2008. With the creation of Tucker, the unincorporated digest will only be 53% of its all-time high.

As shown in the above chart, the three incorporations of this century have per person values from \$61,150 to \$63,595, while the remaining unincorporated area has a value of only \$22,639 per person, which is barely more than one-



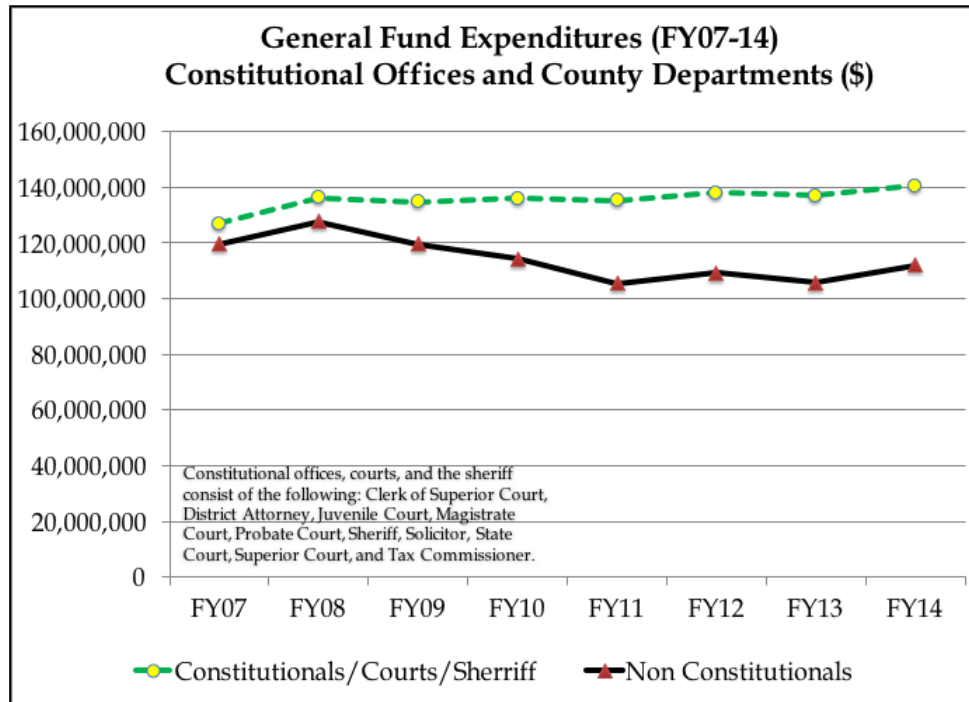
third of the lowest value.

Another way in which the tax digests for the new cities and the remaining unincorporated area differ is the disproportionate amount of commercial and industrial property in the new cities. The above chart shows that commercial and industrial digests per resident in the three new cities range between \$14,450 and \$27,510 compared to only \$7,725 in the unincorporated areas.

Constitutional Offices, Courts, and the Sheriff

A growing issue during the Great Recession was that reductions in actual expenditures occurred in county run General Fund departments, but not in the Constitutional Offices. Because the General Fund provides services countywide, incorporation and annexation have no effect on these operations.

In FY07, the Constitutional Officers spent \$126 million. Seven years later, they spent \$141 million. This was an increase of 10.8% over that time. The county run departments decreased from \$120 to \$112 million or a decrease of 6.2%.



Compensation and Classification Study

The County entered into a compensation and classification study this year to provide an objective analysis of the County’s compensation in order to provide competitive salaries and benefits to attract and retain qualified employees.

As this study has not yet been finalized during the creation of this budget, the goal will be to implement any further actions in the mid-year budget after full digest figures are available.

Sanitation Pressures

The intent of the once-a-week pickup schedule introduced by Sanitation in FY15 was two-fold; (a) to prevent a rate increase and (b) to repurpose staff for efforts like litter abatement.

Many of these goals will still be met in FY16; however, the attrition of staff (keeping the promise of no layoffs from this program) will have to continue into next year in order to realize the eventual efficiencies. With that in mind, the department will undergo restructuring during FY16 and present their reorganization plans to the Board of Commissioners.

Additionally, the department will begin the payback of the Georgia Environmental Finance Authority (GEFA) loan on January 1, 2016. The purpose of the GEFA loan was to purchase 135,000 rolling trash carts for distribution to county residents. The term of the loan is 60 months with a monthly payment of \$101,944. The annual cost to repay the loan is \$1.2 million.

Capital Improvement Plan

DeKalb County in the past has not had a formalized Capital Improvement Plan. However, with the Water & Sewer Consent Decree, a model began to develop. The FY16 Proposed Budget includes the preliminary steps in designing a true Capital Improvement Plan.

The capital committee, required per county code, met and reviewed the capital requests of various departments. For those departments with a dedicated source of funding (Airport, Water & Sewer, etc.), the committee deferred to the departments' priorities. For Tax Funds, where multiple departments must compete for limited resources, the committee ranked projects and furthermore segregated them into "HOST (sales tax) eligible" and general countywide projects. For Water & Sewer, the Board previously approved the Water & Sewer CIP in FY11.

The committee assumed that \$4.5 million of HOST funding would be available, and the committee developed a HOST Capital Improvement Plan of \$4.5 million a year spread between road resurfacing and transportation efforts. For requests not covered by HOST, the committee ranked a list of projects for the creation of the FY16 Proposed Budget. The role of the capital committee is to provide input for the purpose of budget development, and does not have the authority to make final approvals of projects. This authority rests with the Board of Commissioners, which may add or delete projects as they please.

Positions - Administrative Change

The position count in DeKalb County has been a matter of growing confusion over the past several years. As the County cut staffing through the early retirement incentive in 2010 and other downsizing efforts, the number of filled positions has shrunk, but the number of authorized positions has remained the same. This resulted in over 1,000 authorized positions that are vacant.

In an effort to eliminate this discrepancy, the proposed budget focuses on filled and funded positions, though it continues the trend of putting authorized positions on the various department schedules as a reference point.

Each department's preliminary budget assumed funding all employees on the active payroll as of August 22 (the last pay period before budget instructions went out.) The departments could then ask for additional funding (called Base+) for positions that they planned to fill before the end of the year.

Budget is moving away from funding "by position" and instead developing the amount based on an approximate payroll and letting departments manage accordingly. There is little value in micro-managing individual hiring within a department.

New Funds - Administrative Change

This budget will include three new funds after the amendment letter is submitted: Grant-in-Aid, Law Library, and Alternate Dispute Resolution. The external auditor had an issue with their adoption, so we will include them as is once the books close.

Consent Decree Legal Services - Administrative Change

In FY15, some legal services associated with the consent decree were paid for in Law's General Fund budget and the expense was moved to the Administrative Project associated with its implementation. FY16's budget reduces Law's General Fund budget by \$594 thousand and will now pay for those services directly out of the project, eliminating some administrative steps that provided no value.

Forecasting

This administration is continuing to incorporate long range forecasting into the budgetary process. In this transmittal letter are the steps for this year. Building upon the proposed budget (as it was being developed) staff created a model that allowed the creation of various scenarios.

In contemplating various scenarios this year, we concluded that two decisions must be made in order to stabilize the millage rates.

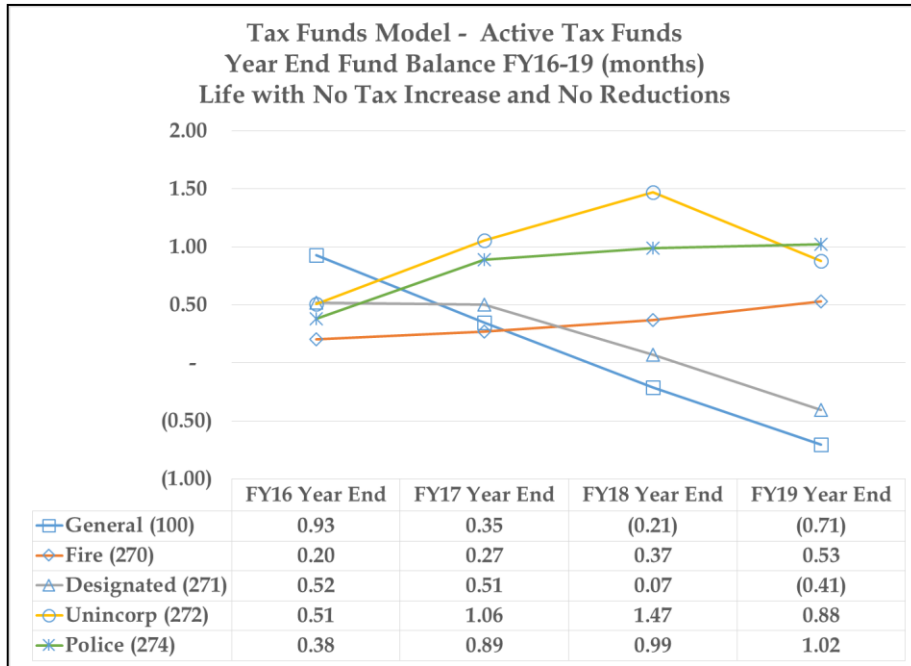
First, we must determine what “size” of government the County wants to provide various services. Past discussions have focused on finding efficiencies and improving effectiveness, and the results have been marginal adjustments to operations. An alternative would be to use metrics to compare DeKalb to peer and aspirational counties. A comparison of the ten largest departments would encompass much of the Tax Funds and would largely answer the question of what size of government we want. Once you have determined the desired “size,” the tax rate is easily calculated.

The second decision is determining how much we are willing to pay for the government services we want. A factor contributing to millage rate instability is that the rate charged does not align with spending, and more often than not spending varies greatly year to year. So again, we could compare ourselves to peer governments and then set comparable tax rates and budget spending accordingly.

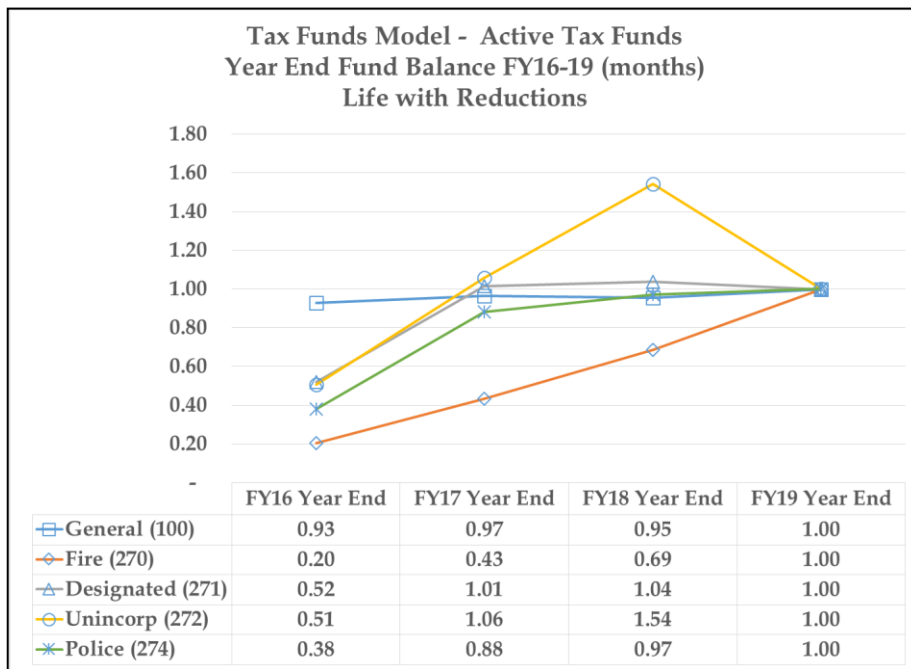
The best solution likely lies between these two approaches, but I am asking the Commission for their input on which way we should lean. With that in mind, here are the models we used for this year’s budget which show these approaches in aggregate.

The base assumptions are first, a 4%/3%/2% annual revenue growth model – meaning 4% large fund digest growth, 3% small fund digest growth, and 2% non-property tax revenue growth. Expenses for all departments are held then to 3% increase per year for the duration of the forecast. This 3% includes all additional spending – new equipment and capital, program modifications, and other adjustments.

The first model takes the FY16 Proposed Budget and never adjusts millage rates (save minor adjustments in bond millages, which are offset elsewhere). Due to the problems inherent of trying to maintain fund integrity where each millage stays independent, some funds are not in a healthy position in three years while others are solvent. This outcome is unacceptable.

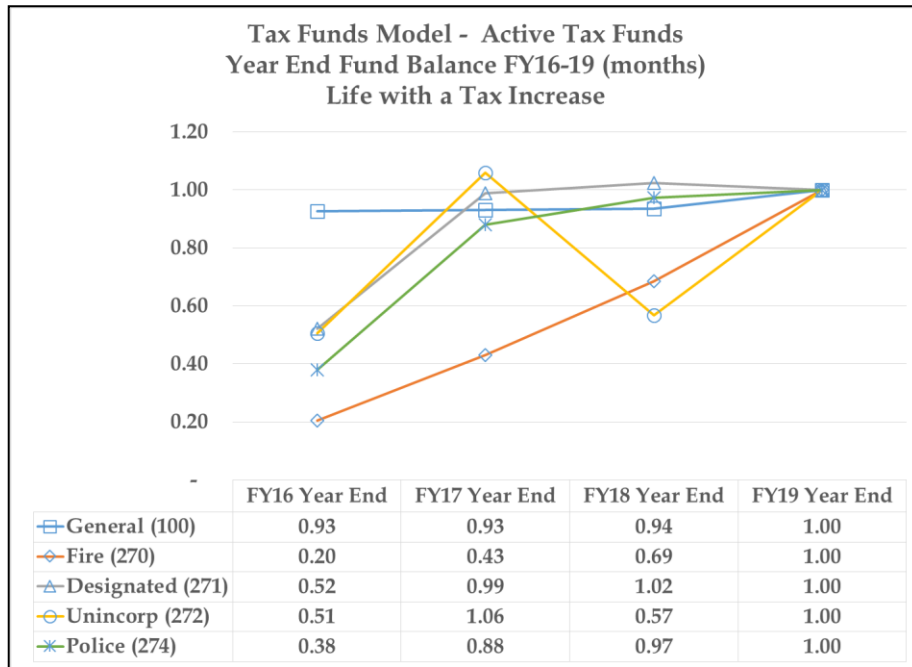


The next model calculates the amount of spending that would need to be cut to achieve the same goal of one month's reserves for each fund without raising property taxes. In this alternative, about two-thirds of departments receive a 2% reduction with some departments still being allowed up to a 3% increase. The model shows that this could be a one-time permanent reduction, then normal growth could resume.



The final model calculates the millage rate increase that would be necessary to fund 3% annual growth in expenditures and raise reserves in every fund to one month

by the end of FY19. A 1.135 mill increase is necessary to achieve this goal. That is a 5.4% one-time permanent increase.



None of these models is perfect, but they show the magnitude of the changes necessary to reach financial balance. We clearly understand that our management decisions must be informed by our financial situation and service delivery goals to be successful.

I look forward to having this conversation over the near future.

Respectfully submitted,

Lee May
Interim CEO DeKalb County

DeKalb County, Georgia - FY16 Control Sheet

Fund/Department Tax Funds	FY15 Current	Base	Program Mod	FY16 Proposed	Change	Change	Fill/Aug	Funded
General (100)								
4200 Animal Services (see Police)	-	-	4,086,738	4,086,738	4,086,738	#DIV/0!	-	23
0200 BOC	3,365,687	3,431,653	-	3,431,653	65,966	2.0%	32	31
2200 Budget	762,870	1,250,612	-	1,250,612	487,742	63.9%	8	10
0100 CEO (see Communications)	1,349,339	1,915,568	(928,314)	987,254	(362,085)	-26.8%	16	5
4000 Child Advocate	2,355,103	2,532,649	-	2,532,649	177,546	7.5%	25	26
7800 Citizen Help Center aka 311	-	-	157,243	157,243	157,243	#DIV/0!	-	3
3600 Clerk of Superior Court	7,743,424	7,394,276	-	7,394,276	(349,148)	-4.5%	87	86
0600 Communications (see CEO)	-	-	1,061,567	1,061,567	1,061,567	#DIV/0!	-	11
7200 Community Service Board	1,984,057	1,984,057	-	1,984,057	-	0.0%	-	-
6900 Cooperative Extension	640,910	846,823	-	846,823	205,913	32.1%	11	13
9300 Debt Services (had been Juv Ct Debt)	2,704,715	5,158,511	-	5,158,511	2,453,796	90.7%	-	-
4400 DEMA (see Fire)	-	-	270,212	270,212	270,212	#DIV/0!	-	-
7400 DFACS (Dept of Fam & Child)	1,278,220	1,278,220	-	1,278,220	-	0.0%	-	-
3900 District Attorney	13,807,764	14,564,144	-	14,564,144	756,380	5.5%	139	143
5600 Economic Development	1,372,001	1,450,000	-	1,450,000	77,999	5.7%	-	-
2900 Elections	2,105,610	3,937,136	373,395	4,310,531	2,204,921	104.7%	14	24
0700 Ethics Board	215,242	215,242	-	215,242	-	0.0%	-	-
0400 Executive Assistant	1,378,904	1,466,299	16,082	1,482,381	103,477	7.5%	10	7
1100 Facilities	17,306,390	17,346,728	-	17,346,728	40,338	0.2%	48	49
2100 Finance	7,853,070	8,661,225	100,996	8,762,221	909,151	11.6%	71	82
4900 Fire (See DEMA)	9,031,360	9,594,370	(719,721)	8,874,649	(156,711)	-1.7%	105	97
0800 Geographic Information Systems	2,428,232	2,432,375	74,383	2,506,758	78,526	3.2%	17	19
7100 Health Board	4,155,634	4,155,634	-	4,155,634	-	0.0%	-	-
9000 HOST Contributions	5,500,000	-	4,891,824	4,891,824	(608,176)	-11.1%	-	-
1500 Human Resources	3,959,044	3,859,013	114,351	3,973,364	14,320	0.4%	30	31
7500 Human Services	4,811,844	4,945,477	-	4,945,477	133,633	2.8%	27	29
0000 Internal Audit	-	-	1,000,000	1,000,000	1,000,000	#DIV/0!	-	-
1600 IT	23,221,604	21,645,570	865,107	22,510,677	(710,927)	-3.1%	76	76
3400 Juvenile Court	6,874,983	6,899,419	-	6,899,419	24,436	0.4%	73	78
0300 Law (Some exp now in Capital)	5,007,169	4,443,629	-	4,443,629	(563,540)	-11.3%	26	27
6800 Libraries	14,350,336	15,020,030	180,156	15,200,186	849,850	5.9%	192	194
4800 Magistrate Court	3,158,077	3,338,270	63,200	3,401,470	243,393	7.7%	14	15
4300 Medical Examiner	2,455,589	2,480,589	28,300	2,508,889	53,300	2.2%	16	16
9100 Non-Departmental	17,761,825	13,275,126	11,869,506	25,144,632	7,382,807	41.6%	1	-
5100 Planning	1,743,767	1,829,802	-	1,829,802	86,035	4.9%	14	15
4600 Police (see Animal Control)	8,104,637	13,307,712	(3,955,329)	9,352,383	1,247,746	15.4%	43	23
4100 Probate Court	1,630,384	1,694,309	50,000	1,744,309	113,925	7.0%	24	23
2700 Property Appraisal	4,724,449	5,419,273	-	5,419,273	694,824	14.7%	63	66
4500 Public Defender	8,702,932	8,884,719	183,037	9,067,756	364,824	4.2%	82	82
5500 Public Works Director	493,341	844,638	-	844,638	351,297	71.2%	5	7
1400 Purchasing	3,046,834	3,238,621	-	3,238,621	191,787	6.3%	30	34
3200 Sheriff	79,331,355	80,991,570	-	80,991,570	1,660,215	2.1%	774	771
3800 Solicitor	7,168,342	7,383,659	46,176	7,429,835	261,493	3.6%	84	84

DeKalb County, Georgia - FY16 Control Sheet

Fund/Department	FY15 Current	Base	Program Mod	FY16 Proposed	Change	Change	Fill/Aug	Funded
3700 State Court	14,191,251	15,233,179	-	15,233,179	1,041,928	7.3%	181	183
3500 Superior Court	9,241,027	9,490,053	-	9,490,053	249,026	2.7%	83	85
2800 Tax Commissioner	7,313,935	7,588,895	275,000	7,863,895	549,960	7.5%	90	93
Total General Fund (100) less reserves	314,631,257	321,429,075	20,103,909	341,532,984	26,901,727	8.6%	2,511	2,561
Projected Ending Fund Balance	30,749,867	28,481,371		28,481,371	(2,268,496)	-7.4%		
Total General Fund (100) Total Bottom Line	345,381,124	349,910,446	20,103,909	370,014,355	24,633,231	7.1%	2,511	2,561

Fire Fund (270)								
4900 Fire	50,508,616	50,112,280	2,961,672	53,073,952	2,565,336	5.1%	554	562
9100 Non-Departmental	7,303,670	6,836,118	-	6,836,118	(467,552)	-6.4%	-	-
9300 Debt Services	-	-	-	-	-	#DIV/0!	-	-
Total Fire Fund (270) less reserves	57,812,286	56,948,398	2,961,672	59,910,070	2,097,784	3.6%	554	562
Projected Ending Fund Balance	3,361,319	332,070		332,070	(3,029,249)	-90.1%		
Fire Fund (270) Total Bottom Line	61,173,605	57,280,468	2,961,672	60,242,140	(931,465)	-1.5%	554	562

Designated Fund (271)								
9100 Non-Departmental	6,437,210	4,680,052	4,724,894	9,404,946	2,967,736	46.1%	-	-
6100 Parks	12,065,863	12,280,849	227,845	12,508,694	442,831	3.7%	107	109
5700 Roads & Drainage	12,371,650	16,603,889	-	16,603,889	4,232,239	34.2%	122	124
5400 Transportation	3,213,105	2,932,847	-	2,932,847	(280,258)	-8.7%	17	17
9300 Debt Services	-	-	-	-	-	#DIV/0!	-	-
Total Designated Fund (271) less reserves	34,087,828	36,497,637	4,952,739	41,450,376	7,362,548	21.6%	246	250
Projected Ending Fund Balance	2,853,401	3,066,423		3,066,423	213,022	7.5%		
Designated Fund (271) Total Bottom Line	36,941,229	39,564,060	4,952,739	44,516,799	7,575,570	20.5%	246	250

Unincorporated Fund (272)								
100 DeKalb County TV/CEO	562,462	-	-	-	(562,462)	-100.0%	-	-
9100 Non-Departmental	1,919,764	2,539,533	-	2,539,533	619,769	32.3%	-	-
5100 Planning	5,221,292	5,378,041	198,869	5,576,910	355,618	6.8%	61	67
4700 Recorders Court	2,152,415	-	-	-	(2,152,415)	-100.0%	4	-
3700 Traffic Court	2,657,969	4,486,277	-	4,486,277	1,828,308	68.8%	43	46
Total Unincorporated Fund (272) less reserves	12,513,902	12,403,851	198,869	12,602,720	88,818	0.7%	108	113
Projected Ending Fund Balance	490,993	1,177,181		1,177,181	686,188	139.8%		
Unincorporated Fund (272) Total Bottom Line	13,004,895	13,581,032	198,869	13,779,901	775,006	6.0%	108	113

Hospital/Grady Fund (273)								
9500 Grady	18,544,924	20,403,935	-	20,403,935	1,859,011	10.0%	-	-
Total Hospital/Grady Fund (273) less reserves	18,544,924	20,403,935	-	20,403,935	1,859,011	10.0%	-	-
Projected Ending Fund Balance	1,192,759	205,513		205,513	(987,246)	-82.8%		
Hospital/Grady Fund (273) Total Bottom Line	19,737,683	20,609,448	-	20,609,448	871,765	4.4%	-	-

DeKalb County, Georgia - FY16 Control Sheet

Fund/Department	FY15 Current	Base	Program Mod	FY16 Proposed	Change	Change	Fill/Aug	Funded
Police Fund (274)								
9300 Debt Services	-	-	-	-	-	#DIV/0!	-	-
9100 Non-Departmental	14,141,270	12,386,448	-	12,386,448	(1,754,822)	-12.4%	-	-
4600 Police	97,292,352	97,501,483	1,614,069	99,115,552	1,823,200	1.9%	929	928
Total Police Fund (274) less reserves	111,433,622	109,887,931	1,614,069	111,502,000	68,378	0.1%	929	928
Projected Ending Fund Balance	9,694,139	6,127,467		6,127,467	(3,566,672)	-36.8%		
Police Fund (274) Total Bottom Line	121,127,761	116,015,398	1,614,069	117,629,467	(3,498,294)	-2.9%	929	928
Countywide Debt Fund (410)								
9300 Debt	2,328,500	11,625,700	-	11,625,700	9,297,200	399.3%	-	-
Total Countywide Debt Fund (410) less reserves	2,328,500	11,625,700	-	11,625,700	9,297,200	399.3%	-	-
Projected Ending Fund Balance	2,143,178	1,807,873		1,807,873	(335,305)	-15.6%		
Countywide Debt Fund (410) Total Bottom Line	4,471,678	13,433,573	-	13,433,573	8,961,895	200.4%	-	-
Unincorporated Debt Fund (411)								
9300 Debt	27,540,219	1,452,675	-	1,452,675	(26,087,544)	-94.7%	-	-
Total Unincorporated Debt Fund (411) less reserves	27,540,219	1,452,675	-	1,452,675	(26,087,544)	-94.7%	-	-
Projected Ending Fund Balance	1,475,474	3,723,961		3,723,961	2,248,487	152.4%		
Unincorporated Debt Fund (411) Total Bottom Line	29,015,693	5,176,636	-	5,176,636	(23,839,057)	-82.2%	-	-
Tax Funds Grand Total								
Operations	578,892,538	570,649,202	29,831,258	600,480,460	21,587,922	3.7%	4,348	4,414
Projected Ending Fund Balance	51,961,130	44,921,859	-	44,921,859	(7,039,271)	-13.5%	-	-
Tax Funds Total Bottom Line	630,853,668	615,571,061	29,831,258	645,402,319	14,548,651	2.3%		
Special Revenue Funds								
Development Fund (201)								
5100 Planning & Development	5,660,999	4,978,913	2,189,423	7,168,336	1,507,337	26.6%	34	39
Total Development Fund (201) less reserves	5,660,999	4,978,913	2,189,423	7,168,336	1,507,337	26.6%	34	39
Projected Ending Fund Balance	2,569,885	3,009,587		3,009,587	439,702	17.1%		
Development Fund (201) Total Bottom Line	8,230,884	7,988,500	2,189,423	10,177,923	1,947,039	23.7%	34	39
DCTV/PEG Fund (203)								
10000 Fund Cost Centers	1,047,428	1,047,427	-	1,047,427	(1)	0.0%	1	1
Total PEG (Cable TV) (203) less reserves	1,047,428	1,047,427	-	1,047,427	(1)	0.0%	1	1
Projected Ending Fund Balance	767,505	662,431		662,431	(105,074)	-13.7%		
DCTV/PEG Fund (203) Total Bottom Line	1,814,933	1,709,858	-	1,709,858	(105,075)	-5.8%	1	1

DeKalb County, Georgia - FY16 Control Sheet

Fund/Department	FY15 Current	Base	Program Mod	FY16 Proposed	Change	Change	Fill/Aug	Funded
County Jail Fund (204)								
10000 Fund Cost Centers	1,149,110	1,632,579	-	1,632,579	483,469	42.1%	-	-
Total County Jail Fund (204) less reserves	1,149,110	1,632,579	-	1,632,579	483,469	42.1%	-	-
Projected Ending Fund Balance	18,390	-	-	-	(18,390)	-100.0%	-	-
County Jail Fund (204) Total Bottom Line	1,167,500	1,632,579	-	1,632,579	465,079	39.8%	-	-
Foreclosure Registry Fund (205)								
5100 Planning & Development	437,001	503,871	-	503,871	66,870	15.3%	7	7
Total Foreclosure Registry Fund (205) less reserves	437,001	503,871	-	503,871	66,870	15.3%	7	7
Projected Ending Fund Balance	426,529	170,911	-	170,911	(255,618)	-59.9%	-	-
Foreclosure Registry Fund (205) Total Bottom Line	863,530	674,782	-	674,782	(188,748)	-21.9%	7	7
Victim Assistance Fund (206)								
3100 Victims Assistance	850,000	1,183,347	-	1,183,347	333,347	39.2%	-	-
Total Victim Assistance Fund (206) less reserves	850,000	1,183,347	-	1,183,347	333,347	39.2%	-	-
Projected Ending Fund Balance	-	-	-	-	-	#DIV/0!	-	-
Victim Assistance Fund (206) Total Bottom Line	850,000	1,183,347	-	1,183,347	333,347	39.2%	-	-
Recreation Fund (207)								
6200 Recreation	838,231	799,303	-	799,303	(38,928)	-4.6%	-	-
Total Recreation Fund (207) less reserves	838,231	799,303	-	799,303	(38,928)	-4.6%	-	-
Projected Ending Fund Balance	-	-	-	-	-	#DIV/0!	-	-
Recreation Fund (207) Total Bottom Line	838,231	799,303	-	799,303	(38,928)	-4.6%	-	-
Juvenile Services Fund (208)								
3400 Juvenile Court	143,930	56,533	-	56,533	(87,397)	-60.7%	-	-
Total Juvenile Services Fund (208) less reserves	143,930	56,533	-	56,533	(87,397)	-60.7%	-	-
Projected Ending Fund Balance	-	-	-	-	-	#DIV/0!	-	-
Juvenile Services Fund (208) Total Bottom Line	143,930	56,533	-	56,533	(87,397)	-60.7%	-	-
Drug Abuse Treatment Fund (209)								
2500 Drug Abuse	444,997	422,999	-	422,999	(21,998)	-4.9%	-	-
Total Drug Abuse Treatment Fund (209) less reserves	444,997	422,999	-	422,999	(21,998)	-4.9%	-	-
Projected Ending Fund Balance	-	-	-	-	-	#DIV/0!	-	-
Drug Abuse Treatment Fund (209) Total Bottom Line	444,997	422,999	-	422,999	(21,998)	-4.9%	-	-
Law Enforcement Confiscated Monies Fund (210)								

DeKalb County, Georgia - FY16 Control Sheet

Fund/Department	FY15 Current	Base	Program Mod	FY16 Proposed	Change	Change	Fill/ Aug	Funded
2400 Police	5,636,399	5,422,846	-	5,422,846	(213,553)	-3.8%	-	-
2400 District Attorney	195,250	230,762	-	230,762	35,512	18.2%	-	-
2400 Sheriff	1,232,603	814,629	-	814,629	(417,974)	-33.9%	-	-
Total Law Enforce Conf Monies Fund (210) les	7,064,252	6,468,237	-	6,468,237	(596,015)	-8.4%	-	-
Projected Ending Fund Balance	-	-	-	-	-	#DIV/0!	-	-
Law Enforc Conf Monies Fund (210) Total Bott	7,064,252	6,468,237	-	6,468,237	(596,015)	-8.4%	-	-
Street Lights Fund (211)								
5400 Transportation (Public Works)	4,898,880	5,697,942	-	5,697,942	799,062	16.3%	1	1
Total Street Lights Fund (211) less reserves	4,898,880	5,697,942	-	5,697,942	799,062	16.3%	1	1
Projected Ending Fund Balance	1,589,793	-	-	-	(1,589,793)	-100.0%	-	-
Street Lights Fund (211) Total Bottom Line	6,488,673	5,697,942	-	5,697,942	(790,731)	-12.2%	1	1
Speed Humps Fund (212)								
5700 Public Works - Roads & Drainage	379,272	385,545	-	385,545	6,273	1.7%	2	3
Total Speed Humps Fund (212) less reserves	379,272	385,545	-	385,545	6,273	1.7%	2	3
Projected Ending Fund Balance	1,313,457	1,290,184	-	1,290,184	(23,273)	-1.8%	-	-
Speed Humps Fund (212) Total Bottom Line	1,692,729	1,675,729	-	1,675,729	(17,000)	-1.0%	2	3
E-911 Fund (215)								
02600 E-911	12,885,857	13,539,484	1,248,954	14,788,438	1,902,581	14.8%	96	131
Total E-911 Fund (215) less reserves	12,885,857	13,539,484	1,248,954	14,788,438	1,902,581	14.8%	96	131
Projected Ending Fund Balance	-	-	-	-	-	#DIV/0!	-	-
E-911 Fund (215) Total Bottom Line	12,885,857	13,539,484	1,248,954	14,788,438	1,902,581	14.8%	96	131
Hotel/Motel Tax Fund (275)								
10000 Hotel/Motel Tax	5,000,000	6,867,042	-	6,867,042	1,867,042	37.3%	-	-
Total Hotel/Motel Tax Fund (275) less reserves	5,000,000	6,867,042	-	6,867,042	1,867,042	37.3%	-	-
Projected Ending Fund Balance	1,867,042	-	-	-	(1,867,042)	-100.0%	-	-
Hotel/Motel Tax Fund (275) Total Bottom Line	6,867,042	6,867,042	-	6,867,042	-	0.0%	-	-
Rental Car Tax Fund (280)								
10000 Rental Car Tax	708,375	712,625	-	712,625	4,250	0.6%	-	-
Total Rental Car Tax Fund (280) less reserves	708,375	712,625	-	712,625	4,250	0.6%	-	-
Projected Ending Fund Balance	447,784	316,800	-	316,800	(130,984)	-29.3%	-	-
Rental Car Tax Fund (280) Total Bottom Line	1,156,159	1,029,425	-	1,029,425	(126,734)	-11.0%	-	-
Special Revenue Funds Grand Total								
Operations	41,508,332	44,295,847	3,438,377	47,734,224	6,225,892	15.0%	141	182

DeKalb County, Georgia - FY16 Control Sheet

Fund/Department	FY15 Current	Base	Program Mod	FY16 Proposed	Change	Change	Fill/Aug	Funded
Projected Ending Fund Balance	9,000,385	5,449,913	-	5,449,913	(3,550,472)	-39.4%	-	-
Special Revenue Funds Total Bottom Line	50,508,717	49,745,760	3,438,377	53,184,137	2,675,420	5.3%		

Enterprise Funds

Water & Sewer Operating Fund (511)								
02100 Finance	8,334,055	9,903,847	-	9,903,847	1,569,792	18.8%	72	144
08000 Water & Sewer	135,055,051	137,304,638	5,302,763	142,607,401	7,552,350	5.6%	575	658
08000 Transfer R&E	106,544,371	100,726,452	-	100,726,452	(5,817,919)	-5.5%	-	-
08000 Transfer Sinking Fund	51,728,420	52,860,297	-	52,860,297	1,131,877	2.2%	-	-
Total Water & Sewer Operating Fund (511) les	301,661,897	300,795,234	5,302,763	306,097,997	4,436,100	1.5%	647	802
Projected Ending Fund Balance	7,539,693	7,539,693	-	7,539,693	-	0.0%		
Water & Sewer Operating Fund (511) Total Bo	309,201,590	308,334,927	5,302,763	313,637,690	4,436,100	1.4%	647	802

Watershed Sinking Fund (514)								
08000 Watershed (less Reserves)	66,763,556	67,823,932	-	67,823,932	1,060,376	1.6%	-	-
Total Watershed Sinking Fund (514) less reserv	66,763,556	67,823,932	-	67,823,932	1,060,376	1.6%	-	-
Projected Ending Fund Balance	-	-	-	-	-	#DIV/0!		
Watershed Sinking Fund (514) Total Bottom Li	66,763,556	67,823,932	-	67,823,932	1,060,376	1.6%	-	-

Sanitation Operating Fund (541)								
02100 Finance	223,722	223,700	-	223,700	(22)	0.0%	-	-
08100 Sanitation (Less transfers)	72,349,930	64,897,076	2,223,324	67,120,400	(5,229,530)	-7.2%	633	692
08100 Sanitation (Transfer to CIP)	1,225,177	-	2,350,000	2,350,000	1,124,823	91.8%	-	-
Total Sanitation Operating Fund (541) less rese	73,798,829	65,120,776	4,573,324	69,694,100	(4,104,729)	-5.6%	633	692
Projected Ending Fund Balance	-	-	-	-	-	#DIV/0!		
Sanitation Operating Fund (541) Total Bottom l	73,798,829	65,120,776	4,573,324	69,694,100	(4,104,729)	-5.6%	633	692

Airport Operating Fund (551)								
08200 Airport (Operations)	2,919,262	2,723,693	-	2,723,693	(195,569)	-6.7%	20	23
08200 Airport (Transfer to CIP)	4,005,000	4,500,000	-	4,500,000	495,000	12.4%	-	-
Total Airport Operating Fund (551) less reserv	6,924,262	7,223,693	-	7,223,693	299,431	4.3%	20	23
Projected Ending Fund Balance	6,101,901	3,899,208	-	3,899,208	(2,202,693)	-36.1%		
Airport Operating Fund (551) Total Bottom Li	13,026,163	11,122,901	-	11,122,901	(1,903,262)	-14.6%	20	23

Stormwater Operating Fund (581)								
06700 Stormwater (Opertions)	23,277,936	22,252,267	-	22,252,267	(1,025,669)	-4.4%	85	86
Total Stormwater Operating Fund (581) less re	23,277,936	22,252,267	-	22,252,267	(1,025,669)	-4.4%	85	86
Projected Ending Fund Balance	6,260,996	6,743,306	-	6,743,306	482,310	7.7%		

DeKalb County, Georgia - FY16 Control Sheet

Fund/Department	FY15 Current	Base	Program Mod	FY16 Proposed	Change	Change	Fill/Aug	Funded
Stormwater Operating Fund (581) Total Bottor	29,538,932	28,995,573	-	28,995,573	(543,359)	-1.8%	85	86
Enterprise Funds Grand Total								
Operations	472,426,480	463,215,902	9,876,087	473,091,989	665,509	0.1%	1,385	1,603
Projected Ending Fund Balance	19,902,590	18,182,207	-	18,182,207	(1,720,383)	-8.6%	-	-
Enterprise Funds Total Bottom Line	492,329,070	481,398,109	9,876,087	491,274,196	(1,054,874)	-0.2%		
Internal Services Fund								
Vehicle Maintenance Fund (611)								
01200 Fleet	30,560,063	31,508,331	-	31,508,331	948,268	3.1%	142	146
Total Vehicle Maintenance Fund (611) less resc	30,560,063	31,508,331	-	31,508,331	948,268	3.1%	142	146
Projected Ending Fund Balance	-	-	-	-	-	#DIV/0!		
Vehicle Maintenance Fund (611) Total Bottom	30,560,063	31,508,331	-	31,508,331	948,268	3.1%	142	146
Vehicle Replacement Fund (621)								
01300 Fleet	80,841,592	47,261,500	-	47,261,500	(33,580,092)	-41.5%	-	-
Total Vehicle Replacement Fund (621) less resc	80,841,592	47,261,500	-	47,261,500	(33,580,092)	-41.5%	-	-
Projected Ending Fund Balance	11,690,508	9,627,107	-	9,627,107	(2,063,401)	-17.7%		
Vehicle Replacement Fund (621) Total Bottom	92,532,100	56,888,607	-	56,888,607	(35,643,493)	-38.5%	-	-
Risk Management Fund (631)								
00000 Risk	118,394,864	106,649,667	-	106,649,667	(11,745,197)	-9.9%	-	-
Total Risk Management Fund (631) less reserv	118,394,864	106,649,667	-	106,649,667	(11,745,197)	-9.9%	-	-
Projected Ending Fund Balance	-	6,655,340	-	6,655,340	6,655,340	#DIV/0!		
Risk Management Fund (631) Total Bottom Lir	118,394,864	113,305,007	-	113,305,007	(5,089,857)	-4.3%	-	-
Workers Compensation Fund (632)								
00000 Workers Comp	12,059,101	5,919,656	-	5,919,656	(6,139,445)	-50.9%	-	1
Total Workers Compensation Fund (631) less r	12,059,101	5,919,656	-	5,919,656	(6,139,445)	-50.9%	-	1
Projected Ending Fund Balance	-	-	-	-	-	#DIV/0!		
Workers Compensation Fund (632) Total Bottc	12,059,101	5,919,656	-	5,919,656	(6,139,445)	-50.9%	-	1
Internal Services Funds Grand Total								
Operations	241,855,620	191,339,154	-	191,339,154	(50,516,466)	-20.9%	142	147
Projected Ending Fund Balance	11,690,508	16,282,447	-	16,282,447	4,591,939	39.3%	-	-
Internal Services Funds Total Bottom Line	253,546,128	207,621,601	-	207,621,601	(45,924,527)	-18.1%		

DeKalb County, Georgia - FY16 Control Sheet

Fund/Department	FY15 Current	Base	Program Mod	FY16 Proposed	Change	Change	Fill/Aug	Funded
Revenue Bonds Lease Payment Funds								
Building Authority (Juvenile) Lease Payments (412)								
9300 Debt	1,550,053	3,726,694	-	3,726,694	2,176,641	140.4%	-	-
Total Building Authority Lease Payment (412)	1,550,053	3,726,694	-	3,726,694	2,176,641	140.4%		
Projected Ending Fund Balance	1,329,721	-	-	-	(1,329,721)	-100.0%		
Building Authority Lease Payments (412) Total	2,879,774	3,726,694	-	3,726,694	846,920	29.4%		
Public Safety & Judicial Facility Authority Fund (413)								
9300 Debt	925,101	1,620,297	-	1,620,297	695,196	75.1%	-	-
Total Pub Safe & Jud Fac Authority (413) less r	925,101	1,620,297	-	1,620,297	695,196	75.1%		
Projected Ending Fund Balance	2,252,862	651,206	-	651,206	(1,601,656)	-71.1%		
Pub Safe & Jud Fac Authorit (413) Total Bottom	3,177,963	2,271,503	-	2,271,503	(906,460)	-28.5%		
Urban Redevelopment Agency Bonds Fund (414)								
9300 Debt	748,178	737,744	-	737,744	(10,434)	-1.4%	-	-
Total Urban Redev Agency Bonds (414) less re	748,178	737,744	-	737,744	(10,434)	-1.4%		
Projected Ending Fund Balance	84,936	-	-	-	(84,936)	-100.0%		
Urban Redev Agency Bonds (414) Total Bottom	833,114	737,744	-	737,744	(95,370)	-11.4%		
Revenue Bond Funds Grand Total								
Operations	3,223,332	6,084,735	-	6,084,735	2,861,403	88.8%	-	-
Projected Ending Fund Balance	3,667,519	651,206	-	651,206	(3,016,313)	-82.2%	-	-
Revenue Bond Funds Total Bottom Line	6,890,851	6,735,941	-	6,735,941	(154,910)	-2.2%		
Operating Funds Grand Total								
Operating Funds Only	1,337,906,302	1,275,584,840	43,145,722	1,318,730,562	(19,175,740)	-1.4%	6,016	6,346
Projected Ending Fund Balance	96,222,132	85,487,632	-	85,487,632	(10,734,500)	-11.2%	-	-
Operating Funds Total Bottom Line	1,434,128,434	1,361,072,472	43,145,722	1,404,218,194	(29,910,240)	-2.1%		

DeKalb County, Georgia - FY16 Tax Funds Roll Up

FY16 As Passed	Starting Fund Balance	Revenue	Expenses	Ending Fund Balance	Months	One Month	Millage
General Fund (100)	43,012,228	327,002,127	341,532,984	28,481,371	1.00	28,461,082	8.7600
Fire (270)	1,056,803	59,185,337	59,910,070	332,070	0.07	4,992,506	2.5700
Designated (271)	286,113	44,230,686	41,450,376	3,066,423	0.89	3,454,198	2.3000
Unincorp (272)	1,906,524	11,873,377	12,602,720	1,177,181	1.12	1,050,227	-
Hospital (273)	1,210,619	19,398,829	20,403,935	205,513	0.12	1,700,328	0.7400
Police (274)	(2,687,608)	120,317,075	111,502,000	6,127,467	0.66	9,291,833	5.9500
Countywide Bond (410)	2,799,428	10,634,145	11,625,700	1,807,873	1.87	968,808	0.4800
Unincorporated Bond (411)	3,240,436	1,936,200	1,452,675	3,723,961	30.76	121,056	0.0100
	50,824,543	594,577,776	600,480,460	44,921,859	0.90	50,040,038	20.810
Active Funds Only	43,574,060	562,608,602	566,998,150	39,184,512	0.83	47,249,846	
Police/Desig/Uni Funds	(494,971)	176,421,138	165,555,096	10,371,071	0.75	13,796,258	

FY16 Amended Budget	Starting Fund Balance	Revenue	Expenses	Ending Fund Balance	Months	One Month	Millage
General Fund (100)	43,012,228	327,002,127	340,983,335	29,031,020	1.02	28,415,278	8.7600
Fire (270)	1,056,803	59,185,337	58,686,750	1,555,390	0.32	4,890,563	2.5700
Designated (271)	286,113	44,230,686	41,450,376	3,066,423	0.89	3,454,198	2.3000
Unincorp (272)	1,906,524	11,873,377	12,602,720	1,177,181	1.12	1,050,227	-
Hospital (273)	1,210,619	19,398,829	20,403,935	205,513	0.12	1,700,328	0.7400
Police (274)	(2,687,608)	120,317,075	109,887,931	7,741,536	0.85	9,157,328	5.9500
Countywide Bond (410)	2,799,428	10,634,145	11,625,700	1,807,873	1.87	968,808	0.4800
Unincorporated Bond (411)	3,240,436	1,936,200	1,452,675	3,723,961	30.76	121,056	0.0100
	50,824,543	594,577,776	597,093,422	48,308,897	0.97	49,757,785	20.810
Active Funds Only	43,574,060	562,608,602	563,611,112	42,571,550	0.91	46,967,593	
Police/Desig/Uni Funds	(494,971)	176,421,138	163,941,027	11,985,140	0.88	13,661,752	

FY16 Proposed Budget	Starting Fund Balance	Revenue	Expenses	Ending Fund Balance	Months	One Month	Millage
General Fund (100)	40,786,157	316,356,743	331,072,863	26,070,037	0.94	27,589,405	8.2600
Fire (270)	909,793	58,774,497	58,686,750	997,540	0.20	4,890,563	2.5700
Designated (271)	2,350,780	40,560,051	41,125,482	1,785,349	0.52	3,427,124	2.1200
Unincorp (272)	(8,034,327)	21,064,228	12,501,744	528,157	0.51	1,041,812	-
Hospital (273)	2,336,449	17,640,379	19,920,686	56,142	0.03	1,660,057	0.6500
Police (274)	932,312	112,768,510	110,210,001	3,490,821	0.38	9,184,167	5.9800
Countywide Bond (410)	1,619,158	10,634,145	11,625,700	627,603	0.65	968,808	0.4800
Unincorporated Bond (411)	2,905,906	14,575,688	15,667,469	1,814,125	1.39	1,305,622	0.7500
	43,806,228	592,374,241	600,810,695	35,369,774	0.71	50,067,558	20.810
Active Funds Only	36,944,715	549,524,029	553,596,840	32,871,904	0.71	46,133,070	
Police/Desig/Uni Funds	(4,751,235)	174,392,789	163,837,227	5,804,327	0.43	13,653,102	

History of DeKalb County Millage Rates

		FY07	FY08	FY09	FY10	FY11	FY12	FY13	FY14	FY15	FY16
Include (a.k.a. General Fund):											
General		7.540	7.990	8.000	8.000	9.430	10.430	10.710	8.220	10.390	8.760
Include (except Decatur and Atlanta):											
Fire		2.610	2.540	2.460	2.460	2.700	3.290	2.820	2.870	2.750	2.570
Include County Bonds for everyone; Unincorporated if Unincorporated (exceptions for Dunwoody, Brookhaven, and Tucker):											
Unincorporated Debt Service		1.630	1.450	1.370	1.370	0.940	1.720	1.920	1.670	0.630	0.010
Countywide Debt Service		0.530	0.510	0.570	0.570	0.870	0.700	-	0.010	0.010	0.480
Atlanta	Old Special Tax District	-	-	-	-	-	-	-	-	-	-
Avondale	Old Special Tax District	2.140	2.100	2.120	-	-	-	-	-	-	-
Brookhaven	Old Special Tax District	-	-	-	-	-	-	-	-	-	-
Chamblee	Old Special Tax District	0.870	0.850	0.860	-	-	-	-	-	-	-
Clarkston	Old Special Tax District	1.800	1.770	1.790	-	-	-	-	-	-	-
Decatur	Old Special Tax District	1.140	1.120	1.130	-	-	-	-	-	-	-
Doraville	Old Special Tax District	1.200	1.180	1.200	-	-	-	-	-	-	-
Dunwoody	Old Special Tax District	-	-	-	-	-	-	-	-	-	-
Lithonia	Old Special Tax District	1.870	1.840	1.860	-	-	-	-	-	-	-
Pine Lake	Old Special Tax District	2.140	2.100	2.120	-	-	-	-	-	-	-
Stone Mountain	Old Special Tax District	1.600	1.580	1.590	-	-	-	-	-	-	-
Unincorporated	Old Special Tax District	2.870	2.740	2.460	-	-	-	-	-	-	-
Atlanta	Parks	-	-	-	-	-	-	-	-	-	-
Avondale	Parks	-	-	-	0.180	-	-	-	-	-	-
Brookhaven	Parks	-	-	-	-	-	-	-	-	-	-
Chamblee	Parks	-	-	-	0.180	-	-	-	-	-	-
Clarkston	Parks	-	-	-	0.180	-	-	-	-	-	-
Decatur	Parks	-	-	-	0.180	-	-	-	-	-	-
Doraville	Parks	-	-	-	0.180	-	-	-	-	-	-
Dunwoody	Parks	-	-	-	-	-	-	-	-	-	-
Lithonia	Parks	-	-	-	0.180	0.200	0.140	0.160	0.200	0.210	0.230
Pine Lake	Parks	-	-	-	0.180	0.200	0.140	0.160	0.200	0.210	0.230
Stone Mountain	Parks	-	-	-	0.180	-	-	-	-	-	-
Unincorporated	Parks	-	-	-	0.180	0.200	0.140	0.320	0.490	0.400	0.400
Atlanta	Roads	-	-	-	-	-	-	-	-	-	-
Avondale	Roads	-	-	-	0.280	0.250	0.160	0.190	0.270	0.370	0.410
Brookhaven	Roads	-	-	-	-	-	-	-	-	-	-
Chamblee	Roads	-	-	-	0.280	0.250	0.160	0.190	0.270	0.370	-
Clarkston	Roads	-	-	-	0.280	0.250	0.160	0.190	0.270	0.370	0.410
Decatur	Roads	-	-	-	0.280	0.250	0.160	0.190	0.270	0.370	0.410
Doraville	Roads	-	-	-	0.280	0.250	0.160	0.190	0.270	0.370	0.410
Dunwoody	Roads	-	-	-	-	-	-	-	-	-	-
Lithonia	Roads	-	-	-	0.280	0.250	0.160	0.190	0.270	0.370	0.410
Pine Lake	Roads	-	-	-	0.280	0.250	0.160	0.190	0.270	0.370	0.410
Stone Mountain	Roads	-	-	-	0.280	0.250	0.160	0.190	0.270	0.370	0.410
Unincorporated	Roads	-	-	-	0.280	0.250	0.160	0.390	0.970	1.050	1.900

History of DeKalb County Millage Rates

		FY07	FY08	FY09	FY10	FY11	FY12	FY13	FY14	FY15	FY16
Atlanta	Police - Basic	-	-	-	-	-	-	-	-	-	-
Avondale	Police - Basic	-	-	-	1.590	1.370	1.320	2.470	-	-	-
Brookhaven	Police - Basic	-	-	-	-	-	-	-	-	-	-
Chamblee	Police - Basic	-	-	-	0.380	-	-	-	-	-	-
Clarkston	Police - Basic	-	-	-	1.280	1.110	1.080	2.040	1.760	1.550	1.690
Decatur	Police - Basic	-	-	-	0.640	-	-	-	-	-	-
Doraville	Police - Basic	-	-	-	0.710	-	-	-	-	-	-
Dunwoody	Police - Basic	-	-	-	-	-	-	-	-	-	-
Lithonia	Police - Basic	-	-	-	1.340	1.160	1.130	2.120	2.050	1.620	1.770
Pine Lake	Police - Basic	-	-	-	1.590	1.370	1.320	2.470	2.390	1.920	2.100
Stone Mountain	Police - Basic	-	-	-	1.080	-	-	-	-	-	-
Unincorporated	Police - Basic	-	-	-	2.920	4.500	3.570	3.490	5.160	4.220	5.480
Atlanta	Police - Non-Basic	-	-	-	-	-	-	-	-	-	-
Avondale	Police - Non-Basic	-	-	-	0.070	0.440	0.440	0.690	0.620	0.600	0.660
Brookhaven	Police - Non-Basic	-	-	-	-	-	-	-	-	-	-
Chamblee	Police - Non-Basic	-	-	-	0.020	0.110	0.130	0.240	0.190	0.160	0.280
Clarkston	Police - Non-Basic	-	-	-	0.050	0.350	0.360	0.580	0.500	0.490	0.530
Decatur	Police - Non-Basic	-	-	-	0.030	0.180	0.200	0.330	0.280	0.260	0.280
Doraville	Police - Non-Basic	-	-	-	0.030	-	-	-	-	-	-
Dunwoody	Police - Non-Basic	-	-	-	-	-	-	-	-	-	-
Lithonia	Police - Non-Basic	-	-	-	0.060	0.370	0.370	0.600	0.530	0.510	0.560
Pine Lake	Police - Non-Basic	-	-	-	0.070	0.440	0.440	0.690	0.620	0.600	0.660
Stone Mountain	Police - Non-Basic	-	-	-	0.050	0.300	0.310	0.500	0.440	0.420	0.460
Unincorporated	Police - Non-Basic	-	-	-	0.120	1.440	0.260	0.760	1.020	0.470	0.470
Include Hospital:											
Hospital		0.890	0.840	0.960	0.960	0.880	0.940	0.800	0.800	0.890	0.740
Total Unincorporated		16.070	16.070	15.820	16.860	21.210	21.210	21.210	21.210	20.810	20.810
Atlanta		8.960	9.340	9.530	9.530	11.180	12.070	11.510	9.030	11.290	9.980
Avondale		13.710	13.980	14.110	14.110	15.940	17.280	17.680	12.790	15.010	13.620
Brookhaven		-	-	-	-	-	-	16.250	13.560	14.660	12.080
Chamblee		12.440	12.730	12.850	12.850	14.240	15.650	14.760	12.360	14.570	12.830
Clarkston		13.370	13.650	13.780	13.780	15.590	16.960	17.140	14.430	16.450	15.180
Decatur		10.100	10.460	10.660	10.660	11.610	12.430	12.030	9.580	11.920	10.670
Doraville		12.770	13.060	13.190	13.190	14.130	15.520	14.520	12.170	14.410	12.960
Dunwoody		-	-	13.360	13.360	14.820	17.080	16.250	13.570	14.670	12.560
Lithonia		13.440	13.720	13.850	13.850	15.860	17.160	17.400	14.950	16.750	15.520
Pine Lake		13.710	13.980	14.110	14.110	16.140	17.420	17.840	15.380	17.140	15.950
Stone Mountain		13.170	13.460	13.580	13.580	14.430	15.830	15.020	12.610	14.830	13.420
Unincorporated		16.070	16.070	15.820	16.860	21.210	21.210	21.210	21.210	20.810	20.810

DeKalb County, Georgia Capital Improvement Plan

Project No.	Project Description	FY 2016 Recommended	FY 2017	FY 2018	FY 2019	FY 2020
2015-043	Police - Renovation (West Exchange Place)			235,165		
2015-044	Police - Construction (Training Facility)			1,500,000	1,780,000	2,060,000
2015-045	Police - Renovation (East Precinct)			664,835	223,728	600,592
2015-047	Police - Equipment (purchase new patrol cars, Phase III)				896,272	239,408
2015-042	Roads & Drainage - Construction (Road Resurfacing at various locations)	3,991,824	2,000,000	2,000,000	2,000,000	2,000,000
2015-032	Transportation - Construction (sidewalk at Flat Shoals/Henderson/Salem)	400,000				
2015-034	Transportation - Construction (sidewalk at Northlake Area)	300,000				
2015-035	Transportation - Construction (Intersection Panola Road at S. Stone Mountain)		300,000			
2015-036	Transportation - Equipment (Railroad Preemption at E. Ponce and N. Clarendon/Goldsmith)		100,000	500,000		
2015-037	Transportation - Equipment (Traffic Signals at Redan Road and S. Stone Mountain)		300,000			
2015-039	Transportation - Construction (South River Trail Phase V)		400,000			
2015-041	Transportation - Construction (road widening at Turner Hill Road)		1,800,000			
2015-050	Transportation - Construction (Lithonia Industrial Blvd Ext. PH3)	200,000				
HOST		4,891,824	4,900,000	4,900,000	4,900,000	4,900,000
2015-023	Clerk of Superior Court - Software (Case Management System)	537,782	537,782	267,447	270,335	
2015-004	Facilities Management - Equipment (Backflow Preventers Installation)		300,000			
2015-005	Facilities Management - Equipment (Bldg Automation Systems Upgrades)		200,000	400,000		
2015-006	Facilities Management - Equipment Replacement HVAC Units		92,000			
2015-007	Facilities Management - Renovation at Judicial Tower & Clark Harrison Bldg				430,000	
2015-048	Facilities Management - Renovation at Tucker Library	350,000				
2015-057	Human Services - Construction (Tobie Grant Intergenerational Ctr)	900,000	5,386,000			
2015-058	Human Services - Construction (Lithonia Senior Center)	4,000,000				
2015-008	Innovation Technology - Software (Implement Pretrial Services)			See Project No 2015-028		
2015-009	Innovation Technology - Software (PeopleSoft Cloud Migration)		100,000	400,000	2,000,000	500,000
2015-010	Innovation Technology - Software (Tyler Odyssey Jail Management for Sheriff's Office)			76,190	149,764	200,000
2015-011	Innovation Technology - Software (Tyler Odyssey for Probate Court)	560,604				
2015-013	Innovation Technology - Website Redesign	235,000				
2015-014	Innovation Technology - Software and PC Replacement	1,000,000	957,300			
2015-024	Innovation Technology - Software (Tracker & Odyssey Interface for Solicitor)	200,000				

DeKalb County, Georgia Capital Improvement Plan

Project No.	Project Description	FY 2016 Recommended	FY 2017	FY 2018	FY 2019	FY 2020
2015-028	Innovation Technology/ Magistrate Court - Software (Case Management System)	256,120				
2015-021	Juvenile Court - Construction (Office Space)					235,800
2015-001	Law - Office move					540,000
2015-059	Library - Construction (Wade Walker Library)	3,000,000				
2015-060	Library - Other (Books/Materials)	600,000	1,000,000			
2015-026	Medical Examiner - Renovation (Security Fencing)	130,000				
2015-027	Medical Examiner - Software (Case Management System)					224,497
2015-016	Property Appraisal - Software (Imagery Project Phase II)			714,271		
2015-018	Sheriff - Renovation/Repair (Facility Maintenance Projects)			985,721	590,085	
2015-019	Sheriff - Equipment (Fire Alarm System Upgrade)	100,000				799,291
2015-022	Superior Court - Renovation (Multi-Purpose Room Re-design)				170,898	179,102
2015-017	Tax Commissioner - Software (Interactive Voice Response System [IVR])			200,000		
General		11,869,506	8,573,082	3,043,629	3,611,082	2,678,690
2015-029	Fire & Rescue - Renovation/Repair at various fire stations				103,728	500,000
2015-030	Fire & Rescue - Renovation (Security Fencing at various fire stations)					150,000
2015-031	Fire & Rescue - Equipment (purchase rapid response units)		750,000			
Fire		-	750,000	-	103,728	650,000
2015-046	Police - Equipment (Uniform Officer Body Cameras)		1,000,000			
Police		-	1,000,000	-	-	-
2015-033	Transportation - Construction (sidewalks at Glenwood Road)	1,800,000				
2015-038	Transportation - Construction (road improvement at Rockbridge Road)	300,000				
2015-039	Transportation - Construction (South River Trail Phase V)	150,000				
2015-040	Transportation - Construction (sidewalk at S. Stone Mountain Lithonia)	500,000				
2015-051	Transportation - Construction (sidewalks, locations TBD)	450,000				
2015-052	Parks & Recreation - Deferred Maintenance (various locations)	824,894	983,437			
2015-053	Parks & Recreation - Ellenwood	400,000	400,000			
2015-054	Human Services - Lou Walker	100,000	100,000			
2015-055	Facilities Management - Project Management	200,000	300,000			
Designated		4,724,894	1,783,437	-	-	-
Tax Funds		21,486,224	17,006,519	7,943,629	8,614,810	8,228,690

DeKalb County, Georgia Capital Improvement Plan

Project No.	Project Description	FY 2016 Recommended	FY 2017	FY 2018	FY 2019	FY 2020
2015-001-W	Watershed Management - Various	1,345,013				
Water & Sewer		1,345,013	-	-	-	8,228,690
2015-001-S	Sanitation - Construction (Gas extraction wells at Seminole Rd landfill)		1,250,000			
2015-002-S	Sanitation - Renovation (Bldg modification/relocation of staff at Fairlake Drive [Lot S.])			1,200,000		
2015-003-S	Sanitation - Professional Svc. (Environmental Eng. needed at Seminole Rd landfill)	350,000	650,000			
2015-004-S	Sanitation - Professional Svc. (Environmental monitoring svc at Seminole Rd landfill)	500,000	1,000,000			
2015-005-S	Sanitation - Construction (Consolidate trailers at Leroy Scott Dr.)			1,500,000		
2015-006-S	Sanitation - Construction (Ward Lake redevelopment, administrative bldg)	1,500,000		500,000		
Sanitation		2,350,000	2,900,000	3,200,000	-	-
2015-001-A	Airport - Various	4,500,000				
Airport		4,500,000	-	-	-	-
2015-001-P	Planning - Software (Hansen)	153,142				
2015-002-P	Planning - Technology (Project Dox)	94,348				
2015-003-P	Planning - Software (Enhancements to Hansen)	1,500,000				
Development Total		1,747,490	-	-	-	-
2015-001-F	Fleet Management - Renovation (4203 Clevemont Rd Seminole Site - E)				2,108,068	
Fleet		-	-	-	2,108,068	-
2015-TBD	Police - East Precinct	3,000,000				
2015-056	Animal Control - Construction (Animal Shelter)	8,660,000				
Other (COPS)		11,660,000	-	-	-	-
Total		43,088,727	19,906,519	11,143,629	10,722,878	16,457,380

DeKalb County, Georgia - 2016 Vehicle Replacement Schedule

Fund/Department	Category	Cost	Count	Type
Tax Funds				
General (100)				
06900	Cooperative Extension			
	Truck, Van, 12 Passenger	32,500	1	Replacement
	Truck, Van, Cargo, 1 Ton	32,500	1	Replacement
01100	Facilities			
	Automobile, Sport Utility	25,000	1	Replacement
	Truck, C&C, Flatbed	28,500	1	Replacement
	Truck, Pickup, 3/4 Ton	50,000	2	Replacement
	Truck, Van, Cargo, 1 Ton	31,000	1	Replacement
	Truck, Van, Cargo, 3/4 Ton	57,000	2	Replacement
02100	Finance			
	Records			
	Truck, Van, Cargo, 3/4 Ton	35,000	1	Replacement
	Risk Mgmt			
	Automobile, Sedan, Administrative	23,500	1	Replacement
	Risk Mgmt			
	Automobile, Sport Utility	21,000	1	Replacement
04900	Fire (See DEMA)			
	Automobile, Sedan, Police Package	30,500	1	Replacement
	Automobile, Sport Utility	30,500	1	Replacement
	Truck, Pickup, 1 Ton	250,000	1	Replacement
01600	IT			
	Automobile, Sport Utility	69,000	3	Replacement
03400	Juvenile Court			
	Automobile, Sedan, Administrative	25,000	1	Replacement
04300	Medical Examiner			
	Automobile, Sedan, Police Package	25,000	1	Replacement
05100	Planning			
	Automobile, Sport Utility	63,000	3	Replacement
04600	Police (see Animal Control)			
	Automobile, Sedan, Administrative	31,500	1	Replacement
	Truck, Pickup, 3/4 Ton	220,000	4	Replacement
	Truck, Van, 15 Passenger	42,000	1	Replacement
	Truck, Van, Cargo, 3/4 Ton	82,500	2	Replacement
03200	Sheriff			
	Automobile, Police Package, Charger	27,000	1	Replacement
	Automobile, Sedan, Police Package	62,000	2	Replacement
	Automobile, Sport Utility	107,000	3	Replacement
	Bus	540,000	3	Replacement
	Truck, Van, Cargo, 1 Ton	60,000	1	Replacement
03800	Solicitor			
	Automobile, Sedan, Administrative	25,000	1	Replacement
Total General Fund (100) Total Bottom Line		2,026,000	42	
Fire Fund (270)				
04900	Fire			
	Automobile, Sport Utility	30,500	1	Replacement
	Fire Truck, Misc	850,000	1	Replacement
	Fire Truck, Pumper	590,000	1	Replacement
	Truck, Van, 15 Passenger	35,500	1	Replacement
Fire Fund (270) Total Bottom Line		1,506,000	4	

DeKalb County, Georgia - 2016 Vehicle Replacement Schedule

Fund/Department	Category	Cost	Count	Type
Tax Funds				
Designated Fund (271)				
06100	Parks			
	Aerator	6,000	1	Replacement
	Automobile, Sport Utility	76,500	3	Replacement
	Miscellaneous Equipment	10,000	1	Replacement
	Mower	60,000	3	Replacement
	Rake	6,000	1	Replacement
	Trailer	20,000	1	Replacement
	Truck, C&C, 12 Yard Dump	165,000	1	Replacement
	Truck, C&C, 5 Yard Dump, 6 Yard Dump	110,000	1	Replacement
	Truck, C&C, Flatbed	160,000	4	Replacement
	Truck, Crew Cab, 12ft Flat Bed, w/Air Co	135,000	1	Replacement
	Truck, Pickup, 1 Ton	120,000	3	Replacement
	Truck, Pickup, 1/2 Ton	70,000	2	Replacement
	Truck, Pickup, 3/4 Ton	35,000	1	Replacement
	Truck, Van, 15 Passenger	62,000	2	Replacement
	Truck, Van, Cargo, 1 Ton	31,000	1	Replacement
05700	Roads & Drainage			
	Asphalt Equipment	545,000	1	Replacement
	Automobile, Sedan, Administrative	25,000	1	Replacement
	Automobile, Sport Utility	69,000	3	Replacement
	Mower	145,000	1	Replacement
	Roller	309,500	3	Replacement
	Truck, Bucket Electric	135,000	1	Replacement
	Truck, C&C, 12 Yard Dump	1,155,000	7	Replacement
	Truck, Pickup, 1/2 Ton	175,000	5	Replacement
	Truck, Pickup, 3/4 Ton	76,000	2	Replacement
05400	Transportation			
	Automobile, Sport Utility	75,000	3	Replacement
	Truck, Pickup, 1/2 Ton	25,000	1	Replacement
	Truck, Pickup, 3/4 Ton	27,500	1	Replacement
	Truck, Van, 12 Passenger	32,500	1	Replacement
Designated Fund (271) Total Bottom Line		3,861,000	56	
Unincorporated Fund (272)				
05100	Planning			
	Truck, Pickup, 1/2 Ton	42,000	2	Replacement
Unincorporated Fund (272) Total Bottom Line		42,000	2	
Police Fund (274)				
04600	Police			
	Automobile, Police Package, Charger	31,500	1	Replacement
	Automobile, Sedan, Administrative	409,500	13	Replacement
	Automobile, Sedan, Police Package	1,134,000	36	Replacement
	Automobile, Sport Utility	75,500	2	Replacement
	Truck, Pickup, 1/2 Ton	50,000	2	Replacement
	Truck, Van, 15 Passenger	42,000	1	Replacement
	Truck, Van, Cargo, 3/4 Ton	75,000	1	Replacement
Police Fund (274) Total Bottom Line		- 1,817,500	56	

DeKalb County, Georgia - 2016 Vehicle Replacement Schedule

Fund/Department	Category	Cost	Count	Type
Tax Funds				
Tax Funds Grand Total				
Operations		9,252,500	160	
Special Revenue Funds				
Development Fund (201)				
05100	Planning & Development			
	Automobile, Sport Utility	23,000	1	Replacement
	Truck, Pickup, 3/4 Ton	27,500	1	Replacement
Development Fund (201) Total Bottom Line		50,500	2	
Special Revenue Funds Grand Total				
Operations		50,500	2	
Enterprise Funds				
Water & Sewer Operating Fund (511)				
02100	Finance			
	Automobile, Sedan, Administrative	19,500	1	Replacement
	Truck, Pickup, 1/2 Ton	63,000	3	Replacement
	Truck, Van, 8 Passenger	35,000	1	Replacement
08000	Water & Sewer			
	Automobile, Sedan, Administrative	25,000	1	Replacement
	Automobile, Sport Utility	27,500	1	Replacement
	Skidsteer	455,000	2	Replacement
	Tractor, Loader, Back Hoe	383,000	3	Replacement
	Trailer	40,000	2	Replacement
	Truck, Pickup, 1/2 Ton	28,000	1	Addition
	Truck, Pickup, 1/2 Ton	210,000	7	Replacement
	Truck, Pickup, 3/4 Ton	277,000	8	Replacement
	Truck, Van, 12 Passenger	32,500	1	Replacement
	Truck, Van, 8 Passenger	32,500	1	Replacement
	Truck, Van, Cargo, 1 Ton	125,000	4	Replacement
	Truck, Van, Cargo, 3/4 Ton	89,500	3	Replacement
Water & Sewer Operating Fund (511) Total Bottom Line		1,842,500	39	
Sanitation Operating Fund (541)				
08100	Sanitation			
	Compactor, Landfill	400,000	1	Replacement
	Compost Equipment	400,000	1	Replacement
	Mower	327,000	7	Replacement
	Off Road Dumps	2,100,000	3	Replacement
	Tractor, Bush Hog	20,000	1	Replacement
	Tractor, Crawler	350,000	1	Replacement
	Tractor, Dozer	350,000	1	Replacement

DeKalb County, Georgia - 2016 Vehicle Replacement Schedule

Fund/Department	Category	Cost	Count	Type
Tax Funds				
	Truck, C&C,Lubrication Truck	425,000	1	Replacement
	Truck, Grappler	1,470,000	5	Replacement
	Truck, Pickup, 1/2 Ton	228,000	6	Replacement
	Truck, Refuse, C&C, Front Loader	1,740,000	6	Replacement
	Truck, Refuse, C&C, Rear Loader	6,532,000	24	Replacement
	Truck, Van, 15 Passenger	216,000	4	Replacement
	Truck,W/Roll-off Hoist 30 Ton Capacity	410,000	2	Replacement
Sanitation Operating Fund (541)Total Bottom Line		14,968,000	63	
Airport Operating Fund (551)				
08200	Airport (Operations)			
	Automobile, Sport Utility	27,500	1	Replacement
	Truck, Pickup, 1/2 Ton	38,000	1	Replacement
	Truck, Pickup, 3/4 Ton	38,000	1	Replacement
Airport Operating Fund (551) Total Bottom Line		103,500	3	
Stormwater Operating Fund (581)				
06700	Stormwater (Opertions)			
	Truck, C&C, 12 Yard Dump	330,000	2	Replacement
	Truck, Pickup, 1/2 Ton	140,000	4	Replacement
Stormwater Operating Fund (581) Total Bottom Line		470,000	6	
Enterprise Funds Grand Total				
Operations		17,384,000	111	
Internal Services Fund				
Vehicle Maintenance Fund (611)				
01200	Fleet			
	Truck, Pickup, 1/2 Ton	175,000	5	Replacement
	Truck, Van, Cargo, 3/4 Ton	28,500	1	Replacement
Vehicle Maintenance Fund (611) Total Bottom Line		203,500	6	
Internal Services Funds Grand Total				
Operations		203,500	6	
All Funds Grand Total				
		26,890,500	279	

DeKalb County, Georgia - FY16 Authorized Position Change (Full-Time)

Additions- Full-time

Fund	Department	Cost Center # (Current)	Cost Center # (New)	Start Date	Title	Job Code	Count
General	Communications	NA	00610		Open Records Manager	TBD	1
General	District Attorney	NA	03910	3/1/2016	Investigator DA II	7445	1
General	Elections	NA	02920	5/1/2016	Voter Registration IV- Time limited (1 year)		9
General	Elections	NA	02910		Deputy Director- Time limited (1 year)	TBD	1
General	Finance	NA	02124	3/1/2016	Records Technician	0225	2
General	Human Resources	NA	01510	3/1/2016	HR Generalist	1035	1
General	Human Resources	NA	01525	3/1/2016	HR Assistant-Training	1160	1
Designated	Parks	NA	06130		Art Center Coordinator		1
Designated	Parks	NA	06132		Sports Program Coordinator		1
Development	Planning	NA	05130	3/1/2016	Engineering Review Officer III	5130	1
General	Planning	NA	05170	3/1/2016	GIS Specialist II	2135	1
General	Planning	NA	05170	3/1/2016	Grant Research Specialist	TBD	1
Unincorporated	Planning	NA	05145	3/1/2016	Code Compliance Officers	2375	3
General	Public Defender	NA	04510	4/1/2016	Attorney III	7602	1
General	Solicitor	NA	03815		Victim Advocate		1
Workers Comp	Workers Comp	NA	01010	4/1/2016	Benefits Specialist	1580	1
							27

Addition (Double Filled)

Fund	Department	Cost Center # (Current)	Cost Center # (New)	Start Date	Title	Job Code	Count
General	District Attorney	03910	NA	Immediate	Investigator DA II	7445	1
General	District Attorney	03910	NA	Immediate	Administrative Aide	7548	1
General	District Attorney	03910	NA	Immediate	Investigative Intake Tech	7560	1
General	District Attorney	03910	NA	Immediate	Paralegal	7580	1
General	District Attorney	03910	NA	Immediate	Attorney III	7602	2
General	District Attorney	03910	NA	Immediate	Attorney IV	7603	1
General	District Attorney	03910	NA	Immediate	Investigative Aide Senior	9450	1
General	District Attorney	03940	NA	Immediate	Secretary Senior Legal	6445	1
General	District Attorney	03940	NA	Immediate	Attorney I	7600	1

General	Public Defender	04510	NA	Immediate	Attorney I	7600	2
							12

Note: This change will address assigning separate position numbers to employees on payroll greater than one year.

Deletions							
Fund	Department	Cost Center # (Current)	Cost Center # (New)	End Date	Title	Job Code	Count
General	Budget	02210	NA	Immediate	Prin. Mgt Analyst	1515	(2)
General	Ethics	00701	NA	Immediate	Admin Asst II	6460	(1)
General	Ethics	00701	NA	Immediate	Integrity Officer	6752	(1)
General	Ethics	00701	NA	Immediate	Investigative Principle	7415	(1)
General	Planning	05170	NA	Immediate	Housing Program Manager	3000	(1)
							(6)

Transfers							
Fund	Department	Cost Center # (Current)	Cost Center # (New)	Start Date	Title	Job Code	Count
General	Animal Services	04616	04210	3/1/2016	Office Assistant Senior	0060	7
General	Animal Services	04616	04210	3/1/2016	Police Officer, Master	3100	1
General	Animal Services	04616	04210	3/1/2016	Police Sergeant	3110	1
General	Animal Services	04616	04210	3/1/2016	Animal Control Director	3820	1
General	Animal Services	04616	04210	3/1/2016	Animal Control Officer	3835	12
General	Animal Services	04616	04210	3/1/2016	Animal Control Officer, Senior	3840	3
General	Animal Services	04616	04210	3/1/2016	Animal Control Officer, Master	3845	8
General	Animal Services	04616	04210	3/1/2016	Animal Control Supervisor	3850	3
General	Animal Services	04616	04210	3/1/2016	Administrative Assistant II	0175	1
General	Animal Services	04616	04210	3/1/2016	Animal Adoption/Rescue Coordinator	3825	1
General	Communications	00110	00610	3/1/2016	Chief Communications Officer	6650	1
General	Communications	00150	00610	3/1/2016	Cable TV Operations Director	6630	1
General	Communications	00150	00610	3/1/2016	Administrative Assistant II	6460	1
General	Communications	00150	00610	3/1/2016	Audiovisual Production Assistant	6625	3
General	Communications	00150	00610	3/1/2016	Audiovisual Production Coordinator	6628	1
General	Communications	00150	00610	3/1/2016	Public Information Officer	6637	1
General	Communications	00150	00610	3/1/2016	Communications Coordinator	6654	2
General	Citizen Help Ctr	00410	07810	3/1/2016	Call Center Operator	3860	2
General	Citizen Help Ctr	00410	07810	3/1/2016	Call Center Operator	6805	1

Development	Planning	01605	05110	10/26/2015	Special Projects Coord	5854	1
General	Police	04660	04601	3/1/2016	Administrative Coordinator	0540	1
							53

Note: Several County business units were identified to become stand alone Departments in FY16, this change will increase transparency and ownership of operations.

Reclassifications of Vacant Positions							
Fund	Department	Cost Center # (Current)	Cost Center # (New)	Start Date	Title	Job Code	Count
Water & Sewer	Water & Sewer	08001	NA	1/1/2016	Public Education Specialists		2
Water & Sewer	Water & Sewer	08001	NA	1/1/2016	Communications Coordinator		1
Water & Sewer	Water & Sewer	08035	NA	1/1/2016	Field Customer Rep		1
Water & Sewer	Water & Sewer	08035	NA	1/1/2016	Admin Support		1
Water & Sewer	Water & Sewer	08035	NA	1/1/2016	Knowledge Retention Officer		1
Water & Sewer	Water & Sewer	08035	NA	1/1/2016	Training Coordinator		1
Water & Sewer	Water & Sewer	08035	NA	1/1/2016	Trainer		2
Water & Sewer	Water & Sewer	08035	NA	1/1/2016	Hydraulic Modeler		2
Water & Sewer	Water & Sewer	08035	NA	1/1/2016	Asset Manager		1
Water & Sewer	Water & Sewer	08035	NA	1/1/2016	WAM DBA		1
Water & Sewer	Water & Sewer	08035	NA	1/1/2016	WAM Support Specialist		1
Water & Sewer	Water & Sewer	08035	NA	1/1/2016	Operations Tech		1
Water & Sewer	Water & Sewer	08035	NA	1/1/2016	GIS Developer		1
Water & Sewer	Water & Sewer	08035	NA	1/1/2016	GIS Program Coordinator		1
Water & Sewer	Water & Sewer	08035	NA	1/1/2016	Maintenance Coordinator		3
Water & Sewer	Water & Sewer	08035	NA	1/1/2016	Planner		2
Water & Sewer	Water & Sewer	08035	NA	1/1/2016	GIS Program Coordinator		1
Water & Sewer	Water & Sewer	08035	NA	1/1/2016	Maintenance & Inspection Engineer		1
Water & Sewer	Water & Sewer	08035	NA	1/1/2016	Civil Engineers		2
Water & Sewer	Water & Sewer	08035	NA	1/1/2016	Quality Assurance Inspector		3
Water & Sewer	Water & Sewer	08035	NA	1/1/2016	Technical Writer		2
Water & Sewer	Water & Sewer	08035	NA	1/1/2016	Land Acquisitions Specialist		1
Water & Sewer	Water & Sewer	08035	NA	1/1/2016	Contract Administrative Coordinator		1
Water & Sewer	Water & Sewer	08003	NA	1/1/2016	Supply Coordinator		2
Water & Sewer	Water & Sewer	08003	NA	1/1/2016	Supply Specialist		1
Water & Sewer	Water & Sewer	08003	NA	1/1/2016	Stock Worker		1
Water & Sewer	Water & Sewer	08009	NA	1/1/2016	Engineers		5
Water & Sewer	Water & Sewer	08037	NA	1/1/2016	Assistant Superintendent		1
Water & Sewer	Water & Sewer	08038	NA	1/1/2016	Assistant Superintendent		1

Water & Sewer	Water & Sewer	08040	NA	1/1/2016	Assistant Superintendent	1
Water & Sewer	Water & Sewer	08035	NA	1/1/2016	Traning and Career Consultant	1
Water & Sewer	Water & Sewer	08035	NA	1/1/2016	Field Customer Service	1
Water & Sewer	Water & Sewer	08001	NA	1/1/2016	Accountant	1
Water & Sewer	Water & Sewer	08001	NA	1/1/2016	Financial Assistant	1
Water & Sewer	Water & Sewer	08035	NA	1/1/2016	Planner	1
Water & Sewer	Water & Sewer	08035	NA	1/1/2016	Quality Assurance Inspector	2
Water & Sewer	Water & Sewer	08035	NA	1/1/2016	Paralegal	1
Water & Sewer	Water & Sewer	08035	NA	1/1/2016	Inspector	2
Water & Sewer	Water & Sewer	08035	NA	1/1/2016	QA/QC Document Control Specialist	1
Water & Sewer	Water & Sewer	08035	NA	1/1/2016	Relief Operator	1
Water & Sewer	Water & Sewer	08035	NA	1/1/2016	Fleet Admin	1
Water & Sewer	Water & Sewer	08035	NA	1/1/2016	Admin II	1
Water & Sewer	Water & Sewer	88061	NA	1/1/2016	Engineering Principal	2
Water & Sewer	Water & Sewer	88061	NA	1/1/2016	Crew Worker	2

63

FY16 Proposed Budget

1

DeKalb County, Georgia
December 15, 2015

The Highlights.....

2

- Keeps the tax rate flat, after last year's first tax cut in a decade.
- Maintains a General Fund balance shy of a full month and all active Tax Funds at 0.71 of a month.
- Incorporates a plan for the development of the City of Tucker.
- Includes a more developed tax fund capital improvement plan than previous years.
- Elevates Animal Services and DeKalb Emergency Management to department level units.

New things....

3

- \$8.5M for road resurfacing and transportation improvements.
- \$2M of additional technology to help the development process.
- \$1.5M to develop the Ward Lake area.
- \$1.1M for additional fire fighter equipment.
- \$1M for additional mowing and litter abatement efforts.

New things....

4

- \$1M for the new Office of Internal Audit.
- \$600K for fully funding new fire captain positions.
- \$200K for additional code enforcement staff.
- \$200K for quality of life efforts in arts and entertainment.
- \$173K to start managed competition reviews.

The premise of any budget is.....

5

To allocate a finite amount of resources over an almost infinite amount of needs. Inherently, this process leads to disagreements over the allocation of these resources. This budget seeks to maintain the current services levels with diminishing resources.

Unmet goals....

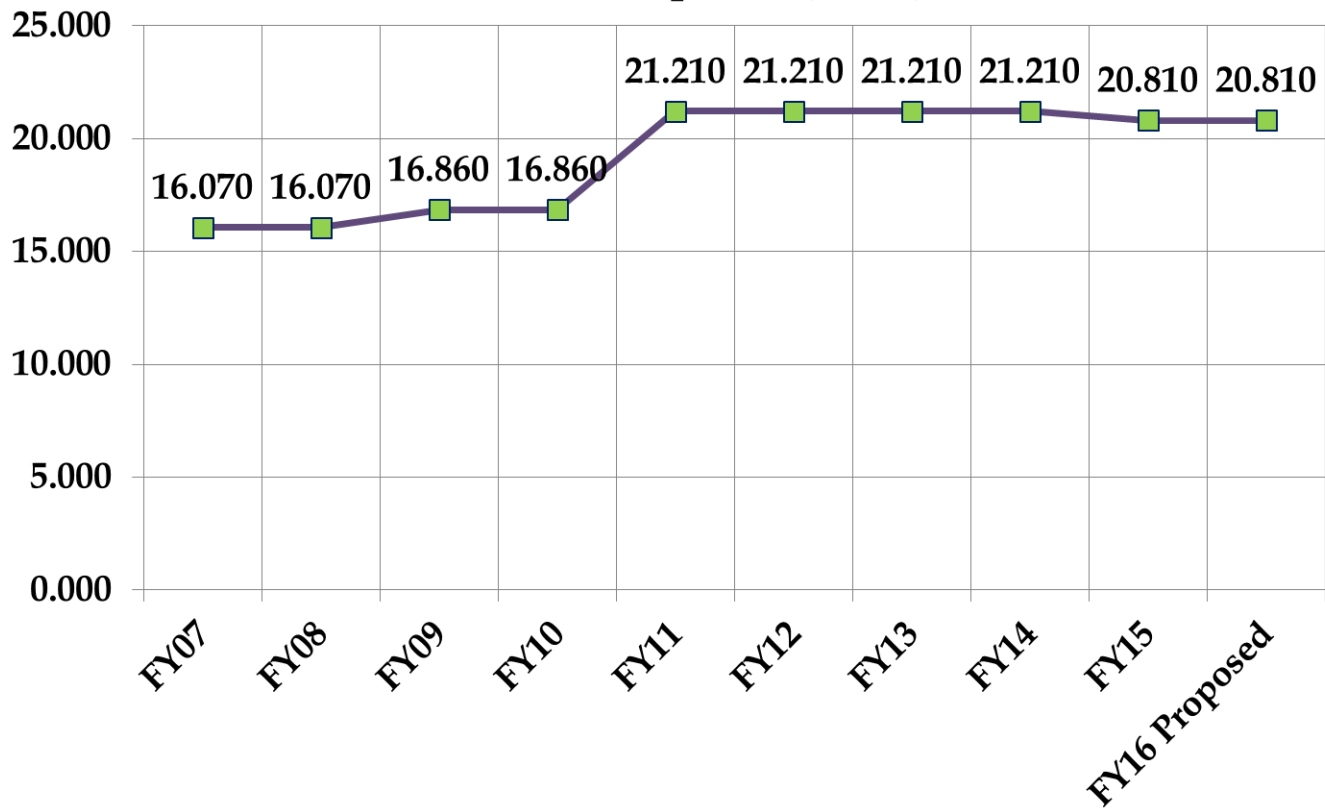
6

- Does not solve the financial state underpinning operations in DeKalb County.
- Incorporation has happened and we still need to address what DeKalb looks like after that.
- Future budgets must decide whether to raise taxes in unincorporated areas permanently or cut services.
- Still does not get to a full one month reserve in each active tax fund.

How was incorporation handled...

7

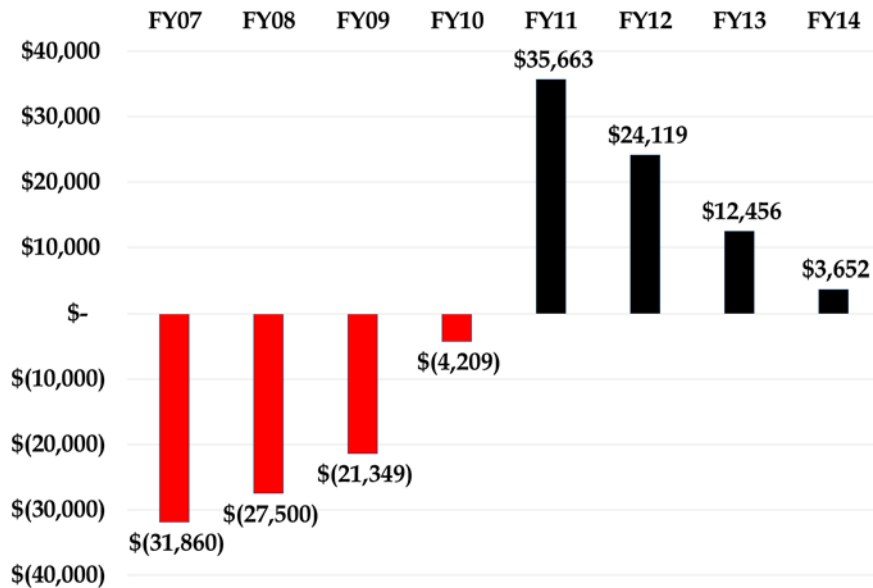
**Benchmark Millage Rate (Unincorporated Dekalb)
FY07-16 Proposed (mills)**



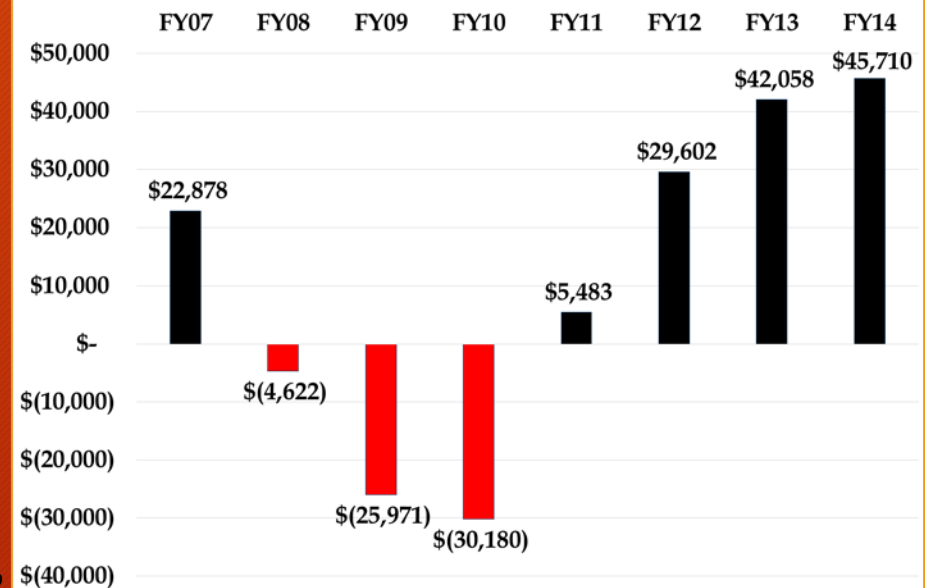
How was incorporation handled...

8

Net Change in Fund Balance - All Tax Funds (\$000)

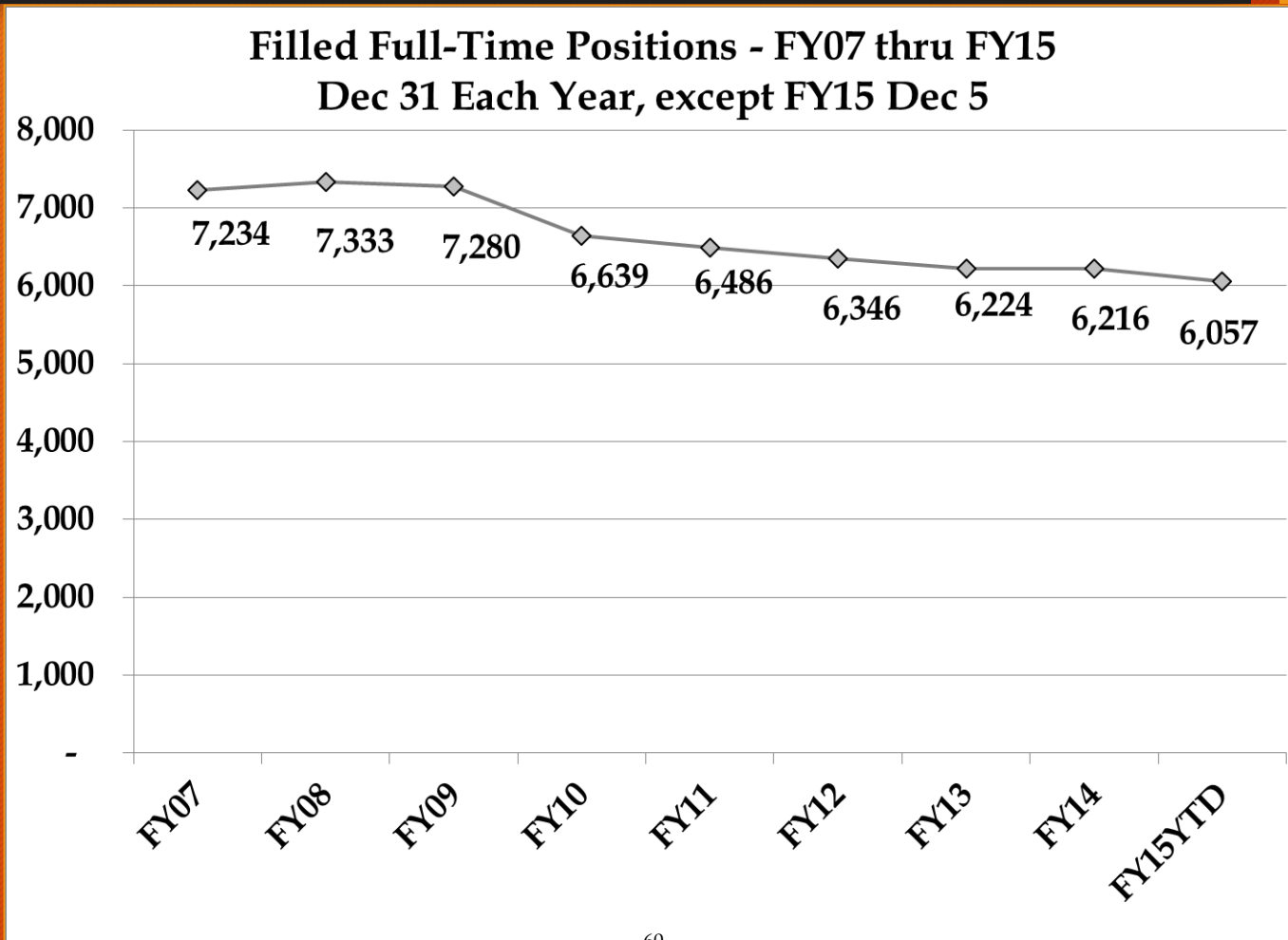


Ending Fund Balance per CAFR - All Tax Funds (\$000)



How was incorporation handled...

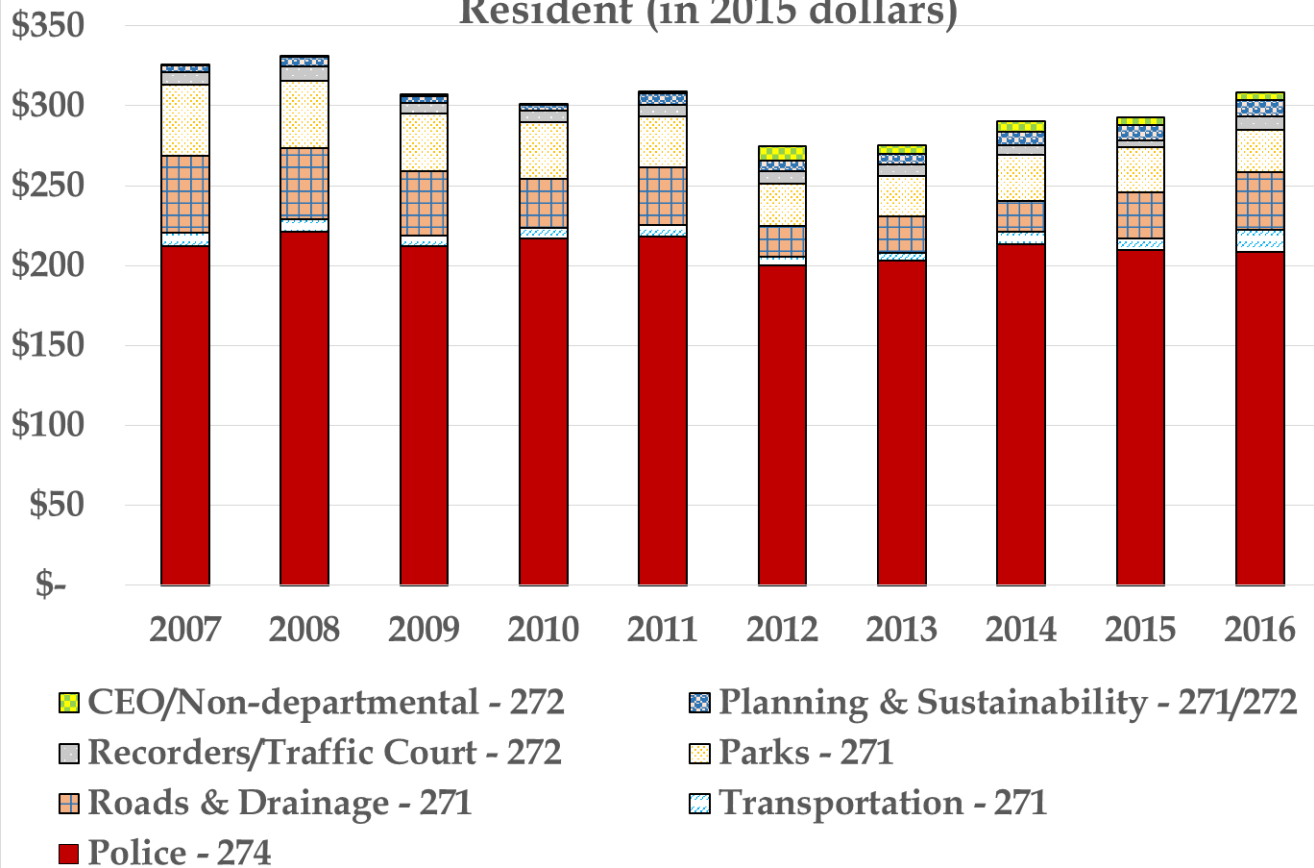
9



How was incorporation handled...

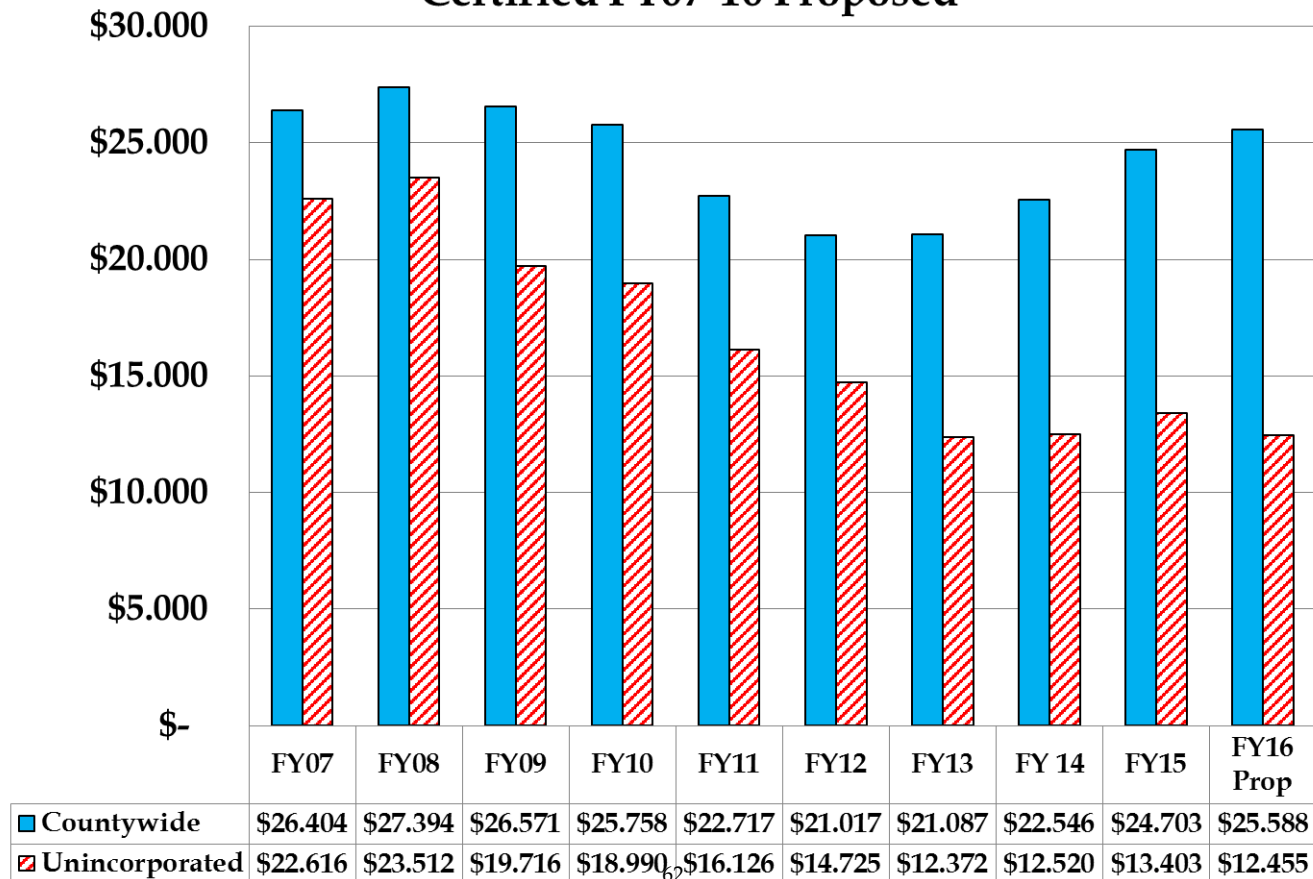
10

Special Tax District Expenditures per Unincorporated Resident (in 2015 dollars)



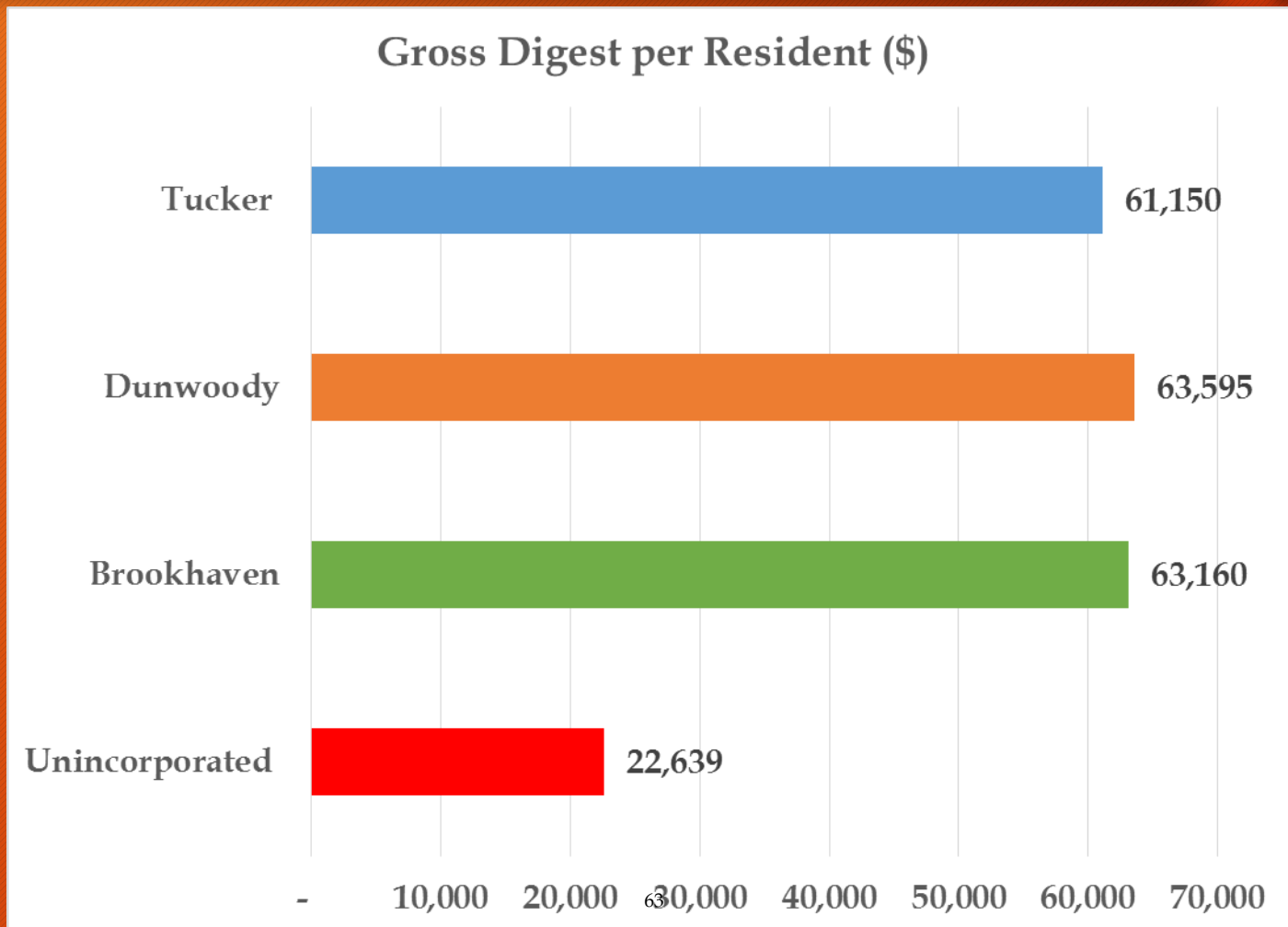
The digest now.....

**DeKalb Tax Digest (Gross, \$ billion, 40%)
Certified FY07-16 Proposed**



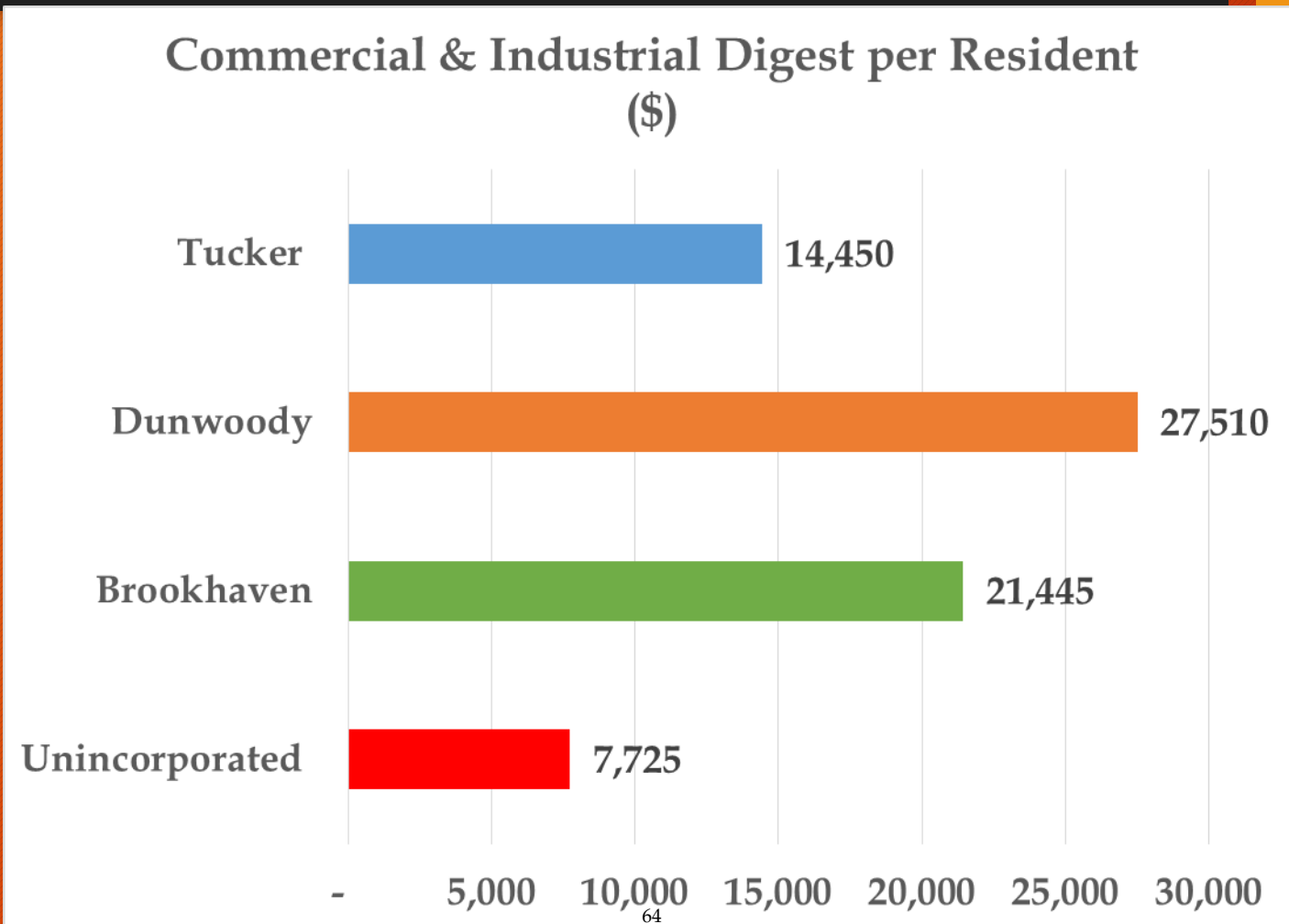
Designing a city.....

12



Designing a city.....

13



Pressures on the Budget....

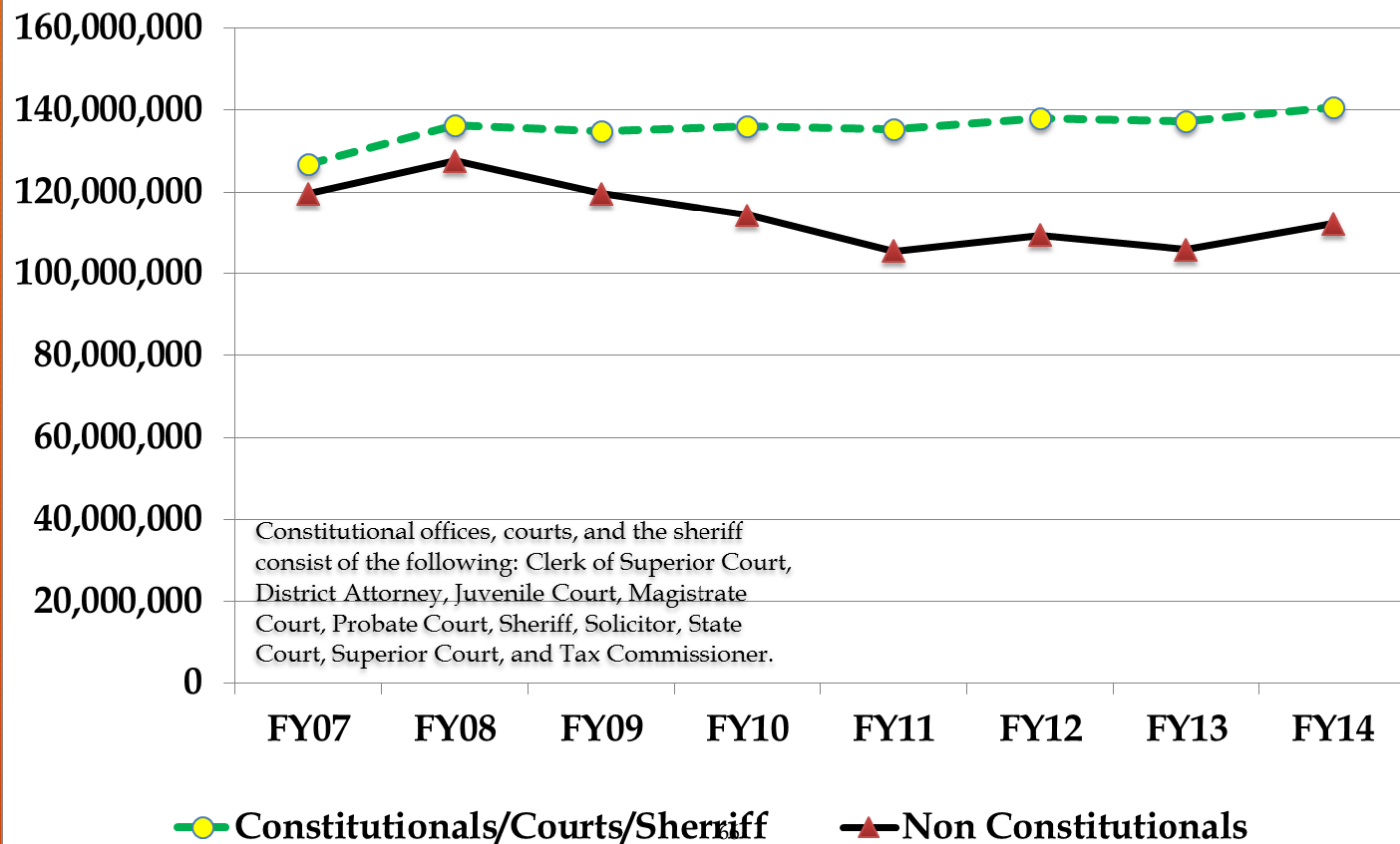
14

- Fixing previous interfund transfers - approximately \$5.0 million.
- FY15 tax decrease - approximately \$3.6 to \$7.2 million.
- Absorbing pension costs - approximately \$3.4 million (\$2.4 million Tax Funds).
- Traffic fine decrease - approximately \$7 million in FY15 and FY16.
- Repaying Sanitation - exactly \$2 million.

Where cuts didn't happen....

15

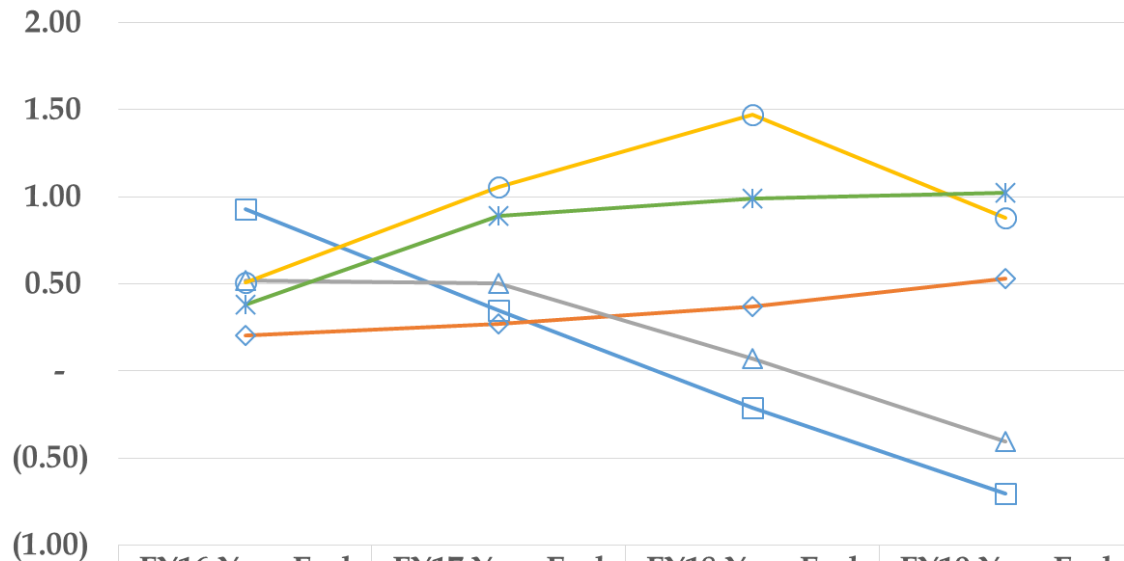
General Fund Expenditures (FY07-14) Constitutional Offices and County Departments (\$)



Looking ahead....

16

Tax Funds Model - Active Tax Funds
Year End Fund Balance FY16-19 (months)
Life with No Tax Increase and No Reductions

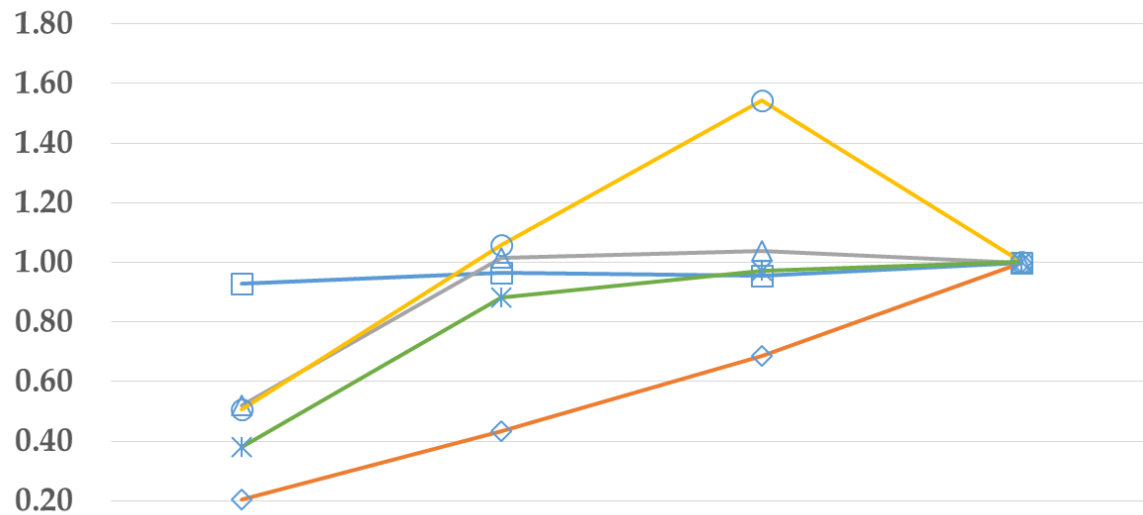


	FY16 Year End	FY17 Year End	FY18 Year End	FY19 Year End
General (100)	0.93	0.35	(0.21)	(0.71)
Fire (270)	0.20	0.27	0.37	0.53
Designated (271)	0.52	0.51	0.07	(0.41)
Unincorp (272)	0.51	1.06	1.47	0.88
Police (274)	0.38	0.89	0.99	1.02

Looking ahead....

17

Tax Funds Model - Active Tax Funds
Year End Fund Balance FY16-19 (months)
Life with Reductions

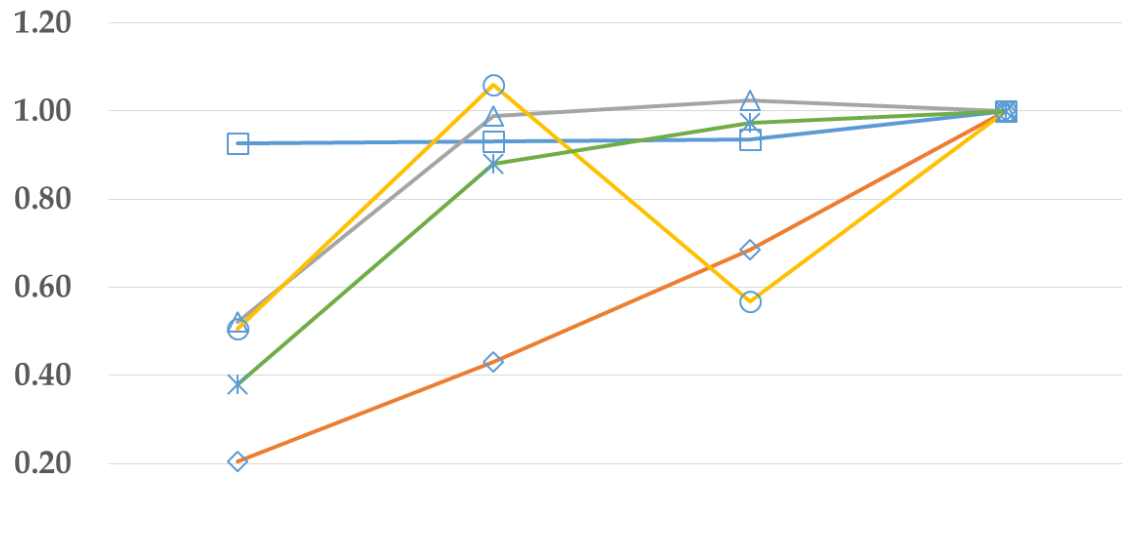


	FY16 Year End	FY17 Year End	FY18 Year End	FY19 Year End
General (100)	0.93	0.97	0.95	1.00
Fire (270)	0.20	0.43	0.69	1.00
Designated (271)	0.52	1.01	1.04	1.00
Unincorp (272)	0.51	1.06	1.54	1.00
Police (274)	0.38	0.88	0.97	1.00

Looking ahead....

18

Tax Funds Model - Active Tax Funds
Year End Fund Balance FY16-19 (months)
Life with a Tax Increase



	FY16 Year End	FY17 Year End	FY18 Year End	FY19 Year End
General (100)	0.93	0.93	0.94	1.00
Fire (270)	0.20	0.43	0.69	1.00
Designated (271)	0.52	0.99	1.02	1.00
Unincorp (272)	0.51	1.06	0.57	1.00
Police (274)	0.38	0.88	0.97	1.00

FY16 Proposed Budget

19

DeKalb County, Georgia

FY 2016 Budget Process
 General Fund (100)
 DeKalb County, Georgia

	FY15 Current	Proposed Change	FY16 Proposed	Change
			8.7600	
Starting Fund Balance (Jan 1st)	25,284,897	17,727,331	43,012,228	
Taxes	208,194,645	(10,181,823)	198,012,822	-4.9%
HOST Sales Taxes	51,575,201	6,090,178	57,665,379	11.8%
Licenses & Permits	4,500	(4,500)	0	-100.0%
Intergovernmental	1,480,002	(88,912)	1,391,090	-6.0%
Charges for Services	43,260,153	8,690,704	51,950,857	20.1%
Fines & Forfeitures	9,009,256	291,094	9,300,350	3.2%
Miscellaneous	2,617,597	1,288,603	3,906,200	49.2%
Other Financing Sources	3,421,435	1,353,994	4,775,429	39.6%
Total Revenue	319,562,789	7,439,338	327,002,127	2.3%
Animal Control (1)	0	4,086,738	4,086,738	#DIV/0!
Board of Commissioners	3,365,687	65,966	3,431,653	2.0%
Budget, Office of Management and	762,870	487,742	1,250,612	63.9%
Chief Executive Officer (4)	1,349,339	(362,085)	987,254	-26.8%
Child Advocate	2,355,103	177,546	2,532,649	7.5%
Citizen Help Center a.k.a. 311	0	157,243	157,243	#DIV/0!
Clerk of Superior Court	7,743,424	(349,148)	7,394,276	-4.5%
Communications (4) (3)	0	1,061,567	1,061,567	#DIV/0!
Community Service Board	1,984,057	0	1,984,057	0.0%
Cooperative Extension	640,910	205,913	846,823	32.1%
Debt (2)	2,704,715	2,453,796	5,158,511	90.7%
DEMA - Dekalb Emerg Mgt Agy (1)	0	270,212	270,212	#DIV/0!
DFACS	1,278,220	0	1,278,220	0.0%
District Attorney	13,807,764	756,380	14,564,144	5.5%
Economic Development	1,372,001	77,999	1,450,000	5.7%
Elections	2,105,610	2,204,921	4,310,531	104.7%
Ethics Board	215,242	0	215,242	0.0%
Executive Assistant	1,378,904	103,477	1,482,381	7.5%
Facilities	17,306,390	40,338	17,346,728	0.2%
Finance	7,853,070	909,151	8,762,221	11.6%
Fire (General Fund) (1)	9,031,360	(156,711)	8,874,649	-1.7%
Geographic Information Systems	2,428,232	78,526	2,506,758	3.2%
Health, Board of	4,155,634	0	4,155,634	0.0%
HOST Contributions	5,500,000	(608,176)	4,891,824	-11.1%
Human Resources	3,959,044	14,320	3,973,364	0.4%
Human Services	4,811,844	133,633	4,945,477	2.8%
Internal Audit	0	1,000,000	1,000,000	#DIV/0!
IT	23,221,604	(710,927)	22,510,677	-3.1%
Juvenile Court	6,874,983	24,436	6,899,419	0.4%
Law (Some exp now in Capital)	5,007,169	(563,540)	4,443,629	-11.3%
Library	14,350,336	849,850	15,200,186	5.9%
Magistrate Court	3,158,077	243,393	3,401,470	7.7%
Medical Examiner	2,455,589	53,300	2,508,889	2.2%

FY 2016 Budget Process
 General Fund (100)
 DeKalb County, Georgia

	FY15 Current	Proposed Change	FY16 Proposed	Change
			8.7600	
Non-Departmental (2)	17,761,825	7,382,807	25,144,632	41.6%
Planning & Development	1,743,767	86,035	1,829,802	4.9%
Police (General Fund) (1) (3)	8,104,637	1,247,746	9,352,383	15.4%
Probate Court	1,630,384	113,925	1,744,309	7.0%
Property Appraisal	4,724,449	694,824	5,419,273	14.7%
Public Defender	8,702,932	364,824	9,067,756	4.2%
Public Works Director (3)	493,341	351,297	844,638	71.2%
Purchasing	3,046,834	191,787	3,238,621	6.3%
Sheriff	79,331,355	1,660,215	80,991,570	2.1%
Solicitor	7,168,342	261,493	7,429,835	3.6%
State Court	14,191,251	1,041,928	15,233,179	7.3%
Superior Court	9,241,027	249,026	9,490,053	2.7%
Tax Commissioner	7,313,935	549,960	7,863,895	7.5%
Total Expenses	314,631,257	26,901,727	341,532,984	8.6%
Ending Fund Balance (Dec 31st)	30,216,429	(1,735,058)	28,481,371	
Months Reserved>>	1.15		1.00	
Gain/(Use) of Fund Balance>>>	4,931,532		(14,530,857)	
Resolution Revenue Number	344,847,686		370,014,355	
Resolution Expenses Number	344,847,686		370,014,355	

Note: Ending 2015 fund balance is "budgeted," starting 2016 fund balance is current "projection."

- (1) Animal Control was split from Police. DEMA was split from Fire.
- (2) All debt for General Fund now combined under one department. Formerly Juvenile Court Debt for FY15.
- (3) Part of increase is changing interfund credits previously given. Technically, budget neutral.
- (4) Communications moved out of CEO Budget. Interfunds adjusted as in (3) above.

FY 2016 Budget Process
 Fire Fund (270)
 DeKalb County, Georgia

	2015 Mid-Year	Proposed Change	Proposed 2016 2.5700	Change
Starting Fund Balance (Jan 1st)	2,450,723	(1,393,920)	1,056,803	
Taxes	44,971,724	886,629	45,858,353	2.0%
HOST Sales Taxes	13,087,455	(526,926)	12,560,529	-4.0%
Charges for Services	630,654	44,229	674,883	7.0%
Miscellaneous	33,049	58,523	91,572	177.1%
Total Revenue	58,722,882	462,455	59,185,337	0.8%
Debt (was in Non-Departmental)	0	0	0	#DIV/0!
Fire	50,508,616	2,565,336	53,073,952	5.1%
Non-Departmental	7,303,670	(467,552)	6,836,118	-6.4%
Total Expenses	57,812,286	2,097,784	59,910,070	3.6%
Ending Fund Balance (Dec 31st)	3,361,319		332,070	
Months Reserved>>	0.70		0.07	
Gain/(Use) of Fund Balance>>>	910,596		(724,733)	
Resolution Revenue Number	61,173,605		60,242,140	
Resolution Expenses Number	61,173,605		60,242,140	

Note: Ending 2015 fund balance is "budgeted," starting 2016 fund balance is current "projection."

FY 2016 Budget Process
 Designated Fund (271)
 DeKalb County, Georgia

	2015 Mid-Year	Proposed Change	Proposed 2016 2.3000	Change
Starting Fund Balance (Jan 1st)	1,440,572	(1,154,459)	286,113	
Taxes	15,011,268	7,723,137	22,734,405	51.4%
HOST Sales Tax	4,134,303	129,844	4,264,147	3.1%
Anticipated Tucker Revenue	0	3,177,994	3,177,994	#DIV/0!
Charges for Services	624,476	(21,272)	603,204	-3.4%
Miscellaneous	345,914	(79,821)	266,093	-23.1%
Other Finance Sources	15,384,696	(2,199,853)	13,184,843	-14.3%
Total Revenue	35,500,657	8,730,029	44,230,686	24.6%
Debt	0	0	-	#DIV/0!
Non-Departmental	6,437,210	2,967,736	9,404,946	46.1%
Parks	12,065,863	442,831	12,508,694	3.7%
Roads And Drainage (Pub Wrks)	12,371,650	4,232,239	16,603,889	34.2%
Transportation (Public Wrks)	3,213,105	(280,258)	2,932,847	-8.7%
Total Expenses	34,087,828	7,362,548	41,450,376	21.6%
Ending Fund Balance (Dec 31st)	2,853,401		3,066,423	
Months Reserved>>	1.00		0.89	
Gain/(Use) of Fund Balance>>>	1,412,829		2,780,310	
Resolution Revenue Number	36,941,229		44,516,799	
Resolution Expenses Number	36,941,229		44,516,799	

Note: Ending 2015 fund balance is "budgeted," starting 2016 fund balance is current "projection."

FY 2016 Budget Process
 Unincorporated Fund (272)
 DeKalb County, Georgia

2015 Mid-Year Proposed Change Proposed 2016 Change

	2015 Mid-Year	Proposed Change	Proposed 2016	Change
Starting Fund Balance (Jan 1st)	491,509		1,906,524	
Taxes	32,427,944	(4,776,900)	27,651,044	-14.7%
Licenses and Permits	20,300,760	(4,549,962)	15,750,798	-22.4%
Fines and Forfeitures	17,594,547	(7,334,336)	10,260,211	-41.7%
Miscellaneous	0	(4,363)	(4,363)	#DIV/0!
Other Financing Sources	(57,809,865)	16,025,552	(41,784,313)	-27.7%
Total Revenue	12,513,386	(640,009)	11,873,377	-5.1%
Chief Executive Officer (DCTV) (2)	562,462	(562,462)	0	-100.0%
Planning & Sustainability	5,221,292	355,618	5,576,910	6.8%
Recorders Court (1)	2,152,415	(2,152,415)	0	-100.0%
Traffic Court (1)	2,657,969	1,828,308	4,486,277	68.8%
Non-Departmental (less reserves)	1,919,764	619,769	2,539,533	32.3%
Total Expenses	12,513,902	88,818	12,602,720	0.7%
Ending Fund Balance (Dec 31st)	490,993		1,177,181	
Months Reserved>>	0.47		1.12	
Gain/(Use) of Fund Balance>>>	(516)		(729,343)	
Resolution Revenue Number	13,004,895		13,779,901	
Resolution Expenses Number	13,004,895		13,779,901	

(1) Traffic Court replaced Recorders Court July 2015.

FY 2016 Budget Process
Hospital Fund (273)
DeKalb County, Georgia

2015 Mid-Year Proposed Change Proposed 2016 Change
0.7400

Starting Fund Balance (Jan 1st)	(559,125)	1,769,744	1,210,619	
Taxes	15,946,333	(1,329,202)	14,617,131	-8.3%
HOST Sales Taxes	4,350,475	431,223	4,781,698	
Total Revenue	20,296,808	(897,979)	19,398,829	-4.4%
Subsidy to Grady Hospital	12,429,986	497,199	12,927,185	4.0%
Grady Bond Payments	6,114,938	1,361,812	7,476,750	22.3%
Total Expenses	18,544,924	1,859,011	20,403,935	10.0%
Ending Fund Balance (Dec 31st)	1,192,759		205,513	

Months Reserved>> 0.77

0.12

Gain/(Use) of Fund Balance>>> 1,751,884 (1,005,106)

Resolution Revenue Number 19,737,683 20,609,448

Resolution Expenses Number 19,737,683 20,609,448

Note: Ending 2015 fund balance is "budgeted," starting 2016 fund balance is current "projection."

FY 2016 Budget Process
 Police Fund (274)
 DeKalb County, Georgia

	2015 Mid-Year	Proposed Change	Proposed 2016 5.9500	Change
Starting Fund Balance (Jan 1st)	8,891,699		(2,687,608)	
Taxes	48,091,590	12,115,879	60,207,469	25.2%
HOST Sales Tax	16,924,520	(3,484,176)	13,440,344	-20.6%
Licenses and Permits	593,182	(73,182)	520,000	-12.3%
Anticipated Tucker Revenue	0	12,196,663	12,196,663	#DIV/0!
Charges for Services	385,314	(15,611)	369,703	-4.1%
Miscellaneous	87,366	1,634	89,000	1.9%
Other Financing Sources	46,154,090	(12,660,194)	33,493,896	-27.4%
Total Revenue	112,236,062	8,081,013	120,317,075	7.2%
Debt (was in Non-Departmental)	0	0	0	#DIV/0!
Non-Departmental	14,141,270	(1,754,822)	12,386,448	-12.4%
Police	97,292,352	1,823,200	99,115,552	1.9%
Total Expenses	111,433,622	68,378	111,502,000	0.1%
Ending Fund Balance (Dec 31st)	9,694,139		6,127,467	
Months Reserved>>	1.04		0.66	
Gain/(Use) of Fund Balance>>>	802,440		8,815,075	
Resolution Revenue Number	121,127,761		117,629,467	
Resolution Expenses Number	121,127,761		117,629,467	

Note: Ending 2015 fund balance is "budgeted," starting 2016 fund balance is current "projection."

FY 2016 Budget Process
 Countywide Bond Fund (410)
 DeKalb County, Georgia

	2015 Mid-Year	Proposed Change	Proposed 2016 0.4800	Change
Starting Fund Balance (Jan 1st)	3,827,767		2,799,428	
Taxes	643,911	9,990,234	10,634,145	1551.5%
Total Revenue	643,911	9,990,234	10,634,145	1551.5%
Debt Service	2,328,500	9,297,200	11,625,700	399.3%
Total Expenses	2,328,500	9,297,200	11,625,700	399.3%
Ending Fund Balance (Dec 31st)	2,143,178		1,807,873	
Months Reserved>>	11.04		1.87	
Gain/(Use) of Fund Balance>>>	(1,684,589)		(991,555)	
Resolution Revenue Number	4,471,678		13,433,573	
Resolution Expenses Number	4,471,678		13,433,573	

Note: Ending 2015 fund balance is "budgeted," starting 2016 fund balance is current "projection."

FY 2016 Budget Process
 Unincorporated Debt Svc (411)
 DeKalb County, Georgia

	2015 Mid-Year	Proposed Change	Proposed 2016 0.0100	Change
Starting Fund Balance (Jan 1st)	7,336,113		3,240,436	
Taxes	11,679,580	(9,743,380)	1,936,200	-83.4%
Miscellaneous	10,000,000	(10,000,000)	0	-100.0%
Total Revenue	21,679,580	(19,743,380)	1,936,200	-91.1%
Debt Service	27,540,219	(26,087,544)	1,452,675	-94.7%
Total Expenses	27,540,219	(26,087,544)	1,452,675	-94.7%
Ending Fund Balance (Dec 31st)	1,475,474		3,723,961	
Months Reserved>>	0.64		30.76	
Gain/(Use) of Fund Balance>>>	(5,860,639)		483,525	
Resolution Revenue Number	29,015,693	(19,743,380)	5,176,636	
Resolution Expenses Number	29,015,693	(26,087,544)	5,176,636	

Note: Ending 2015 fund balance is "budgeted," starting 2016 fund balance is current "projection."

FY 2016 Budget Process
 DeKalb County, Georgia
 Airport Fund (551)

2015 Mid-Year Proposed Change Proposed 2016 Change

Starting Fund Balance (Jan 1st)	8,257,413		6,101,901	0.0%
Miscellaneous (Airport)	4,768,750	252,250	5,021,000	5.3%
Total Revenue	4,768,750	252,250	5,021,000	5.3%
Airport	2,919,262	(195,569)	2,723,693	-6.7%
Transfer to Capital Improvements	4,005,000	495,000	4,500,000	12.4%
Total Expenses	6,924,262	299,431	7,223,693	4.3%
Ending Fund Balance (Dec 31st)	6,101,901		3,899,208	
Gain/(Use) of Fund Balance>>>	(2,155,512)		(2,202,693)	
Months Reserved>>	10.57		6.48	
Resolution Revenue Number	13,026,163		11,122,901	
Resolution Expenses Number	13,026,163		11,122,901	

Note: Ending 2015 fund balance is "budgeted," starting 2016 fund balance is current "projection."

FY 2016 Budget Process
 DeKalb County, Georgia
 Bldg Auth Debt Svc Fund (412)

2015 Mid-Year Proposed Change Proposed 2016 Change

Starting Fund Balance (Jan 1st)	175,059	1,169,131	1,344,190	
Misc: Rental of Real Estate	2,704,715	(322,211)	2,382,504	-11.9%
Total Revenue	2,704,715	(322,211)	2,382,504	-11.9%
Debt Service	1,550,053	2,176,641	3,726,694	140.4%
Total Expenses	1,550,053	2,176,641	3,726,694	140.4%
Ending Fund Balance (Dec 31st)	1,329,721		0	
Gain/(Use) of Fund Balance>>>	1,154,662		(1,344,190)	
Months Reserved>>	10.29		0.00	
Resolution Revenue Number	2,879,774		3,726,694	
Resolution Expenses Number	2,879,774		3,726,694	

Note: Ending 2015 fund balance is "budgeted," starting 2016 fund balance is current "projection."

FY 2016 Budget Process
 DeKalb County, Georgia
 County Jail Fund (204)

2015 Mid-Year Proposed Change Proposed 2016 Change

	2015 Mid-Year	Proposed Change	Proposed 2016	Change
Starting Fund Balance (Jan 1st)	0		337,579	
Intergovernmental	110,000	10,000	120,000	9.1%
Fines & Forfeitures	1,057,500	117,500	1,175,000	11.1%
Total Revenue	1,167,500	127,500	1,295,000	10.9%
County Jail	1,149,110	483,469	1,632,579	42.1%
Total Expenses	1,149,110	483,469	1,632,579	42.1%
Ending Fund Balance (Dec 31st)	18,390		0	
Gain/(Use) of Fund Balance>>>	18,390		(337,579)	
Months Reserved>>	0.19		0.00	
Resolution Revenue Number	1,167,500		1,632,579	
Resolution Expenses Number	1,167,500		1,632,579	

Note: Ending 2015 fund balance is "budgeted," starting 2016 fund balance is current "projection."

FY 2016 Budget Process
 DeKalb County, Georgia
 DCTV (PEG) Fund (203)

2015 Mid-Year Proposed Change Proposed 2016 Change

Starting Fund Balance (Jan 1st)	1,733,933		1,623,358	
Investment Income	1,000	500	1,500	50.0%
Miscellaneous (PEG Fund)	80,000	5,000	85,000	6.3%
Total Revenue	81,000	5,500	86,500	6.8%
PEG Fund (Less Reserve)	1,047,428	(1)	1,047,427	0.0%
Total Expenses	1,047,428	(1)	1,047,427	0.0%
Ending Fund Balance (Dec 31st)	767,505		662,431	
Gain/(Use) of Fund Balance>>>	(966,428)		(960,927)	
Months Reserved>>	8.79		7.59	
Resolution Revenue Number	1,814,933		1,709,858	
Resolution Expenses Number	1,814,933		1,709,858	

Note: Ending 2015 fund balance is "budgeted," starting 2016 fund balance is current "projection."

FY 2016 Budget Process
DeKalb County, Georgia
Development Fund (201)

2015 Mid-Year Proposed Change Proposed 2016 Change

	2015 Mid-Year	Proposed Change	Proposed 2016	Change
Starting Fund Balance (Jan 1st)	2,078,234		4,840,423	
Licenses and Permits	6,132,000	(815,000)	5,317,000	-13.3%
Charges for Services	20,000	0	20,000	0.0%
Investment Income	2,500	0	2,500	0.0%
Miscellaneous (Development Fund)	(1,850)	(150)	(2,000)	8.1%
Total Revenue	6,152,650	(815,150)	5,337,500	-13.2%
Plan. & Sustain. (less Reserves)	5,660,999	1,507,337	7,168,336	26.6%
Total Expenses	5,660,999	1,507,337	7,168,336	26.6%
Ending Fund Balance (Dec 31st)	2,569,885		3,009,587	
Gain/(Use) of Fund Balance>>>	491,651		(1,830,836)	
Months Reserved>>	5.45		5.04	
Resolution Revenue Number	8,230,884		10,177,923	
Resolution Expenses Number	8,230,884		10,177,923	

Note: Ending 2015 fund balance is "budgeted," starting 2016 fund balance is current "projection."

FY 2016 Budget Process
 DeKalb County, Georgia
 Drug Abuse Tre/Ed Fund (209)

2015 Mid-Year Proposed Change Proposed 2016 Change

Starting Fund Balance (Jan 1st)	219,847		197,849	
Fines & Forfeitures	225,000	0	225,000	#DIV/0!
Investment Income	150	0	150	#DIV/0!
Total Revenue	225,150	0	225,150	#DIV/0!
Drug Abuse Treatment & Educati	444,997	(21,998)	422,999	-1922.9%
Total Expenses	444,997	(21,998)	422,999	-1922.9%

Ending Fund Balance (Dec 31st)	0		0	
Gain/(Use) of Fund Balance>>>	(219,847)		(197,849)	
Months Reserved>>	0.00		0.00	
Resolution Revenue Number	444,997		422,999	
Resolution Expenses Number	444,997		422,999	

Note: Ending 2015 fund balance is "budgeted," starting 2016 fund balance is current "projection."

FY 2016 Budget Process
 DeKalb County, Georgia
 E911 Fund (215)

2015 Mid-Year Proposed Change Proposed 2016 Change

Starting Fund Balance (Jan 1st)	3,027,777		4,982,938	
Investment Income	6,500	(1,000)	5,500	-15.4%
Miscellaneous (911 fees)	9,851,580	(51,580)	9,800,000	-0.5%
Total Revenue	9,858,080	(52,580)	9,805,500	-0.5%
E911	12,885,857	1,902,581	14,788,438	14.8%
Total Expenses	12,885,857	1,902,581	14,788,438	14.8%

Ending Fund Balance (Dec 31st)	0		0	
--------------------------------	---	--	---	--

Gain/(Use) of Fund Balance>>>	(3,027,777)		(4,982,938)	
Months Reserved>>	0.00		0.00	
Resolution Revenue Number	12,885,857		14,788,438	
Resolution Expenses Number	12,885,857		14,788,438	

Note: Ending 2015 fund balance is "budgeted," starting 2016 fund balance is current "projection."

FY 2016 Budget Process
 DeKalb County, Georgia
 Foreclosure Reg. Fund (205)

2015 Mid-Year Proposed Change Proposed 2016 Change

Starting Fund Balance (Jan 1st)	677,030		479,782	
Charges for Services	186,500	8,500	195,000	2294.1%
Vacant Property		0		
Total Revenue	186,500	8,500	195,000	2294.1%
Foreclosure Registry	437,001	66,870	503,871	753.5%
Total Expenses	437,001	66,870	503,871	753.5%
Ending Fund Balance (Dec 31st)	426,529		170,911	
Gain/(Use) of Fund Balance>>>	(250,501)		(308,871)	
Months Reserved>>	11.71		4.07	
Resolution Revenue Number	863,530		674,782	
Resolution Expenses Number	863,530		674,782	

Note: Ending 2015 fund balance is "budgeted," starting 2016 fund balance is current "projection."

FY 2016 Budget Process
 DeKalb County, Georgia
 Grant Fund (250)

2015 Mid-Year Proposed Change Proposed 2016 Change

Starting Fund Balance (Jan 1st)	0		0
Intergovernmental		38,673,252	38,673,252 #####
Total Revenue	0	38,673,252	38,673,252 #####
Grant -in-Aid Programs		38,673,252	38,673,252 #####
Total Expenses	0	38,673,252	38,673,252 #####
Ending Fund Balance (Dec 31st)	0		0
Gain/(Use) of Fund Balance>>>	0		0
Months Reserved>>	#DIV/0!		0.00
Resolution Revenue Number	0		38,673,252
Resolution Expenses Number	0		38,673,252

Note: Ending 2015 fund balance is "budgeted," starting 2016 fund balance is current "projection."

Note: This fund will be created after books close.

FY 2016 Budget Process
 DeKalb County, Georgia
 Grant Fund (257)

2015 Mid-Year Proposed Change Proposed 2016 Change

Starting Fund Balance (Jan 1st)	0		0	
Intergovernmental		653,665	653,665	#####
Total Revenue	0	653,665	653,665	#####
Justice Assistance Grant Program		653,665	653,665	#####
Total Expenses	0	653,665	653,665	#####
Ending Fund Balance (Dec 31st)	0		0	
Gain/(Use) of Fund Balance>>>	0		0	
Months Reserved>>	#DIV/0!		0.00	
Resolution Revenue Number	0		653,665	
Resolution Expenses Number	0		653,665	

Note: Ending 2015 fund balance is "budgeted," starting 2016 fund balance is current "projection."

Note: This fund will be created after books close.

FY 2016 Budget Process
 DeKalb County, Georgia
 Hotel/Motel Fund (275)

2015 Mid-Year Proposed Change Proposed 2016 Change

Starting Fund Balance (Jan 1st)	1,867,042		1,867,042	
Taxes	5,000,000	0	5,000,000	0.0%
Total Revenue	5,000,000	0	5,000,000	0.0%
DeKalb Covention & Visitors Bur	2,187,500	816,831	3,004,331	37.3%
Tourism Product Development	937,500	350,070	1,287,570	37.3%
Transfer to Unincorporated Fund	1,875,000	700,141	2,575,141	37.3%
Total Expenses	5,000,000	1,867,042	6,867,042	37.3%
Ending Fund Balance (Dec 31st)	1,867,042		0	
Gain/(Use) of Fund Balance>>>	0		(1,867,042)	
Months Reserved>>	4.48		0.00	
Resolution Revenue Number	6,867,042		6,867,042	
Resolution Expenses Number	6,867,042		6,867,042	

Note: Ending 2015 fund balance is "budgeted," starting 2016 fund balance is current "projection."

Note: This budget for FY15 is understated. The BOC approved a \$2.2M increase in November.

FY 2016 Budget Process
 DeKalb County, Georgia
 Juvenile Services Fund (208)

2015 Mid-Year Proposed Change Proposed 2016 Change

Starting Fund Balance (Jan 1st)	115,729		30,383	
Charges for Services	28,001	(2,001)	26,000	-1299.4%
Investment Income	200	(50)	150	-300.0%
Total Revenue	28,201	(2,051)	26,150	-1275.0%
Juvenile Court (Juvenile Services)	143,930	(87,397)	56,533	-64.7%
Total Expenses	143,930	(87,397)	56,533	-64.7%

Ending Fund Balance (Dec 31st)	0		0	
Gain/(Use) of Fund Balance>>>	(115,729)		(30,383)	
Months Reserved>>	0.00		0.00	
Resolution Revenue Number	143,930		56,533	
Resolution Expenses Number	143,930		56,533	

Note: Ending 2015 fund balance is "budgeted," starting 2016 fund balance is current "projection."

FY 2016 Budget Process
 DeKalb County, Georgia
 Law Enf. Conf. Mon. Fund (210)

	2015 Mid-Year	Proposed Change	Proposed 2016	Change
Starting Fund Balance (Jan 1st)	6,523,948	6,523,948	0	
Intergovernmental	540,304	(540,304)	6,468,237	-100.0%
Total Revenue	540,304	(540,304)	6,468,237	
Police	5,636,399	(213,553)	5,422,846	-3.8%
District Attorney	195,250	35,513	230,763	18.2%
Sheriff	1,232,603	(417,975)	814,628	-33.9%
Total Expenses	7,064,252	(596,015)	6,468,237	-8.4%
Ending Fund Balance (Dec 31st)	0		0	
Gain/(Use) of Fund Balance>>>	(6,523,948)		0	
Months Reserved>>	0.00		0.00	
Resolution Revenue Number	7,064,252	(540,304)	6,468,237	
Resolution Expenses Number	7,064,252	(596,015)	6,468,237	

Note: Ending 2015 fund balance is "budgeted," starting 2016 fund balance is current "projection."

FY 2016 Budget Process
 DeKalb County, Georgia
 Pub Saf Jud Ath Debt Fund (413)

2015 Mid-Year Proposed Change Proposed 2016 Change

Starting Fund Balance (Jan 1st)	3,177,963		2,271,503	
Misc: Rental of Real Estate	0	0	0	#DIV/0!
Total Revenue	0	0	0	#DIV/0!
Other Professional Services		13,000	13,000	
Lease Purchase of Juv Court Bldg	925,101	682,196	1,607,297	73.7%
Total Expenses	925,101	695,196	1,620,297	75.1%
Ending Fund Balance (Dec 31st)	2,252,862		651,206	
Gain/(Use) of Fund Balance>>>	(925,101)		(1,620,297)	
Months Reserved>>	29.22		4.82	
Resolution Revenue Number	3,177,963		2,271,503	
Resolution Expenses Number	3,177,963		2,271,503	

Note: Ending 2015 fund balance is "budgeted," starting 2016 fund balance is current "projection."

FY 2016 Budget Process
 DeKalb County, Georgia
 Recreation Fund (207)

2015 Mid-Year Proposed Change Proposed 2016 Change

Starting Fund Balance (Jan 1st)	(42,349)		29,221	
Charges for Services	880,580	(110,498)	770,082	-12.5%
Total Revenue	880,580	(110,498)	770,082	-12.5%
Recreation Services	838,231	(38,928)	799,303	-4.6%
Total Expenses	838,231	(38,928)	799,303	-4.6%
Ending Fund Balance (Dec 31st)	0		0	
Gain/(Use) of Fund Balance>>>	42,349		(29,221)	
Months Reserved>>	0.00		0.00	
Resolution Revenue Number	838,231		799,303	
Resolution Expenses Number	838,231		799,303	

Note: Ending 2015 fund balance is "budgeted," starting 2016 fund balance is current "projection."

FY 2016 Budget Process
 DeKalb County, Georgia
 Rental Motor Vehicle (280)

2015 Mid-Year Proposed Change Proposed 2016 Change

Starting Fund Balance (Jan 1st)	678,874	(153,918)	524,956	
Taxes	477,285	27,184	504,469	5.7%
Total Revenue	477,285	27,184	504,469	5.7%
Rental of Porter Sanford Center	708,375	4,250	712,625	0.6%
Total Expenses	708,375	4,250	712,625	0.6%
Ending Fund Balance (Dec 31st)	447,784		316,800	
Gain/(Use) of Fund Balance>>>	(231,090)		(208,156)	
Months Reserved>>	7.59		5.33	
Resolution Revenue Number	1,156,159	27,184	1,029,425	
Resolution Expenses Number	1,156,159	4,250	1,029,425	

Note: Ending 2015 fund balance is "budgeted," starting 2016 fund balance is current "projection."

FY 2016 Budget Process
 DeKalb County, Georgia
 Risk Management Fund (631)

2015 Mid-Year Proposed Change Proposed 2016 Change

Starting Fund Balance (Jan 1st)	14,444,864	(7,594,083)	6,850,781	
Charges for Services	8,400,000	854,226	9,254,226	10.2%
Payroll Deductions and Matches	95,550,000	1,650,000	97,200,000	1.7%
Total Revenue	103,950,000	854,226	106,454,226	0.8%
Risk Management	118,394,864	(11,745,197)	106,649,667	-9.9%
Total Expenses	118,394,864	(11,745,197)	106,649,667	-9.9%

Ending Fund Balance (Dec 31st)	0		6,655,340	
--------------------------------	---	--	-----------	--

Gain/(Use) of Fund Balance>>>	(14,444,864)		(195,441)	
Months Reserved>>	0.00		0.75	
Resolution Revenue Number	118,394,864		113,305,007	
Resolution Expenses Number	118,394,864		113,305,007	

Note: Ending 2015 fund balance is "budgeted," starting 2016 fund balance is current "projection."

FY 2016 Budget Process
 DeKalb County, Georgia
 Sanitation Fund (541)

2015 Mid-Year Proposed Change Proposed 2016 Change

	2015 Mid-Year	Proposed Change	Proposed 2016	Change
Starting Fund Balance (Jan 1st)	8,882,972		1,713,957	
Charges for Services	63,682,000	0	63,682,000	0.0%
Miscellaneous	181,000	0	181,000	0.0%
Transfer from Vehicle Fund	0	1,970,000	1,970,000	#DIV/0!
Other Financing Sources	1,052,857	1,094,286	2,147,143	103.9%
Total Revenue	64,915,857	3,064,286	67,980,143	4.7%
Finance	223,722	(22)	223,700	0.0%
Transfer to Sanitation CIP	1,225,177	1,124,823	2,350,000	91.8%
Sanitation (Less Reserves & Tran)	72,349,930	(5,229,530)	67,120,400	-7.2%
Total Expenses	73,798,829	(4,104,729)	69,694,100	-5.6%
Ending Fund Balance (Dec 31st)	0		0	
Gain/(Use) of Fund Balance>>>	(8,882,972)		(1,713,957)	
Months Reserved>>	0.00		0.00	
Resolution Revenue Number	73,798,829		69,694,100	
Resolution Expenses Number	73,798,829		69,694,100	

Note: Ending 2014 fund balance is "budgeted," starting 2015 fund balance is current "projection."

FY 2016 Budget Process
 DeKalb County, Georgia
 Speed Humps Maint Fund (212)

2015 Mid-Year Proposed Change Proposed 2016 Change

	2015 Mid-Year	Proposed Change	Proposed 2016	Change
Starting Fund Balance (Jan 1st)	1,399,729		1,399,729	
Charges for Services	290,000	(15,000)	275,000	-1833.3%
Investment Income	3,000	(2,000)	1,000	-50.0%
Total Revenue	293,000	(17,000)	276,000	-1623.5%
Speed Humps	379,272	6,273	385,545	6146.1%
Total Expenses	379,272	6,273	385,545	6146.1%
Ending Fund Balance (Dec 31st)	1,313,457		1,290,184	
Gain/(Use) of Fund Balance>>>	(86,272)		(109,545)	
Months Reserved>>	41.56		40.16	
Resolution Revenue Number	1,692,729		1,675,729	
Resolution Expenses Number	1,692,729		1,675,729	

Note: Ending 2015 fund balance is "budgeted," starting 2016 fund balance is current "projection."

FY 2016 Budget Process
 DeKalb County, Georgia
 Stormwater Ops Fund (581)

2015 Mid-Year Proposed Change Proposed 2016 Change

Starting Fund Balance (Jan 1st)	14,757,932		15,925,303	
Charges for Services	14,769,000	(1,709,251)	13,059,749	-11.6%
Investment Income	12,000	(1,479)	10,521	-12.3%
Total Revenue	14,781,000	(1,710,730)	13,070,270	-11.6%
Stormwater (Less Rerv & Trans)	23,277,936	(1,025,669)	22,252,267	-4.4%
Total Expenses	23,277,936	(1,025,669)	22,252,267	-4.4%
Ending Fund Balance (Dec 31st)	6,260,996		6,743,306	
Gain/(Use) of Fund Balance>>>	(8,496,936)		(9,181,997)	
Months Reserved>>	3.23		3.64	
Resolution Revenue Number	29,538,932		28,995,573	
Resolution Expenses Number	29,538,932		28,995,573	

Note: Ending 2015 fund balance is "budgeted," starting 2016 fund balance is current "projection."

FY 2016 Budget Process
 DeKalb County, Georgia
 Street Light Fund (211)

2015 Mid-Year Proposed Change Proposed 2016 Change

	2015 Mid-Year	Proposed Change	Proposed 2016	Change
Starting Fund Balance (Jan 1st)	2,038,673		1,347,642	
Charges for Services	4,450,000	(100,000)	4,350,000	-2.2%
Investment Income	0	300	300	#DIV/0!
Total Revenue	4,450,000	(99,700)	4,350,300	-2.2%
Street Lights (Less Reserves & Tr	4,898,880	799,062	5,697,942	16.3%
Total Expenses	4,898,880	799,062	5,697,942	16.3%
Ending Fund Balance (Dec 31st)	1,589,793		0	
Gain/(Use) of Fund Balance>>>	(448,880)		(1,347,642)	
Months Reserved>>	3.89		0.00	
Resolution Revenue Number	6,488,673		5,697,942	
Resolution Expenses Number	6,488,673		5,697,942	

Note: Ending 2015 fund balance is "budgeted," starting 2016 fund balance is current "projection."

FY 2016 Budget Process
 DeKalb County, Georgia
 Urban Redev. Agency (414)

2015 Mid-Year Proposed Change Proposed 2016

Starting Fund Balance (Jan 1st)	84,936		(8,033)	Change
Rental of Real Estate	0	571,743	571,743	#DIV/0!
Other Misc Revenue (IRS Subsidy)	748,178	(574,144)	174,034	-76.7%
Total Revenue	748,178	(2,401)	745,777	-0.3%
Debt Service	748,178	(10,434)	737,744	-1.4%
Total Expenses	748,178	(10,434)	737,744	-1.4%

Ending Fund Balance (Dec 31st)	84,936		0
Gain/(Use) of Fund Balance>>>	0		8,033
Months Reserved>>	1.36		0.00
Resolution Revenue Number	833,114		737,744
Resolution Expenses Number	833,114		737,744

Note: Ending 2015 fund balance is "budgeted," starting 2016 fund balance is current "projection."

FY 2016 Budget Process
 DeKalb County, Georgia
 Vehicle Maintenance Fund (611)

2015 Mid-Year Proposed Change Proposed 2016 Change

Starting Fund Balance (Jan 1st)	130,789	(130,789)	0	
Intergovernmental	245,889	(80,889)	165,000	-32.9%
Charges for Services	30,103,385	1,189,946	31,293,331	4.0%
Miscellaneous	80,000	(30,000)	50,000	-37.5%
Total Revenue	30,429,274	1,079,057	31,508,331	3.5%
Fleet Management	30,560,063	948,268	31,508,331	3.1%
Total Expenses	30,560,063	948,268	31,508,331	3.1%
Ending Fund Balance (Dec 31st)	0		0	
Gain/(Use) of Fund Balance>>>	(130,789)		0	
Months Reserved>>	0.00		0.00	
Resolution Revenue Number	30,560,063	948,268	31,508,331	
Resolution Expenses Number	30,560,063	948,268	31,508,331	

Note: Ending 2015 fund balance is "budgeted," starting 2016 fund balance is current "projection."

FY 2016 Budget Process
 DeKalb County, Georgia
 Vehicle Replace. Fund (621)

2015 Mid-Year Proposed Change Proposed 2016 Change

	2015 Mid-Year	Proposed Change	Proposed 2016	Change
Starting Fund Balance (Jan 1st)	50,728,126	(18,887,519)	31,840,607	
Charges for Services	25,893,974	(1,765,974)	24,128,000	-6.8%
Investment Income	10,000	10,000	20,000	100.0%
Miscellaneous Income	15,000,000			
Other Financing Sources	900,000	0	900,000	0.0%
Total Revenue	41,803,974	(1,755,974)	25,048,000	-4.2%
Vehicle Replacement	80,841,592	(33,580,092)	47,261,500	-41.5%
Total Expenses	80,841,592	(33,580,092)	47,261,500	-41.5%
Ending Fund Balance (Dec 31st)	11,690,508		9,627,107	
Gain/(Use) of Fund Balance>>>	(39,037,618)		(22,213,500)	
Months Reserved>>	1.74		2.44	
Resolution Revenue Number	92,532,100		56,888,607	
Resolution Expenses Number	92,532,100		56,888,607	

Note: Ending 2015 fund balance is "budgeted," starting 2016 fund balance is current "projection."

FY 2016 Budget Process
 DeKalb County, Georgia
 Victim Assistance Fund (206)

2015 Mid-Year Proposed Change Proposed 2016 Change

Starting Fund Balance (Jan 1st)	49,999		283,347	
Fines & Forfeitures	350,001	149,999	500,000	333.3%
Intergovernmental	450,000	(50,000)	400,000	-800.0%
Total Revenue	800,001	99,999	900,000	900.0%
Victim Assistance	850,000	333,347	1,183,347	355.0%
Total Expenses	850,000	333,347	1,183,347	355.0%
Ending Fund Balance (Dec 31st)	0		0	
Gain/(Use) of Fund Balance>>>	(49,999)		(283,347)	
Months Reserved>>	0.00		0.00	
Resolution Revenue Number	850,000		1,183,347	
Resolution Expenses Number	850,000		1,183,347	

Note: Ending 2015 fund balance is "budgeted," starting 2016 fund balance is current "projection."

FY 2016 Budget Process
 DeKalb County, Georgia
 Water & Sewer Op Fund (511)

2015 Mid-Year Proposed Change Proposed 2016 Change

	2015 Mid-Year	Proposed Change	Proposed 2016	Change
Starting Fund Balance (Jan 1st)	50,882,981		49,672,412	
Charges for Services	257,602,240	5,434,092	263,036,332	2.1%
Investment Income	600,054	(600,054)	0	-100.0%
Other Miscellaneous	0	373,082	373,082	#DIV/0!
Transfer from Gen & San Fund	0	429,196	429,196	#DIV/0!
Other Financing Sources	116,315	10,353	126,668	8.9%
Total Revenue	258,318,609	5,646,669	263,965,278	2.2%
Finance	8,334,055	1,569,792	9,903,847	18.8%
Transfer to R&E	106,544,371	(5,817,919)	100,726,452	-5.5%
Transfer to Sinking Fund	51,728,420	1,131,877	52,860,297	2.2%
Watershed (less Resv/Tran)	135,055,051	7,552,350	142,607,401	5.6%
Total Expenses	301,661,897	4,436,100	306,097,997	1.5%
Ending Fund Balance (Dec 31st)	7,539,693		7,539,693	
Gain/(Use) of Fund Balance>>>	(43,343,288)		(42,132,719)	
Months Reserved>>	0.30		0.30	
Resolution Revenue Number	309,201,590		313,637,690	
Resolution Expenses Number	309,201,590		313,637,690	

Note: Ending 2015 fund balance is "budgeted," starting 2016 fund balance is current "projection."

FY 2016 Budget Process
 DeKalb County, Georgia
 W&S Debt Svc Bond Fund (514)

2015 Mid-Year Proposed Change Proposed 2016 Change

Starting Fund Balance (Jan 1st)	14,493,638		14,713,635	
Miscellaneous	541,498	(291,498)	250,000	-53.8%
Other Financing Sources	51,728,420	1,131,877	52,860,297	2.2%
Total Revenue	52,269,918	840,379	53,110,297	1.6%
Debt Service	66,763,556	1,060,376	67,823,932	1.6%
Total Expenses	66,763,556	1,060,376	67,823,932	1.6%
Ending Fund Balance (Dec 31st)	0		0	
Gain/(Use) of Fund Balance>>>	(14,493,638)		(14,713,635)	
Months Reserved>>	0.00		0.00	
Resolution Revenue Number	66,763,556		67,823,932	
Resolution Expenses Number	66,763,556		67,823,932	

Note: Ending 2015 fund balance is "budgeted," starting 2016 fund balance is current "projection."

FY 2016 Budget Process
 DeKalb County, Georgia
 Workers Comp Fund (632)

2015 Mid-Year Proposed Change Proposed 2016 Change

Starting Fund Balance (Jan 1st)	(6,327,365)	5,747,021	(580,344)	
Charges for Services	18,386,466	(11,886,466)	6,500,000	-64.6%
Total Revenue	18,386,466	(11,886,466)	6,500,000	-64.6%
Workers Comp	12,059,101	(6,139,445)	5,919,656	-50.9%
Total Expenses	12,059,101	(6,139,445)	5,919,656	-50.9%
Ending Fund Balance (Dec 31st)	0		0	
Gain/(Use) of Fund Balance>>>	6,327,365		580,344	
Months Reserved>>	0.00		0.00	
Resolution Revenue Number	12,059,101		5,919,656	
Resolution Expenses Number	12,059,101		5,919,656	

Note: Ending 2015 fund balance is "budgeted," starting 2016 fund balance is current "projection."

Airport (DeKalb Peachtree, PDK) (08200)**Airport Fund (551)**

History Sheet

Departmental Description

The Airport Department operates and maintains the DeKalb Peachtree Airport; acts as a liaison with the Federal Aviation Administration (FAA), Georgia Department of Transportation (GDOT), Atlanta Regional Commission (ARC) and numerous other government agencies. Prepares the airport master plan, airport layout plan and assists in preparation of land use plans for those areas surrounding the airport. Performs security at the airport. Presents requests for federal and state assistance and administrators grants under the FAA Airport Improvement Program. Participates on aviation boards and committees, leases airport land and facilities under the authority and direction of the CEO, DeKalb County and the County Board of Commissioners. Provides noise abatement policies and procedures. Provides airport/aviation staff assistance to the Airport Advisory Board (AAB) and acts as a general aviation information center for the public.

Common Object Expenditures	FY13 Act	FY14 Act	FY15 Bdgt	FY16 Req	FY16 App
51 - Personal Srvc	1,199,739	1,326,938	1,409,167	2,774,995	1,507,783
52 - Purch/Contr	229,235	276,167	291,335	469,180	217,014
53 - Supplies	327,200	474,270	574,483	916,809	566,699
55 - Interfund/Interdept	584,648	545,251	438,465	353,588	343,588
57 - Other Costs	210,036	193,182	201,000	83,582	83,582
61 - Other Financing Uses	1,400,000	2,000,000	4,005,000	8,684,340	4,500,000
70 - Retirement Services	4,812	4,812	4,812	5,027	5,027
Total (\$)	3,955,669	4,820,619	6,924,262	13,287,521	7,223,693

Cost Center Level Expenditures	FY13 Act	FY14 Act	FY15 Bdgt	FY16 Req	FY16 App
Airport - Administration (08210)	1,911,241	2,142,105	2,008,778	3,105,451	1,851,975
Airport - Capital (08210)	1,400,000	2,000,000	4,005,000	8,684,340	4,500,000
Airport - Maintenance (08220)	644,429	678,515	910,484	1,497,730	871,718
Total (\$)	3,955,669	4,820,619	6,924,262	13,287,521	7,223,693

Change 21.9% 43.6% 91.9% 4.3%

Note: Cost Center 08210 is displayed in the above manner to differentiate true Administration expenditures from Contribution to Capital.

Positions	FY13 Act	FY14 Act	FY15 Bdgt	FY16 Req	FY16 App
Authorized (FT)	24	23	23	23	23
Filled (12/31 or Current)	23	23	20		
Funded				23	23

Airport (DeKalb Peachtree, PDK) (08200)**Airport Fund (551)**

Request/Recommendation Sheet

Budget (Mid Year 2015)	6,924,262	6,924,262	6,924,262
-------------------------------	------------------	------------------	------------------

Base (Changes from Mid-Year)	Requested	Recommended	Approved
-------------------------------------	------------------	--------------------	-----------------

A.	Personal services adjustment. 20 positions requested in Base, three positions in Base+ (Assistant Director, Electrician Senior, and Construction Supervisor, plan to be hired in 4Q FY15. Salaries increase from \$955K to \$2.2M due to accidental double-entry by department. Benefits increase from \$93K to \$427K. Total requested 23. [Recommendation is for the 20 Base positions and the 3 Base+ positions. Recommendation recalculated due to accidental departmental doubling error. Total funded 23.]	1,365,828	98,616	98,616
----	---	-----------	--------	--------

B.	Operational adjustments. Increase in Operations of \$318K is due to accidental departmental entry of requested amount in the Base+ column instead of the incremental increase/decrease. [Recommendation reflects actual request].	318,091	(294,185)	(294,185)
----	---	---------	-----------	-----------

C.	Increase in Transfer to Airport CIP and Transfer to CIP Fund from \$4.0M to \$8.6M due to accidental department doubling. This is the amount that is dedicated from the current year's operational budget to complete CIP projects at the Airport. [Recommendation increases total CIP from \$4.0M to \$4.5M].	4,679,340	495,000	495,000
----	---	-----------	---------	---------

Base (Total)	13,287,521	7,223,693	7,223,693
---------------------	-------------------	------------------	------------------

Program Modifications	Requested	Recommended	Approved
------------------------------	------------------	--------------------	-----------------

A.	No program mods requested.	NA	NA	NA
----	----------------------------	----	----	----

Program Modifications (Total)	-	-	-
--------------------------------------	----------	----------	----------

Total Budget (2016)	13,287,521	7,223,693	7,223,693
----------------------------	-------------------	------------------	------------------

Animal Services (04200)**General Fund (100)**

History Sheet

Departmental Description

Animal Services provides animal control and enforcement throughout the county as well as operating the county animal shelter. In FY16, Animal Services's budget will be moved from General Fund - Police Department to General Fund - Animal Services.

Common Object Expenditures	FY13 Act	FY14 Act	FY15 Bdgt	FY16 Req	FY16 App
51 - Personal Srvc	NA	NA	NA	NA	1,469,952
52 - Purch/Contr	NA	NA	NA	NA	2,171,749
53 - Supplies	NA	NA	NA	NA	208,667
55 - Interfund/Interdept	NA	NA	NA	NA	236,370
Total (\$)	NA	NA	NA	NA	4,086,738

Cost Center Level Expenditures	FY13 Act	FY14 Act	FY15 Bdgt	FY16 Req	FY16 App
Animal Services (04210)	NA	NA	NA	NA	4,086,738
Total (\$)	NA	NA	NA	NA	4,086,738
Change		NA	NA	NA	NA

Positions	FY13 Act	FY14 Act	FY15 Bdgt	FY16 Req	FY16 App
Authorized (FT)	NA	NA	NA	NA	38
Filled (12/31 or Current)	NA	NA	NA		
Funded				NA	23

Animal Services (04200)
General Fund (100)
 Request/Recommendation Sheet

Budget (Mid Year 2015) - - -

Base (Changes from Mid-Year)	Requested	Recommended	Approved
A. Personal services adjustment. 23 positions requested in Base Target. Salaries increase \$19K from \$849K to \$868K. Benefits increase \$119K from \$388K to \$517K. Total requested 23. [Recommendation increases overtime by \$25K based on 2015 projected expenditures.]	Originally requested in Police General Fund budget.	1,469,952	1,469,952
B. Operational adjustments. Supplies increase \$77K from \$132K to \$209K. Interfund/ Interdepartmental Charges decrease \$19K from \$255K to \$236K. [Recommended as is.]	Originally requested in Police General Fund budget.	2,616,786	2,616,786
Base (Total)	-	4,086,738	4,086,738

Program Modifications	Requested	Recommended	Approved
A. Additional Animal Control Personnel (Funding for five existing Animal Control Officers to address staffing shortage and reduce use of overtime.) [Originally requested in Police-General Fund budget. Total request of \$168,326. Not recommended at this time.]	Originally requested in Police General Fund budget.	Not recommended at this time	-
B. Vehicle Laptops (Funding to equip all Animal Control Field Operations vehicles with laptops to allow onsite data entry. Total of three laptops.) [Originally requested in Police-General Fund budget. Total request of \$10,704. Not recommended at this time.]	Originally requested in Police General Fund budget.	Not recommended at this time.	-
Program Modifications (Total)	-	-	-

Total Budget (2016) - 4,086,738 4,086,738

Note: In FY15, the budget will be moved out of General Fund - Police Dept to General Fund - Animal Services.

BOC (00200)
General Fund (100)
 History Sheet

Departmental Description

The Board of Commissioners serves as the legislative branch of DeKalb County government. The Board is comprised of seven part-time commissioners, each elected to a four-year term. The county is divided into five districts with one commissioner serving each district. There are also two super districts, one on the east end of the county and the other on the west end, each making up about half of the county population. Each super district is served by one commissioner. Therefore, every DeKalb citizen is served by two commissioners, one with the district and one with the super district.

<u>Common Object Expenditures</u>	<u>FY13 Act</u>	<u>FY14 Act</u>	<u>FY15 Bdgt</u>	<u>FY16 Req</u>	<u>FY16 App</u>
51 - Personal Srvc	2,079,198	1,899,171	2,801,741	2,768,098	2,906,925
52 - Purch/Contr	438,773	422,704	439,923	471,166	466,437
53 - Supplies	74,521	63,184	25,023	39,231	44,544
54 - Capital Outlays	3,639	2,938	99,000	10,000	13,747
55 - Interfund/Interdept	1,357	-	-	-	-
57 - Other Costs	100	-	-	-	-
Total (\$)	2,597,588	2,387,997	3,365,687	3,288,495	3,431,653

<u>Cost Center Level Expenditures</u>	<u>FY13 Act</u>	<u>FY14 Act</u>	<u>FY15 Bdgt</u>	<u>FY16 Req</u>	<u>FY16 App</u>
Commission District 1 (00201)	253,048	211,491	276,798	269,562	285,779
Commission District 2 (00202)	251,848	247,966	277,878	296,358	293,166
Commission District 3 (00203)	230,711	208,342	278,271	300,698	288,648
Commission District 4 (00204)	243,626	275,401	276,598	288,944	287,853
Commission District 5 (00205)	162,141	37,334	277,722	289,845	289,885
Commission District 6 (00206)	251,193	236,147	279,932	279,077	287,753
Commission District 7 (00207)	201,528	210,135	278,901	296,140	286,521
Commission Administration (00210)	597,539	555,912	907,954	748,147	865,361
Clerk to BOC & CEO (00211)	405,955	405,270	511,633	519,724	546,687
Total (\$)	2,597,588	2,387,997	3,365,687	3,288,495	3,431,653
Change		-8.1%	40.9%	-2.3%	2.0%

<u>Positions</u>	<u>FY13 Act</u>	<u>FY14 Act</u>	<u>FY15 Bdgt</u>	<u>FY16 Req</u>	<u>FY16 App</u>
Authorized (FT)	32	35	36	36	36
Filled (12/31 or Current)	25	25	32		
Funded				31	31

BOC (00200)
General Fund (100)
 Request/Recommendation Sheet

Budget (Mid Year 2015)	3,365,687	3,365,687	3,365,687
-------------------------------	------------------	------------------	------------------

Base (Changes from Mid-Year)	Requested	Recommended	Approved
-------------------------------------	------------------	--------------------	-----------------

<p>Personal services adjustment. 29 positions requested in Base Target; two positions (Chief of Staff; Director of Policy Research & Analysis) requested in Base+. Request essentially flat due to increases in Group</p> <p>A. Insurance and Pension being offset by not funding four internal audit positions that were partially funded in FY15. [Recommended, with adjustments to Insurance, FICA, Pension, and equalizing districts]</p>	(33,643)	105,184	105,184
--	----------	---------	---------

<p>Operational adjustments. An \$89K decrease (from \$99K to \$10K) in computers partially offset by a \$22K increase (from \$38K to \$60K) in communications (telephone, wireless, internet) and a \$29K increase (from \$13K to \$42K in training and travel. Both increases due mainly to FY15 being under-budgeted). [Recommended, with additional reductions suggested by department.]</p>	(43,549)	(82,576)	(82,576)
--	----------	----------	----------

C. Fund encumbrances carried forward from prior years.	NA	43,358	43,358
--	----	--------	--------

Base (Total)	3,288,495	3,431,653	3,431,653
---------------------	------------------	------------------	------------------

Program Modifications	Requested	Recommended	Approved
------------------------------	------------------	--------------------	-----------------

A. No program mods requested.	NA	NA	NA
-------------------------------	----	----	----

Program Modifications (Total)	-	-	-
--------------------------------------	----------	----------	----------

Total Budget (2016)	3,288,495	3,431,653	3,431,653
----------------------------	------------------	------------------	------------------

Budget (02200)
General (100)
 History Sheet

Departmental Description

The Office of Management and Budget (OMB) strives to provide information and analysis to the elected decision makers of DeKalb County in order for them to make public policy decisions. OMB also strives to assist the CEO/COO in developing, implementing, and overseeing day-to-day management procedures of county operations, including in-depth financial and programmatic analysis and regular evaluations of previous proposals. The department did not exist prior to May 2015 as the budget function was housed in a division in Finance.

Common Object Expenditures	FY13 Act	FY14 Act	FY15 Bdgt	FY16 Req	FY16 App
51 - Personal Srvc	-	-	671,869	1,114,926	1,166,003
52 - Purch/Contr	-	-	57,000	64,019	64,019
53 - Supplies	-	-	10,000	15,990	15,990
54 - Capital Outlay	-	-	24,000	4,600	4,600
61 - Other Financing Uses	-	-	-	176,940	-
Total (\$)	-	-	762,869	1,376,475	1,250,612

Cost Center Level Expenditures	FY13 Act	FY14 Act	FY15 Bdgt	FY16 Req	FY16 App
Budget (02210)	-	-	762,869	1,376,475	1,250,612
Total (\$)	-	-	762,869	1,376,475	1,250,612
Change		#DIV/0!	#DIV/0!	80.4%	63.9%

Positions	FY13 Act	FY14 Act	FY15 Bdgt	FY16 Req	FY16 App
Authorized (FT)	NA	NA	12	12	10
Filled (12/31 or Current)	NA	NA	8		
Funded				10	10

Budget (02200)
General (100)
 Request/Recommendation Sheet

Budget (Mid Year 2015)	762,869	762,869	762,869
-------------------------------	---------	---------	---------

Base (Changes from Mid-Year)	Requested	Recommended	Approved
<p>Personal services adjustment. Eight positions requested in Base Target, two positions in Base+ (Fin Mgt Analyst, Bdgt Analyst Tech) requested for ten months. Positions in FY15 funded for only eight months, annualized in Base. Salaries inc \$324K, Benefits inc \$76K. Total positions requested to fund = 10. [Recommendation funds new positions at twelve months.]</p>			
A.	443,057	494,134	494,134
<p>Operational adjustments. Increases in copier lease \$3K, Advertising Services \$7K, offset by one time computer purchases in FY15 of \$19K. [Recommended as is.]</p>			
B.	(6,391)	(6,391)	(6,391)
Base (Total)	1,199,535	1,250,612	1,250,612

Program Modifications	Requested	Recommended	Approved
<p>CAPITAL: Licenses for 150 users for new budget system expected to go online in 2016. Licenses will be paid as project first year until license locations are determined. In IT, after that. [Recommended, but fund in IT from start.]</p>			
1.	176,940	Transferred to IT.	Transferred to IT.
<p>Eliminated two unfunded authorized positions effective immediately. Budget Principal Management Analysts #00501, #15066. [Recommended as is.]</p>			
2.	NA. Not in original request.	Yes. Eliminate two unfunded positions.	Yes. Eliminate two unfunded positions.
Program Modifications (Total)	176,940	-	-

Total Budget (2016)	1,376,475	1,250,612	1,250,612
----------------------------	------------------	------------------	------------------

Chief Executive Officer (00100)**General Fund (100)**

History Sheet

Departmental Description

The Office of the Chief Executive Officer provides comprehensive direction, supervision and guidance to the department heads reporting directly to the CEO as established under the Organizational Act of 1984. The Office of the CEO provides the assurance that DeKalb County government is functioning in a proper, effective and legal manner.

Common Object Expenditures	FY13 Act	FY14 Act	FY15 Bdgt	FY16 Req	FY16 App
51 - Personal Srvc	2,058,056	1,856,702	1,606,430	1,609,107	702,886
52 - Purch/Contr	156,354	108,944	264,692	300,958	262,305
53 - Supplies	13,786	24,020	15,000	20,401	13,287
54 - Capital Outlay	1,408	-	-	-	-
55 - Interfund/Interdept	(343,012)	(373,936)	(536,783)	(532,278)	8,776
Total (\$)	1,886,592	1,615,730	1,349,339	1,398,188	987,254

Cost Center Level Expenditures	FY13 Act	FY14 Act	FY15 Bdgt	FY16 Req	FY16 App
Chief Executive Officer (00110)	787,626	812,248	712,485	620,815	447,692
CEO - Operations (00112)	726,179	248,000	8,339	34,604	34,604
CEO - Staff (00114)	451,440	235,912	277,954	305,674	305,674
Executive Assistant (00120)	15	(1,807)	-	-	-
Community Relations (00140)	-	12,363	-	-	-
Public Information (00150)	(77,019)	299,813	184,746	237,811	-
Process Improvement (00160)	(1,649)	9,201	165,815	199,284	199,284
Total (\$)	1,886,592	1,615,730	1,349,339	1,398,188	987,254
Change		-14.4%	-16.5%	3.6%	-26.8%

Positions	FY13 Act	FY14 Act	FY15 Bdgt	FY16 Req	FY16 App
Authorized (FT)	20	17	17	17	7
Filled (12/31 or Current)	16	14	16		
Funded (Single-filled)				15	6
Funded (Double-filled)				1	-

Note: Public Information and DCTV are moved into a new department (Communications) effective with this budget.

Chief Executive Officer (00100)
General Fund (100)
 Request/Recommendation Sheet

Budget (Mid Year 2015)	1,349,339	1,349,339	1,349,339
-------------------------------	------------------	------------------	------------------

Base (Changes from Mid-Year)	Requested	Recommended	Approved
-------------------------------------	------------------	--------------------	-----------------

A.	Personal services adjustment. 15 positions requested in Base Target. No positions requested in Base+. One double-filled position (Communications Coordinator, Position # 07687, Job Code 6654) requested in Base+. Total requested 16. Salaries decrease \$81K from \$1.2M to \$1.1M. Benefits increase \$40K from \$420K to \$460K. Automobile and Commission Allowances increase \$5K from \$17K to \$23K. [Recommended as is.]	(35,177)	(36,938)	(36,938)
----	---	----------	----------	----------

B.	Operational adjustments. Rental of Equipment increases \$18K to cover cost of copiers for CEO and COO offices. [Recommended as is.]	46,172	46,172	46,172
----	---	--------	--------	--------

C.	Remove Cable TV Support Charge. The CEO - General Fund historically has received a credit from the Unincorporated Fund for the Cable TV Support Charge. [Recommendation is to move this out of the CEO's budget and treat as a revenue transfer to the General Fund.]	NA	556,995	556,995
----	---	----	---------	---------

Base (Total)	1,360,334	1,915,568	1,915,568
---------------------	------------------	------------------	------------------

Program Modifications	Requested	Recommended	Approved
------------------------------	------------------	--------------------	-----------------

A.	DCTV Part-time Employees. Funding for two existing part-time employees that have been authorized and filled since December 2014, but were not budgeted for in 2015 budget. [Recommended as part of Communications (00600) budget.]	37,854	Considered as part of Communications budget.	-
----	--	--------	--	---

B.	Creation of Office of Communications (00600) Budget. Recommendation is to create a standalone budget for Communications apart from the CEO's budget. Transfer of 10 existing positions (nine regular and one double-filled converted to regular) from the CEO - General Fund to the Office of Communications. [Recommended as is.]	NA	(928,314)	(928,314)
----	--	----	-----------	-----------

Program Modifications (Total)	37,854	(928,314)	(928,314)
--------------------------------------	---------------	------------------	------------------

Total Budget (2016)	1,398,188	987,254	987,254
----------------------------	------------------	----------------	----------------

Chief Executive Officer (00100)**Unincorporated Fund (272)**

History Sheet

Departmental Description

This budget (previously labeled CEO or DCTV) is the transfer to support what will be Communications in the FY16 budget. It will now be shown as a transfer from Non-Departmental - Unincorporated Fund.

<u>Common Object Expenditures</u>	<u>FY13 Act</u>	<u>FY14 Act</u>	<u>FY15 Bdgt</u>	<u>FY16 Req</u>	<u>FY16 App</u>
51 - Personal Srvc	-	-	19,147	-	-
55 - Interfund/Interdept	348,040	379,862	543,315	543,315	-
Total (\$)	348,040	379,862	562,462	543,315	-

<u>Cost Center Level Expenditures</u>	<u>FY13 Act</u>	<u>FY14 Act</u>	<u>FY15 Bdgt</u>	<u>FY16 Req</u>	<u>FY16 App</u>
Cable TV Support (00161)	348,040	379,862	562,462	543,315	-
Total (\$)	348,040	379,862	562,462	543,315	-
Change		9.1%	48.1%	-3.4%	-100.0%

<u>Positions</u>	<u>FY13 Act</u>	<u>FY14 Act</u>	<u>FY15 Bdgt</u>	<u>FY16 Req</u>	<u>FY16 App</u>
Authorized (FT)	-	-	-	-	-
Filled (12/31 or Current)	-	-	-		
Funded				-	-

Chief Executive Officer (00100)
Unincorporated Fund (272)
 Request/Recommendation Sheet

Budget (Mid Year 2015)	562,462	562,462	562,462
-------------------------------	----------------	----------------	----------------

Base (Changes from Mid-Year)	Requested	Recommended	Approved
-------------------------------------	------------------	--------------------	-----------------

Personal services adjustment. Removes personal services and benefits funding from			
A. CEO's budget in the Unincorporated fund. All personnel is budgeted in the General Fund. [Recommended as is.]	(19,147)	(19,147)	(19,147)

Base (Total)	543,315	543,315	543,315
---------------------	----------------	----------------	----------------

Program Modifications	Requested	Recommended	Approved
------------------------------	------------------	--------------------	-----------------

Move operational transfer to non-departmental. DCTV will be created as a standalone department in the General Fund, and the transfer from the Unincorporated Fund to cover expenses will be moved to the non-departmental. [Recommended as is.]	NA	(543,315)	(543,315)
---	----	-----------	-----------

Program Modifications (Total)	-	(543,315)	(543,315)
--------------------------------------	----------	------------------	------------------

Total Budget (2016)	543,315	-	-
----------------------------	----------------	----------	----------

Child Advocate (04000)**General (100)**

History Sheet

Departmental Description

The Child Advocacy Center (CAC) provides legal representation and best interest advocacy for abused and neglected children in the DeKalb County Juvenile Court. The CAC consists of attorneys, investigators, paralegals and advocacy support who litigate and provide ongoing case management in order to promote improved well being and permanency (safe and stable homes) for dependent children.

<u>Common Object Expenditures</u>	<u>FY13 Act</u>	<u>FY14 Act</u>	<u>FY15 Bdgt</u>	<u>FY16 Req</u>	<u>FY16 App</u>
51 - Personal Srvc	1,622,057	1,730,700	2,115,841	2,394,190	2,304,812
52 - Purch/Contr	109,308	139,041	213,039	195,425	195,425
53 - Supplies	19,843	15,955	23,523	21,069	21,069
54 - Capital Outlay	5,799	2,574	2,700	4,093	4,093
55 - Interfund/Interdept	7,054	2,377	-	7,250	7,250
Total (\$)	1,764,061	1,890,647	2,355,103	2,622,027	2,532,649

<u>Cost Center Level Expenditures</u>	<u>FY13 Act</u>	<u>FY14 Act</u>	<u>FY15 Bdgt</u>	<u>FY16 Req</u>	<u>FY16 App</u>
Child Advocates Office (04010)	1,764,061	1,890,647	2,355,103	2,622,027	2,532,649
Total (\$)	1,764,061	1,890,647	2,355,103	2,622,027	2,532,649
Change		7.2%	24.6%	11.3%	7.5%

<u>Positions</u>	<u>FY13 Act</u>	<u>FY14 Act</u>	<u>FY15 Bdgt</u>	<u>FY16 Req</u>	<u>FY16 App</u>
Authorized (FT)	21	24	26	28	26
Filled (12/31 or Current)	20	23	25		
Funded				28	26

Child Advocate (04000)
General (100)
 Request/Recommendation Sheet

Budget (Mid Year 2015)	2,355,103	2,355,103	2,355,103
-------------------------------	------------------	------------------	------------------

Base (Changes from Mid-Year)	Requested	Recommended	Approved
-------------------------------------	------------------	--------------------	-----------------

Personal services adjustment. 24 positions requested in Base Target. Two positions requested in Base+ (Attorney I & Attorney III positions created at mid-year; Attorney I position has been filled; Attorney III position is in the hiring process as of budget request submission). Benefits increased \$131K from \$575K to \$706K. Total requested 26. [Recommended as is.]	188,971	188,971	188,971
---	---------	---------	---------

Operational adjustments. Overall operations decreased \$11K from \$239K to \$228K. Other Professional Services decreased \$23K from \$121K to \$98K due to completion of office buildout. Interdepartmental charges increase \$7K to cover cost of one new vehicle added in 2015. [Recommended as is.]	(11,425)	(11,425)	(11,425)
--	----------	----------	----------

Base (Total)	2,532,649	2,532,649	2,532,649
---------------------	------------------	------------------	------------------

Program Modifications	Requested	Recommended	Approved
------------------------------	------------------	--------------------	-----------------

Addition of two new positions (Victim Witness Coordinator #8146 & Investigator Principal #7415). Request covers funding for 8 months of salary & benefits [Not recommended at this time.]	89,378	Not recommended at this time.	-
---	--------	-------------------------------	---

Program Modifications (Total)	89,378	-	-
--------------------------------------	---------------	----------	----------

Total Budget (2016)	2,622,027	2,532,649	2,532,649
----------------------------	------------------	------------------	------------------

Citizen Help Center (07800)**General Fund (100)**

History Sheet

Departmental Description

The Citizen Help Center operates the 311 Call Center and provides information to citizens who call with county service related questions or concerns.

Common Object Expenditures	FY13 Act	FY14 Act	FY15 Bdgt	FY16 Req	FY16 App
51 - Personal Srvc	NA	NA	NA	NA	144,743
52 - Purch/Contr	NA	NA	NA	NA	11,000
53 - Supplies	NA	NA	NA	NA	1,500
54 - Capital Outlay	NA	NA	NA	NA	-
Total (\$)	NA	NA	NA	NA	157,243

Cost Center Level Expenditures	FY13 Act	FY14 Act	FY15 Bdgt	FY16 Req	FY16 App
Citizen Help Center (07810)	NA	NA	NA	NA	157,243
Total (\$)	NA	NA	NA	NA	157,243

Change NA NA NA NA NA

Positions	FY13 Act	FY14 Act	FY15 Bdgt	FY16 Req	FY16 App
Authorized (FT)	NA	NA	NA	NA	6
Filled (12/31 or Current)	NA	NA	NA		
Funded				NA	3

Note: This unit was transferred out of Executive Assistant/COO with the FY16 Budget.

Citizen Help Center (07800)
General Fund (100)
 Request/Recommendation Sheet

Budget (Mid Year 2015)	NA	NA	NA
-------------------------------	----	----	----

Base (Changes from Mid-Year)	Requested	Recommended	Approved
A. Personal services adjustment. Three existing positions (two Call Center Operators, Job Code 3860, Pos# 01309 and 05909; One Call Center Operator, Job Code 6805, Pos#00288) originally requested in the Executive Assistant budget. [Recommended as is with additional transfer of three authorized but unfunded Call Center Operator positions (Job Code 3860, Pos# 07671, 10692, and 11089) from Executive Assistant.]	Originally requested in the Executive Assistant budget.	144,743	144,743
B. Operational adjustments. Includes \$11K for telephone service and \$1.5K in operating supplies. [Recommended as is.]	Originally requested in the Executive Assistant budget.	12,500	12,500
Base (Total)	-	157,243	157,243

Program Modifications	Requested	Recommended	Approved
A. Citizen Help Center Expansion. Hiring of new 17 positions (15 Call Center Operators, Job Code 3860, Grade 19, eight months funding; One Call Center Quality Assurance Analyst, Job Code 3885, Grade 21, eight months funding; One Call Center Department Liaison, Job Code 3880, Grade 21, eight months funding). Full-time Personal Services & Benefits of \$579K. Remaining funding for temporary personnel and start-up and operating costs. Total of \$3.2M originally requested in Executive Assistant budget. [Not recommended at this time.]	Originally requested in the Executive Assistant budget.	Not Recommended at this time.	Not Recommended at this time.
Program Modifications (Total)	-	-	-

Total Budget (2016)	-	157,243	157,243
----------------------------	---	----------------	----------------

Clerk Superior Court (03600)**General (100)**

History Sheet

Departmental Description

The Clerk of Superior Court is a Constitutional Officer elected and charged with the responsibility of filing, recording and maintaining records for public inspection, including records pertaining to general civil, domestic civil, domestic violence, criminal indictments, accusations, warrants, real and personal property located in DeKalb County in accordance with the laws of the State of Georgia. The Office of the Clerk of Superior Court supports ten superior court judges, twenty-five magistrate court judges, and four specialty courts.

Common Object Expenditures	FY13 Act	FY14 Act	FY15 Bdgt	FY16 Req	FY16 App
51 - Personal Srvc	4,898,318	5,291,674	5,911,701	6,254,064	6,057,514
52 - Purch/Contr	873,330	847,358	1,146,630	1,191,052	1,191,052
53 - Supplies	116,287	176,849	121,987	120,386	120,386
54 - Capital Outlays	34,648	4,201	14,300	14,300	14,300
55 - Interfund/Interdept	9,099	-	-	-	-
57 - Other Costs	11,024	11,024	11,024	11,024	11,024
61 - Other Financing Uses	-	-	537,782	537,782	-
Total (\$)	5,942,706	6,331,105	7,743,424	8,128,608	7,394,276

Cost Center Level Expenditures	FY13 Act	FY14 Act	FY15 Bdgt	FY16 Req	FY16 App
Clerk of Superior Court (03601)	5,558,242	5,973,992	7,266,600	7,641,100	6,906,768
Clerk of Superior Court (03610)	-	1,421	-	243	243
Board of Equilization (03611)	384,464	355,693	476,824	487,265	487,265
Total (\$)	5,942,706	6,331,105	7,743,424	8,128,608	7,394,276
Change		6.5%	22.3%	5.0%	-4.5%

Positions	FY13 Act	FY14 Act	FY15 Bdgt	FY16 Req	FY16 App
Authorized (FT)	89	89	89	89	89
Filled (12/31, Current, or Recom)	87	87	87		
Funded				91	86

Clerk Superior Court (03600)
General (100)
 Request/Recommendation Sheet

Budget (Mid Year 2015)	7,743,424	7,743,424	7,743,424
-------------------------------	------------------	------------------	------------------

Base (Changes from Mid-Year)	Requested	Recommended	Approved
-------------------------------------	------------------	--------------------	-----------------

<p>A. Personal services adjustment. 86 positions requested in Base Target, five positions in Base+ (Court Records Supv, 2-Court Records Tech II , & 2-Court Records Tech III). Salaries increase from \$4M to \$4.2M. Benefits increase from \$1.6M to \$2M. Salary adjustment of \$2,345. Two Court Records Tech positions, #04468 & #05292, were already in Base budget, asked for twice. Overtime decrease from \$231K to 47K. Total requested 91. [Recommended 86 positions in target but not five in Base +. Total funded 86.]</p>	342,363	145,813	145,813
---	---------	---------	---------

<p>B. Operational adjustments. Operations decrease from \$1.8M to \$1.3M. Reduction of CIP transfer of -\$537,782 for case mgmt system, offset by minor increases in other areas. [Recommended as is.]</p>	(494,961)	(494,961)	(494,961)
--	-----------	-----------	-----------

Base (Total)	7,590,826	7,394,276	7,394,276
---------------------	------------------	------------------	------------------

Program Modifications	Requested	Recommended	Approved
------------------------------	------------------	--------------------	-----------------

<p>A. CAPITAL: Case management system (five-year project, year 2 of 5). [See General Fund, Non-Departmental.]</p>	537,782	See General Fund, Non-Departmental.	See General Fund, Non-Departmental.
---	---------	-------------------------------------	-------------------------------------

Program Modifications (Total)	537,782	-	-
--------------------------------------	----------------	----------	----------

Total Budget (2016)	8,128,608	7,394,276	7,394,276
----------------------------	------------------	------------------	------------------

Communications (00600)**General Fund (100)**

History Sheet

Departmental Description

The Communications Office includes the operations of the Chief Communications Officer as well as DeKalb County Television (DCTV). These operations were budgeted within the CEO's budget prior to the 2016 Budget.

The General Fund will receive a transfer of \$543K from the Unincorporated Fund to partially offset the operating costs of DCTV.

Common Object Expenditures	FY13 Act	FY14 Act	FY15 Bdgt	FY16 Req	FY16 App
51 - Personal Srvc	NA	NA	NA	NA	991,186
52 - Purch/Contr	NA	NA	NA	NA	38,653
53 - Supplies	NA	NA	NA	NA	15,787
55 - Interfund/Interdept	NA	NA	NA	NA	15,941
Total (\$)	NA	NA	NA	NA	1,061,567

Cost Center Level Expenditures	FY13 Act	FY14 Act	FY15 Bdgt	FY16 Req	FY16 App
DCTV (00610)	NA	NA	NA	NA	1,061,567
Total (\$)	NA	NA	NA	NA	1,061,567
Change		NA	NA	NA	NA

Positions	FY13 Act	FY14 Act	FY15 Bdgt	FY16 Req	FY16 App
Authorized (FT)	NA	NA	NA	NA	11
Filled (12/31 or Current)	NA	NA	NA		
Funded				NA	11

Communications (00600)
General Fund (100)
Request/Recommendation Sheet

Budget (Mid Year 2015)	NA	NA	NA
-------------------------------	----	----	----

Base (Changes from Mid-Year)	Requested	Recommended	Approved
A. NA - Communications spun off from CEO.	NA	NA	-
Base (Total)	-	-	-

Program Modifications	Requested	Recommended	Approved
A. DCTV Part-time Employees. Funding for two part-time employees that have been authorized and filled since December 2014, but were not budgeted for in 2015 budget.	Originally requested in the CEO - General Fund budget.	37,854	37,854
B. Personal services adjustment. Nine existing positions (Chief Communications Officer, Pos# 08387, Job Code 6650; Administrative Assistant II, Pos# 06699, Job Code 6460; three Audiovisual Production Assistants, Pos#s 06151, 15132, 15133, Job Code 6625; Audiovisual Production Coordinator, Pos# 15131, Job Code 6628; Cable TV Operations Director, Pos# 03861, Job Code 6630; and Public Information Officer, Pos# 03862, Job Code 6637; Communications Coordinator, Pos# 07687, Job Code 6654) originally requested in Base Target in CEO - General Fund budget, one existing double-filled position (Communications Coordinator, Pos# 07687, Job Code 6654) requested in Base+ in CEO - General Fund. Total requested 10. [Recommended as is.]	Originally requested in the CEO - General Fund budget.	866,606	866,606
C. Operational adjustments. Originally requested in Cost Center 00150. [Recommended as is.]	Originally requested in the CEO - General Fund budget.	61,708	61,708
D. Open Records Personnel (New Position, Gr TBD) and equipment. Starting 3/1.	NA	95,399	95,399
Program Modifications (Total)	-	1,061,567	1,061,567

Total Budget (2016)	-	1,061,567	1,061,567
----------------------------	---	------------------	------------------

Community Service Board (07200)

General Fund (100)

History Sheet

Departmental Description

The DeKalb Community Service Board was created by State law to provide mental health, developmental disabilities and addictive diseases treatment, and habilitation services. A fourteen member board is appointed by the local governing authority. The mission of the DeKalb Community Service Board is "to provide access to the right service, for the right person, at the right time." DeKalb Community Service Board envisions a community in which disabilities no longer limit potential.

<u>Common Object Expenditures</u>	<u>FY13 Act</u>	<u>FY14 Act</u>	<u>FY15 Bdgt</u>	<u>FY16 Req</u>	<u>FY16 App</u>
57 - Other Costs	1,576,060	1,784,057	1,984,057	1,984,057	1,984,057
Total (\$)	1,576,060	1,784,057	1,984,057	1,984,057	1,984,057

<u>Cost Center Level Expenditures</u>	<u>FY13 Act</u>	<u>FY14 Act</u>	<u>FY15 Bdgt</u>	<u>FY16 Req</u>	<u>FY16 App</u>
Community Service Board (07201)	1,576,060	1,784,057	1,984,057	1,984,057	1,984,057
Total (\$)	1,576,060	1,784,057	1,984,057	1,984,057	1,984,057

Change 13.2% 11.2% 0.0% 0.0%

<u>Positions</u>	<u>FY13 Act</u>	<u>FY14 Act</u>	<u>FY15 Bdgt</u>	<u>FY16 Req</u>	<u>FY16 App</u>
Authorized (FT)	NA	NA	NA	NA	NA
Filled (12/31 or Current)	NA	NA	NA		
Funded				NA	NA

Community Service Board (07200)
General Fund (100)
 Request/Recommendation Sheet

Budget (Mid Year 2015)	1,984,057	1,984,057	1,984,057
-------------------------------	-----------	-----------	-----------

Base (Changes from Mid-Year)	Requested	Recommended	Approved
A. Personal services adjustment.	NA	NA	NA
B. Operational adjustments.	NA	NA	NA
Base (Total)	1,984,057	1,984,057	1,984,057

Program Modifications	Requested	Recommended	Approved
A. No program mods requested.	NA	NA	NA
Program Modifications (Total)	-	-	-

Total Budget (2016)	1,984,057	1,984,057	1,984,057
----------------------------	-----------	-----------	-----------

Confiscated Monies (02400)**Confiscated Fund (210)**

History Sheet

Departmental Description

This fund was established by the BOC in 1984 to account for monies confiscated locally in controlled substance cases. It is also used to account for Federal monies including those from the Department of Treasury and the Department of Justice. These appropriations can only be used in the criminal justice area, and may not be used for salaries except in narrowly defined areas or informant's fees. On July 1, 1991, in accordance with Georgia law, the BOC authorized the District Attorney to receive 10% of all locally confiscated funds with the balance of the funds going to the local police agency.

Common Object Expenditures	FY13 Act	FY14 Act	FY15 Bdgt	FY16 Req	FY16 App
52 - Purch/Contr	1,255,966	1,654,060	2,362,757	709,025	709,025
53 - Supplies	335,783	1,372,933	218,439	-	-
54 - Capital Outlay	955,384	412,069	1,208,999	615,589	615,589
55 - Interfund/Interdept	-	-	-	-	-
57 - Other Costs	(121,030)	(81,995)	3,809,412	5,143,623	5,143,623
61 - Other Financing Uses	8,168	565,299	-	-	-
Total (\$)	2,434,271	3,922,365	7,599,607	6,468,237	6,468,237

Cost Center Level Expenditures	FY13 Act	FY14 Act	FY15 Bdgt	FY16 Req	FY16 App
Federal Drug Funds Police (02413)	1,369,131	3,522,708	4,332,651	4,172,849	4,172,849
Federal Drug Funds DA (02414)	(18,307)	32,289	33,725	54,943	54,943
Treasury - Police (02429)	196,651	71	273,535	279,223	279,223
Treasury - DA (02430)	-	-	12,439	23,186	23,186
Treasury - Sheriff (02431)	-	26	70,931	-	-
Federal Drug Funds Sheriff (02432)	355,574	45,377	965,054	615,589	615,589
State Drug Funds - Sheriff (02433)	-	40	196,618	199,039	199,039
State Drug Funds - DA (02439)	122,146	32,574	172,100	152,634	152,634
State Drug Funds - Marshall (02440)	26,720	223	-	-	-
State Drug Funds - Police (02446)	382,357	289,059	1,542,554	970,774	970,774
Total (\$)	2,434,271	3,922,365	7,599,607	6,468,237	6,468,237
Change		61.1%	93.8%	-14.9%	-14.9%

Positions	FY13 Act	FY14 Act	FY15 Bdgt	FY16 Req	FY16 App
Authorized (FT)	NA	NA	NA	NA	NA
Filled (12/31 or Current)	NA	NA	NA		
Funded				NA	NA

Confiscated Monies (02400)
Confiscated Fund (210)
 Request/Recommendation Sheet

Budget (Mid Year 2015)	7,599,607	7,599,607	7,599,607
-------------------------------	------------------	------------------	------------------

Base (Changes from Mid-Year)	Requested	Recommended	Approved
A. Personal services adjustment.	NA	NA	NA
B. Operational adjustments.	(1,131,372)	(1,131,370)	(1,131,370)
Base (Total)	6,468,235	6,468,237	6,468,237

Program Modifications	Requested	Recommended	Approved
A. No program mods requested.	NA	NA	NA
Program Modifications (Total)	-	-	-

Total Budget (2016)	6,468,235	6,468,237	6,468,237
----------------------------	------------------	------------------	------------------

Cooperative Extension (06900)**General Fund (100)**

History Sheet

Departmental Description

The mission of the University of Georgia Cooperative Extension Service is to extend lifelong learning to the citizens of DeKalb County through unbiased, research-based education in agriculture, the environment, communities, youth and families. DeKalb County Cooperative Extension works collaboratively with county and other governmental entities, non-profit organizations, schools and the faith-based community to create healthy and sustainable individuals, families, and communities.

Common Object Expenditures	FY13 Act	FY14 Act	FY15 Bdgt	FY16 Req	FY16 App
51 - Personal Svcs	458,790	467,513	534,289	582,103	694,158
52 - Purch/Contr	51,895	44,870	50,666	61,530	59,231
53 - Supplies	15,434	17,072	20,868	30,854	30,854
55 - Interfund/Interdept	(305,101)	9,342	25,287	44,881	48,080
57 - Other Costs	9,776	11,354	9,800	14,500	14,500
Total (\$)	230,794	550,151	640,910	733,868	846,823

Cost Center Level Expenditures	FY13 Act	FY14 Act	FY15 Bdgt	FY16 Req	FY16 App
Administration (06901)	(38,584)	277,605	320,789	373,766	418,666
Youth Program (06910)	109,275	117,146	122,306	136,303	181,540
Family & Consumer Sci (06930)	25,309	27,151	59,264	60,647	83,465
Horticulture & Landscape (06935)	134,794	128,249	138,551	163,152	163,152
Total (\$)	230,794	550,151	640,910	733,868	846,823

Change 138.4% 16.5% 14.5% 32.1%

Positions	FY13 Act	FY14 Act	FY15 Bdgt	FY16 Req	FY16 App
Authorized (FT)	14	13	14	14	14
Filled (12/31 or Current)	9	11	11		
Funded				13	13

Cooperative Extension (06900)
General Fund (100)
 Request/Recommendation Sheet

Budget (Mid Year 2015)	640,910	640,910	640,910
-------------------------------	----------------	----------------	----------------

Base (Changes from Mid-Year)	Requested	Recommended	Approved
-------------------------------------	------------------	--------------------	-----------------

A.	Personal services adjustment. 11 positions requested in Base Target, two positions in Base+ (County Extension Agent approved at mid-year 2015 for mobile farmers market, Extension Program Assistant vacant since May 2015). Salaries decrease \$9K from \$414K to \$405K. Benefits increase \$56K from \$120K to \$176K. Total requested positions 13. [Recommended with adjustments to restore benefit cuts requested by department and fund Base+ positions that did not include funding in department request.]	47,814	159,869	159,869
----	---	--------	---------	---------

B.	Operational adjustments. Upkeep associated with new mobile farmers market truck approximately \$17K. Supplements to 4H leaders \$13K. Other minor increase in operating supplies. [Recommended as is.]	45,144	46,044	46,044
----	--	--------	--------	--------

Base (Total)	733,868	846,823	846,823
---------------------	----------------	----------------	----------------

Program Modifications	Requested	Recommended	Approved
------------------------------	------------------	--------------------	-----------------

A.	No program mods requested.	NA	NA	NA
----	----------------------------	----	----	----

Program Modifications (Total)	-	-	-
--------------------------------------	----------	----------	----------

Total Budget (2016)	733,868	846,823	846,823
----------------------------	----------------	----------------	----------------

County Jail (10204)
County Jail (204)
 Request/Recommendation Sheet

Budget (Mid Year 2015)	1,149,110	1,149,110	1,149,110
-------------------------------	------------------	------------------	------------------

Base (Changes from Mid-Year)	Requested	Recommended	Approved
A. Personal services adjustment.	NA	NA	NA
B. Operational adjustments.	292,346	483,469	483,469
Base (Total)	1,441,456	1,632,579	1,632,579

Program Modifications	Requested	Recommended	Approved
A. No program mods requested.	NA	NA	NA
Program Modifications (Total)	-	-	-

Total Budget (2016)	1,441,456	1,632,579	1,632,579
----------------------------	------------------	------------------	------------------

DCTV/Fund Cost Centers (10000)**PEG Support Fund (203)**

History Sheet

Departmental Description

DeKalb County Television (DCTV), Comcast Cable 23 serves as a direct media resource tool for all DeKalb County departments and agencies offering the vital service of providing a voice to government functions and services. To this end, all programming focuses specifically on highlighting the events, programs, services, initiatives and activities available to DeKalb stakeholders. This is basically the capital funding for DCTV.

Common Object Expenditures	FY13 Act	FY14 Act	FY15 Bdgt	FY16 Req	FY16 App
51 - Personal Srvc	40,814	50,462	160,342	183,183	58,495
52 - Purch/Contr	179,657	150,635	781,200	870,890	870,890
53 - Supplies	252	22,849	14,000	165,607	15,607
54 - Capital Outlay	8,800	79,172	91,886	602,435	102,435
Total (\$)	229,523	303,118	1,047,428	1,822,115	1,047,427

Cost Center Level Expenditures	FY13 Act	FY14 Act	FY15 Bdgt	FY16 Req	FY16 App
PEG Support Fund (10203)	229,523	303,118	1,047,428	1,822,115	1,047,427
Total (\$)	229,523	303,118	1,047,428	1,822,115	1,047,427
Change		32.1%	245.6%	74.0%	0.0%

Positions	FY13 Act	FY14 Act	FY15 Bdgt	FY16 Req	FY16 App
Authorized (FT)	1	1	1	2	1
Filled (12/31 or Current)	1	1	1		
Funded				2	1

DCTV/Fund Cost Centers (10000)**PEG Support Fund (203)**

Request/Recommendation Sheet

Budget (Mid Year 2015)	1,047,428	1,047,428	1,047,428
-------------------------------	------------------	------------------	------------------

Base (Changes from Mid-Year)	Requested	Recommended	Approved
-------------------------------------	------------------	--------------------	-----------------

Personal services adjustment. One position requested in Base Target. \$80K in salaries but no positions requested in Base+. Salaries increase \$4K from \$114K to \$118K. Benefits decrease \$26K from \$46K to \$21K. [Recommendation removes \$80K in salaries requested in Base+.]	(21,847)	(101,847)	(101,847)
---	----------	-----------	-----------

Operational adjustments. Computer equipment increases \$10K from \$92K to \$102K. [Recommended as is.]	101,846	101,846	101,846
--	---------	---------	---------

Base (Total)	1,127,427	1,047,427	1,047,427
---------------------	------------------	------------------	------------------

Program Modifications	Requested	Recommended	Approved
------------------------------	------------------	--------------------	-----------------

Public Access and Rental Studio. \$45K requested to hire an Audiovisual Production Coordinator (Job Code 6628, Grade 25, eight months funding) for the facility. \$150K requested to hire a management company to manage the day-to-day operations of the facility tentatively planned for the Old Tucker Library based on an estimated monthly rate of \$12,500. [Not recommended at this time.]	194,688	Not recommended at this time.	Not recommended at this time.
---	---------	-------------------------------	-------------------------------

Equipment upgrades. \$500K requested for a full upgrade of DCTV's master control room, camera systems and lighting grid in the auditorium, studio and 5 & 6th floors of Maloof Building.	500,000	Funding is included in the base budget.	Funding is included in the base budget.
--	---------	---	---

Program Modifications (Total)	194,688	-	-
--------------------------------------	----------------	----------	----------

Total Budget (2016)	1,322,115	1,047,427	1,047,427
----------------------------	------------------	------------------	------------------

Debt Service (09300)
Building Authority Debt (412)
 History Sheet

Departmental Description

The Building Authority Fund pays for the buildings occupied by Juvenile Justice. Revenue comes from the General Fund.

Common Object Expenditures	FY13 Act	FY14 Act	FY15 Bdgt	FY16 Req	FY16 App
52 - Purch/Contr	562	3,916	6,000	16,000	16,000
58 - Debt Service	3,712,665	2,942,249	1,544,053	3,710,694	3,710,694
Total (\$)	3,713,227	2,946,165	1,550,053	3,726,694	3,726,694

Cost Center Level Expenditures	FY13 Act	FY14 Act	FY15 Bdgt	FY16 Req	FY16 App
Debt Service - Rev Bonds (09330) - Juvenile Justice Courthouse.	3,713,227	2,946,166	1,550,053	3,726,694	3,726,694
Total (\$)	3,713,227	2,946,166	1,550,053	3,726,694	3,726,694
Change		-20.7%	-47.4%	140.4%	140.4%

Positions	FY13 Act	FY14 Act	FY15 Bdgt	FY16 Req	FY16 App
Authorized (FT)	NA	NA	NA	NA	NA
Filled (12/31 or Current)	NA	NA	NA		
Funded				NA	NA

Debt Service (09300)
Building Authority Debt (412)
Request/Recommendation Sheet

Note: For clarity, Debt is shown differently than traditional budgets.

Base By Bond Series	FY15 Budget	FY 2016 Rec	FY16 Approved
A. Bldg Auth Series 2005 (09360) - Juv Crt Bldg. Source General Fund.	466,753	-	-
B. Bldg Auth Series 2013 (09360) - Juv Crt Bldg Source General Fund.	1,083,300	1,083,500	1,083,500
C. Bldg Auth Series 2015 (09360) - Juv Crt Bldg Source General Fund.	-	2,643,194	2,643,194
Total Budget (2016)	1,550,053	3,726,694	3,726,694

Debt Service (09300)
Countywide Bond (410)
History Sheet

Departmental Description

The Debt Service Fund is a separate fund specifically designated to pay principal and interest on various countywide General Obligation Bond issues. Revenue is derived principally from a countywide property tax levy designated for debt retirement. Payments are made from the fund for principal and interest requirements and paying agents. The increase in the 2016 budget is due to beginning payments for the 2013 bond series principal. Due to the way that the bond was constructed, no principal payments were made in FY14 and FY15.

<u>Common Object Expenditures</u>	<u>FY13 Act</u>	<u>FY14 Act</u>	<u>FY15 Bdgt</u>	<u>FY16 Req</u>	<u>FY16 App</u>
52 - Purch/Contr	1,039	-	100,000	10,000	10,000
58 - Debt Service	9,688,465	3,769,133	2,228,500	11,615,700	11,615,700
Total (\$)	9,689,504	3,769,133	2,328,500	11,625,700	11,625,700

<u>Cost Center Level Expenditures</u>	<u>FY13 Act</u>	<u>FY14 Act</u>	<u>FY15 Bdgt</u>	<u>FY16 Req</u>	<u>FY16 App</u>
Debt Service (09310)	9,689,504	3,769,133	2,328,500	11,625,700	11,625,700
Total (\$)	9,689,504	3,769,133	2,328,500	11,625,700	11,625,700
Change		-61.1%	-38.2%	399.3%	399.3%

<u>Positions</u>	<u>FY13 Act</u>	<u>FY14 Act</u>	<u>FY15 Bdgt</u>	<u>FY16 Req</u>	<u>FY16 App</u>
Authorized (FT)	NA	NA	NA	NA	NA
Filled (12/31 or Current)	NA	NA	NA		
Funded				NA	NA

Debt Service (09300)
Countywide Bond (410)
 Request/Recommendation Sheet

Note: For clarity, Debt is shown differently than traditional budgets.

Base By Bond Series	FY15 Budget	FY 2016 Rec	FY16 Approved
GO Bond Series 2013 (Refinance 2003A: 1992 A. Bonds & Health Facility and 2003B: Refinance 1993 Bonds)	2,328,500	11,625,700	11,625,700
Total Budget (2016)	2,328,500	11,625,700	11,625,700

Debt Service (09300)
Designated Fund (271)
 History Sheet

Departmental Description

The Tax Funds Debt Service departments are the entities set up to account for various debt service obligations, such as the Public Safety & Judicial Facilities Authority lease payments. This fund was within Non-Departmental until FY16. Also, in FY16 there is no payment required due to available fund balance.

Common Object Expenditures	FY13 Act	FY14 Act	FY15 Bdgt	FY16 Req	FY16 App
52 - Purch/Contr	-	-	-	-	-
Total (\$)	-	-	-	-	-

Cost Center Level Expenditures	FY13 Act	FY14 Act	FY15 Bdgt	FY16 Req	FY16 App
Designated Fund - Public Safety & Judicial Facilities Obligation (09380).	Was previously in Non-Departmental.	Was previously in Non-Departmental.	Was previously in Non-Departmental.	-	No payment required in FY16.
Total (\$)	-	-	-	-	-

Positions	FY13 Act	FY14 Act	FY15 Bdgt	FY16 Req	FY16 App
Authorized (FT)	NA	NA	NA	NA	NA
Filled (12/31 or Current)	NA	NA	NA		
Funded				NA	NA

Debt Service (09300)
Designated Fund (271)
 Request/Recommendation Sheet

Note: For clarity, Debt is shown differently than traditional budgets.

Base By Bond Series	FY15 Budget	FY 2016 Rec	FY16 Approved
Public Safety & Judicial Authority Bond Series 2015 (Police & Fire Headquarters, Equipment Maintenance Facility, Centralized Warehouse, Fire Stations & Police Stations and improvement of DeKalb County Superior Courthouse). Note: The amount shown is Fund 271's responsibility is transferred to Fund 413 Public Safety & Judicial Facilities Authority.	Was previously in Non-Departmental.	No payment required in FY16.	No payment required in FY16.
Total Budget (2016)	-	-	-

Debt Service (09300)
Fire Fund (270)
 History Sheet

Departmental Description

The Tax Funds Debt Service departments are the entities set up to account for various debt service obligations, such as the Public Safety & Judicial Authority lease payments. This fund was within Non-Departmental until FY16. Also, in FY16 there was no payment required due to available fund balance.

<u>Common Object Expenditures</u>	<u>FY13 Act</u>	<u>FY14 Act</u>	<u>FY15 Bdgt</u>	<u>FY16 Req</u>	<u>FY16 App</u>
Debt Service	-	-	-	-	-
Total (\$)	-	-	-	-	-

<u>Cost Center Level Expenditures</u>	<u>FY13 Act</u>	<u>FY14 Act</u>	<u>FY15 Bdgt</u>	<u>FY16 Req</u>	<u>FY16 App</u>
Fire Fund - Public Safety & Judicial Facilities Obligation (09375)	Was previously in Non-Departmental.	Was previously in Non-Departmental.	Was previously in Non-Departmental.	-	No payment required in FY16.
Total (\$)	-	-	-	-	-

<u>Positions</u>	<u>FY13 Act</u>	<u>FY14 Act</u>	<u>FY15 Bdgt</u>	<u>FY16 Req</u>	<u>FY16 App</u>
Authorized (FT)	NA	NA	NA	NA	NA
Filled (12/31 or Current)	NA	NA	NA		
Funded				NA	NA

Debt Service (09300)
Fire Fund (270)
 Request/Recommendation Sheet

Note: For clarity, Debt is shown differently than traditional budgets.

Base By Bond Series	FY15 Budget	FY 2016 Rec	FY16 Approved
Public Safety & Judicial Authority Bond Series 2015 (Police & Fire Headquarters, Equipment Maintenance Facility, Centralized Warehouse, Fire Stations & Police Stations and improvement of DeKalb County Superior Courthouse). Note: The amount shown is Fund 270's responsibility. Transferred to Fund 413 Public Safety & Judicial Facilities Authority.	Was previously in Non-Departmental.	No payment required in FY16.	No payment required in FY16.
Total Budget (2016)	-	-	-

Debt Service (09300)
General Fund (100)
 History Sheet

Departmental Description

The Tax Funds Debt Service department is the entity set up to account for various debt service obligations, such as Building Authority lease payments, Certificates of Participation principal and interest, Urban Redevelopment Agency bonds debt service, and interest on short-term working capital debt.

Common Object Expenditures	FY13 Act	FY14 Act	FY15 Budget	FY16 Req	FY16 App
Debt Service	-	-	4,487,886	5,158,511	5,158,511
Total (\$)	-	-	4,487,886	5,158,511	5,158,511

Bond Series Level Expenditures	FY13 Act	FY14 Act	FY15 Bdgt	FY16 Req	FY16 App
Building Authority (09360)	Was previously in Non- Departmental	Was previously in Non- Departmental	1,550,083	2,382,505	2,382,505
TANs / COPs / URA (09370)			2,937,803	2,776,006	2,776,006
Total (\$)	-	-	4,487,886	5,158,511	5,158,511

Change 14.9% 14.9%

Positions	FY13 Act	FY14 Act	FY15 Bdgt	FY16 Req	FY16 App
Authorized (FT)	NA	NA	NA	NA	NA
Filled (12/31 or Current)	NA	NA	NA		
Funded				NA	NA

Note: All debt in the General Fund is being combined into one area in FY16. The line items in FY15 were in Juvenile Debt and Non-Departmental.

Debt Service (09300)**General Fund (100)**

Request/Recommendation Sheet

Note: For clarity, Debt is shown differently than traditional budgets.

Base By Bond Series		FY15 Budget	FY 2016 Rec	FY16 Approved
A.	Bldg Auth Series 2005 (09360) - Juv Crt Bldg (See Fund 412)	466,783	Bonds refinanced in October 2015	Bonds refinanced in October 2015
B.	Bldg Auth Series 2013 (09360) - Juv Crt Bldg (See Fund 412)	1,083,300	692,691	692,691
C.	Bldg Auth Series 2015 (09360) - Juv Crt Bldg (See Fund 412)	Bonds sold in October 2015	1,689,814	1,689,814
D.	TANs Interest Series (09370): Short-term borrowing	250,000	250,000	250,000
E.	COPs Series 2013 (09370) - Courthouse (paid in General Fund)	1,939,925	1,954,263	1,954,263
F.	URA Series 2010 (09370) - Renovations Rec Ct & Mag Ct, construction of Police precinct & neighborhood justice center. (See Fund 414)	747,878	571,743	571,743
Total Budget (2016)		4,487,886	5,158,511	5,158,511

Debt Service (09300)
Police Fund (274)
 History Sheet

Departmental Description

The Tax Funds Debt Service departments are the entities set up to account for various debt service obligations, such as the Public Safety & Judicial Authority lease payments. This fund was within Non-Departmental until FY16. Also, in FY16 there is no payment required due to available fund balance.

Common Object Expenditures	FY13 Act	FY14 Act	FY15 Bdgt	FY16 Req	FY16 App
Purch/Contr	-	-	-	-	-
Total (\$)	-	-	-	-	-

Cost Center Level Expenditures	FY13 Act	FY14 Act	FY15 Bdgt	FY16 Req	FY16 App
Police Fund - Public Safety & Judicial Facilities Obligation (09385)	Was previously in Non-Departmental.	Was previously in Non-Departmental.	Was previously in Non-Departmental.	-	No payment required in FY16.
Total (\$)	-	-	-	-	-

Positions	FY13 Act	FY14 Act	FY15 Bdgt	FY16 Req	FY16 App
Authorized (FT)	NA	NA	NA	NA	NA
Filled (12/31 or Current)	NA	NA	NA		
Funded				NA	NA

Debt Service (09300)
Police Fund (274)
 Request/Recommendation Sheet

Note: For clarity, Debt is shown differently than traditional budgets.

Base By Bond Series	FY15 Budget	FY 2016 Rec	FY16 Approved
A. Public Safety & Judicial Authority Bond Series 2015 (Police & Fire Headquarters, Equipment Maintenance Facility, Centralized Warehouse, Fire Stations & Police Stations and improvement of DC Superior Courthouse). Note: The amount shown is Fund 274's responsibility. Transferred to Fund 413 - Pub Safety & Jud Fac Auth.	Was previously in Non-Departmental.	No payment required in FY16.	No payment required in FY16.
Total Budget (2016)			-

Debt Service (09300)
Public Safety & Judicial Authority (413)
 Request/Recommendation Sheet

Note: For clarity, Debt is shown differently than traditional budgets.

Base By Bond Series	FY15 Budget	FY 2016 Rec	FY16 Approved
A. Public Safety & Judicial Authority Bond Series 2004 (Police & Fire Headquarters, Equipment Maintenance Facility, Centralized Warehouse, Fire Stations & Police Stations and improvement of DC Superior Courthouse). Source of funding Police, Fire, and Designated Funds.	925,101	Refinanced as Series 2015 in FY15	Refinanced as Series 2015 in FY15
B. Public Safety & Judicial Authority Bond Series 2015 Refinancing (Police & Fire Headquarters, Equipment Maintenance Facility, Centralized Warehouse, Fire Stations & Police Stations and improvement of DC Superior Courthouse). Source of funding Police, Fire, and Designated Funds.	Bonds Sold in November 2015	1,620,297	1,620,297
Total Budget (2016)	925,101	1,620,297	1,620,297

Debt Service (09300)
Special District Debt (411)
 History Sheet

Departmental Description

This fund pays for the Special Tax District Debt. This debt is the result of a 2005 Referendum for the purpose of funding Transportation, Library, and Parks and Greenspace projects. Cities which were part of Unincorporated DeKalb at the time of the referendum continue to pay Fund 411 taxes until that bond series has been retired. The decrease in overall debt is due to paying off the 2001 STD debt in 2015.

Common Object Expenditures	FY13 Act	FY14 Act	FY15 Bdgt	FY16 Req	FY16 App
52 - Purch/Contr	562	908	10,000	20,000	-
57 - Other Costs	-	-	(1,065,000)	-	-
58 - Debt Service	27,570,719	27,549,988	28,595,219	1,452,675	1,452,675
Total (\$)	27,571,281	27,550,896	27,540,219	1,472,675	1,452,675

Cost Center Level Expenditures	FY13 Act	FY14 Act	FY15 Bdgt	FY16 Req	FY16 App
Debt Service Unincorporated (09320)	27,571,281	27,550,896	27,540,219	1,472,675	1,472,675
Total (\$)	27,571,281	27,550,896	27,540,219	1,472,675	1,472,675
Change		-0.1%	0.0%	-94.7%	-94.7%

Positions	FY13 Act	FY14 Act	FY15 Bdgt	FY16 Req	FY16 App
Authorized (FT)	NA	NA	NA	NA	NA
Filled (12/31 or Current)	NA	NA	NA		
Funded				NA	NA

Debt Service (09300)
Special District Debt (411)
 Request/Recommendation Sheet

Note: For clarity, Debt is shown differently than traditional budgets.

Base By Bond Series	FY15 Budget	FY 2016 Rec	FY16 Approved
A. STD GO Bond Series 2001 (Parks)	11,789,500	Debt Retired in FY15	Debt Retired in FY15
B. STD GO Bond Series 2006 (Parks, Trans, Lib)	15,750,719	1,452,675	1,452,675
Total Budget (2016)	27,540,219	1,452,675	1,452,675

Debt Service (09300)
Urban Redevelopment (414)
 History Sheet

Departmental Description

The Urban Redevelopment Agency Bonds Debt Service fun is designated to pay principal and interest on the URA of DeKalb revenue bond series 2010. These bonds are used to finance urban redevelopment projects within the County. The U.S. Government subsidizes 45% of the interest less sequestration reductions.

Common Object Expenditures	FY13 Act	FY14 Act	FY15 Bdgt	FY16 Req	FY16 App
58 - Debt Service	766,243	757,011	748,178	737,744	737,744
Total (\$)	766,243	757,011	748,178	737,744	737,744

Cost Center Level Expenditures	FY13 Act	FY14 Act	FY15 Bdgt	FY16 Req	FY16 App
URA Bond (09350) - urban redevelopment projects	766,243	757,011	748,178	737,744	737,744
Total (\$)	766,243	757,011	748,178	737,744	737,744

Change -1.2% -1.2% -1.4% -1.4%

Positions	FY13 Act	FY14 Act	FY15 Bdgt	FY16 Req	FY16 App
Authorized (FT)	NA	NA	NA	NA	NA
Filled (12/31 or Current)	NA	NA	NA		
Funded				NA	NA

Debt Service (09300)
Urban Redevelopment (414)
 Request/Recommendation Sheet

Note: For clarity, Debt is shown differently than traditional budgets.

Base By Bond Series	FY15 Budget	FY 2016 Rec	FY16 Approved
A. URA Bond Series 2010 (Renovation of recorders court and magistrates court; construction of police precinct and neighborhood justice center). Source of funding General Fund - Debt.	748,178	737,744	737,744
Total Budget (2016)	748,178	737,744	737,744

DEMA - DeKalb Emergency Mgt Agency (04400)**General Fund (100)**

History Sheet

Departmental Description

DeKalb Emergency Management Agency (DEMA) is proposed to be established in the 2016 budget. It will provide county-wide emergency management and coordination through prevention, protection and mitigation against natural and man made disasters. DEMA maintains and develop local emergency management programs required by State and Federal government, maintains the Emergency Operation Center (EOC) and provides 24-hour coordination of resources for emergencies and disasters.

<u>Common Object Expenditures</u>	<u>FY13 Act</u>	<u>FY14 Act</u>	<u>FY15 Bdgt</u>	<u>FY16 Req</u>	<u>FY16 App</u>
51 - Personal Srvc	-	-	-	103,646	-
52 - Purch/Contr	-	-	-	120,112	120,112
53 - Supplies	-	-	-	13,600	13,600
54 - Capital Outlay	-	-	-	14,000	14,000
61 - Other Financing Uses	-	-	-	122,500	122,500
Total (\$)	-	-	-	373,858	270,212

<u>Cost Center Level Expenditures</u>	<u>FY13 Act</u>	<u>FY14 Act</u>	<u>FY15 Bdgt</u>	<u>FY16 Req</u>	<u>FY16 App</u>
Emergency Management (04410)	-	-	-	373,858	270,212
Total (\$)	-	-	-	373,858	270,212
Change		#DIV/0!	#DIV/0!	#DIV/0!	#DIV/0!

<u>Positions</u>	<u>FY13 Act</u>	<u>FY14 Act</u>	<u>FY15 Bdgt</u>	<u>FY16 Req</u>	<u>FY16 App</u>
Authorized (FT)	NA	NA	NA	2	-
Filled (12/31, Current, or Recom)	NA	NA	NA		
Funded				2	-

Note: FY16 will be the first year DEMA has operated as a separate department.

DEMA (04400)
General (100)
 Request/Recommendation Sheet

Budget (Mid Year 2015) - - -

Base (Changes from Mid-Year)	Requested	Recommended	Approved
Personal services adjustment. No positions requested in Base Target and Base+. This is a new department.	NA	NA	NA
Operational adjustments. No adjustments. This is a new department.	NA	NA	NA
Base (Total)	-	-	-

Program Modifications	Requested	Recommended	Approved
Fund two new positions (Training Specialist and Operation Specialist; Total=\$103,646) and operational cost \$270,212. Two positions will remain in the Fire Department for pension purposes. [Recommended operational cost \$270,212 only. The two new positions will be considered later in 2016.]	373,858	270,212	270,212
Program Modifications (Total)	373,858	270,212	270,212

Total Budget (2016) 373,858 270,212 270,212

Note: FY16 will be the first year DEMA has operated as a separate department.

DFACS (07400)
General Fund (100)
 History Sheet

Departmental Description

The Office of Child Protection includes the following program areas: Child Protective Services, Permanency, Adoption, Institutional care, and General Assistance.

<u>Common Object Expenditures</u>	<u>FY13 Act</u>	<u>FY14 Act</u>	<u>FY15 Bdgt</u>	<u>FY16 Req</u>	<u>FY16 App</u>
57 - Other Costs	1,241,284	1,261,720	1,278,220	1,278,220	1,278,220
Total (\$)	1,241,284	1,261,720	1,278,220	1,278,220	1,278,220

<u>Cost Center Level Expenditures</u>	<u>FY13 Act</u>	<u>FY14 Act</u>	<u>FY15 Bdgt</u>	<u>FY16 Req</u>	<u>FY16 App</u>
General Assistance (07420)	228,973	286,648	303,148	303,148	303,148
Child Welfare (07430)	306,716	264,088	288,096	288,096	288,096
Administration (07440)	705,595	710,984	686,976	686,976	686,976
Total (\$)	1,241,284	1,261,720	1,278,220	1,278,220	1,278,220
Change		1.6%	1.3%	0.0%	0.0%

<u>Positions</u>	<u>FY13 Act</u>	<u>FY14 Act</u>	<u>FY15 Bdgt</u>	<u>FY16 Req</u>	<u>FY16 App</u>
Authorized (FT)	NA	NA	NA	NA	NA
Filled (12/31 or Current)	NA	NA	NA		
Funded				NA	NA

DFACS (07400)
General Fund (100)
 Request/Recommendation Sheet

Budget (Mid Year 2015)	1,278,220	1,278,220	1,278,220
-------------------------------	------------------	------------------	------------------

Base (Changes from Mid-Year)	Requested	Recommended	Approved
A. Personal services adjustment.	NA	NA	NA
B. Operational adjustments. Kept at FY15 levels. [Recommend as is.]	NA	NA	NA
Base (Total)	1,278,220	1,278,220	1,278,220

Program Modifications	Requested	Recommended	Approved
A. No program mods requested.	NA	NA	NA
Program Modifications (Total)	-	-	-

Total Budget (2016)	1,278,220	1,278,220	1,278,220
----------------------------	------------------	------------------	------------------

District Attorney (03900)**General Fund (100)****History Sheet****Departmental Description**

The District Attorney's Office is responsible for prosecuting felony crimes on behalf of the citizens of DeKalb County. Additionally, the DA's Office prosecutes any misdemeanor charges, which are indicted by the DeKalb County Grand Jury. The District Attorney serves as the legal advisor to each DeKalb County Grand Jury and must attend each session of that body. The District Attorney must also represent the State in the Appellate Courts of the State and Federal Courts.

Common Object Expenditures	FY13 Act	FY14 Act	FY15 Bdgt	FY16 Req	FY16 App
51 - Personal Srvc	10,135,389	10,735,693	11,552,437	12,156,561	12,182,958
52 - Purch/Contr	774,773	744,704	958,300	1,150,409	849,730
53 - Supplies	155,406	194,159	197,900	237,573	197,296
54 - Capital Outlay	32,189	77,595	24,828	13,893	13,893
55 - Interfund/Interdept	222,231	188,063	329,276	348,504	348,504
57 - Other Costs	-	-	565,023	696,763	-
61 - Other Financing Uses	707,895	725,103	180,000	275,000	971,763
Total (\$)	12,027,882	12,665,317	13,807,764	14,878,703	14,564,144

Cost Center Level Expenditures	FY13 Act	FY14 Act	FY15 Bdgt	FY16 Req	FY16 App
District Attorney (03910)	10,248,812	10,706,792	10,993,685	11,779,357	11,539,586
Child Support Recovery (03920)	7,941	3,693	2,025	22,224	22,224
Board of Equalization (03925)	572	100	-	-	-
Victim/Witness Assistance (03930)	489,819	541,077	1,302,283	1,454,108	1,397,509
Solicitor-Juvenile Court (03940)	1,280,738	1,413,655	1,509,771	1,623,014	1,604,825
Total (\$)	12,027,882	12,665,317	13,807,764	14,878,703	14,564,144
Change		5.3%	9.0%	7.8%	5.5%

Positions	FY13 Act	FY14 Act	FY15 Bdgt	FY16 Req	FY16 App
Authorized (FT)	129	133	132	132	143
Filled (12/31 or Current)	125	128	139		
Funded (Single-filled)			129	129	143
Funded (Double-filled)			10	10	-

District Attorney (03900)
General Fund (100)
Request/Recommendation Sheet

Budget (Mid Year 2015)	13,807,764	13,807,764	13,807,764
-------------------------------	-------------------	-------------------	-------------------

Base (Changes from Mid-Year)	Requested	Recommended	Approved
-------------------------------------	------------------	--------------------	-----------------

<p>Personal services adjustment. 129 positions requested in Base Target, three vacant positions requested in Base+ and 10 double-filled positions (Investigator DA II, Administrative Aide, Investigative Intake Tech, Paralegal, Attorney III, Attorney IV, Investigative Aide Senior, Secretary Senior Legal, and Attorney I) and three vacant positions requested in Base+ (Investigator DA II, Paralegal, and Attorney IV). Salaries increased \$258K from \$8.1M to \$8.3M. Benefits increased \$346K from \$3.4M to \$3.8M. \$494K requested for salary supplements and associated benefit matches. 142 total positions requested. [Recommend the request for 10 double-filled positions (\$744,774) move to Program Mod A. Funding for the 129 Base Target, three Base+ and 10 double-filled positions in Program Mod A and converting one part-time Investigator DA II position (Pos# 06003, Cost Center 3910) to full-time. Total funded 143.]</p>	604,124	(114,253)	(114,253)
---	---------	-----------	-----------

<p>Operational adjustments. Purchased/Contracted Services increased \$192K from \$958K to \$1.2M due to target adjustments. Grant match funds increased \$227K from \$745K to \$972K due to target adjustments. [Recommendation includes reductions to several line items based upon historical and projected expenditures.]</p>	466,815	125,859	125,859
--	---------	---------	---------

Base (Total)	14,878,703	13,819,370	13,819,370
---------------------	-------------------	-------------------	-------------------

Program Modifications	Requested	Recommended	Approved
------------------------------	------------------	--------------------	-----------------

<p>Moved from Base A. Convert 10 existing double-filled positions to regular full-time positions. [Recommended as is.]</p>	NA	744,774	744,774
--	----	---------	---------

Program Modifications (Total)	-	744,774	744,774
--------------------------------------	----------	----------------	----------------

Total Budget (2016)	14,878,703	14,564,144	14,564,144
----------------------------	-------------------	-------------------	-------------------

Drug Abuse Treatment (02500)

DATE Fund (209)

History Sheet

Departmental Description

The Drug Abuse Treatment and Education Fund was established in 1990 by Georgia Law, which provides for additional penalties in certain controlled substance causes amounting to 50% of the original fine. The law further provides that these funds be held in a special fund and used only for drug abuse treatment and education program.

Common Object Expenditures	FY13 Act	FY14 Act	FY15 Bdgt	FY16 Req	FY16 App
52 - Purch/Contr	97,674	130,870	329,748	249,900	249,900
53 - Supplies	32,392	27,244	41,061	-	-
57 - Other Costs	-	-	-	94,352	173,099
Total (\$)	130,066	158,114	370,809	344,252	422,999

Cost Center Level Expenditures	FY13 Act	FY14 Act	FY15 Bdgt	FY16 Req	FY16 App
CoOp Extention (02562)	9,605	8,558	-	14,925	14,925
Juvenile/Rebound DC (02565)	34,021	37,960	59,340	34,000	34,000
Magistrate/Diversion Prog (02566)	13,325	25,699	50,100	32,000	32,000
Superior/Adult Felony (02567)	48,315	58,546	129,422	64,150	64,150
State Court/DUI Court (02570)	24,799	27,352	131,947	75,545	75,545
Superior/Adult Felony Men Hlth	-	-	-	29,280	29,280
Reserve for Appro.	-	-	-	94,352	173,099
Total (\$)	130,065	158,115	370,809	344,252	422,999

Change		21.6%	134.5%	-7.2%	14.1%
--------	--	-------	--------	-------	-------

Positions	FY13 Act	FY14 Act	FY15 Bdgt	FY16 Req	FY16 App
Authorized (FT)	NA	NA	NA	NA	NA
Filled (12/31 or Current)	NA	NA	NA		
Funded				NA	NA

Drug Abuse Treatment (02500)
DATE Fund (209)
 Request/Recommendation Sheet

Budget (Mid Year 2015)	370,809	370,809	370,809
-------------------------------	----------------	----------------	----------------

Base (Changes from Mid-Year)	Requested	Recommended	Approved
A. Personal services adjustment. Operational adjustments. Committee recommendations include Diversion Treatment Court-\$32K, DUI Court-\$76K,	NA	NA	NA
B. Adult Felony Court-\$64K, Adult Felony Mental Hlth Court-\$29K, Juvenile Drug Court-\$34K, and Co-operative Extension-\$15K. [Recommended as is.]	(26,557)	52,190	52,190

Base (Total)	344,252	422,999	422,999
---------------------	----------------	----------------	----------------

Program Modifications	Requested	Recommended	Approved
A. No program mods requested.	NA	NA	NA
Program Modifications (Total)	-	-	-

Total Budget (2016)	344,252	422,999	422,999
----------------------------	----------------	----------------	----------------

E-911 (02600)**Emergency Telephone System Fund (215)**

History Sheet

Departmental Description

The DeKalb County E-911 Center is responsible for answering both emergency and non-emergency calls for service. The center dispatches Police, Fire/Rescue, Emergency Medical Services, and Sheriff's Department. The center provides full dispatch services to all of unincorporated DeKalb County and to the cities of Avondale Estates, Clarkston, Pine Lake, Lithonia, and Stone Mountain; Fire/Rescue dispatch services to the cities of Chamblee, Decatur, Doraville, Brookhaven, and Dunwoody; and Rescue dispatch to the city of Atlanta that lies in DeKalb. The Center also answers Animal Services phones after normal business hours and on weekends.

<u>Common Object Expenditures</u>	<u>FY13 Act</u>	<u>FY14 Act</u>	<u>FY15 Bdgt</u>	<u>FY16 Req</u>	<u>FY16 App</u>
51 - Personal Srvc	7,881,195	7,926,250	8,640,854	10,245,651	10,419,054
52 - Purch/Contr	2,521,169	3,134,049	3,848,925	4,013,708	4,013,708
53 - Supplies	163,175	187,069	296,030	310,768	310,768
54 - Capital Outlay	537,992	289,196	1,500	2,092,021	2,021
55 - Interfund/Interdept	108,636	130,800	84,810	84,810	84,810
57 - Other Costs	-	-	-	-	(60,431)
70 - Retirement Services	13,738	13,738	13,738	18,508	18,508
Total (\$)	11,225,905	11,681,102	12,885,857	16,765,466	14,788,438

<u>Cost Center Level Expenditures</u>	<u>FY13 Act</u>	<u>FY14 Act</u>	<u>FY15 Bdgt</u>	<u>FY16 Req</u>	<u>FY16 App</u>
E-911 Wired (02646)	11,210,348	11,681,102	12,885,857	16,765,466	14,788,438
E-911 Wireless (02647)	15,556	-	-	-	-
Total (\$)	11,225,905	11,681,102	12,885,857	16,765,466	14,788,438

Change 4.1% 10.3% 30.1% 14.8%

<u>Positions</u>	<u>FY13 Act</u>	<u>FY14 Act</u>	<u>FY15 Bdgt</u>	<u>FY16 Req</u>	<u>FY16 App</u>
Authorized (FT)	209	208	208	208	208
Filled/Funded (FT)	128	114	96		
Funded				131	131

E-911 (02600)
Emergency Telephone System Fund (215)
Request/Recommendation Sheet

Budget (Mid Year 2015)	12,885,857	12,885,857	12,885,857
-------------------------------	-------------------	-------------------	-------------------

Base (Changes from Mid-Year)	Requested	Recommended	Approved
-------------------------------------	------------------	--------------------	-----------------

A.	<p>Personal services adjustment. 98 positions requested in Base Target. Five positions requested in Base+ (Admin Assistant II (Position #01280, Job Code 0175) currently filled transferred from Fund 274 to Fund 215; Emergency 911 Watch Commander (Position #10240, Job Code 3540) currently in hiring process; three Emergency 911 Operators Senior (Job Code 3510) currently in hiring process. Salaries decrease \$118K from \$5.2M to \$5.1M. Overtime increases \$200K from \$900K to \$1.1M. Benefits increase \$389K from \$2.3M to \$2.7M. Total requested 103. [Recommendation is for the 98 Base Target positions and five Base+ positions; Total funded 103.]</p>	468,815	468,815	468,815
----	---	---------	---------	---------

B.	<p>Operational adjustments. Purchased/Contracted Services increase from \$3.8M to \$4.0M. Capital Outlays increase from \$1.5K to \$2.1M; \$1.7M for first year of lease-purchase of new CAD system currently out for bid (Three year estimated total cost not to exceed \$5M); \$270K for first year of lease-purchase for the upgrade of the radio system (Three year estimated total cost of \$810K); and \$120K for hardware upgrades that may be required for the CAD servers. [Recommendation moves CAD system, radio system upgrade, and CAD server hardware updates to Program Modifications below.]</p>	2,274,812	184,812	184,812
----	--	-----------	---------	---------

Base (Total)	15,629,484	13,539,484	13,539,484
---------------------	-------------------	-------------------	-------------------

Program Modifications	Requested	Recommended	Approved
------------------------------	------------------	--------------------	-----------------

A.	<p>Fill vacant positions. Request to fill 28 existing vacant E-911 Operator positions with eight months of funding. [Recommended as is.]</p>	1,135,982	1,135,982	1,135,982
----	--	-----------	-----------	-----------

E-911 (02600)
Emergency Telephone System Fund (215)
Request/Recommendation Sheet

B.	Request to change titles of two positions at the same grade to allow greater flexibility in the 911 center. Changing position numbers 01414 and 10236 Training Specialist to title of Emergency 911 Shift Supervisor. Both positions are currently filled at a grade 25. No additional funding required for title change. [Recommended as is.]	NA	Recommended as is.	-
C.	Purchase of new CAD system. Requested in operational adjustments above. First year funding for 3-year total not to exceed \$5M. Total request for 2016 \$1.7M. [Not recommended at this time.]	NA	Not recommended at this time.	-
D.	Radio system upgrade. Requested in operational adjustments above. First year funding for 3-year estimated total of \$810K. Total request for 2016 \$270K. [Not recommended at this time.]	NA	Not recommended at this time.	-
E.	Server hardware upgrades that may be required for the CAD servers. Requested in operational adjustments above. Total request \$120K. [Not recommended at this time.]	NA	Not recommended at this time.	-
F.	Pay raise adjustments. \$173,403 to fund pay raises beginning in May. Additional \$60,431 in funding will need to be redirected from other areas of the department's budget.	NA	NA	112,972
Program Modifications (Total)		1,135,982	1,135,982	1,248,954
Total Budget (2016)		16,765,466	14,675,466	14,788,438

Economic Development (05600)**General Fund (100)**

History Sheet

Departmental Description

The Economic Development "department" primarily consists of an annual transfer of \$750,000 to Decide DeKalb, aka the Development Authority. There is also small operating costs and occasionally independent projects included in it. The official request was put together by budget shop as there is no county staff associated directly with the budget.

Common Object Expenditures	FY13 Act	FY14 Act	FY15 Bdgt	FY16 Req	FY16 App
51 - Personal Srvc	801,789	514,051	113,251	-	-
52 - Purch/Contr	33,436	686,991	1,257,750	1,336,638	1,248,937
53 - Supplies	16,129	5,347	1,000	1,000	1,063
61 - Other Financing Uses	-	-	-	-	200,000
Total (\$)	851,353	1,206,389	1,372,001	1,337,638	1,450,000

Cost Center Level Expenditures	FY13 Act	FY14 Act	FY15 Bdgt	FY16 Req	FY16 App
Economic Development (5610)	851,353	1,206,389	1,372,001	1,337,638	1,450,000
Total (\$)	851,353	1,206,389	1,372,001	1,337,638	1,450,000
Change		41.7%	13.7%	-2.5%	5.7%

Positions	FY13 Act	FY14 Act	FY15 Bdgt	FY16 Req	FY16 App
Authorized (FT)	8	3	1	1	-
Filled (12/31 or Current)	6	1	-	-	-
Funded	-	-	-	-	-

Economic Development (05600)
General Fund (100)
Request/Recommendation Sheet

Budget (Mid Year 2015)	1,372,001	1,372,001	1,372,001
-------------------------------	------------------	------------------	------------------

Base (Changes from Mid-Year)	Requested	Recommended	Approved
-------------------------------------	------------------	--------------------	-----------------

A. Personal service adjustment. Personal service amount moved to operations and decreased 2.5%. [See Program Mod A, also.]	NA	NA	NA
--	----	----	----

B. Operational adjustment. Request was carryover from last year's budget and reduced by 2.5%. [Recommend contracted work at \$500K instead of \$100K.]	(522,001)	(122,001)	(122,001)
--	-----------	-----------	-----------

C. Added by BOC 2/25/16: Matching Funds for MARTA related Federal Transit Administration (FTA) Transit-Oriented Development.	NA	NA	200,000
--	----	----	---------

Base (Total)	850,000	1,250,000	1,450,000
---------------------	----------------	------------------	------------------

Program Modifications	Requested	Recommended	Approved
------------------------------	------------------	--------------------	-----------------

A. Eliminate one existing unfilled position. Spec Proj Mgr 9895 CC5610 eliminated. [Recommended as is.]	NA	Yes. No funding decrease. See Base A for explanation.	Yes. No funding decrease. See Base A for explanation.
---	----	---	---

Program Modifications (Total)	-	-	-
--------------------------------------	----------	----------	----------

Total Budget (2016)	850,000	1,250,000	1,450,000
----------------------------	----------------	------------------	------------------

Elections (02900)**General (100)**

History Sheet

Departmental Description

The Elections Department provides the residents of DeKalb County with voter registration, voter education, administration of polling places, and conducts elections including absentee, early and election day voting.

Common Object Expenditures	FY13 Act	FY14 Act	FY15 Bdgt	FY16 Req	FY16 App
51 - Personal Srvc	905,672	2,338,068	1,541,785	3,306,936	3,399,973
52 - Purch/Contr	332,399	407,361	429,958	646,855	646,855
53 - Supplies	36,086	82,588	61,000	202,500	209,000
54 - Capital Outlays	52,300	16,924	67,684	36,234	36,234
55 - Interfund/Interdepart	1,520	25,945	5,183	18,469	18,469
Total (\$)	1,327,977	2,870,885	2,105,610	4,210,994	4,310,531

Cost Center Level Expenditures	FY13 Act	FY14 Act	FY15 Bdgt	FY16 Req	FY16 App
Registrar (02910)	871,715	946,058	954,883	1,283,288	1,382,825
Elections (02920)	408,473	855,405	654,686	1,719,927	1,719,927
Election Workers (02922)	47,789	1,069,423	496,041	1,207,779	1,207,779
Total (\$)	1,327,977	2,870,885	2,105,610	4,210,994	4,310,531
Change		116.2%	-26.7%	100.0%	104.7%

Positions	FY13 Act	FY14 Act	FY15 Bdgt	FY16 Req	FY16 App
Authorized (FT)	14	14	14	23	24
Filled (12/31, Current, or Recom)	13	14	14		
Funded			14	23	24

Elections (02900)
General 100)
Request/Recommendation Sheet

Budget (Mid Year 2015)	2,105,610	2,105,610	2,105,610
-------------------------------	------------------	------------------	------------------

Base (Changes from Mid-Year)	Requested	Recommended	Approved
-------------------------------------	------------------	--------------------	-----------------

A.	Personal services adjustment. 14 positions requested in Base Target. No positions added in Base+. Temporary salaries increase \$1.1M from \$605K to \$1.7M, overtime increases \$227K from \$23K to \$250K, due to the 2016 presidential election. Benefits increase \$73K from \$297K to \$370K. [Recommendation is for the 14 Base Target positions, increase in Temporary Salaries & Overtime; Other minor adjustments \$34.9K.]	1,462,162	1,497,013	1,497,013
----	---	-----------	-----------	-----------

B.	Operational adjustments. Increase in postage from \$43K to \$152K, increase in other professional services from \$32K to \$90K. Increase in operating supplies from \$61K to \$203K; all for election year. [Recommended as is.]	334,513	334,513	334,513
----	--	---------	---------	---------

Base (Total)	3,902,285	3,937,136	3,937,136
---------------------	------------------	------------------	------------------

Program Modifications	Requested	Recommended	Approved
------------------------------	------------------	--------------------	-----------------

A.	Fund nine new full-time Voter Registration IV, Cost Center 02920, starting 4/1/16. These positions will be time-limited (1 year). [Recommended as is, except pension \$34,851; Pension not funded as positions are time-limited positions.]	302,989	268,138	268,138
----	---	---------	---------	---------

B.	Five new desktop computers to support absentee mail as the result of anticipated increase in applications for presidential election year. [Recommended as is.]	5,720	5,720	5,720
----	--	-------	-------	-------

C.	CEO's Amendment: Add new Interim Deputy-Director position; time-limited (1 year); Cost Center 02910. Salaries and benefits \$93,037; operating cost \$6,500. [Recommended as is.]	-	99,537	99,537
----	---	---	--------	--------

Program Modifications (Total)	308,709	373,395	373,395
--------------------------------------	----------------	----------------	----------------

Total Budget (2016)	4,210,994	4,310,531	4,310,531
----------------------------	------------------	------------------	------------------

Ethics (00700)
General Fund (100)
 History Sheet

Departmental Description

The voters of DeKalb County reconstituted the Ethics Board in a referendum in November 2015. The proposed budget for FY16 reflects the same amount as FY15 until the new Ethics Board is assembled and gives direction on their proposed spending plan.

Common Object Expenditures	FY13 Act	FY14 Act	FY15 Bdgt	FY16 Req	FY16 App
52 - Purch/Contr	-	70,641	215,242	215,242	215,242
Total (\$)	-	70,641	215,242	215,242	215,242

Cost Center Level Expenditures	FY13 Act	FY14 Act	FY15 Bdgt	FY16 Req	FY16 App
Ethics Board (00701)	-	70,641	215,242	215,242	215,242
Total (\$)	-	70,641	215,242	215,242	215,242
Change		#DIV/0!	204.7%	0.0%	0.0%

Positions	FY13 Act	FY14 Act	FY15 Bdgt	FY16 Req	FY16 App
Authorized (FT)	NA	3	3	-	-
Filled (12/31 or Current)	NA	NA	NA		
Funded				-	-

Ethics (00700)
General Fund (100)
 Request/Recommendation Sheet

Budget (Mid Year 2015)	215,242	215,242	215,242
-------------------------------	----------------	----------------	----------------

Base (Changes from Mid-Year)	Requested	Recommended	Approved
A. Personal services adjustment.	NA	NA	NA
B. Operational adjustment.	NA	NA	NA
Base (Total)	215,242	215,242	215,242

Program Modifications	Requested	Recommended	Approved
Abolish three unfunded positions (Admin Asst II 6460, Integrity Off 6752, Invest Prin 7415 CC 00701) that have never been filled.			
A. All the funding is currently being used for contract work. This will allow the new Ethics Board to re-create the operations as they see fit in FY16. [Recommended.]	NA	Yes.	Yes.
Program Modifications (Total)	-	-	-

Total Budget (2016)	215,242	215,242	215,242
----------------------------	----------------	----------------	----------------

Executive Assistant (00400)**General Fund (100)**

History Sheet

Departmental Description

The Executive Assistant provides the day-to-day comprehensive direction, supervision and guidance to the department heads reporting directly to the CEO as established under the Organizational Act of 1984. The position of Executive Assistant is also referred to as the Chief Operating Officer. The Executive Assistant had been budgeted within the Chief Executive Officer's budget prior to FY2014.

<u>Common Object Expenditures</u>	<u>FY13 Act</u>	<u>FY14 Act</u>	<u>FY15 Bdgt</u>	<u>FY16 Req</u>	<u>FY16 App</u>
51 - Personal Srvc	NA	626,429	1,100,145	1,726,612	1,003,047
52 - Purch/Contr	NA	147,997	277,340	2,219,991	448,375
53 - Supplies	NA	4,513	1,419	87,959	11,959
54 - Capital Outlay	NA	1,702	-	1,154,378	19,000
Total (\$)	NA	780,641	1,378,904	5,188,940	1,482,381

<u>Cost Center Level Expenditures</u>	<u>FY13 Act</u>	<u>FY14 Act</u>	<u>FY15 Bdgt</u>	<u>FY16 Req</u>	<u>FY16 App</u>
Executive Assistant (00410)	NA	780,641	1,378,904	5,188,940	1,482,381
Total (\$)	NA	780,641	1,378,904	5,188,940	1,482,381
Change		NA	76.6%	276.3%	7.5%

<u>Positions</u>	<u>FY13 Act</u>	<u>FY14 Act</u>	<u>FY15 Bdgt</u>	<u>FY16 Req</u>	<u>FY16 App</u>
Authorized (FT)	NA	14	15	32	9
Filled (12/31 or Current)	NA	10	10		
Funded				27	7

Executive Assistant (00400)
General Fund (100)
 Request/Recommendation Sheet

Budget (Mid Year 2015)	1,378,904	1,378,904	1,378,904
-------------------------------	------------------	------------------	------------------

Base (Changes from Mid-Year)	Requested	Recommended	Approved
-------------------------------------	------------------	--------------------	-----------------

A.	Personal services adjustment. 10 positions requested in Base Target. No positions requested in Base+. Salaries remain flat from 2015 at \$839K. Benefits increase \$48K from \$261K to \$309K. [Recommendation is for the 10 Base Target positions minus the three positions in Program Mod C; Total funded 7.]	47,645	47,645	47,645
----	---	--------	--------	--------

B.	Operational adjustments. Other Professional Services increased \$216K mostly due to Enterprise Leadership Development activities. [Enterprise Leadership Development not recommended at this time.]	259,193	39,750	39,750
----	---	---------	--------	--------

Base (Total)	1,685,742	1,466,299	1,466,299
---------------------	------------------	------------------	------------------

Program Modifications	Requested	Recommended	Approved
------------------------------	------------------	--------------------	-----------------

A.	Citizen Help Center Expansion. Hiring of 17 new positions (15 Call Center Operators, Job Code 3860, Grade 19, eight months funding; One Call Center Quality Assurance Analyst, Job Code 3885, Grade 21, eight months funding; One Call Center Department Liaison, Job Code 3880, Grade 21, eight months funding). Full-time Personal Services & Benefits of \$579K. Remaining funding for temporary personnel and start-up and operating costs. [Recommendation considerate in Citizen Help Center 07800.]	3,156,548	Considered in Citizen Help Center (07800).	-
----	--	-----------	--	---

B.	Managed competition. \$300K requested for two years funding for a management consultant to establish and implement the managed competition process (\$150K per year). \$47K in operating costs for two years. [Recommend one year of funding \$173K.]	346,650	173,325	173,325
----	---	---------	---------	---------

Executive Assistant (00400)
General Fund (100)
 Request/Recommendation Sheet

C. Transfer three existing funded Call Center Operators to Citizen Help Center (07800) - (two Call Center Operators, Job Code 3860, Pos# 01309 and 05909; One Call Center Operator, Job Code 6805, Pos#00288) as well as three existing authorized but unfunded Call Center Operator positions (Job Code 3860, Pos# 07671, 10692, and 11089) transferred to Citizen Help Center (07800). Transfer also includes \$11K for telephone service and \$1.5K in operating supplies. [Recommended as is. Three funded and three unfunded transferred to Citizen Help Center (07800). Total transferred=6 positions.]

	NA	(157,243)	(157,243)
--	----	-----------	-----------

Program Modifications (Total)	3,503,198	16,082	16,082
--------------------------------------	------------------	---------------	---------------

Total Budget (2016)	5,188,940	1,482,381	1,482,381
----------------------------	------------------	------------------	------------------

Facilities Management (01100)**General (100)**

History Sheet

Departmental Description

Facilities Management provides services through three of its Divisions: Building Operations and Maintenance Division, Architectural and Engineering Division and Environmental Services Division. County facilities supported and serviced by these three divisions include administrative offices, fire stations, police precincts, courts, libraries, health centers, parks and recreation centers, performing arts and community centers and senior centers.

Common Object Expenditures	FY13 Act	FY14 Act	FY15 Bdgt	FY16 Req	FY16 App
51 - Personal Servc	2,886,505	3,194,446	3,630,499	4,530,847	3,592,811
52 - Purch/Contr	5,951,751	5,343,959	6,826,210	8,708,022	6,798,295
53 - Supplies	5,578,202	4,194,450	4,114,864	8,126,314	4,595,523
54 - Capital Outlays	-	-	2,210	3,000	3,000
55 - Interfund/Interdept	27,149	(329,448)	(2,218)	27,018	687,018
57 - Other Costs	1,243,535	1,270,081	1,670,081	1,670,081	1,670,081
61 - Other Financing Uses	-	-	1,064,744	-	-
Total (\$)	15,687,142	13,673,488	17,306,390	23,065,282	17,346,728

Cost Center Level Expenditures	FY13 Act	FY14 Act	FY15 Bdgt	FY16 Req	FY16 App
Administration (01110)	514,565	488,702	940,061	1,039,387	1,034,281
General Maint & Cont (01120)	5,105,692	5,848,114	8,117,034	8,533,731	7,080,849
Environmental Services (01130)	1,744,411	908,621	1,339,521	2,152,640	1,814,479
Utilities & Insurance (01140)	7,796,373	5,902,316	6,346,692	10,381,134	6,852,045
Architectural & Engineering (01170)	526,101	525,735	563,082	958,390	565,074
Total (\$)	15,687,142	13,673,488	17,306,390	23,065,282	17,346,728
Change		-12.8%	26.6%	33.3%	0.2%

Positions	FY13 Act	FY14 Act	FY15 Bdgt	FY16 Req	FY16 App
Authorized (FT)	58	58	63	63	63
Filled (12/31, Current, or Recom)	46	44	48		
Funded				58	49

Facilities Management (01100)**General (100)**

Request/Recommendation Sheet

Budget (Mid Year 2015)	17,306,390	17,306,390	17,306,390
-------------------------------	-------------------	-------------------	-------------------

Base (Changes from Mid-Year)	Requested	Recommended	Approved
Personal services adjustment. 48 positions requested in Base Target, 10 positions in Base+. Salaries increase from \$2.4M to \$2.7M. Benefits increase from \$991K to \$1.3M. Total requested 58. [Recommendation is to moved eight Base+ positions to Program Mod G, as they have not been filled in a year. Fund the 48 Base Target positions and one of the remaining Base + positions - Real Estate Admin position, cost center 01170, pos #9615. Total funded 49.]	580,631	(37,688)	(37,688)
Operational adjustments. Operations increase from \$13.6M to \$17M. Electricity increase from \$3.1M to \$7.1M [Recommendation is to decrease electricity by \$3.5M.]	3,389,842	(581,974)	(581,974)
Transfer from Water & Sewer. [Recommended removal of credit.]	NA	660,000	660,000
Base (Total)	21,276,863	17,346,728	17,346,728

Program Modifications	Requested	Recommended	Approved
CAPITAL: Cost to align various county buildings with Building Automation Systems to be accessible through one website. Currently, the county has four to five different systems for approximately 45 to 50 facilities. [Not recommended at this time.]	600,000	Not recommended at this time.	Not recommended at this time.
CAPITAL: Replace carpet with hard surface at Judicial Tower & Clark Harrison Building. [Not recommended at this time.]	430,000	Not recommended at this time.	Not recommended at this time.
Transfer 3 positions (3-Project Mgrs. 9583, 07529, & 9584, Greenspace Env Mgr. 00241, from Parks). [Not recommended at this time.]	319,717	Not recommended at this time.	Not recommended at this time.
CAPITAL: Backflow preventers installation at various locations throughout the county, mandated by EPA. [Not recommended at this time.]	300,000	Not recommended at this time.	Not recommended at this time.
CAPITAL: Upgrade obsolete HVAC units at Art Station, Public Safety Bldg., & Memorial Drive. [Not recommended at this time.]	92,000	Not recommended at this time.	Not recommended at this time.

Facilities Management (01100)**General (100)**

Request/Recommendation Sheet

F.	Work order system upgrade. Software and training system to improve work order flow. [Not recommended at this time.]	45,000	Not recommended at this time.	Not recommended at this time.
G.	Two computers for the real estate administrator position and project manager position. [Not recommended at this time.]	1,702	Not recommended at this time.	Not recommended at this time.
H.	Fund eight positions not filled in 2015 (3-HVAC Mechanic Sr. , 2-Facilities Mgmt Coordinators, Carpenter Senior, Contract Services Mgr., Project Mgr.). [Not recommended at this time.]	NA	Not recommended at this time.	Not recommended at this time.
I.	CAPITAL: Renovate old Tucker Library. [See General Fund, Non-Departmental.]	NA	See General Fund, Non-Departmental	See General Fund, Non-Departmental
Program Modifications (Total)		1,788,419	-	-
Total Budget (2016)		23,065,282	17,346,728	17,346,728

Finance (02100)
General Fund (100)
 History Sheet

Departmental Description

The Department of Finance manages, monitors, and reports the fiscal status of county government, which includes: managing public reporting, debt service, and investor relations; managing financial transactions and related reporting; disbursing funds for payment for goods, services, employee compensation, and debt; managing cash flows; managing insurance and risk exposures; auditing accounts; reporting grant and capital improvement activities; and managing the revenue collections of the water and sewer system.

Common Object Expenditures	FY13 Act	FY14 Act	FY15 Bdgt	FY16 Req	FY16 App
51 - Personal Srvc	4,534,133	5,888,981	6,988,393	7,637,989	6,919,555
52 - Purch/Contr	360,800	519,773	1,347,989	2,122,296	1,444,231
53 - Supplies	54,645	152,138	88,870	166,922	110,699
54 - Capital Outlay	37,902	5,222	37,450	64,084	56,302
55 - Interfund/Interdept	259,561	(812,467)	(809,632)	(1,033,515)	25,934
61 - Other Financing Uses	148,364	250,000	200,000	-	205,500
Total (\$)	5,395,405	6,003,648	7,853,070	8,957,776	8,762,221

Cost Center Level Expenditures	FY13 Act	FY14 Act	FY15 Bdgt	FY16 Req	FY16 App
Director's Office (02110)	698,905	1,280,527	1,601,021	1,873,117	1,464,246
Accounting Services (02120)	905,507	775,955	520,084	731,473	1,615,274
Treasury Services (02122)	-	-	1,538,852	1,716,631	1,286,163
Records (02124)	136,783	222,505	251,709	457,723	457,723
Revenue Collections (02130)	271,348	384,663	205,476	205,500	205,500
Parking Deck (02135)	148,364	-	-	-	-
Internal Audit (02140)	483,642	450,927	777,352	1,202,719	962,969
Grants/CIP (02150) *	907,395	948,330	774,712	554,962	547,962
Risk Management (02160)	1,843,461	1,940,741	2,183,864	2,421,151	2,222,384
Total (\$)	5,395,405	6,003,648	7,853,070	9,163,276	8,762,221

Change 11.3% 30.8% 16.7% 11.6%

* Effective May of FY15, Budget was moved from 02150 into a separate department.

Positions	FY13 Act	FY14 Act	FY15 Bdgt	FY16 Req	FY16 App
Authorized (FT)	71	95	84	91	86
Filled (12/31 or Current)	59	84	71		
Funded				91	82

Finance (02100)
General Fund (100)
Request/Recommendation Sheet

Budget (Mid Year 2015)	7,853,070	7,853,070	7,853,070
-------------------------------	-----------	-----------	-----------

Base (Changes from Mid-Year)	Requested	Recommended	Approved
-------------------------------------	------------------	--------------------	-----------------

<p>Personal services adjustment. 71 positions requested in Base Target and 10 in Base+. Salaries decrease from \$4.8M to \$4.7M. Benefits increase from \$2.1 to \$2.2. Total requested 81. [Recommended funding for 71 Base Target positions and 9 Base+ positions-</p> <p>A. (business process consultant, 3 auditors, benefits specialist, payroll analyst, customer service representative senior, financial officer senior. accountant senior) Total funded 80. Also reduced partial-year funding for vacant assistant director and business process consultant, by -\$120K.]</p>	15,473	(169,834)	(169,834)
--	--------	-----------	-----------

<p>Operational adjustments. Other professional services increase from \$379K to \$737K. Bank service charge increase from \$250K to \$360K. Treasury Cost Allocation decrease from \$206K to \$0. [Recommendation is to remove the interfund reimbursement credit of \$1M, remove audit support credit \$59K , reduce other professional services \$140K, reduce bank service charge \$110K, reduce other miscellaneous charges \$141K, and add \$205.5K to transfer to sanitation. Also reduced supplies by \$54K (to \$110K); reduced other professional services by \$101K (to \$496K).]</p> <p>B.</p>	438,720	977,989	977,989
---	---------	---------	---------

Base (Total)	8,307,263	8,661,225	8,661,225
---------------------	------------------	------------------	------------------

Program Modifications	Requested	Recommended	Approved
------------------------------	------------------	--------------------	-----------------

<p>[Accounting Services 02120] Fund two unfunded accounting tech senior positions. \$101K salary and benefits for 12 months; computer, software, supplies, etc. \$9K. [Not recommended at this time.]</p> <p>A.</p>	110,199	Not recommended at this time.	Not recommended at this time.
---	---------	-------------------------------	-------------------------------

<p>[Treasury Services 02122] Add one accountant principal position to manage day-to-day cash operations and banking relations. \$52K salary and benefits for eight months; \$2K computer, supplies, etc. [Not recommended at this time.]</p> <p>B.</p>	53,748	Not recommended at this time.	Not recommended at this time.
--	--------	-------------------------------	-------------------------------

Finance (02100) General Fund (100) Request/Recommendation Sheet

C.	[Records 02124] Add 2 records technicians for records retention and retrieval, and open records requests. Salary and benefits for 12 months. [Recommended]	101,396	100,996	100,996
D.	[Internal Audit 02140] Fund one unfunded auditor senior position to perform business license audits. \$76K salary and benefits for 12 months; \$1K computer. [Not recommended at this time.]	77,689	Not recommended at this time.	Not recommended at this time.
E.	[Internal Audit 02140] Add one administrative assistant II position. \$65K salary and benefits for 12 months; \$1K computer. [Not recommended at this time.]	66,133	Not recommended at this time.	Not recommended at this time.
F.	[Internal Audit 02140] Add two auditor senior positions to perform ethics investigations. This is based on recommendations in the grand jury presentment report of July, 2015. \$147K salary and benefits for 12 months; \$8K computers, supplies. [Not Recommended at this time.]	155,377	Not recommended at this time.	Not recommended at this time.
G.	[Risk Management 02160] Add one records manager position to manage the employee wellness program. Salary and benefits for 12 months. [Not Recommended at this time.]	85,971	Not recommended at this time.	Not recommended at this time.
Program Modifications (Total)		650,513	100,996	100,996
Total Budget (2016)		8,957,776	8,762,221	8,762,221

Finance (02100)
Sanitation Fund (541)
 Request/Recommendation Sheet

Budget (Mid Year 2015)	223,722	223,722	223,722
-------------------------------	----------------	----------------	----------------

Base (Changes from Mid-Year)	Requested	Recommended	Approved
A. Personal services adjustment. Operational adjustments. Interfund to Finance - Water & Sewer for	NA	NA	NA
B. commercial sanitation collections. This item is not in the request and is made in the recommendation. [Recommended \$223.7K].	(223,722)	(22)	(22)

Base (Total)	-	223,700	223,700
---------------------	----------	----------------	----------------

Program Modifications	Requested	Recommended	Approved
A. No program mods requested.	NA	NA	NA
Program Modifications (Total)	-	-	-

Total Budget (2016)	-	223,700	223,700
----------------------------	----------	----------------	----------------

Finance (02100)**Water & Sewer Fund (511)**

History Sheet

Departmental Description

The Utility Customer Operations Division's primary function is to produce accurate and timely county utility bills, including water and sewer bills and commercial sanitation while providing a superior level of customer service. Functions of this division include water meter reading, quality assurance, issue resolution, revenue protection, and a customer contact center.

<u>Common Object Expenditures</u>	<u>FY13 Act</u>	<u>FY14 Act</u>	<u>FY15 Bdgt</u>	<u>FY16 Req</u>	<u>FY16 App</u>
51 - Personal Srvc	4,498,310	3,652,205	5,111,601	6,140,145	5,668,945
52 - Purch/Contr	1,424,224	1,366,945	3,236,026	3,709,164	3,709,164
53 - Supplies	122,967	71,908	128,500	150,513	150,513
54 - Capital Outlay	28,472	31,120	50,660	65,361	65,361
55 - Interfund/Interdept	(250,178)	1,699,293	(192,732)	(119,333)	309,864
Total (\$)	5,823,795	6,821,471	8,334,055	9,945,850	9,903,847

<u>Cost Center Level Expenditures</u>	<u>FY13 Act</u>	<u>FY14 Act</u>	<u>FY15 Bdgt</u>	<u>FY16 Req</u>	<u>FY16 App</u>
Utility Customer Ops (02132)	5,823,795	6,821,471	8,334,055	9,945,850	9,903,847
Total (\$)	5,823,795	6,821,471	8,334,055	9,945,850	9,903,847
Change		17.1%	22.2%	19.3%	18.8%

<u>Positions</u>	<u>FY13 Act</u>	<u>FY14 Act</u>	<u>FY15 Bdgt</u>	<u>FY16 Req</u>	<u>FY16 App</u>
Authorized (FT)	98	100	164	164	164
Filled (12/31 or Current)	90	82	72		
Funded				153	144

Note: 41 of the requested and recommended positions are funded for 4 months (\$622K) and are provisional, based on decisions to be made related to the mix of contract and employee resources.

Finance (02100)
Water & Sewer Fund (511)
 Request/Recommendation Sheet

Budget (Mid Year 2015)	8,334,055	8,334,055	8,334,055
-------------------------------	------------------	------------------	------------------

Base (Changes from Mid-Year)	Requested	Recommended	Approved
-------------------------------------	------------------	--------------------	-----------------

A.	Personal services adjustment. 72 positions requested in Base Target and 81 Base + positions. [Recommend reduce funding of nine positions in Base+ -\$471K. Funding for 72 Base Target and 72 Base +. 41 of the requested and recommended positions are funded for 4 months (\$622K) and are provisional, based on decisions to be made related to the mix of contract and employee resources.]	1,028,544	557,344	557,344
----	--	-----------	---------	---------

B.	Operational adjustments. [Recommend the request and add \$497K by removing an interfund credit from Finance - General Fund and Finance - Sanitation Fund; this will be moved to revenue as a transfer in].	89,251	518,448	518,448
----	--	--------	---------	---------

Base (Total)	9,451,850	9,409,847	9,409,847
---------------------	------------------	------------------	------------------

Program Modifications	Requested	Recommended	Approved
------------------------------	------------------	--------------------	-----------------

A.	Funding for check processing charges associated with the UCO lockbox. [Recommended as is.]	66,000	66,000	66,000
----	--	--------	--------	--------

B.	Funding for first year's circuit fee at new UCO office. [Recommended as is.]	35,000	35,000	35,000
----	--	--------	--------	--------

C.	Funding for the first year's lease for new UCO office (includes utilities). [Recommended as is.]	153,000	153,000	153,000
----	--	---------	---------	---------

D.	Funding for Wells Fargo Ebox Lockbox fees. This is a shared service, but 90% of the volume is from water/sewer remittances. [Recommended as is.]	240,000	240,000	240,000
----	--	---------	---------	---------

Program Modifications (Total)	494,000	494,000	494,000
--------------------------------------	----------------	----------------	----------------

Total Budget (2016)	9,945,850	9,903,847	9,903,847
----------------------------	------------------	------------------	------------------

Fire (04900)
Fire Fund (270)
 History Sheet

Departmental Description

The Fire Rescue Department provides emergency response to medical emergencies, fire emergencies, hazardous materials incidents, technical rescue, aircraft distress, tactical emergencies, and SWAT medic operations. There are two funds - General and Fire. The Fire Fund provides the full range of fire services, while the General Fund only provides administration and rescue services.

<u>Common Object Expenditures</u>	<u>FY13 Act</u>	<u>FY14 Act</u>	<u>FY15 Bdgt</u>	<u>FY16 Req</u>	<u>FY16 App</u>
51 - Personal Srvc	37,050,446	38,248,843	40,827,111	42,963,559	42,226,432
52 - Purch/Contr	623,547	621,717	1,304,013	3,599,650	1,927,450
53 - Supplies	1,064,301	1,414,607	1,348,792	4,594,183	2,601,632
54 - Capital Outlays	56,205	25,811	161,940	614,154	163,005
55 - Interfund/Interdept	4,391,210	6,631,589	6,866,760	6,905,433	6,155,433
61 - Other Financing Uses	-	-	-	-	-
Total (\$)	43,185,710	46,942,567	50,508,616	58,676,979	53,073,952

<u>Cost Center Level Expenditures</u>	<u>FY13 Act</u>	<u>FY14 Act</u>	<u>FY15 Bdgt</u>	<u>FY16 Req</u>	<u>FY16 App</u>
Training (04922)	9,505	7,176	-	-	-
Administration (04923)	24,328	10,480	-	-	-
Fire Marshal (04924)	156	-	-	-	-
Operations (04925)	42,566,389	46,078,289	50,508,616	58,676,979	53,073,952
Interfund Support (04942)	585,332	846,622	-	-	-
Total (\$)	43,185,710	46,942,567	50,508,616	58,676,979	53,073,952

Change 8.7% 7.6% 16.2% 5.1%

<u>Positions</u>	<u>FY13 Act</u>	<u>FY14 Act</u>	<u>FY15 Bdgt</u>	<u>FY16 Req</u>	<u>FY16 App</u>
Authorized (FT)	643	650	650	656	650
Filled (12/31, Current, or Recom)	530	586	554		
Funded				603	562

Fire (04900)
Fire (270)
Request/Recommendation Sheet

Budget (Mid Year 2015)	50,508,616	50,508,616	50,508,616
-------------------------------	-------------------	-------------------	-------------------

Base (Changes from Mid-Year)	Requested	Recommended	Approved
-------------------------------------	------------------	--------------------	-----------------

<p>Personal services adjustment. 554 positions requested in Base Target. No positions in Base+. Salaries decrease from \$28M to \$26.6M, due to attrition of 30 funded positions occurring from Jan-Aug, 2015. FY16, salaries funding was based on filled positions as of 8/22/15. Benefits increase from \$11.9M to \$13.6M due to the new group insurance formula. Total requested positions 554. [Recommendation is for the 554 Base Target positions and 8 positions in Program Mod A; Total funded 562.]</p>	(462,351)	(462,351)	(462,351)
---	-----------	-----------	-----------

<p>Operational adjustments. Computers increase from \$2K to \$358K for replacing 68 Toughbook Computers. Maint. & Repair increase from \$753K to \$1M for door, appliances, and gear repairs. Other Professional Services increase from \$24K to \$340K for burn building and testing. Training increase from \$40K to \$245K due to tuition reimbursement for firefighters. Decrease in Vehicle Maintenance from \$3.1M to \$2.3M. [Recommendation is \$100K for computer replacement and \$100K for tuition reimbursement. Redistributed funds from Books, Electric, & Gas to Uniforms and Supplies and other minor adjustments.]</p>	896,678	66,015	66,015
---	---------	--------	--------

<p>Increase in Uniforms from \$455K to \$2.1M for turnout gear replacement \$895K, uniform replacement \$450K, and 50 recruit uniforms \$300K. [Moved to Program Mod R due to the size of the request.]</p>	1,703,467	Moved to Program Mod R.	Moved to Program Mod R.
---	-----------	-------------------------	-------------------------

<p>Supplies increase from \$400K to \$1.7M for equipment \$330K, vehicle prep \$100K, fire hoses \$50K, appliances \$58.5K, recliners \$60K, lockers \$33K, furniture \$25K, foam \$100K, cleaning & office supplies \$195K, coolers \$20K, and misc. supplies \$368K. [Moved to Program Mod S due to the size of the request.]</p>	1,340,999	Moved to Program Mod S.	Moved to Program Mod S.
---	-----------	-------------------------	-------------------------

Base (Total)	53,987,409	50,112,280	50,112,280
---------------------	-------------------	-------------------	-------------------

Fire (04900)**Fire (270)**

Request/Recommendation Sheet

Program Modifications	Requested	Recommended	Approved
A. Promotion of eight positions to Fire Captain positions, transferred from general to fire fund; occurred in late 2015. Annualize cost. [Recommended as is.]	638,352	638,352	638,352
B. Fund existing 30 positions (17 Firefighter I, 7 Firefighter II, Admin Asst II-new position, 4 Fire Apparatus Operator, and 1 Fire medic). [Not recommended at this time.]	1,316,566	Not recommended at this time.	Not recommended at this time.
C. Software used to gather cell phone information. Software will be used by Arson Unit to develop credible evidence, that will be provided to the District Attorney. [Not recommended at this time.]	17,835	Not recommended at this time.	Not recommended at this time.
D. Fund new EMS Coordinator - Captain position. Responsibilities will include working with Medical Control, private contractors, State Licensing, and EMS vendors. [Not recommended at this time.]	85,971	Not recommended at this time.	Not recommended at this time.
E. Fund existing Fire Inspection Supv position, Pos#10842, Cost Center 04925. This position will assist the Fire Marshal in providing the needed span of control over subordinate staff. [Not recommended at this time.]	81,728	Not recommended at this time.	Not recommended at this time.
F. Fund new HR Coordinator position. This position will assist with employee relations functions. [Not recommended at this time.]	60,857	Not recommended at this time.	Not recommended at this time.
G. Fund new Public Information and Relations Admin to assist with information and communication to internal and external stakeholders. [Not recommended at this time.]	40,571	Not recommended at this time.	Not recommended at this time.
H. Fund new Recruitment Captain position to recruit future fire rescue employees. [Not recommended at this time.]	85,971	Not recommended at this time.	Not recommended at this time.
I. Fund new Training Captain position for Fire Academy. [Not recommended at this time.]	85,971	Not recommended at this time.	Not recommended at this time.
J. Foam trailer to be able to apply large amount of foam to fire or spill. [Not recommended at this time.]	56,136	Not recommended at this time.	Not recommended at this time.
K. CAPITAL: Fire stations repairs at station #5, 11-16, 18-20. Repair houses and infrastructure. [Not recommended at this time.]	1,000,000	Not recommended at this time.	Not recommended at this time.

Fire (04900)**Fire (270)**

Request/Recommendation Sheet

L.	CAPITAL: Install security fencing around the parking lot facilities at station # 1, 2, 5, 8, 9, 11, 12, 14, 16-22. [Not recommended at this time.]	150,000	Not recommended at this time.	Not recommended at this time.
M.	CAPITAL: Three response units, vehicles costing \$750K; fuel & insurance \$16,800. [Not recommended at this time].	766,800	Not recommended at this time.	Not recommended at this time.
N.	Replace existing temporary classroom structure with larger and more versatile structure. [Not recommended at this time.]	100,000	Not recommended at this time.	Not recommended at this time.
O.	Fund new position, Support Services Captain; responsible for daily supervision over all functions related to fleet. [Not recommended at this time.]	57,313	Not recommended at this time.	Not recommended at this time.
P.	Fund new position, Custodian; responsible for doing light plumbing, electrical, carpentry, and HVAC routine maintenance at all fire stations throughout the county. [Not recommended at this time.]	64,357	Not recommended at this time.	Not recommended at this time.
Q.	Fund new positions, two Canine Specialists. [Not recommended at this time.]	81,142	Not recommended at this time.	Not recommended at this time.
R.	Replace turnout gear \$895K, uniform replacement \$450K, and 50 Recruit uniforms \$300,000. Total \$1,703,467. [Recommended \$700,000 for replacing gear.]	See Base B1.	700,000	700,000
S.	Equipment \$330K, vehicle prep \$100K, fire hoses \$50K, appliances \$58.5K, recliners \$60K, lockers \$33K, furniture \$25K, foam \$100K, cleaning & office supplies \$195K, coolers \$20K, and misc. supplies \$368K. Total \$1,340,099. [Recommended \$400,000 for equipment and supplies.]	See Base B2.	400,000	400,000
T.	CAPITAL: Added after original submission- Replace Station 7; \$2,700,000. [Not recommended at this time.]	Requested after submission.	Not recommended at this time.	Not recommended at this time.
U.	Added by BOC 2/25/16: Pay raise adjustments of \$1,223,320; beginning in May. Pay raises consistent with the pay and class study.	NA	NA	1,223,320
Program Modifications (Total)		4,689,570	1,738,352	2,961,672
Total Budget (2016)		58,676,979	51,850,632	53,073,952

Fire (04900)
General Fund (100)
 History Sheet

Departmental Description

The Fire Rescue Department provides emergency response to medical emergencies, fire emergencies, hazardous materials incidents, technical rescue, aircraft distress, tactical emergencies, and SWAT medic operations. There are two funds - General and Fire. General Fund provides emergency medical treatment and, if required, transportation to hospital facilities.

Common Object Expenditures	FY13 Act	FY14 Act	FY15 Bdgt	FY16 Req	FY16 App
51 - Personal Srvc	7,394,676	7,508,068	7,734,674	7,885,806	7,872,414
52 - Purch/Contr	64,643	67,260	235,225	348,421	193,151
53 - Supplies	143,583	52,797	58,095	842,743	104,750
54 - Capital Outlays	-	-	101,000	422,365	61,682
55 - Interfund/Interdept	988,414	304,803	799,366	642,652	642,652
57 - Other Costs	-	-	103,000	100,425	100,425
61 - Other Financing Uses	-	-	-	-	(100,425)
Total (\$)	8,591,315	7,932,928	9,031,360	10,242,412	8,874,649

Cost Center Level Expenditures	FY13 Act	FY14 Act	FY15 Bdgt	FY16 Req	FY16 App
Rescue Services (04930)	8,591,315	7,932,928	8,725,810	9,974,724	8,874,649
DeKalb Emergency Mgmt (04935)	-	-	305,550	267,688	-
Total (\$)	8,591,315	7,932,928	9,031,360	10,242,412	8,874,649
Change		-7.7%	13.8%	13.4%	-1.7%

Positions	FY13 Act	FY14 Act	FY15 Bdgt	FY16 Req	FY16 App
Authorized (FT)	140	140	140	140	140
Filled (12/31, Current, or Recom)	112	108	105		
Funded				101	97

Note: In FY16, DEMA (DeKalb Emergency Mgt Agy) will become a separate department.

Fire (04900)
General (100)
Request/Recommendation Sheet

Budget (Mid Year 2015)	9,031,360	9,031,360	9,031,360
-------------------------------	------------------	------------------	------------------

Base (Changes from Mid-Year)	Requested	Recommended	Approved
Personal services adjustment. 105 positions requested in Base Target. No positions in Base+. Salaries increase from \$5.5M to \$5.6M. Benefits increase from \$2.1M to \$2.7M. [Recommendation is for the 105 Base Target positions. However, see Program Mod B, 8 positions moved to the Fire Fund, Program Mod A. Total funded 97.]	589,773	589,773	589,773
A.			
Operational adjustments. Increase in Maint. and Repair from \$235K to \$348K for radio repair, toughbook computers & ice machine repair, & tree removal. Decrease in Interfund from \$799K to \$642K. Increase in Capital Outlay from \$101K to \$422K, for replacing 88 Computers and record management fee. [Not recommending computer upgrades.]	333,920	(26,763)	(26,763)
B.			
Increase in Supplies, from \$28K to \$783K, to replace portable radios and accessories (\$726K). [Moved to Program Mod D because of the size of the request.]	726,000	Moved to Program Mod D.	Moved to Program Mod D.
B1.			
Base (Total)	10,681,053	9,594,370	9,594,370

Program Modifications	Requested	Recommended	Approved
Fund four existing positions (One Firemedic Apparatus operations, three Fire Medic II. [Not recommended at this time.]	199,711	Not recommended at this time.	Not recommended at this time.
A.			
Eight positions in the general fund were promoted to Fire Captains and moved to the Fire Fund {Six Firemedic Apparatus, two Rescue Captains}. See Fire Fund sheet, Program Mod A. [Recommended as is.]	(638,352)	(638,352)	(638,352)
B.			
Added by Analyst: Moved DEMA funding to new Department (Cost Center 04410). See DEMA Sheet for new Department. [Recommended as is.]	-	(267,688)	(267,688)
C.			
Moved from B1 due to size of the request. Replace 167 portable radios @ \$4,191 and accessories. \$726,000 [Not recommended at this time.]	Moved from B1.	Not recommended at this time.	Not recommended at this time.
D.			

Fire (04900)
General (100)
 Request/Recommendation Sheet

Added by BOC 2/25/16: Pay raise adjustments of \$186,319; beginning in May.			
E.	Pay raises consistent with the pay and class study.	NA	186,319
Program Modifications (Total)		(438,641)	(906,040)
Total Budget (2016)		10,242,412	8,874,649

Note: In FY16, DEMA (DeKalb Emergency Mgt Agy) will become a separate department.

Fleet Management (01200)
Vehicle Maintenance Fund (611)
History Sheet

Departmental Description

Fleet Management is comprised of seven divisions: the Administrative Division, which is responsible for personnel and accounting functions; the Automotive Division, which is responsible for maintaining all cars and pickup trucks with gross vehicle weights of up to 13,000 lbs., including wrecker services, fuel and lube services; the Heavy Equipment Division, which is responsible for off road equipment, all vehicles located at Seminole Landfill, and the Body Shop; the Heavy Truck Division, which is responsible for all trucks with a gross weight over 13,000 lbs.; the Sanitation Division, which is responsible for all Sanitation Department units with a gross weight of over 13,000 lbs. and includes the welding shop and lube bay for heavy trucks; The Fire Rescue Division, which is responsible for providing maintenance on all fire and rescue equipment with a gross weight of over 13,000 lbs.; and the Services Division, which is responsible for the Tire Shop and Parts Operations.

<u>Common Object Expenditures</u>	<u>FY13 Act</u>	<u>FY14 Act</u>	<u>FY15 Bdgt</u>	<u>FY16 Req</u>	<u>FY16 App</u>
51 - Personal Srvc	7,949,406	8,817,915	9,391,895	11,894,930	11,174,781
52 - Purch/Contr	3,511,013	3,806,655	4,514,161	4,001,388	3,931,499
53 - Supplies	20,256,765	19,965,392	15,107,864	17,287,342	13,332,023
54 - Capital Outlay	17,445	14,772	11,600	15,655	15,655
55 - Interfund/Interdept	393,301	421,494	464,948	2,775,378	3,022,629
57 - Other Costs	688,151	642,869	688,000	-	-
61 - Other Financing Uses	-	-	350,000	-	-
Retirement Services	31,595	31,595	31,595	31,744	31,744
Total (\$)	32,847,677	33,700,692	30,560,063	36,006,437	31,508,331

<u>Cost Center Level Expenditures</u>	<u>FY13 Act</u>	<u>FY14 Act</u>	<u>FY15 Bdgt</u>	<u>FY16 Req</u>	<u>FY16 App</u>
Fleet Management (01210)	32,847,677	33,700,692	30,560,063	36,006,437	31,508,331
Total (\$)	32,847,677	33,700,692	30,560,063	36,006,437	31,508,331
Change		2.6%	-9.3%	17.8%	3.1%

<u>Positions</u>	<u>FY13 Act</u>	<u>FY14 Act</u>	<u>FY15 Bdgt</u>	<u>FY16 Req</u>	<u>FY16 App</u>
Authorized (FT)	160	152	152	152	146
Filled (12/31 or Current)	139	140	142		
Funded				152	146

Fleet Management (01200)
Vehicle Maintenance Fund (611)
Request/Recommendation Sheet

Budget (Mid Year 2015)	30,560,063	30,560,063	30,560,063
-------------------------------	-------------------	-------------------	-------------------

Base (Changes from Mid-Year)	Requested	Recommended	Approved
-------------------------------------	------------------	--------------------	-----------------

Personal services adjustment. 142 positions requested in Base Target and 4 in Base+ (Fleet Parts Technician, Payroll Personnel Tech, Fleet Service Technician III, and Project Manager II). Total requested 146. Salaries went from \$6.2M to \$6.4M. Benefits increase from \$3.1 to \$3.8 due to increase in insurance \$500K and workers comp \$58.8K. [Recommended 142 Base Target positions and 4 Base+ positions; Total funded 146.]

A.	852,886	852,886	852,886
----	---------	---------	---------

Operational adjustments. The \$350K in FY15 for CIP transfers should be removed from the comparison for an actual increase of +\$1.6M. This mainly consists of an increase in General Fund overhead charges of \$2.4M, not previously assessed and a decrease of \$688K in pensioners' insurance that is being recovered in Personal Services as part of the per FTE insurance charge. [Recommended additional \$320K for carried-forward maint encumbrances; reduce -\$1.6M for lower fuel costs.]

B.	1,375,382	95,382	95,382
----	-----------	--------	--------

Base (Total)	32,788,331	31,508,331	31,508,331
---------------------	-------------------	-------------------	-------------------

Program Modifications	Requested	Recommended	Approved
------------------------------	------------------	--------------------	-----------------

Salary adjustment: Add funding to retain current staff and to attract skilled personnel. [Not recommended at this time. Re-evaluated at Mid-Year.]

A.	930,000	Revist at mid-year.	Revist at mid-year.
----	---------	---------------------	---------------------

Fund ten technical positions (three Fleet Techs III and seven Fleet Techs IV). This program mod also includes a reduction of outside repair costs of -\$361K. [Not recommended at this time.]

B.	120,413	Not recommended at this time.	Not recommended at this time.
----	---------	-------------------------------	-------------------------------

Fund five technical positions (three Fleet Techs III, and two Fleet Techs IV). This program modification includes a reduction in outside repair costs of -\$179K. [Not recommended at this time.]

C.	59,625	Not recommended at this time.	Not recommended at this time.
----	--------	-------------------------------	-------------------------------

Fleet Management (01200)
Vehicle Maintenance Fund (611)
 Request/Recommendation Sheet

D. CAPITAL: funding for renovation of Site E (Sanitation) garage. Current facility is too small and is unfit for efficient maintenance and repair of landfill equipment. [Not recommended at this time, as funds are not available in the Vehicle Maintenance Fund, nor can funds be identified in the Sanitation Fund.]

2,108,068 Not recommended at this time. Not recommended at this time.

Program Modifications (Total) 3,218,106 - -

Total Budget (2016) 36,006,437 31,508,331 31,508,331

Fleet/Vehicle Replacement (01300)**Vehicle Replacement (621)**

History Sheet

Departmental Description

The Vehicle Replacement Fund is the internal service fund set up to account for the purchase and disposal of all county-owned vehicles. Under normal operations, the fund charges using departments an amortization (or recovery charge) in advance of future eventual replacement of vehicles. Fleet Management staff determines the appropriate standards and conditions for replacement.

<u>Common Object Expenditures</u>	<u>FY13 Act</u>	<u>FY14 Act</u>	<u>FY15 Bdgt</u>	<u>FY16 Req</u>	<u>FY16 App</u>
51 - Purch/Contr	728	-	33,515,680	5,400,000	5,400,000
53 - Supplies	11	(1,302)	-	-	-
54 - Capital Outlay	13,371,070	(11,471,046)	46,890,372	28,800,000	38,691,500
55 - Interfund/Interdept	62,910	9,057	212,000	-	200,000
57 - Other Costs	-	-	-	-	1,000,000
61 - Other Financing Uses			223,540	-	1,970,000
Total (\$)	13,434,720	(11,463,290)	80,841,592	34,200,000	47,261,500

<u>Cost Center Level Expenditures</u>	<u>FY13 Act</u>	<u>FY14 Act</u>	<u>FY15 Bdgt</u>	<u>FY16 Req</u>	<u>FY16 App</u>
Vehicle Replacement (01310)	13,434,720	(11,463,290)	80,841,592	34,200,000	47,261,500
Total (\$)	13,434,720	(11,463,290)	80,841,592	34,200,000	47,261,500

Change		-185.3%	-805.2%	-57.7%	-41.5%
--------	--	---------	---------	--------	--------

<u>Positions</u>	<u>FY13 Act</u>	<u>FY14 Act</u>	<u>FY15 Bdgt</u>	<u>FY16 Req</u>	<u>FY16 App</u>
Authorized (FT)	NA	NA	NA	NA	NA
Filled (12/31 or Current)	NA	NA	NA		
Funded				NA	NA

Fleet/Vehicle Replacement (01300)
Vehicle Replacement (621)
 Request/Recommendation Sheet

Budget (Mid Year 2015)	80,841,592	80,841,592	80,841,592
-------------------------------	-------------------	-------------------	-------------------

Base (Changes from Mid-Year)	Requested	Recommended	Approved
A. Personal services adjustment.	NA	NA	NA

Operational adjustments. Changes include:
 -\$18M - lower budgeted vehicle replacement purchases.
 -\$28M - FY15 budget included an expected reversal of a loan receivable entry made in FY14.
 -\$224K - FY15 budget included a transfer to the General Fund of helicopter repair funds.
 -\$107K - lower interest costs on lease/purchase payments.
 [Recommended:

B. The actual request for replacement vehicles was \$31.9M; this is reduced by \$5M (representing replacements which must be deferred), and \$11.8M is added for carried-forward encumbrance funding, for a net of \$38.7M. \$2M is appropriated to transfer vehicle replacement charges to the Sanitation Fund for decommissioned units that will not be replaced. \$1M is appropriated as a reserve for FY16 early vehicle replacements.]	(46,641,592)	(33,580,092)	(33,580,092)
---	--------------	--------------	--------------

Base (Total)	34,200,000	47,261,500	47,261,500
---------------------	-------------------	-------------------	-------------------

Program Modifications	Requested	Recommended	Approved
A. No program mods requested.	NA	NA	NA
Program Modifications (Total)	-	-	-

Total Budget (2016)	34,200,000	47,261,500	47,261,500
----------------------------	-------------------	-------------------	-------------------

GIS (00800)
General (100)
 History Sheet

Departmental Description

The Geographic Information System Department is responsible for the development of an integrated GIS, which will link computer maps to information about the sites and facilities that the maps depict. The Department is responsible for managing multi-department databases.

<u>Common Object Expenditures</u>	<u>FY13 Act</u>	<u>FY14 Act</u>	<u>FY15 Bdgt</u>	<u>FY16 Req</u>	<u>FY16 App</u>
51 - Personal Srvc	1,309,387	1,380,201	1,644,383	1,794,621	1,652,511
52 - Purch/Contr	63,825	69,109	307,299	401,383	326,317
53 - Supplies	15,565	18,947	23,350	31,639	31,639
54 - Capital Outlays	261,393	260,549	299,800	421,225	343,291
55 - Interfund/Interdept	3,759	2,522	400	-	-
61 - Other Financing Uses	144,236	121,256	153,000	153,000	153,000
Total (\$)	1,798,165	1,852,584	2,428,232	2,801,868	2,506,758

<u>Cost Center Level Expenditures</u>	<u>FY13 Act</u>	<u>FY14 Act</u>	<u>FY15 Bdgt</u>	<u>FY16 Req</u>	<u>FY16 App</u>
GIS (00801)	914,749	915,445	1,571,052	1,749,224	1,470,320
Property Mapping (00803)	883,416	937,138	857,180	1,052,644	1,036,438
Total (\$)	1,798,165	1,852,584	2,428,232	2,801,868	2,506,758
Change		3.0%	31.1%	15.4%	3.2%

<u>Positions</u>	<u>FY13 Act</u>	<u>FY14 Act</u>	<u>FY15 Bdgt</u>	<u>FY16 Req</u>	<u>FY16 App</u>
Authorized (FT)	23	23	23	24	23
Filled (12/31, Current, or Recom)	18	19	17		
Funded (Single-filled)			16	22	19
Funded (Double-filled)			1	1	1

GIS (00800)
General (100)
 Request/Recommendation Sheet

Budget (Mid Year 2015)	2,428,232	2,428,232	2,428,232
-------------------------------	------------------	------------------	------------------

Base (Changes from Mid-Year)	Requested	Recommended	Approved
A. Personal services adjustment. 16 positions requested in Base Target, three positions in Base+ (one GIS specialist II and two GIS III, to be hired in 4Q FY15). Salaries increase by \$5K. Benefits decrease from \$565K to \$494K. Total requested 19. [Recommendation is for the 16 Base Target positions and three Base+ positions. Total funded 19.]	(66,255)	(66,255)	(66,255)
B. Operational adjustments. Increase in contracted work from \$307K to \$401K due to building imagery cost. [Adjusted Computer Software, Maintenance & Other Professional Service by \$153K; to cover License for fly-over mapping services.]	70,398	70,398	70,398
Base (Total)	2,432,375	2,432,375	2,432,375

Program Modifications	Requested	Recommended	Approved
A. CAPITAL: License for pictometry; fly-over mapping services. [Recommendation is to use funding in Base.]	153,000	Funded in Base.	Funded in Base.
B. Fund existing Assistant Director. [Not recommended at this time.]	78,597	Not recommended at this time.	Not recommended at this time.
C. Fund new GIS Manager for the proposed reorganization of the GIS department. The manager will manage the infrastructure group which includes 10-12 positions from Watershed, Roads & Drainage, and Planning. [Not recommended at this time.]	60,320	Not recommended at this time.	Not recommended at this time.
D. Fund existing Administrative Assistant. [Not recommended at this time.]	36,920	Not recommended at this time.	Not recommended at this time.
E. Four months funding for Double-fill GIS Manager (Pos#00557, Cost Center 00803). [Recommended as is.]	40,656	40,656	40,656
F. Added after official submission: Salary adjustment for three filled positions, in November 2015. (GIS Mapping Supv, GIS Specialist II, and GIS Specialist III) \$33,727 [Recommended as is.]	Requested after submission.	33,727	33,727
Program Modifications (Total)	369,493	74,383	74,383

Total Budget (2016)	2,801,868	2,506,758	2,506,758
----------------------------	------------------	------------------	------------------

Grady (09500)
Hospital Fund (273)
 History Sheet

Departmental Description

DeKalb County contributes to Grady Memorial Hospital for the treatment of indigent DeKalb County residents. This subsidy provides for payments for the operation of Grady. Also, within this area is the Fulton-DeKalb Hospital Authority Series 2013 Refunding Revenue Certificates in the amount of \$41,380,000. This bond series refinanced the outstanding series 2003 FDHA bonds in December 2013. This amount is DeKalb County's obligation. In 2012, Fulton County refinanced their portion of the series 2003 bonds.

<u>Common Object Expenditures</u>	<u>FY13 Act</u>	<u>FY14 Act</u>	<u>FY15 Bdgt</u>	<u>FY16 Req</u>	<u>FY16 App</u>
51 - Purch/Contr	-	60,706	14,022	14,022	14,022
55 - Interfund/Interdept	97,867	-	-	-	-
57 - Other Costs	18,209,231	11,239,768	18,530,902	21,376,650	20,389,913
Total (\$)	18,307,098	11,300,474	18,544,924	21,390,672	20,403,935

<u>Cost Center Level Expenditures</u>	<u>FY13 Act</u>	<u>FY14 Act</u>	<u>FY15 Bdgt</u>	<u>FY16 Req</u>	<u>FY16 App</u>
Hospital (09510)	18,307,098	11,300,474	18,544,924	21,390,672	20,403,935
Total (\$)	18,307,098	11,300,474	18,544,924	21,390,672	20,403,935
Change		-38.3%	64.1%	15.3%	10.0%

<u>Positions</u>	<u>FY13 Act</u>	<u>FY14 Act</u>	<u>FY15 Bdgt</u>	<u>FY16 Req</u>	<u>FY16 App</u>
Authorized (FT)	NA	NA	NA	NA	NA
Filled (12/31 or Current)	NA	NA	NA		
Funded				NA	NA

Grady (09500)
Hospital Fund (273)
 Request/Recommendation Sheet

Budget (Mid Year 2015)	18,544,924	18,544,924	18,544,924
-------------------------------	-------------------	-------------------	-------------------

Base (Changes from Mid-Year)	Requested	Recommended	Approved
A. Personal services adjustment. Operational adjustments. +\$1.5M increase in operational subsidy requested (\$12.4M to \$13.9M). +\$1.4M increase in debt service, per debt amortization schedule (\$6.1M to \$7.5M). [Recommend additional debt service; Pay \$485,950 from escrow account.]	NA	NA	NA
B.	2,845,748	1,375,762	1,375,762
C. Increase subsidy by 4% (digest growth)	-	483,249	483,249
Base (Total)	21,390,672	20,403,935	20,403,935

Program Modifications	Requested	Recommended	Approved
A. No program mods requested.	NA	NA	NA
Program Modifications (Total)	-	-	-

Total Budget (2016)	21,390,672	20,403,935	20,403,935
----------------------------	-------------------	-------------------	-------------------

Health Board (07100)**General Fund (100)**

History Sheet

Departmental Description

The DeKalb County Board of Health provides a wide range of public health services. The Board has three major functional units: the Office of the Director, Community Health and Prevention Services, and Administration. The Office of the Director oversees administrative, programmatic, clinical, and prevention services. This division includes Emergency Preparedness, Marketing and Business Development, and Environmental Health. The Community Health and Prevention Services Division works to improve the health and well-being of the people who live, work, and play in DeKalb County. The division provides primary prevention services and primary care services at five community health centers. The Administrative Division provides general administrative support to the other operating units within the Board of Health, and serves as the business management arm of the Board. The Administration Division includes Finance, Human Resources, Internal Services, Information Technology, and Vital Records.

<u>Common Object Expenditures</u>	<u>FY13 Act</u>	<u>FY14 Act</u>	<u>FY15 Bdgt</u>	<u>FY16 Req</u>	<u>FY16 App</u>
57 - Other Costs	3,955,644	3,910,721	4,155,634	4,363,416	4,155,634
Total (\$)	3,955,644	3,910,721	4,155,634	4,363,416	4,155,634

<u>Cost Center Level Expenditures</u>	<u>FY13 Act</u>	<u>FY14 Act</u>	<u>FY15 Bdgt</u>	<u>FY16 Req</u>	<u>FY16 App</u>
Health Board (07101)	3,955,644	3,910,721	4,155,634	4,363,416	4,155,634
Total (\$)	3,955,644	3,910,721	4,155,634	4,363,416	4,155,634
Change		-1.1%	6.3%	5.0%	0.0%

<u>Positions</u>	<u>FY13 Act</u>	<u>FY14 Act</u>	<u>FY15 Bdgt</u>	<u>FY16 Req</u>	<u>FY16 App</u>
Authorized (FT)	NA	NA	NA	NA	NA
Filled (12/31 or Current)	NA	NA	NA		
Funded				NA	NA

Health Board (07100)
General Fund (100)
 Request/Recommendation Sheet

Budget (Mid Year 2015)	4,155,634	4,155,634	4,155,634
-------------------------------	------------------	------------------	------------------

Base (Changes from Mid-Year)	Requested	Recommended	Approved
-------------------------------------	------------------	--------------------	-----------------

A. Personal services adjustment.	NA	NA	NA
----------------------------------	----	----	----

Operational adjustments. The agency requested \$4.3M, which is a \$208K increase compared to the FY15 budget of \$4.1M. The additional request, which amounts to 5% of the FY15 budget, is attributed to expanded county growth giving rise to increased need for public health funding. [Recommend no increase over FY15].

B.	207,782	Not Recommended at this time	Not Recommended at this time
----	---------	------------------------------	------------------------------

Base (Total)	4,363,416	4,155,634	4,155,634
---------------------	------------------	------------------	------------------

Program Modifications	Requested	Recommended	Approved
------------------------------	------------------	--------------------	-----------------

A. No program mods requested.	NA	NA	NA
-------------------------------	----	----	----

Program Modifications (Total)	-	-	-
--------------------------------------	----------	----------	----------

Total Budget (2016)	4,363,416	4,155,634	4,155,634
----------------------------	------------------	------------------	------------------

HOST Contributions to Capital (09000)**General Fund (100)**

Request/Recommendation Sheet

Note: Some departments are explained differently for clarity. This is one of those.

Contribution to Capital	FY15 Mid Year	Recommended	Approved
A Camp Road Construction/Demolition	3,000,000	0	0
B Wade Walker Library	1,000,000	0	0
C Image Database (Property Appraisal)	600,000	0	0
D R12/Oracle Reporting (IT)	500,000	0	0
E Courthouse Security System (Sheriff)	200,000	0	0
F Backflow Preventors (Facilities)	200,000	0	0
G Road Resurfacing (various locations)	0	3,991,824	3,991,824
H Sidewalk at Flat Shoals/Henderson/Salem	0	400,000	400,000
I Sidewalk at Northlake Area	0	300,000	300,000
J Lithonia Industrial Blvd Ext Ph III	0	200,000	200,000
	<u>5,500,000</u>	<u>4,891,824</u>	<u>4,891,824</u>

Note: The FY15List is not all HOST related. FY16 is.

Hotel Motel (10000)
Hotel Motel Fund (275)
 Request/Recommendation Sheet

Budget (Mid Year 2015)	5,000,000	5,000,000	5,000,000
-------------------------------	------------------	------------------	------------------

Base (Changes from Mid-Year)	Requested	Recommended	Approved
A. DeKalb Visitors & Convention Bureau	262,500	816,831	816,831
B. Tourism Product Development	112,500	350,070	350,070
C. Transfer to Unincorporated Fund	225,000	700,141	700,141
Base (Total)	5,600,000	6,867,042	6,867,042

Program Modifications	Requested	Recommended	Approved
A. No program mods requested.	NA	NA	NA
Program Modifications (Total)	-	-	-

Total Budget (2016)	5,600,000	6,867,042	6,867,042
----------------------------	------------------	------------------	------------------

Human Resources (01500)**General Fund (100)**

History Sheet

Departmental Description

The Human Resources Department is responsible for attracting, retaining, and developing a diverse and competent workforce to enable County agencies to achieve their business needs. HR has oversight responsibility for organization and employee development; employee and management relations; policy development and administration; employee information systems and data management; occupational health and wellness; and provides operational department support to include recruitment and selection, classification and compensation, and performance management.

<u>Common Object Expenditures</u>	<u>FY13 Act</u>	<u>FY14 Act</u>	<u>FY15 Bdgt</u>	<u>FY16 Req</u>	<u>FY16 App</u>
51 - Personal Srvc	1,943,516	2,161,907	2,428,572	2,908,390	2,763,622
52 - Purch/Contr	487,078	687,706	1,468,898	1,140,327	1,140,327
53 - Supplies	47,315	24,780	51,912	56,414	56,414
54 - Capital Outlay	5,592	4,354	4,288	5,000	5,000
55 - Interfund/Interdept	2,205	4,170	5,374	8,001	8,001
Total (\$)	2,485,706	2,882,916	3,959,044	4,118,132	3,973,364

<u>Cost Center Level Expenditures</u>	<u>FY13 Act</u>	<u>FY14 Act</u>	<u>FY15 Bdgt</u>	<u>FY16 Req</u>	<u>FY16 App</u>
HR & Merit System (01510)	1,946,080	2,112,443	2,812,235	2,991,238	2,846,470
Employee Relations (01520)	383,586	441,110	528,367	514,825	514,825
Training (01525)	156,040	329,363	618,442	612,069	612,069
Total (\$)	2,485,706	2,882,916	3,959,044	4,118,132	3,973,364
Change		16.0%	37.3%	4.0%	0.4%

<u>Positions</u>	<u>FY13 Act</u>	<u>FY14 Act</u>	<u>FY15 Bdgt</u>	<u>FY16 Req</u>	<u>FY16 App</u>
Authorized (FT)	28	29	30	33	32
Filled (12/31 or Current)	28	29	30		
Funded				33	31

Human Resources (01500)
General Fund (100)
Request/Recommendation Sheet

Budget (Mid Year 2015)	3,959,044	3,959,044	3,959,044
-------------------------------	------------------	------------------	------------------

Base (Changes from Mid-Year)	Requested	Recommended	Approved
-------------------------------------	------------------	--------------------	-----------------

Personal services adjustment. 29 positions requested in Base Target. No positions requested in Base+. Salaries remained flat at \$1.8M. Benefits increase \$188K from \$607K to \$795K. [Recommendation is for the 29 Base Target positions and 2 positions in Program Mod (B & D). Total funded 31.]	220,699	220,699	220,699
---	---------	---------	---------

Operational adjustments. Other Professional Services decreases \$207K from \$446K to \$240K partially due to performing more training in-house. This cost savings assumes the hiring of an additional administrative support position at a cost of \$50K and a 7K salary adjustment for an HR Specialist to develop training curriculum (See Program Mod D). [Recommended as is.]	(320,730)	(320,730)	(320,730)
---	-----------	-----------	-----------

Base (Total)	3,859,013	3,859,013	3,859,013
---------------------	------------------	------------------	------------------

Program Modifications	Requested	Recommended	Approved
------------------------------	------------------	--------------------	-----------------

New Administrative Coordinator position for Generalist Division (Cost Center 1510, Job Code 0540, Grade 25, 12 months funding). [Not recommended at this time.]	67,033	Not recommended at this time.	-
---	--------	-------------------------------	---

New HR Generalist (Cost Center 1510, Job Code 1035, Grade 24, 12 months funding) to support Department of Watershed Management. Request is to pay for position with Water & Sewer funds. [Recommended to fund within General Fund. Position will supplement current staff and will not be assigned to Watershed Management exclusively.]	63,852	63,852	63,852
--	--------	--------	--------

Fill existing vacant HRIS Specialist position (Cost Center 1510, Position Number 00466, Job Code 1175, Grade 28, 12 months funding). [Not recommended at this time.]	77,735	Not recommended at this time.	-
--	--------	-------------------------------	---

Fund new HR Assistant - Training (Cost Center 1525, Job Code 1160, Grade 19, 12 months funding). [Recommended as is.]	50,499	50,499	50,499
---	--------	--------	--------

Program Modifications (Total)	259,119	114,351	114,351
--------------------------------------	----------------	----------------	----------------

Total Budget (2016)	4,118,132	3,973,364	3,973,364
----------------------------	------------------	------------------	------------------

Human Services (07500)**General (100)**

History Sheet

Departmental Description

Human Services provides services to meet the needs of families, individuals, youths, and senior residents. Its divided into three operational division. The first division, Office of Senior Affairs coordinates provides programs for seniors, that includes meal delivery, in-home services, transportation. The second is the Lou Walker Senior Center that is a multipurpose facility for active adults age 55 and older. Third, is Youth Services, which coordinates County wide youth programs.

Common Object Expenditures	FY13 Act	FY14 Act	FY15 Bdgt	FY16 Req	FY16 App
51 - Personal Srvc	1,278,236	1,417,495	1,987,302	2,359,907	2,249,803
52 - Purch/Contr	541,604	686,070	1,291,810	1,450,532	1,162,821
53 - Supplies	31,669	43,500	73,401	71,039	68,835
54 - Capital Outlays	650	-	-	-	-
55 - Interfund/Interdept	7,975	13,707	130,331	146,210	146,210
57 - Other Costs	-	25,000	592,808	1,218,194	-
61 - Other Financing Uses	1,511,704	1,402,802	736,192	1,392,808	1,317,808
Total (\$)	3,371,838	3,588,574	4,811,844	6,638,690	4,945,477

Cost Center Level Expenditures	FY13 Act	FY14 Act	FY15 Bdgt	FY16 Req	FY16 App
Administration (07510)	1,154,057	1,351,496	1,314,162	1,750,532	1,211,301
Lou Walker (07520)	647,290	655,736	910,897	1,302,358	1,043,243
Senior Citizens (07530)	1,570,491	1,581,342	1,705,919	2,486,069	1,725,106
Central Center (07540)	-	-	337,067	381,354	381,354
Youth Services (07550)	-	-	543,799	718,377	584,473
Total (\$)	3,371,838	3,588,574	4,811,844	6,638,690	4,945,477
Change		6.4%	34.1%	38.0%	2.8%

Positions	FY13 Act	FY14 Act	FY15 Bdgt	FY16 Req	FY16 App
Authorized (FT)	20	22	32	33	32
Filled (12/31, Current, or Recom)	17	18	27		
Funded (Single-filled)			26	33	29
Funded (Double-filled)			1	-	-

Human Services (07500)
General (100)
Request/Recommendation Sheet

Budget (Mid Year 2015)	4,811,844	4,811,844	4,811,844
-------------------------------	------------------	------------------	------------------

Base (Changes from Mid-Year)	Requested	Recommended	Approved
Personal services adjustment. 26 positions requested in Base Target, and three in Base+. Salaries increase from \$1.4M to \$1.5M.			
A. Benefits increase from \$514K to \$717K. Total requested 29. [Recommendation is for the 26 Base Target positions and three positions in Base+. Total funded 29.]	262,501	262,501	262,501
<hr/>			
B. Operational adjustments. Increase in Grants from \$1.3M to \$2.6M due to a double entry by Department. Increase in services from \$1.2M to \$1.4M for carpet repairs, and youth programs. [Recommendation is to correct double entry and other minor adjustments.]	1,454,241	(128,868)	(128,868)
Base (Total)	6,528,586	4,945,477	4,945,477

Program Modifications	Requested	Recommended	Approved
A. Fund new Office Assistant position at the Lou Walker Center; to assist with membership intake and scheduling. [Not recommended at this time.]	33,665	Not recommended at this time.	Not recommended at this time.
B. Fund new part-time Bus Operator at the Lou Walker Center; to transport seniors from the Center. [Not recommended at this time.]	10,596	Not recommended at this time.	Not recommended at this time.
C. Fund new Customer Service Representative; to coordinate, schedule and monitor volunteers. [Not recommended at this time.]	33,665	Not recommended at this time.	Not recommended at this time.
D. Fund new General Maintenance Worker, Sr. at the Lou Walker Center. [Not recommended at this time.]	32,178	Not recommended at this time.	Not recommended at this time.
Program Modifications (Total)	110,104	-	-

Total Budget (2016)	6,638,690	4,945,477	4,945,477
----------------------------	------------------	------------------	------------------

Internal Audit (00500)**General Fund (100)**

History Sheet

Departmental Description

The Office of Internal Audit was created by House Bill 599 passed by the Georgia General Assembly during the 2015 legislative session. The authorizing legislation also created an Audit Oversight Committee with the power to recommend the proposed budget for the Office of Internal Audit, which will be voted upon by the County Commission. The budget listed below is a placeholder which is modeled after the budget for the City of Atlanta's Auditor's Office, and will be revised after the Audit Oversight Committee is seated and able to make their budget recommendation.

<u>Common Object Expenditures</u>	<u>FY13 Act</u>	<u>FY14 Act</u>	<u>FY15 Bdgt</u>	<u>FY16 Req</u>	<u>FY16 App</u>
57 - Other Costs	NA	NA	NA	NA	1,000,000
Total (\$)	NA	NA	NA	NA	1,000,000

<u>Cost Center Level Expenditures</u>	<u>FY13 Act</u>	<u>FY14 Act</u>	<u>FY15 Bdgt</u>	<u>FY16 Req</u>	<u>FY16 App</u>
Office of Internal Audit (00510)	NA	NA	NA	NA	1,000,000
Total (\$)	NA	NA	NA	NA	1,000,000
Change		NA	NA	NA	NA

<u>Positions</u>	<u>FY13 Act</u>	<u>FY14 Act</u>	<u>FY15 Bdgt</u>	<u>FY16 Req</u>	<u>FY16 App</u>
Authorized (FT)	NA	NA	NA	NA	NA
Filled (12/31 or Current)	NA	NA	NA		
Funded				NA	NA

Internal Audit (00500)
General Fund (100)
 Request/Recommendation Sheet

Budget (Mid Year 2015)	NA	NA	NA
-------------------------------	----	----	----

Base (Changes from Mid-Year)	Requested	Recommended	Approved
A. Personal services adjustment.	NA	NA	NA
B. Operational adjustments.	NA	NA	NA
Base (Total)	NA	NA	NA

Program Modifications	Requested	Recommended	Approved
Creation of Office of Internal Audit. Amount to be budgeted in "Reserve for			
A. Appropriation" until the Audit Oversight Committee is able to make their budget recommendation. [Recommended as is.]	NA	1,000,000	1,000,000
Program Modifications (Total)	NA	1,000,000	1,000,000

Total Budget (2016)	NA	1,000,000	1,000,000
----------------------------	-----------	------------------	------------------

IT (01600)
General Fund (100)
 History Sheet

Departmental Description

The Department of Innovation and Technology provides the following services: network and telecommunications support, computer support, server support, IT security, business applications consulting and support, IT procurement and contracts support, IT project management, and IT strategic planning. All services are designed to improve government access, efficiency, and public value through world class service, integrated information, and a shared infrastructure that is cost effective, secure and reliable.

Common Object Expenditures	FY13 Act	FY14 Act	FY15 Bdgt	FY16 Req	FY16 App
51 - Personal Srvc	6,605,626	6,883,779	7,101,068	7,210,213	7,210,213
52 - Purch/Contr	9,224,295	10,557,654	13,011,384	13,704,455	14,124,455
53 - Supplies	128,061	108,709	143,298	152,612	152,612
54 - Capital Outlays	200,692	150,644	1,003,785	321,095	802,095
55 - Interfund/Interdept	24,372	26,075	40,171	44,362	44,362
61 - Other Financing Uses	-	-	1,921,898	9,979,504	176,940
Total (\$)	16,183,047	17,726,862	23,221,604	31,412,241	22,510,677

Cost Center Level Expenditures	FY13 Act	FY14 Act	FY15 Bdgt	FY16 Req	FY16 App
IT Administration (01605)	14,004,500	14,002,001	19,250,636	31,412,241	22,510,677
IT Telecommunications (01620)	2,178,547	3,724,861	3,970,968	-	-
Total (\$)	16,183,047	17,726,862	23,221,604	31,412,241	22,510,677

Change 9.5% 31.0% 35.3% -3.1%

Note: Department consolidated to one cost center with the FY16 Budget.

Positions	FY13 Act	FY14 Act	FY15 Bdgt	FY16 Req	FY16 App
Authorized (FT)	106	97	169	76	76
Filled (12/31 or Current)	86	78	76		
Funded				76	76

Note: 73 of 169 authorized in FY15 Budget will be removed at the conclusion of a planned re-organization.

IT (01600)
General Fund (100)
 Request/Recommendation Sheet

Budget (Mid Year 2015)	23,221,604	23,221,604	23,221,604
-------------------------------	-------------------	-------------------	-------------------

Base (Changes from Mid-Year)	Requested	Recommended	Approved
-------------------------------------	------------------	--------------------	-----------------

Personal services adjustment. 76 positions requested in Base Target at FY15 salaries which is fewer than were funded in FY15, resulting in no material change in salaries and benefits in aggregate. The effect of a \$300K decrease in salaries (from \$5.1M to \$4.8M) was reduced by an increase in health insurance and pension of \$200K (from \$1.5M to \$1.7M). [Recommended as is]	(98,022)	(98,022)	(98,022)
--	----------	----------	----------

Operational adjustments. The operational decrease in the base budget consists of a \$1.9M decrease (from \$1.9M to \$0) in capital contributions. [Recommended: Additional \$420K in internet services, the departmental charges for which will be recognized as a revenue.]	(1,898,012)	(1,478,012)	(1,478,012)
--	-------------	-------------	-------------

Base (Total)	21,225,570	21,645,570	21,645,570
---------------------	-------------------	-------------------	-------------------

Program Modifications	Requested	Recommended	Approved
------------------------------	------------------	--------------------	-----------------

Salary and benefit adjustments for the re-allocation of 73 positions to reflect market rates for IT personnel. This is part of a reorganization of IT into four functional divisions: Strategic Support, Business Solutions, Security, and Infrastructure. [Recommended as is.]	207,167	207,167	207,167
---	---------	---------	---------

Funding for furniture/fixtures in department's new location. Funding source is additional surplus identified in department's FY15 projected results. [Recommended as is.]	Not in request	481,000	481,000
---	----------------	---------	---------

CAPITAL: Funding to implement an automated tool for Pretrial Services modules for handling all aspects of the pretrial release process where defendants who represent a minimum of risk to society spend their time awaiting trial in the community, either supervised or unsupervised. [See Clerk of Superior Court.]	282,276	See General Fund Non-Departmental	See General Fund Non-Departmental
--	---------	-----------------------------------	-----------------------------------

IT (01600)**General Fund (100)**

Request/Recommendation Sheet

D.	CAPITAL: Apply release bundles and tax updates to PeopleSoft modules in a timely fashion. This would ensure that the county is using the most current version and can obtain support from Oracle. Additionally, the upgrade will provide self-service capabilities for human resource functions and benefit enrollment. This is a one-time cost to get PeopleSoft current. [Not recommended at this time.]	3,500,000	Not recommended at this time.	Not recommended at this time.
E.	CAPITAL funding to upgrade the current jail management system to supported platform with newer technologies to unify all judicial offices on one case management system thereby reducing the total cost of ownership and minimizing integration points. [Not recommended at this time.]	3,225,954	See Sheriff.	See Sheriff.
F.	CAPITAL funding upgrade Probate Court case management system to Tyler Odyssey to unify all judicial offices on one case management system, reducing the total cost of ownership and minimizing integration points. [Recommended \$560,604.]	580,974	See General Fund Non-Departmental	See General Fund Non-Departmental
G.	CAPITAL funding to create Interface between Tracker and Odyssey for the District Attorney's Office and the Solicitor's Office. [Not recommended at this time.]	198,000	Not recommended at this time.	Not recommended at this time.
H.	CAPITAL funding to redesign the county's website to promote a more citizen-centered focus. [Recommended as is.]	235,000	See General Fund Non-Departmental	See General Fund Non-Departmental
I.	CAPITAL funding to upgrade obsolete hardware as required to support the county standard client operating system Windows 7. The existing hardware is obsolete and will not support any additional upgrades and are no longer supported by Dell or Leneovo. There is currently an installed base of 2300 computers needing replacement. [Recommendation for half of amount.]	1,957,300	See General Fund Non-Departmental	See General Fund Non-Departmental
J.	Licenses for 150 users for new budget system expected to go online in 2016. Requested originally in Budget (OMB). [Recommended as is, but not as project.]	See Budget (OMB)	176,940	176,940
Program Modifications (Total)		10,186,671	865,107	865,107

IT (01600)
General Fund (100)
Request/Recommendation Sheet

Total Budget (2016)	31,412,241	22,510,677	22,510,677
----------------------------	-------------------	-------------------	-------------------

Juvenile Court (03400)
General (100)
 History Sheet

Departmental Description

The Juvenile Court has exclusive jurisdiction over juvenile matters concerning any child who is alleged to be delinquent, in need of services, or dependent. It also has jurisdiction over juvenile traffic offenses and special matters transferred to the Court from Superior Court and Probate Court. The Probation Division operates 24 hours each day of the year, screens all children referred to the court for further detention and processes charges which are filed with the Court.

Common Object Expenditures	FY13 Act	FY14 Act	FY15 Bdgt	FY16 Req	FY16 App
51 - Personal Srvc	4,560,938	4,982,912	5,376,453	5,819,057	5,758,471
52 - Purch./Contr	4,178,148	4,127,173	1,027,863	1,416,032	1,065,229
53 - Supplies	69,394	100,216	115,801	96,000	72,339
54 - Capital Outlays	-	81,157	-	22,920	-
55 - Interfund/Interdept	4,288	72,127	7,427	10,741	3,380
61 - Other Financing Uses		8,497	-	-	-
Total (\$)	8,812,767	9,372,082	6,527,544	7,364,750	6,899,419

Cost Center Level Expenditures	FY13 Act	FY14 Act	FY15 Bdgt	FY16 Req	FY16 App
Administration (03410)	6,718,140	7,263,170	4,057,325	5,028,377	4,578,568
Probation Service (03420)	2,094,628	2,108,912	2,470,219	2,336,373	2,320,851
Total (\$)	8,812,768	9,372,082	6,527,544	7,364,750	6,899,419
Change		6.3%	-30.4%	12.8%	5.7%

Positions	FY13 Act	FY14 Act	FY15 Bdgt	FY16 Req	FY16 App
Authorized (FT)	88	89	88	88	88
Filled (12/31, Current, or Recom)	74	69	73		
Funded				79	78

NOTE: On 11/10/15, the BOC approved an increase of \$347,439 in Attorney Services. FY15 is not the mid-year number.

Juvenile Court (03400)
General (100)
 Request/Recommendation Sheet

Budget (Mid Year 2015)	6,527,544	6,527,544	6,527,544
-------------------------------	------------------	------------------	------------------

Base (Changes from Mid-Year)	Requested	Recommended	Approved
-------------------------------------	------------------	--------------------	-----------------

A.	Personal services adjustment. 73 positions requested in Base Target, six positions in Base+ (Court Administrator- #04667, Grants Admin Mgr - #10227, Tribunal Tech - #03812, Office Asst - #06149 in cost center 03410 and Grants & Admin Mgr - #04421 & Juvenile Probation Officer - #04396 in cost center 03420). Positions are already filled except #04396. Total requested 79. Salaries increase from \$3.8M to \$3.9M. Benefits increase from \$1.6M to \$1.9M. (Recommended 73 positions in Base and five in Base+, one not filled currently not recommended. Total funded 78.)	442,604	382,018	382,018
----	--	---------	---------	---------

B.	Operational adjustments. Operations increase from \$1.1M to 1.3M. Attorney Fees increase from \$691K to \$829K based on BOC action in Nov. 2015. (Recommended minor reductions throughout.)	158,802	(10,143)	(10,143)
----	---	---------	----------	----------

Base (Total)	7,128,950	6,899,419	6,899,419
---------------------	------------------	------------------	------------------

Program Modifications	Requested	Recommended	Approved
------------------------------	------------------	--------------------	-----------------

A.	CAPITAL: Construction of 17 cubicles into 12 office spaces to ensure confidentiality of children and families for various programs to include DFACS cases. [Not recommended at this time.]	235,800	Not recommended at this time.	Not recommended at this time.
----	--	---------	-------------------------------	-------------------------------

Program Modifications (Total)	235,800	-	-
--------------------------------------	----------------	----------	----------

Total Budget (2016)	7,364,750	6,899,419	6,899,419
----------------------------	------------------	------------------	------------------

NOTE: On 11/10/15, the BOC approved an increase of \$347,439 in Atty Svcs. FY15 is not the mid-year number.

Juvenile Court/Services (03400)**Juvenile Services Fund (208)**

History Sheet

Departmental Description

The Juvenile Services Fund was established in 1990 in response to state legislation permitting the collection of fees for certain probation services in Juvenile Court to include housing of juveniles in non-secure facilities, educational/tutorial services, counseling/diagnostic testing, transportation to and from court ordered services, restitution/job development programs, mediation, and truancy intervention.

<u>Common Object Expenditures</u>	<u>FY13 Act</u>	<u>FY14 Act</u>	<u>FY15 Bdgt</u>	<u>FY16 Req</u>	<u>FY16 App</u>
52 - Purch./Contr	75,023	131,870	136,963	71,079	56,533
61 - Other Financing Uses	-	-	6,967	9,050	-
Total (\$)	75,023	131,870	143,930	80,129	56,533

<u>Cost Center Level Expenditures</u>	<u>FY13 Act</u>	<u>FY14 Act</u>	<u>FY15 Bdgt</u>	<u>FY16 Req</u>	<u>FY16 App</u>
Juvenile Services (03425)	75,023	131,870	143,930	80,129	56,533
Total (\$)	75,023	131,870	143,930	80,129	56,533

Change		75.8%	9.1%	-44.3%	-60.7%
--------	--	-------	------	--------	--------

<u>Positions</u>	<u>FY13 Act</u>	<u>FY14 Act</u>	<u>FY15 Bdgt</u>	<u>FY16 Req</u>	<u>FY16 App</u>
Authorized (FT)	NA	NA	NA	NA	NA
Filled (12/31 or Current)	NA	NA	NA		
Funded				NA	NA

Juvenile Court/Services (03400)
Juvenile Services Fund (208)
 Request/Recommendation Sheet

Budget (Mid Year 2015)	143,930	143,930	143,930
-------------------------------	----------------	----------------	----------------

Base (Changes from Mid-Year)	Requested	Recommended	Approved
A. Personal services adjustment.	NA	NA	NA
B. Operational adjustments. Due to decrease in revenues for 2015, operations declined.	(63,801)	(87,397)	(87,397)
Base (Total)	80,129	56,533	56,533

Program Modifications	Requested	Recommended	Approved
A. No program mods requested.	NA	NA	NA
Program Modifications (Total)	-	-	-

Total Budget (2016)	80,129	56,533	56,533
----------------------------	---------------	---------------	---------------

Law (00300)**General (100)**

History Sheet

Departmental Description

The Law Department is responsible for the legal affairs of the County Government under the direction of the County Attorney, who serves as the Chief Legal Officer of DeKalb County.

<u>Common Object Expenditures</u>	<u>FY13 Act</u>	<u>FY14 Act</u>	<u>FY15 Bdgt</u>	<u>FY16 Req</u>	<u>FY16 App</u>
51 - Personal Srvc	2,542,516	2,796,601	3,167,824	3,199,165	3,199,165
52 - Purch/Contr	420,570	955,287	1,753,270	1,169,105	1,169,105
53 - Supplies	85,832	64,875	80,875	75,359	75,359
54 - Capital Outlays	-	8,832	5,200	-	-
61 - Other Financing Uses	-	-	-	1,075,000	-
Total (\$)	3,048,918	3,825,595	5,007,169	5,518,629	4,443,629

<u>Cost Center Level Expenditures</u>	<u>FY13 Act</u>	<u>FY14 Act</u>	<u>FY15 Bdgt</u>	<u>FY16 Req</u>	<u>FY16 App</u>
Law (00310)	3,048,918	3,232,629	3,513,375	4,014,142	3,474,142
Infrastructure Support (00311)	-	592,966	1,493,794	1,504,487	969,487
Total (\$)	3,048,918	3,825,595	5,007,169	5,518,629	4,443,629

Change		25.5%	30.9%	10.2%	-11.3%
--------	--	-------	-------	-------	--------

<u>Positions</u>	<u>FY13 Act</u>	<u>FY14 Act</u>	<u>FY15 Bdgt</u>	<u>FY16 Req</u>	<u>FY16 App</u>
Authorized (FT)	22	25	27	27	27
Filled (12/31, Current, or Recom)	22	24	26		
Funded				27	27

Law (00300)
General (100)
 Request/Recommendation Sheet

Budget (Mid Year 2015)	5,007,169	5,007,169	5,007,169
-------------------------------	------------------	------------------	------------------

Base (Changes from Mid-Year)	Requested	Recommended	Approved
-------------------------------------	------------------	--------------------	-----------------

Personal services adjustment. 26 positions requested in Base Target, one position in Base+ (Assistant County Attorney, hired September 2015). Salaries decrease from \$2.4M to \$2.3M. Benefits increase from \$786K to \$909K. Total requested 27. [Recommendation is for the 26 Base Target positions, and one Base+ positions. Total funded 27.]	31,341	31,341	31,341
A.			

Operational adjustments. Decrease in Other Professional Services from \$1.6 to \$1M, because Consent Decree legal fees will be paid directly out of Capital (R&E Fund) Project- 100001. [Recommended as is.]	(594,881)	(594,881)	(594,881)
B.			

Base (Total)	4,443,629	4,443,629	4,443,629
---------------------	------------------	------------------	------------------

Program Modifications	Requested	Recommended	Approved
------------------------------	------------------	--------------------	-----------------

CAPITAL: Relocated Law Office from Maloof 4th & 5th floor to the 3rd floor. [Not recommended at this time.]	540,000	Not recommended at this time.	Not recommended at this time.
A.			

CAPITAL: Move Water & Sewer Consent Decree outside counsel to Capital Project. [Recommended outside counsel to be paid out of Water & Sewer project, which already has funding for legal services.]	535,000	To be paid out of Capital [R&E Fund] Project 100001 Award 600002.	To be paid out of Capital [R&E Fund] Project 100001 Award 600002.
B.			

Program Modifications (Total)	1,075,000	-	-
--------------------------------------	------------------	----------	----------

Total Budget (2016)	5,518,629	4,443,629	4,443,629
----------------------------	------------------	------------------	------------------

Library (06800)
General (100)
 History Sheet

Departmental Description

DeKalb County Library provides public information, educational resources, recreational reading, literacy services, and literacy programs to DeKalb County residents.

<u>Common Object Expenditures</u>	<u>FY13 Act</u>	<u>FY14 Act</u>	<u>FY15 Bdgt</u>	<u>FY16 Req</u>	<u>FY16 App</u>
51 - PersonalSrv	10,313,677	10,443,117	11,063,744	14,593,690	12,093,077
52 - Purch/Contr	21,115	30,136	70,400	84,800	70,400
53 - Supplies	200,001	700,000	1,100,000	2,220,000	1,156,854
55 - Interfund/Interdept	(163,206)	16,340	29,952	43,615	43,615
57 - Other Costs	1,692,653	1,834,296	1,836,240	1,836,240	1,836,240
61 - Other Financing Uses	-	-	250,000	-	-
Total (\$)	12,064,241	13,023,889	14,350,336	18,778,345	15,200,186

<u>Cost Center Level Expenditures</u>	<u>FY13 Act</u>	<u>FY14 Act</u>	<u>FY15 Bdgt</u>	<u>FY16 Req</u>	<u>FY16 App</u>
Administration (06810)	3,263,129	3,498,015	3,557,819	4,400,713	4,129,671
Information Services (06820)	4,122,647	4,185,024	4,494,427	5,476,706	4,663,469
Circulation (06830)	2,761,655	2,863,806	2,992,570	4,479,031	3,282,774
Technical Services (06840)	818,916	1,272,872	1,690,630	2,713,698	1,781,471
Automation (06850)	316,459	324,505	398,856	397,106	340,252
Maintenance & Operations (06860)	781,435	879,667	1,216,034	1,311,091	1,002,549
Total (\$)	12,064,241	13,023,889	14,350,336	18,778,345	15,200,186

Change 8.0% 10.2% 30.9% 5.9%

<u>Positions</u>	<u>FY13 Act</u>	<u>FY14 Act</u>	<u>FY15 Bdgt</u>	<u>FY16 Req</u>	<u>FY16 App</u>
Authorized (FT)	227	227	227	255	227
Filled (12/31, Current, or Recom)	186	185	192		
Funded				255	194

Library (06800)
General (100)
Request/Recommendation Sheet

Budget (Mid Year 2015)	14,350,336	14,350,336	14,350,336
-------------------------------	-------------------	-------------------	-------------------

Base (Changes from Mid-Year)	Requested	Recommended	Approved
Personal services adjustment. 192 positions requested in Base Target, 14 positions in Base+ (three Library, two Library Specialist, four Library Tech, one Custodian, three Security Guards to be hired in 4Q FY15). Salaries increase from \$7.5M to \$7.9M.			
A. Benefits increase from \$3M to \$4.5M, partly due to increase in part-time insurance. Total requested 206. [Recommendation is for the 192 Base Target positions, but not fund the Base+ positions. Not funding part-time insurance \$528K because it's not required.Total funded 192.]	1,830,310	849,177	849,177
B. Operational adjustments. Decrease in Transfer to CIP \$250K for one time cost (Decatur Library Parking deck repair) and smaller adjustments in operations. [Recommended as is and increased library materials by \$56K.]	(236,337)	(179,483)	(179,483)
Base (Total)	15,944,309	15,020,030	15,020,030

Program Modifications	Requested	Recommended	Approved
A. Increase library materials. [Not recommended at this time.]	900,000	Not recommended at this time.	Not recommended at this time.
B. Fund existing Payroll personnel technician. [Not recommended at this time.]	36,642	Not recommended at this time.	Not recommended at this time.
C. Fund existing 29 positions (five Library Specialist, one Library Tech, 23 Library Tech Sr. [Not recommended at this time.]	729,117	Not recommended at this time.	Not recommended at this time.
D. Fund existing two positions (one Librarian Administrative and one Library Tech). [Not recommended at this time.]	89,081	Not recommended at this time.	Not recommended at this time.
E. Fund existing Departmental Microsystems Specialist. [Not recommended at this time.]	56,854	Not recommended at this time.	Not recommended at this time.
F. Fund existing eight positions (one Courier-Pos#11306, one Security Guard-Pos#11164, and six part-time Custodian Sr); Cost Center 06860; starting 4/1/16. [Recommended as is; Fund two vacant full-time positions- Courier & Security Guard and six part-time Custodians. Create three part-time Custodian Senior positions.]	180,156	180,156	180,156

Library (06800) General (100) Request/Recommendation Sheet
--

G.	Customer Service training for forty (40) library staff. [Not recommended at this time.]	14,400	Not recommended at this time.	Not recommended at this time.
H.	Increase in DeKalb County library contribution from the County. [Not recommended at this time.]	220,000	Not recommended at this time.	Not recommended at this time.
I.	Fund existing 14 positions (seven Library Specialist Sr, one Library Branch Supv, two Librarians, four Librarian Sr). [Not recommended at this time.]	607,786	Not recommended at this time.	Not recommended at this time.
Program Modifications (Total)		2,834,036	180,156	180,156
Total Budget (2016)		18,778,345	15,200,186	15,200,186

Magistrate Court (04800)**General Fund (100)**

History Sheet

Departmental Description

The Magistrate Court of DeKalb County, under the direction of the Chief Magistrate Judge presides over the application for, and issuance of arrest and search warrants. Judges in the Criminal Division set bonds for defendants charged with misdemeanors and certain felony offenses. The Criminal Division is open to serve the public 16 hours per day for seven days per week and is also available to receive and review warrant applications from county, city and other public law enforcement agencies 24 hours per day, seven days per week. The Court hears civil cases (\$15,000 or less).

Common Object Expenditures	FY13 Act	FY14 Act	FY15 Bdgt	FY16 Req	FY16 App
51 - Personal Srvc	2,451,832	2,635,374	2,923,477	2,714,826	3,105,146
52 - Purch/Contr	75,333	92,091	165,950	514,234	214,184
53 - Supplies	37,960	43,789	55,650	56,200	56,200
54 - Capital Outlays	4,652	2,467	-	19,060	12,940
55 - Interfund/Interdept	20,138	12,704	-	-	-
57 - Other Costs	2,000	2,335	13,000	13,000	13,000
Total (\$)	2,591,915	2,788,759	3,158,077	3,317,320	3,401,470

Cost Center Level Expenditures	FY13 Act	FY14 Act	FY15 Bdgt	FY16 Req	FY16 App
Magistrate Court (04810)	2,591,915	2,788,759	3,158,077	3,317,320	3,401,470
Total (\$)	2,591,915	2,788,759	3,158,077	3,317,320	3,401,470

Change		7.6%	13.2%	5.0%	7.7%
--------	--	------	-------	------	------

Positions	FY13 Act	FY14 Act	FY15 Bdgt	FY16 Req	FY16 App
Authorized (FT)	16	16	16	17	17
Filled (12/31, Current, or Recom)	14	13	14		
Funded				15	15

Magistrate Court (04800)
General (100)
Request/Recommendation Sheet

Budget (Mid Year 2015)	3,158,077	3,158,077	3,158,077
-------------------------------	-----------	-----------	-----------

Base (Changes from Mid-Year)	Requested	Recommended	Approved
-------------------------------------	------------------	--------------------	-----------------

A.	Personal services adjustment. 14 positions requested in Base Target. No positions in Base+. Salaries increase from \$857K to \$917K. Expected salary increase of \$34K effective 1/2016 following increase in supplement for Superior Court Judges. Part-time salaries increase from \$1.2M to \$1.3M. Overtime increase from \$38K to \$55K. Benefits decrease from \$766K to \$384K because part-time judges were not included in pension and insurance calculation. Total requested 14. [Recommended as is, with an increase of pension (\$203K) and insurance (\$187K). Total funded 14.]	(268,971)	121,349	121,349
----	---	-----------	---------	---------

B.	Operational adjustments. Operations increase from \$235K to \$343K. Maint & Repairs increase from \$56K to \$140K to cover repairs for newly renovated Camp Circle Office. [Recommended with \$50K reduction in Maint & Repairs.]	108,894	58,844	58,844
----	---	---------	--------	--------

Base (Total)	2,998,000	3,338,270	3,338,270
---------------------	------------------	------------------	------------------

Program Modifications	Requested	Recommended	Approved
------------------------------	------------------	--------------------	-----------------

A.	CAPITAL: Case management system for Pre-Trial Services to integrate with other courts - Superior, State, & Magistrate and the Solicitor General. Requested in Information Technology's budget as a program modification - Mod B. Also requested in Information Technology's budget. [See General Fund, Non-Departmental.]	256,120	See General Fund, Non-Departmental.	See General Fund, Non-Departmental.
----	---	---------	-------------------------------------	-------------------------------------

B.	Fund new position - Executive Director for Diversion Program. Required by federal/state grantors, including the Criminal Justice Coordinating Council mandate for the Diversion Treatment Court program. [Recommended as is. Total funded 1.]	63,200	63,200	63,200
----	---	--------	--------	--------

Program Modifications (Total)	319,320	63,200	63,200
--------------------------------------	----------------	---------------	---------------

Total Budget (2016)	3,317,320	3,401,470	3,401,470
----------------------------	------------------	------------------	------------------

Medical Examiner (04300)**General (100)**

History Sheet

Departmental Description

The Medical Examiner performs investigations into deaths that are required by law to be reported to the DeKalb County Medical Examiner and which fall under the jurisdiction of the Georgia Death Investigation Act.

<u>Common Object Expenditures</u>	<u>FY13 Act</u>	<u>FY14 Act</u>	<u>FY15 Bdgt</u>	<u>FY16 Req</u>	<u>FY16 App</u>
51 - Personal Srvc	1,266,758	1,298,659	1,293,231	1,353,202	1,271,903
52 - Purchased/Contr	864,530	892,745	904,104	950,915	955,915
53 - Supplies	85,151	103,752	115,405	132,416	127,416
54 - Capital Outlays	-	14,378	-	484,797	28,300
55 - Interfund/Interdept	62,224	65,497	142,849	100,355	125,355
Total (\$)	2,278,663	2,375,031	2,455,589	3,021,685	2,508,889

<u>Cost Center Level Expenditures</u>	<u>FY13 Act</u>	<u>FY14 Act</u>	<u>FY15 Bdgt</u>	<u>FY16 Req</u>	<u>FY16 App</u>
Medical Examiner (04310)	2,278,663	2,375,031	2,455,589	3,021,685	2,508,889
Total (\$)	2,278,663	2,375,031	2,455,589	3,021,685	2,508,889
Change		4.2%	3.4%	23.1%	2.2%

<u>Positions</u>	<u>FY13 Act</u>	<u>FY14 Act</u>	<u>FY15 Bdgt</u>	<u>FY16 Req</u>	<u>FY16 App</u>
Authorized (FT)	20	20	20	20	20
Filled (12/31, Current, or Recom)	16	17	16		
Funded				17	16

Medical Examiner (04300)
General (100)
Request/Recommendation Sheet

Budget (Mid Year 2015)	2,455,589	2,455,589	2,455,589
-------------------------------	------------------	------------------	------------------

Base (Changes from Mid-Year)	Requested	Recommended	Approved
Personal services adjustment. 16 positions requested in Base Target. No positions in Base+. Leave payout of \$29K requested in Base+. Salaries decrease from \$919K to \$896K. Benefits increase from \$372K to \$404K. [Recommendation is for the 16 Base Target positions, but not fund the Base+ leave payout. Total funded 16.]	8,147	(21,328)	(21,328)
A.			
Operational adjustments. Increase in Other Prof. services from \$0 to \$40K for toxicology testing. Decrease in vehicle replacement from \$142K to \$100K. Increase in Electric from \$38K to \$52K. [Recommended as is. Increased vehicle replacement by \$25K.]	21,328	46,328	46,328
B.			
Base (Total)	2,485,064	2,480,589	2,480,589

Program Modifications	Requested	Recommended	Approved
Fund existing Forensic Investigator position, starting May, 2016. [Not recommended at this time.]	51,824	Not recommended at this time.	Not recommended at this time.
A.			
CAPITAL: Case Management system. The Laboratory Information Management System (LIMS) will enhance evidence tracking, analytical reporting and other tasks. [Not recommended at this time.]	224,497	Not recommended at this time.	Not recommended at this time.
B.			
CAPITAL: Gated Security Fence; recommended by the accreditation agency. [See General Fund, Non-departmental.]	130,000	See General Fund Non-Departmental.	See General Fund Non-Departmental.
C.			
Generator and installation; in the event of inclement weather, natural disaster, the generator will reduce bio-hazard situations. [Not recommended at this time.]	102,000	Not recommended at this time.	Not recommended at this time.
D.			
Replacement of tissue processing equipment. The Embedding console in the histology lab is 19 years old and almost non-functional. The lab can shut down, if not replaced. [Recommended as is.]	23,000	23,000	23,000
E.			
Conference room upgrade of audio visual equipment. [Recommended as is.]	5,300	5,300	5,300
F.			
Program Modifications (Total)	536,621	28,300	28,300

Total Budget (2016)	3,021,685	2,508,889	2,508,889
----------------------------	------------------	------------------	------------------

Non-Departmental (09100)**Designated Fund (271)**

History Sheet

Departmental Description

The Non-Departmental departments in the Tax Funds are the entities where budgets and expenditures for the following activities are recorded: unemployment compensation, various insurance programs, stormwater fees, and interfund charges. Beginning with FY2016, Designated Fund debt service obligations are accounted for in a separate department.

Common Object Expenditures	FY13 Act	FY14 Act	FY15 Bdgt	FY16 Req	FY16 App
51 - Personal Svc	35,750	24,612	24,613	24,613	24,613
52 - Purch/Contr	8,875	240,722	-	-	103,180
55 - Interfund/Interdept	4,602,576	5,661,735	3,826,520	3,826,520	4,263,644
57 - Other Costs	2,257,636	2,139,387	2,317,282	158,000	54,820
61 - Other Financing Uses	-	-	35,000	-	4,724,894
70 - Retirement Services	113,861	233,795	233,795	233,795	233,795
Total (\$)	7,018,697	8,300,251	6,437,210	4,242,928	9,404,946

Cost Center Level Expenditures	FY13 Act	FY14 Act	FY15 Bdgt	FY16 Req	FY16 App
Designated (09120)	7,018,697	8,300,251	6,437,210	4,242,928	9,404,946
Total (\$)	7,018,697	8,300,251	6,437,210	4,242,928	9,404,946
Change		18.3%	-22.4%	-34.1%	46.1%

Positions	FY13 Act	FY14 Act	FY15 Bdgt	FY16 Req	FY16 App
Authorized (FT)	NA	NA	NA	NA	NA
Filled (12/31 or Current)	NA	NA	NA		
Funded				NA	NA

Non-Departmental (09100)
Designated Fund (271)
Request/Recommendation Sheet

Note: For clarity, non departmental is shown differently than traditional budgets.

Items	FY15 Budget	FY 2016 Rec	FY16 Approved
A. General Fund Administrative Charge	3,652,816	4,089,940	4,089,940
B. Retirement Benefits	233,795	233,795	233,795
C. Stormwater Fees	150,000	150,000	150,000
D. Public Safety & Judicial Authority Debt (Refi)	Refinanced in FY15.	Moved to Debt Department. Value \$102,089	Moved to Debt Department. Value \$102,089
E. Non-Immunity Judgements	98,451	98,451	98,451
F. Risk Management Charges	75,253	75,253	75,253
G. Unemployment Compensation	24,613	24,613	24,613
H. Miscellaneous	-	8,000	8,000
I. Pensioners Insurance	2,160,000	Now in department calculations.	Now in department calculations.
K. Homestead Searches	7,282	Program Completed.	Program Completed.
Sub-Total Non-Capital	6,402,210	4,680,052	4,680,052

Capital Contributions	FY15 Budget	FY 2016 Rec	FY16 Approved
A. Capital Project (Budget Software)	35,000	One-time costs.	
B. Transport - Sidewalk at Glenwood Rd	NA	1,800,000	1,800,000
C. Transport - Road Improvement at Rockbridge Rd	NA	300,000	300,000
D. Transport - South River Trail Phase V	NA	150,000	150,000
E. Transport - Sidewalk at S. Stone Mountain Lithonia	NA	500,000	500,000
F. Parks Deferred Maintenance	NA	824,894	824,894
G. Various Sidewalks	NA	450,000	450,000
H. Ellenwood Park (Phase 1)	NA	400,000	400,000
I. Lou Walker (Phase 1)	NA	100,000	100,000
J. Project Management	NA	200,000	200,000
Sub Total - Capital Only	35,000	4,724,894	4,724,894

Grand Total	6,437,210	9,404,946	9,404,946
--------------------	------------------	------------------	------------------

Non-Departmental (09100)**Fire Fund (270)**

History Sheet

Departmental Description

The Non-Departmental departments in the Tax Funds are the entities where budgets and expenditures for the following activities are recorded: unemployment compensation, various insurance programs, stormwater fees, and interfund charges. Beginning with FY2016, Fire Fund debt service obligations are accounted for in a separate department.

Common Object Expenditures	FY13 Act	FY14 Act	FY15 Bdgt	FY16 Req	FY16 App
51 - Personal Srvc	71,192	44,664	44,663	44,663	44,663
52 - Purchased/Contr	-	2,034,998	-	-	-
55 - Interfund/Interdept	3,134,021	5,430,377	5,776,272	5,776,272	6,434,587
57 - Other Costs	1,288,857	1,201,665	1,330,641	22,000	122,000
61 - Other Financing Uses	-	-	15,000	-	97,774
Retirement Services	137,094	137,094	137,094	137,094	137,094
Total (\$)	4,631,164	8,848,798	7,303,670	5,980,029	6,836,118

Cost Center Level Expenditures	FY13 Act	FY14 Act	FY15 Bdgt	FY16 Req	FY16 App
Fire (09115)	4,631,164	8,848,798	7,303,670	5,980,029	6,836,118
Total (\$)	4,631,164	8,848,798	7,303,670	5,980,029	6,836,118
Change		91.1%	-17.5%	-18.1%	-6.4%

Positions	FY13 Act	FY14 Act	FY15 Bdgt	FY16 Req	FY16 App
Authorized (FT)	NA	NA	NA	NA	NA
Filled (12/31 or Current)	NA	NA	NA		
Funded				NA	NA

Non-Departmental (09100)
Fire Fund (270)
Request/Recommendation Sheet

Note: For clarity, non departmental is shown differently than traditional budgets.

Items	FY15 Budget	FY 2016 Rec	FY15 Approved
A. General Fund Administrative Charge	5,501,197	6,159,512	6,159,512
B. Non-Immunity Judgements	178,650	178,650	178,650
C. Retirement Benefits	137,094	137,094	137,094
D. Encumbrance Reserve	Used only at start of year.	100,000	100,000
E. Risk Management Charges	96,425	96,425	96,425
F. Unemployment Compensation	44,663	44,663	44,663
G. Stormwater Fees	11,000	12,000	12,000
H. Miscellaneous		10,000	10,000
I. Homestead Searches	44,641	-	-
J. Public Safety & Judicial Authority Debt (Refi)	No payment in FY15.	\$912,464 in debt service. Now in department calculations.	\$912,464 in debt service. Now in department calculations.
K. Pensioners Insurance	1,275,000		
N Capital Project (Budget Software)	15,000	One-time cost.	One-time cost.
O. CAPITAL: Hansen/Project Dox Year 2 Funding	NA	97,774	97,774
Items (Total)	7,303,670	6,836,118	6,836,118

Non-Departmental (09100)**General Fund (100)**

History Sheet

Departmental Description

The Non-Departmental departments in the Tax Funds are the entities where budgets and expenditures for the following activities are recorded: unemployment compensation, various insurance programs, contingency, obligations to the Atlanta Regional Commission, interfund charges, and special accounts for studies and projects that are applicable to the County as a whole. Beginning with FY2016, General Fund debt service obligations are accounted for in a separate department.

Common Object Expenditures	FY13 Act	FY14 Act	FY15 Bdgt	FY16 Req	FY16 App
51 - Personal Srvc	473,889	1,329,156	346,460	192,063	192,063
52 - Purch/Contr	489,872	2,024,879	2,293,829	3,100,000	3,300,000
53 - Supplies	486,953	(3,185,719)	-	-	-
55 - Interfund/Interdept	1,005,224	(285,545)	1,138,165	1,138,165	1,138,165
57 - Other Costs	7,670,286	7,178,025	10,333,000	838,400	3,638,400
58 - Debt Service	1,988,503	635,169	2,753,873	-	-
61 - Other Financing Uses	-	-	440,000	2,550,000	16,419,506
70 - Retirement Services	472,765	456,498	456,498	456,498	456,498
Total (\$)	12,587,492	8,152,464	17,761,825	8,275,126	25,144,632

Cost Center Level Expenditures	FY13 Act	FY14 Act	FY15 Bdgt	FY16 Req	FY16 App
General (09110)	12,587,452	8,156,600	17,693,569	8,275,126	25,144,632
Other (09112)	40	(4,137)	68,256	-	-
Total (\$)	12,587,492	8,152,464	17,761,825	8,275,126	25,144,632
Change		-35.2%	117.9%	-53.4%	41.6%

Positions	FY13 Act	FY14 Act	FY15 Bdgt	FY16 Req	FY16 App
Authorized (FT)	1	1	1	1	1
Filled (12/31 or Current)	1	1	1		
Funded				-	-

Non-Departmental (09100)
General Fund (100)
Request/Recommendation Sheet

Note: For clarity, non departmental is shown differently than traditional budgets.

Items	FY15 Budget	FY 2016 Rec	FY16 Approved
A. Property Taxes on Liened Property	902,547	2,500,000	2,500,000
B. Estimated Grant Matches (to be moved as approved.)	-	2,400,000	2,400,000
C. Encumbrance Reserve (Will be spread after actual expenses hit.)	-	2,133,670	2,133,670
D. Sanitation Payback Year (Entire Amount.)	-	2,000,000	2,000,000
E. Non-Immunity Judgement	768,252	768,252	768,252
F. Atlanta Regional Commission	710,000	718,400	718,400
G. Capital Transfer Reserve	-	666,330	666,330
H. State/Federal Representation	400,000	500,000	500,000
I. Early Retirement	456,498	456,498	456,498
J. Risk Management Charges	369,913	369,913	369,913
K. Unemployment Compensation	192,063	192,063	192,063
L. Tax Allocation District Reserve (Now, only incremental amount shown annually.)	2,300,000	150,000	150,000
M. Stormwater Fees	92,000	120,000	120,000
N. Gas South/DeKalb Alliance	100,000	100,000	100,000
O. Mobile Mental Health Crisis Unit	-	100,000	100,000
P. Pre-Natal Services	-	100,000	100,000
Q. Pensioners Group Insurance	6,808,000	Now in FTE allocations in departments.	
R. COPS Bond Principal/Interest	1,938,925	Now in Debt Dept at \$1,953,263.	
S. Urban Redevelopment Agency Bond/Int	564,948	Now in Debt Dept at \$736,744	
T. Contingency	500,000	None proposed for FY16.	
U. Organizational Effectiveness Study	377,449	Study finished in FY15.	
V. Tax Anticipation Notes	250,000	Now in Debt Dept at \$250,000	
W. Capital Project (Budget Software)	240,000	One-time Contribution.	
X. Community Development (Micro Lending)	200,000	One-time Contribution.	
Y. Homestead Searches	187,673	Program finished in FY15.	
Z. Auditing Services	173,000	Now in Finance.	
AA Personnel Charges	154,397	None for FY16. Previous CEO in FY15.	
AB. Comp & Class	76,160	Study finished in FY15.	

Non-Departmental (09100)
General Fund (100)
Request/Recommendation Sheet

Sub Total - Non Capital	17,761,825	13,275,126	13,275,126
--------------------------------	-------------------	-------------------	-------------------

Capital Contributions	FY15 Budget	FY 2016 Rec	FY16 Approved
A. Clerk of Ct - Case Mgt System	NA	537,782	537,782
B. Facilities/Libraries - Tucker Rennovations	NA	350,000	350,000
C. IT - Website Redesign	NA	235,000	235,000
D. IT - Countywide PC Replacement	NA	1,000,000	1,000,000
E. IT/Solicitor - Case Management	NA	200,000	200,000
F. IT/Probate - Case Management	NA	560,604	560,604
G. IT/Magistrate - Case Management	NA	256,120	256,120
H. Medical Examiner - Security Fencing	NA	130,000	130,000
I. Sheriff - Fire Alarm System Upgrade	NA	100,000	100,000
J. Tobie Grant Intergenerational (Phase 1)	NA	900,000	900,000
K. Wade Walker Library (Phase 1)	NA	3,000,000	3,000,000
L. Library Books/Materials	NA	600,000	600,000
M. Lithonia Senior Center (Phased 1)	NA	4,000,000	4,000,000
Sub Total - Capital Only	-	11,869,506	11,869,506

Grand Total	17,761,825	25,144,632	25,144,632
--------------------	-------------------	-------------------	-------------------

Non-Departmental (09100)**Police Fund (274)**

History Sheet

Departmental Description

The Non-Departmental departments in the Tax Funds are the entities where budgets and expenditures for the following activities are recorded: unemployment compensation, various insurance programs, stormwater fees, and interfund charges. Beginning with FY2016, Police Fund debt service obligations are accounted for in a separate department.

Common Object Expenditures	FY13 Act	FY14 Act	FY15 Bdgt	FY16 Req	FY16 App
51 - Personal Srvc	124,157	-	-	-	-
52 - Purch/Contr	-	3,482,483	42,156	-	-
55 - Interfund/Interdept	10,160,194	11,717,881	10,584,114	10,584,114	11,801,448
57 - Other Costs	3,456,000	3,227,820	3,500,000	-	200,000
61 - Other Financing Uses	-	-	15,000	385,000	385,000
70 - Retirement Services	119,934	-	-	-	-
Total (\$)	13,860,285	18,428,184	14,141,270	10,969,114	12,386,448

Cost Center Level Expenditures	FY13 Act	FY14 Act	FY15 Bdgt	FY16 Req	FY16 App
Police (09140)	13,860,285	18,428,184	14,141,270	10,969,114	12,386,448
Total (\$)	13,860,285	18,428,184	14,141,270	10,969,114	12,386,448
Change		33.0%	-23.3%	-22.4%	-12.4%

Positions	FY13 Act	FY14 Act	FY15 Bdgt	FY16 Req	FY16 App
Authorized (FT)	NA	NA	NA	NA	NA
Filled (12/31 or Current)	NA	NA	NA		
Funded				NA	NA

Non-Departmental (09100)
Police Fund (274)
Request/Recommendation Sheet

Note: For clarity, non departmental is shown differently than traditional budgets.

Base (Changes from Mid-Year)	Requested	Recommended	Approved
A. General Fund Administrative Charge	10,172,630	11,389,964	11,389,964
B. Grant matches - Police Fund	NA	385,000	385,000
C. Non-Immunity Judgements	339,049	339,049	339,049
D. Encumbrance Reserve	Used at first of year.	200,000	200,000
E. Risk Management Charges	72,435	72,435	72,435
F. Homestead Searches	42,156	-	-
G. Pensioners Insurance (part of per FTE health insurance allocation in departments)	3,500,000	Now in departmental charges.	Now in departmental charges.
H. Public Safety & Judicial Authority Debt	Refinanced in FY15.	Moved to Debt Department @ \$1,534,436.	Moved to Debt Department @ \$1,534,436.
I. Capital Project (Budget Software)	15,000	One-time costs.	One-time costs.
Base (Total)	14,141,270	12,386,448	12,386,448

Non-Departmental (09100)
Unincorporated Fund (272)
 History Sheet

Departmental Description

The Non-Departmental departments in the Tax Funds are the entities where budgets and expenditures for the following activities are recorded: unemployment compensation, various insurance programs, and interfund charges.

Common Object Expenditures	FY13 Act	FY14 Act	FY15 Bdgt	FY16 Req	FY16 App
51 - Personal Srvc	11,275	7,740	7,742	7,743	7,743
55 - Interfund/Interdept	1,937,683	2,719,866	1,434,643	1,434,642	1,600,831
57 - Other Costs	440,999	411,979	445,000	-	-
61 - Other Financing Uses	-	-	15,000	-	913,580
70 - Retirement Services	17,380	17,379	17,379	17,379	17,379
Total (\$)	2,407,337	3,156,964	1,919,764	1,459,764	2,539,533

Cost Center Level Expenditures	FY13 Act	FY14 Act	FY15 Bdgt	FY16 Req	FY16 App
Unincorporated (09130)	2,407,337	3,156,964	1,919,764	1,459,764	2,539,533
Total (\$)	2,407,337	3,156,964	1,919,764	1,459,764	2,539,533
Change		31.1%	-39.2%	-24.0%	32.3%

Positions	FY13 Act	FY14 Act	FY15 Bdgt	FY16 Req	FY16 App
Authorized (FT)	NA	NA	NA	NA	NA
Filled (12/31 or Current)	NA	NA	NA		
Funded				NA	NA

Non-Departmental (09100)
Unincorporated Fund (272)
Request/Recommendation Sheet

Note: For clarity, non departmental is shown differently than traditional budgets.

Items	FY15 Budget	FY 2016 Rec	FY16 Approved
A. General Fund Administrative Charge	1,388,756	1,554,944	1,554,944
B. Non-Immunity Judgements	30,972	30,973	30,973
C. Retirement Benefits	17,379	17,379	17,379
D. Risk Management Charges	14,914	14,914	14,914
E. Unemployment Compensation	7,743	7,743	7,743
F. Pensioners Insurance	445,000	Now in department allocation.	Now in department allocation.
G. Miscellaneous	15,000	-	-
H. Transfer to General Fund - Cable Support	NA	543,315	543,315
I. CAPITAL: Year 2 Funding for Hansen/Project Dox	NA	370,265	370,265
Items (Total)	1,919,764	2,539,533	2,539,533

Parks (06100)
Designated Fund (271)
 History Sheet

Departmental Description

The Department works together with nationally recognized consultants, community, business and government leaders, as well as citizens of DeKalb County, to create signature parks and recreational facilities that will enhance the image of DeKalb County and its park system. The County has 114 parks consisting of approximately 6,770 acres of parkland and open space, 82 playgrounds, 2 golf courses, 77 tennis courts, 54 pavilions, 92 ball fields, 11 recreational facilities, and even more.

Common Object Expenditures	FY13 Act	FY14 Act	FY15 Bdgt	FY16 Req	FY16 App
51 - Personal Srvc	7,858,252	7,810,085	8,578,592	8,492,624	8,203,019
52 - Purch/Contr	1,534,584	1,483,895	1,340,809	1,984,096	1,855,572
53 - Supplies	780,068	683,362	394,763	603,869	510,369
54 - Capital Outlay	15,672	4,479	-	20,000	1,000
55 - Interfund/Interdept	(739,140)	699,365	1,526,699	1,713,733	1,713,733
57 - Other Costs	225,000	225,000	225,000	225,000	225,000
61 - Other Financing Uses	-	-	-	-	-
Total (\$)	9,674,436	10,906,186	12,065,863	13,039,322	12,508,693

Cost Center Level Expenditures	FY13 Act	FY14 Act	FY15 Bdgt	FY16 Req	FY16 App
Administration (06101)	973,119	818,482	1,271,189	1,400,738	1,378,273
Special Populations (06102)	12,021	41,624	5,054	11,176	11,176
Summer Programs (06103)	215,101	275,731	462,018	578,955	552,955
Recreation Divisions (06104)	485,128	519,310	570,503	589,196	589,196
Recreation Centers (06105)	2,107,417	1,929,048	2,151,116	1,902,096	1,902,096
Mystery Valley Golf Course (06110)	1,617	1,511	-	-	-
Sugar Creek Golf Course (06111)	8,905	8,318	-	-	-
Planning & Development (06113)	449,423	448,628	438,895	486,491	486,491
Aquatics (06114)	547,509	537,392	491,550	486,060	441,060
Division Administration (06115)	265,348	923,660	776,831	1,361,208	1,212,041
District I Service Center (06116)	980,821	1,105,773	1,318,561	1,431,949	1,305,414
District II Service Center (06117)	1,051,920	1,096,871	1,399,043	1,481,849	1,362,814
District III Service Center (06118)	1,273,949	1,612,405	1,916,124	1,877,724	1,758,689
Support Services (06119)	23,196	18,587	46,139	42,696	42,696
Horticulture & Forestry (06120)	13,442	18,790	36,679	23,418	23,418
Planning & Development (06121)	7,314	3,780	10,742	12,433	12,433
Natural Resource Mgmt (06126)	205,202	192,888	224,185	150,976	150,976
Marketing & Promotions (06128)	53,142	52,596	56,296	161,094	156,094
Cultural Affairs (06130)	471,142	480,227	270,895	410,334	491,942
Youth Athletics (06132)	284,480	584,551	262,880	373,235	373,235
Little Creek Horse Farm (06136)	244,241	236,015	357,163	257,694	257,694
Total (\$)	9,674,436	10,906,186	12,065,863	13,039,322	12,508,693

Change 12.7% 10.6% 8.1% 3.7%

Positions	FY13 Act	FY14 Act	FY15 Bdgt	FY16 Req	FY16 App
Authorized (FT)	148	136	131	134	133
Filled (12/31, Current, or Recom)	114	116	107		
Funded				113	109

Parks (06100)
Designated Fund (271)
 Request/Recommendation Sheet

Budget (Mid Year 2015)	12,065,863	12,065,863	12,065,863
-------------------------------	-------------------	-------------------	-------------------

Base (Changes from Mid-Year)	Requested	Recommended	Approved
-------------------------------------	------------------	--------------------	-----------------

A.	Personal services adjustment. 107 positions requested in Base Target. No positions in Base+. Salaries decrease from \$4.9M to \$4.4M. Due to less staff being on board on 8/22 than throughout FY15. Benefits increase from \$2.2M to \$2.3M. Overtime increase from \$21K to \$32K. Total requested 107. [Recommended as is. Total funded 107.]	(491,809)	(491,809)	(491,809)
----	--	-----------	-----------	-----------

B.	Operational adjustments. Operations increase from \$3.5M to \$4.5M. Grounds Maintenance increases by \$587K to cover eight maintenance contracts, Operating Supplies increase by \$83K to maintain nutrition and health of horses, and Maint & Repairs Materials increase by \$103K to cover repairs at horse farm, mulch, pine straw, and other minor repairs. [Recommended decrease of \$149K in Grounds Maintenance, \$68K in Maint & Repairs Materials, and minor reductions throughout.]	799,427	481,795	481,795
----	---	---------	---------	---------

B1.	\$225K for annual art contribution to Callanwolde Fine Arts Center, Spruill Center for the Arts, and Art Station, Inc (\$75K each).	225,000	225,000	225,000
-----	---	---------	---------	---------

B2.	Maximum reduction due to incorporation of Tucker would be \$1,412,441. Actual figure will be incorporated after IGAs are signed.	NA	To be figured after IGA is signed	To be figured after IGA is signed
-----	--	----	-----------------------------------	-----------------------------------

Base (Total)	12,598,481	12,280,849	12,280,849
---------------------	-------------------	-------------------	-------------------

Program Modifications	Requested	Recommended	Approved
------------------------------	------------------	--------------------	-----------------

A.	Fund existing position - Ground Service Technician, cc 06116 (District I Service Center). Position active from April - September. Mows, edges and trims lawn and grassy areas. Maintains grounds by picking up paper and trash. Performs job using required safety equipment. [Not recommended at this time.]	96,535	Not recommended at this time.	Not recommended at this time.
----	---	--------	-------------------------------	-------------------------------

Parks (06100)**Designated Fund (271)**

Request/Recommendation Sheet

B.	Fund existing position - Ground Service Technician (Temp) in cc 06118 (District III Service Center). Position active from April - September. Prepares and operates crew truck. Mows, edges and trims lawn and grassy areas. Maintains grounds by picking up paper and trash, plant & maintains flowerbeds, removes dead/diseased/damaged trees, etc. [Not recommended at this time.]	96,535	Not recommended at this time.	Not recommended at this time.
C.	Fund new position - Art Center Coordinator for Porter Sanford Performing Arts Center in cc 06130 (Cultural Affairs). Position includes scheduling and coordinating private rentals of center, administering rental contacts and collecting fees/payments. [Recommended as is.]	60,857	60,857	60,857
D.	Fund new position - Sports Program Coordinator to coordinate athletic/aquatic programs in cc 06132 (Youth Athletics). Position needed to manage day-to-day pool operations, train lifeguards, ensure chemical levels at pools, and hold certifications in (Aquatic Facility Operator, Certified Pool Operator, & Lifeguard Skill Instructor). During aquatic off season, individual will help manage programming activities at recreational centers. [Recommended as is.]	55,380	55,380	55,380
E.	Fund existing position - Crew Worker position to perform various functions in cc 06117 (District II Service Center) to include review work orders, delegate use of equipment, organize tools/equipment, participate in construction/maintenance of County building, etc. [Not recommended at this time.]	48,267	Not recommended at this time.	Not recommended at this time.
F.	Fund new position - Small Engine Mechanic to make major/minor repairs as necessary in cc 06117 (District II Service Center) . [Not recommended at this time.]	48,267	Not recommended at this time.	Not recommended at this time.
G.	Fund computer technology upgrade. Upgrade current computers. [Not recommended at this time.]	20,000	Not recommended at this time.	Not recommended at this time.

Parks (06100)
Designated Fund (271)
 Request/Recommendation Sheet

	Fund Porter Sanford operations for chauvet instruments-\$37K, lighting console-\$20K, stage floor/carpet-\$19K, chairs-\$9K,			
H.	accessories-\$3K, receptacles-\$2K, pipes/drapes-\$2K, TV monitor & laptop-\$2K, and misc. other 3K. [Recommended as is.]	15,000	96,608	96,608
I.	Fund International Food & Music Festival. [Recommended as is.]	NA	15,000	15,000
Program Modifications (Total)		440,841	227,845	227,845
Total Budget (2016)		13,039,322	12,508,694	12,508,694

Planning & Sustainability (05100)**Development Fund (201)**

History Sheet

Departmental Description

The Planning & Sustainability Department is responsible for coordinating the County's comprehensive planning, zoning, development services, business license, and code compliance activities with its various stakeholders, to preserve the County's natural and built environment. The Planning & Sustainability budget in the Development Fund includes Administration, Land Development, Structural Inspections, Permits & Zoning, and Environmental Plans Review & Inspection.

Common Object Expenditures	FY13 Act	FY14 Act	FY15 Bdgt	FY16 Req	FY16 App
51 - Personal Srvc	1,335,029	2,073,886	2,994,446	2,795,247	2,885,356
52 - Purch/Contr	191,571	209,438	438,074	1,076,899	1,226,899
53 - Supplies	16,747	29,070	64,627	164,274	164,274
54 - Capital Outlay	3,205	36,678	10,000	32,309	32,309
55 - Interfund/Interdept	1,083,283	2,014,842	824,622	1,053,994	946,026
57 - Other Costs	518,535	484,415	518,000	-	-
61 - Other Financing Uses	300,000	-	800,346	956,924	1,894,633
70 - Retirement Services	10,884	10,884	10,884	18,839	18,839
Total (\$)	3,459,255	4,859,214	5,660,999	6,098,486	7,168,336

Cost Center Level Expenditures	FY13 Act	FY14 Act	FY15 Bdgt	FY16 Req	FY16 App
Administration (05110)	2,062,688	2,612,145	2,564,431	2,961,199	4,031,049
Planning Administration (05115)	-	3,481	-	-	-
Land Development (05130)	4,417	457,520	694,652	768,906	768,906
Structural Inspections (05140)	885,676	988,811	1,171,467	1,397,435	1,397,435
Permits & Zoning (05150)	484,060	766,733	1,200,920	936,357	936,357
Env Plans Review & Inspect (05160)	22,414	30,524	29,529	34,589	34,589
Total (\$)	3,459,255	4,859,214	5,660,999	6,098,486	7,168,336

Change 40.5% 16.5% 7.7% 26.6%

Positions	FY13 Act	FY14 Act	FY15 Bdgt	FY16 Req	FY16 App
Authorized (FT)	26	39	41	42	43
Filled (12/31 or Current)	21	31	34		
Funded				38	39

Planning & Sustainability (05100)
Development Fund (201)
 Request/Recommendation Sheet

Budget (Mid Year 2015)	5,660,999	5,660,999	5,660,999
-------------------------------	------------------	------------------	------------------

Base (Changes from Mid-Year)	Requested	Recommended	Approved
-------------------------------------	------------------	--------------------	-----------------

<p>Personal services adjustment. 34 positions requested in Base Target. Three vacant positions (Building Development Administrator, Pos# 9942, Job Code 12190, Cost Center 05110; Plans Examiner Supervisor, Pos# 15316, Job Code 2263, Cost Center 05140; and Inspections Manager, Pos# 15316, Job Code 2256, Cost Center 05140) requested in Base+. Salaries decrease \$265K from \$2.1M to \$1.8M. Benefits decrease \$19K from \$874K to \$855K. Total requested 37. [Recommended as is.]</p>	(251,023)	(251,023)	(251,023)
---	-----------	-----------	-----------

<p>Operational adjustments. Purchased/Contracted Services increase \$639K from \$438K to \$1.1M; majority of increase due to increase in target level, increases in Base+ include \$50K for third-party inspection services contract and \$100K for lobby renovation. Supplies increase \$100K from \$65K to \$164K mostly due to \$59K increase in operating supplies. Facilities Management charge increases \$185K from \$0 to \$185K due to lobby renovation. Pensioners Group Insurance decreases \$518K from \$518K to \$0 due to reallocation of insurance costs. Other Financing Uses increase \$157K from \$800K to \$957K due to adjustments in target level. [Recommendation moves requests for Lobby Renovation Project and NOVA Engineering Contract to Program Modifications below, increases indirect costs to the General Fund by \$77K, and reduces Other Financing Uses \$810K to reflect actual amount owed to Sanitation Fund.]</p>	636,686	(431,063)	(431,063)
---	---------	-----------	-----------

Base (Total)	6,046,662	4,978,913	4,978,913
---------------------	------------------	------------------	------------------

Program Modifications	Requested	Recommended	Approved
------------------------------	------------------	--------------------	-----------------

<p>A. Fund new Engineering Review Officer III (Cost Center 5130, Job Code 2480, Grade 28, eight months funding). [Recommended as is.]</p>	51,824	51,824	51,824
---	--------	--------	--------

Planning & Sustainability (05100)**Development Fund (201)**

Request/Recommendation Sheet

B.	Lobby Renovation Project. Moved from operational adjustments above. Total request was for \$285K. [Not recommended based on discussions with Department.]	NA	Funding removed based on discussions with Department.	-
C.	Third-party inspection services. Moved from operational adjustments above. Total request was for \$50K. [Recommendation increased to \$300K based on discussions with department.]	NA	300,000	300,000
D.	Transfer of Special Projects Coordinator. Pos# 15440, Job Code 5854, transferred from Information Technology. [Recommended as is.]	NA	90,109	90,109
E.	CAPITAL: Hansen Project Contribution. [Recommended as is.]	NA	153,142	153,142
F.	CAPITAL: ProjectDox Contribution. [Recommended as is.]	NA	94,348	94,348
G.	CAPITAL: Hansen Technology Enhancements. [Recommended as is.]	NA	1,500,000	1,500,000
Program Modifications (Total)		51,824	2,189,423	2,189,423
Total Budget (2016)		6,098,486	7,168,336	7,168,336

Planning & Sustainability (05100)**Foreclosure Registry Fund (205)**

History Sheet

Departmental Description

The Planning & Sustainability Department is responsible for coordinating the County's comprehensive planning, zoning, development services, business license, and code compliance activities with its various stakeholders, to preserve the County's natural and built environment. The Planning & Sustainability budget in the Foreclosure Registry Fund includes the Foreclosure Registry and the Vacant Properties Registry.

Common Object Expenditures	FY13 Act	FY14 Act	FY15 Bdgt	FY16 Req	FY16 App
51 - Personal Srvc	289,365	368,173	381,601	450,734	450,734
52 - Purch/Contr	38,351	66,211	43,900	43,485	43,485
53 - Supplies	4,860	8,838	8,000	4,652	4,652
54 - Capital Outlay	(1,514)	1,000	3,500	5,000	5,000
55 - Interfund/Interdept	-	(1,248)	-	-	-
57 - Other Costs	50,255	-	-	-	-
Total (\$)	381,318	442,975	437,001	503,871	503,871

Cost Center Level Expenditures	FY13 Act	FY14 Act	FY15 Bdgt	FY16 Req	FY16 App
Foreclosure Registry (05146)	381,318	443,944	411,901	491,350	491,350
Vacant Property Registry (05147)	-	(969)	25,100	12,521	12,521
Total (\$)	381,318	442,975	437,001	503,871	503,871
Change		16.2%	-1.3%	15.3%	15.3%

Positions	FY13 Act	FY14 Act	FY15 Bdgt	FY16 Req	FY16 App
Authorized (FT)	6	10	9	9	9
Filled (12/31 or Current)	5	6	7		
Funded				7	7

Planning & Sustainability (05100)
Foreclosure Registry Fund (205)
 Request/Recommendation Sheet

Budget (Mid Year 2015)	437,001	437,001	437,001
-------------------------------	----------------	----------------	----------------

Base (Changes from Mid-Year)	Requested	Recommended	Approved
A. Personal services adjustment. Seven positions requested in Base Target. No positions requested in Base+. Salaries increase \$17k from \$279K to \$296K. Benefits increase \$52K from \$102K to \$155K. [Recommended as is.]	69,133	69,133	69,133
B. Operational adjustments. [Recommended as is.]	(2,263)	(2,263)	(2,263)
Base (Total)	503,871	503,871	503,871

Program Modifications	Requested	Recommended	Approved
A. No program mods requested.	NA	NA	NA
Program Modifications (Total)	-	-	-

Total Budget (2016)	503,871	503,871	503,871
----------------------------	----------------	----------------	----------------

Planning & Sustainability (05100)
General Fund (100)
Request/Recommendation Sheet

Budget (Mid Year 2015)	1,743,767	1,743,767	1,743,767
-------------------------------	------------------	------------------	------------------

Base (Changes from Mid-Year)	Requested	Recommended	Approved
-------------------------------------	------------------	--------------------	-----------------

<p>Personal services adjustment. 14 positions requested in Base Target. One Planner Senior position (Cost Center 5170, Position # 00564, Job Code 1960) requested in Base+. Housing Programs Manager position requested to be abolished to create two new positions: GIS Specialist II and Grant Research Specialist.</p> <p>A. Department reduced Workers Compensation by \$93K in Base+. Salaries remained flat at \$1.1M. Benefits increase \$47K from \$402K to \$449K. Total requested 16.[Recommendation removes funding for Planner Senior position requested in Base+. Request to abolish Housing Programs Manager position and create two new positions moved to B. under Program Modifications for consideration.]</p>	73,249	80,995	80,995
--	--------	--------	--------

<p>Operational adjustments. Other Professional Services increases \$573K from \$48K to \$621K, due to \$200K for Arabia Mountain Corridor Study, \$200K for Moreland Avenue/Conley Business Area Corridor Study, \$100K to assist with design standards for public art and gateways, and \$73K for various other studies and grant matches.</p> <p>B. [Recommendation moves funding for Arabia Mountain and Moreland Avenue/Conley Business Area Corridor Studies to program modifications below (C. and D.). Design standards for public art and gateways moved to Program Modification E. below.]</p>	542,786	5,040	5,040
---	---------	-------	-------

Base (Total)	2,359,802	1,829,802	1,829,802
---------------------	------------------	------------------	------------------

Program Modifications	Requested	Recommended	Approved
------------------------------	------------------	--------------------	-----------------

<p>A. Abolition of Housing Programs Manager position to create two new positions: GIS Specialist II and Grant Research Specialist. Requested in Base +. Change would be budget neutral. [Recommended as is.]</p>	NA	Recommended as is.	Approved as is.
--	----	--------------------	-----------------

Planning & Sustainability (05100)
General Fund (100)
Request/Recommendation Sheet

<p>Arabia Mountain Corridor Study. Requested in operational adjustments above. B. Total request \$230K. [No funding recommended at this time. Can be revisited at mid-year.]</p>	<p>NA</p>	<p>Not recommended at this time.</p>	<p>Not recommended at this time.</p>
<p>Moreland Avenue/Conley Business Area Corridor Study. Requested in operational adjustments above. Total request \$200K. [No funding recommended at this time. Can be revisited at mid-year.]</p>	<p>NA</p>	<p>Not recommended at this time.</p>	<p>Not recommended at this time.</p>
<p>Assist with design standards for public art and gateways based on use and location. Requested in operational adjustments above. D. Total request \$100K. [No funding recommended at this time. Can be revisited at mid-year.]</p>	<p>NA</p>	<p>Not recommended at this time.</p>	<p>Not recommended at this time.</p>
<p>Program Modifications (Total)</p>	<p>-</p>	<p>-</p>	<p>-</p>
<p>Total Budget (2016)</p>	<p>2,359,802</p>	<p>1,829,802</p>	<p>1,829,802</p>

Planning & Sustainability (05100)**Unincorporated Fund (272)**

History Sheet

Departmental Description

The Planning & Sustainability Department is responsible for coordinating the County's comprehensive planning, zoning, development services, business license, and code compliance activities with its various stakeholders, to preserve the County's natural and built environment. The Planning & Sustainability budget in the Unincorporated Fund includes Code Compliance, Zoning Analysis, and Business Licenses.

<u>Common Object Expenditures</u>	<u>FY13 Act</u>	<u>FY14 Act</u>	<u>FY15 Bdgt</u>	<u>FY16 Req</u>	<u>FY16 App</u>
51 - Personal Srvc	2,350,976	2,626,931	3,864,448	4,568,443	4,360,280
52 - Purch/Contr	90,228	142,267	456,685	1,511,971	511,971
53 - Supplies	32,242	45,033	87,165	189,805	183,805
54 - Capital Outlay	29,850	(11,633)	16,000	7,000	7,000
55 - Interfund/Interdept	180,028	527,157	796,994	553,854	394,405
57 - Other Costs	-	(17,963)	-	-	60,000
61 - Other Financing Uses	-	-	-	-	59,449
Total (\$)	2,683,324	3,311,792	5,221,292	6,831,073	5,576,910

<u>Cost Center Level Expenditures</u>	<u>FY13 Act</u>	<u>FY14 Act</u>	<u>FY15 Bdgt</u>	<u>FY16 Req</u>	<u>FY16 App</u>
Code Compliance (05145)	1,862,737	2,167,421	3,089,036	5,036,085	3,781,922
Foreclosure Registry (05146)	912	1,366	-	-	-
Zoning Analysis (05180)	819,674	1,143,001	1,364,369	1,205,672	1,205,672
Business License (05181)	-	6	767,887	589,316	589,316
Total (\$)	2,683,324	3,311,792	5,221,292	6,831,073	5,576,910
Change		23.4%	57.7%	30.8%	6.8%

<u>Positions</u>	<u>FY13 Act</u>	<u>FY14 Act</u>	<u>FY15 Bdgt</u>	<u>FY16 Req</u>	<u>FY16 App</u>
Authorized (FT)	46	54	72	80	83
Filled (12/31 or Current)	41	49	61		
Funded				72	67

Planning & Sustainability (05100)**Unincorporated Fund (272)**

Request/Recommendation Sheet

Budget (Mid Year 2015)	5,221,292	5,221,292	5,221,292
-------------------------------	------------------	------------------	------------------

Base (Changes from Mid-Year)	Requested	Recommended	Approved
-------------------------------------	------------------	--------------------	-----------------

Personal services adjustment. Sixty positions requested in Base Target, four Code Compliance Officer positions in Base+ A. (planned to be hired in 4Q FY15). Salaries increase \$18K from \$2.75M to \$2.77M. Benefits increase \$317K from \$1.1M to \$1.4M. Total requested 64. [Recommended as is.]	370,963	370,963	370,963
---	---------	---------	---------

B. Operational adjustments. Vehicle Maintenance Charge decreases \$503K from \$608K to \$105K offset by other smaller increases. [Recommended as is.]	(214,214)	(214,214)	(214,214)
---	-----------	-----------	-----------

Base (Total)	5,378,041	5,378,041	5,378,041
---------------------	------------------	------------------	------------------

Program Modifications	Requested	Recommended	Approved
------------------------------	------------------	--------------------	-----------------

A. Eight new positions for Code Compliance (Five Code Compliance Officers, Job Code 2375, Grade 23, eight months funding; one Code Compliance Supervisor, Job Code 2360, Grade 28, eight months funding; one Office Assistant Senior, Job Code 0060, Grade 19, eight months funding; and one Administrative Coordinator, Job Code 0540, Grade 25, eight months funding). Request also includes vehicles, uniforms, and computer equipment for new employees. [Recommend three additional Code Compliance officers.]	447,032	198,869	198,869
---	---------	---------	---------

B. Funding for demolitions or abatement of in rem properties, process servers, and testing and certifications. [Not recommended at this time.]	1,000,000	Not recommended at this time.	Not recommended at this time.
--	-----------	-------------------------------	-------------------------------

C. Uniforms for six new employees. [May use existing funds.]	6,000	May use existing funds.	May use existing funds.
--	-------	-------------------------	-------------------------

Program Modifications (Total)	1,453,032	198,869	198,869
--------------------------------------	------------------	----------------	----------------

Total Budget (2016)	6,831,073	5,576,910	5,576,910
----------------------------	------------------	------------------	------------------

Police (04600)**General (100)**

History Sheet

Departmental Description

The Police Department's mission is to protect the peaceful against the lawless, ensure justice, and safeguard lives and property, while serving with a commitment to the constitutional rights afforded to all people. The Police Department is budgeted in two funds (General - 100 and Police -274). The General Fund budget includes the Office of the Chief, Office of the Chief of Staff, administrative services, aerial support, communications, and the firing range. Historically, the General Fund budget also includes the Director of Public Safety as well as Animal Services and Homeland Security which report directly to the Director of Public Safety. Effective in 2015, Animal Services will be a standalone department.

<u>Common Object Expenditures</u>	<u>FY13 Act</u>	<u>FY14 Act</u>	<u>FY15 Bdgt</u>	<u>FY16 Req</u>	<u>FY16 App</u>
51 - Personal Srvc	2,976,445	2,668,885	2,917,484	3,952,827	2,442,558
52- Purch/Contr	5,967,845	5,838,301	7,754,790	7,980,116	5,806,867
53 - Supplies	503,138	1,169,797	702,388	1,076,048	867,381
54 - Capital Outlay	8,515	(9,592)	2,100	12,604	3,400
55 - Interfund/Interdept	(4,914,412)	(5,421,671)	(3,272,125)	(5,401,861)	232,177
57 - Other Costs	-	(17,621)	-	-	-
Total (\$)	4,541,531	4,228,099	8,104,637	7,619,734	9,352,383

<u>Cost Center Level Expenditures</u>	<u>FY13 Act</u>	<u>FY14 Act</u>	<u>FY15 Bdgt</u>	<u>FY16 Req</u>	<u>FY16 App</u>
Director's Office (04601)	142,087	221,416	250,056	341,107	341,107
Administrative Services (04602)	2,347,201	2,229,543	4,891,444	3,302,286	3,405,295
Communications (04604)	3,839,458	3,625,157	4,112,242	4,541,786	4,541,786
Crossing Guards (04607)	-	14	-	188	188
Firing Range (04609)	123,896	143,115	424,347	442,747	442,747
Animal Control (04616)	3,227,070	3,617,429	3,871,319	4,240,768	-
Uniform Division (04617)	-	-	-	613,018	613,018
Rescue Services (04630)	-	-	-	18	18
Interfund Support (04641)	(5,138,100)	(5,607,804)	(5,444,771)	(5,870,408)	-
Assistant Director (04660)	(80)	(771)	-	-	-
Internal Affairs (04662)	-	-	-	8,224	8,224
Total (\$)	4,541,532	4,228,099	8,104,637	7,619,734	9,352,383

Change -6.9% 91.7% -6.0% 15.4%

<u>Positions</u>	<u>FY13 Act</u>	<u>FY14 Act</u>	<u>FY15 Bdgt</u>	<u>FY16 Req</u>	<u>FY16 App</u>
Authorized (FT)	69	63	63	64	26
Filled (12/31, Current, or Recom)	49	47	43		
Funded				48	23

Police (04600)
General (100)
 Request/Recommendation Sheet

Budget (Mid Year 2015)	8,104,637	8,104,637	8,104,637
-------------------------------	------------------	------------------	------------------

Base (Changes from Mid-Year)	Requested	Recommended	Approved
-------------------------------------	------------------	--------------------	-----------------

<p>Personal services adjustment. 43 positions requested in Base Target. Three positions requested in Base+ (two vacant positions in Police-General Fund [Custodian Supervisor, Pos# 03015, Cost Center 4602; Payroll Personnel Tech Sr., Pos# 00134, Cost Center 4602], one position [Admin Coordinator, Pos# 01106, Cost Center 4601] transferred from Police-Police Fund). Salaries remain flat at \$2.0M. Benefits increase \$287K from \$759K to \$1.0M. Workers Compensation increases \$529K from \$117K to \$646K. [Recommended as is.]</p>	867,017	867,017	867,017
--	---------	---------	---------

<p>Operational adjustments. Purchased/Contracted Services increase \$224K from \$7.8M to \$8.0M and supplies increase \$374K increase from \$702K to \$1.1M. [Recommended as is.]</p>	595,386	595,386	595,386
--	---------	---------	---------

<p>Interfund/Interdepartmental. Interfund/Interdepartmental Charges decrease \$2.1M from -\$3.3M to -\$5.4M mostly due to a \$1.7M decrease in Vehicle Replacement Charges. [Recommendation is to remove interfund charges from Police - General Fund budget and reprogram as transfer to General Fund revenue account.]</p>	(2,129,736)	3,740,672	3,740,672
---	-------------	-----------	-----------

Base (Total)	7,437,304	13,307,712	13,307,712
---------------------	------------------	-------------------	-------------------

Program Modifications	Requested	Recommended	Approved
------------------------------	------------------	--------------------	-----------------

<p>A. Adobe Master Suite (Software used to design, develop, and update forms used by the department.) [Recommended as is.]</p>	3,400	3,400	3,400
--	-------	-------	-------

<p>B. Additional Animal Control Personnel (Funding of five existing Animal Control Officer positions to address staffing shortage and reduce use of overtime.) [Recommended to be considered as part of the Animal Services budget.]</p>	168,326	Considered as part of Animal Services budget.	-
--	---------	---	---

Police (04600)**General (100)**

Request/Recommendation Sheet

C.	Vehicle Laptops (Funding to equip all Animal Control Field Operations vehicles with laptops to allow onsite data entry. Total of three laptops.) [Recommended to be considered as part of the Animal Services budget.]	10,704	Considered as part of Animal Services budget.	-
D.	Transfer funding for Animal Services (cost center 04616) to create a department of Animal Services. Transfer of 38 authorized and 23 filled positions. [Recommended as is.]	NA	(4,061,738)	(4,061,738)
E.	Pay raise adjustments. \$103,009 to fund pay raises beginning in May.	NA	NA	103,009
Program Modifications (Total)		182,430	(4,058,338)	(3,955,329)
Total Budget (2016)		7,619,734	9,249,374	9,352,383

Police (04600)
Police Fund (274)
 History Sheet

Departmental Description

The Police Department's mission is to protect the peaceful against the lawless, ensure justice, and safeguard lives and property, while serving with a commitment to the constitutional rights afforded to all people. The Police Department is budgeted in two funds (General - 100 and Police -274). The Police Fund budget includes the Uniform Division, the Special Services Division, and the Criminal Investigations Division.

Common Object Expenditures	FY13 Act	FY14 Act	FY15 Bdgt	FY16 Req	FY16 App
51 - Personal Srvc	73,743,574	73,826,491	72,331,511	76,992,765	74,968,303
52 - Purch/Contr	1,022,600	812,339	1,929,176	2,130,592	1,849,692
53 - Supplies	1,216,918	3,186,296	4,135,025	6,755,956	3,511,859
54 - Capital Outlay	20,960	48,842	28,484	2,726,929	126,921
55 - Interfund/Interdept	13,549,759	15,060,575	18,483,156	18,486,889	16,614,316
57 - Other Costs	11,589	-	384,500	326,825	326,825
61 - Other Financing Uses	209,270	429,163	500	-	1,717,636
Total (\$)	89,774,669	93,363,706	97,292,352	107,419,956	99,115,552

Cost Center Level Expenditures	FY13 Act	FY14 Act	FY15 Bdgt	FY16 Req	FY16 App
Records (04655)	1,379,726	1,512,315	1,750,937	1,671,330	1,671,330
Assistant Director (04660)	1,225,614	2,181,401	2,920,166	2,944,027	2,888,203
Service Support (04661)	726,263	1,154,901	2,417,982	3,176,499	2,040,819
Internal Affairs (04662)	1,093,757	822,627	997,040	1,044,185	1,044,185
Criminal Investigation (04663)	14,493,660	11,267,020	12,541,704	12,312,524	11,985,646
Special Operations Division (04664)	8,704,032	9,551,769	11,134,543	10,775,356	10,733,956
Training (04665)	1,763,705	2,479,591	2,631,129	4,937,502	3,157,502
Uniform Division (04667)	51,721,772	53,710,053	52,213,679	58,805,699	53,676,987
Precincts (04668)	209,799	99,315	133,021	121,205	121,205
Intelligence/Permits (04669)	1,611,973	2,797,504	1,004,459	1,232,120	1,232,120
Recruiting & Background (04676)	670,115	853,017	887,735	940,030	940,030
Homeland Security (04677)	809,255	820,125	1,044,061	1,024,180	1,024,180
Intelligence-Led Policing (04679)	-	-	2,042,527	1,923,452	1,923,452
Crime Scene Investigation (04681)	591,034	832,658	885,618	1,470,130	1,467,087
Interfund Support (04693)	4,773,964	5,281,411	4,687,751	5,041,717	5,208,850
Total (\$)	89,774,669	93,363,706	97,292,352	107,419,956	99,115,552

Change 4.0% 4.2% 10.4% 1.9%

Positions	FY13 Act	FY14 Act	FY15 Bdgt	FY16 Req	FY16 App
Authorized (FT)	1,227	1,232	1,232	1,231	1,231
Filled (12/31 or Current)	986	960	929		
Funded				1,006	928

Police (04600)
Police Fund (274)
 Request/Recommendation Sheet

Budget (Mid Year 2015)	97,292,352	97,292,352	97,292,352
-------------------------------	-------------------	-------------------	-------------------

Base (Changes from Mid-Year)	Requested	Recommended	Approved
Personal services adjustment. 929 positions requested in Base Target. Decrease of one position requested in Base+ (Admin Coordinator, Pos# 01106, Cost Center 4660 transferred to Police-General Fund). Salaries decrease \$774K from \$49.1 to \$48.3M.	1,022,723	1,022,723	1,022,723
A. Overtime increases \$175K from \$1.2M to \$1.4M. Benefits increase \$2.3M from \$20.6M to \$23.0M. Workers Compensation decreases \$692K from \$1.2M to \$594K. Total requested 928. [Recommended as is.]			
Operational adjustments. Supplies decrease \$623K from \$4.1M to \$3.5M mostly due to a reduction in Tools & Small Equipment. [Recommendation adds \$167K due to removing interfund transfers and reduces fuel charges by \$322K.]	(658,655)	(813,592)	(813,592)
B.			
Maximum reduction due to incorporation of Tucker would be \$12,196,133. Actual figure will be incorporated after IGAs are signed.	NA	To be figured after IGA is signed	
C.			
Base (Total)	97,656,420	97,501,483	97,501,483

Program Modifications	Requested	Recommended	Approved
Request to fill Public Information Officer position (Cost Center 4660, Job Code 3470, Grade 28) for eight months to field and respond to inquiries from the media. [Not recommended at this time.]	51,824	Not recommended at this time.	-
A.			
Media Monitoring Software Service for Public Information Office to monitor and track all media coverage involving Public Safety Director and DKPD personnel and provide information as needed. [No additional funding recommended at this time. May be pursued with existing funds if available.]	4,000	No additional funding recommended at this time. May be pursued with existing funds if available.	-
B.			
CAPITAL: Funding for new facility for Police Training Academy, property storage, and Special Operations. Estimated total cost \$8.9M. [Not recommended at this time.]	1,780,000	Not recommended at this time.	-
C.			

Police (04600)**Police Fund (274)**

Request/Recommendation Sheet

D.	CAPITAL: Funding for first year of a five-year project to construct a new East Precinct. Estimated five-year total \$2.13M. [Not recommended at this time.]	474,750	Not recommended at this time.	-
E.	CAPITAL: Renovations of Police Headquarters to install new workstations and repair worn or damaged carpets and walls. [Not recommended at this time.]	235,165	Not recommended at this time.	-
F.	GPS Tracker Device to allow detectives to track suspect vehicles. [No additional funding recommended at this time. May be pursued with existing funds if available.]	2,300	No additional funding recommended at this time. May be pursued with existing funds if available.	-
G.	Dry erase boards for Special Operations. [No additional funding recommended at this time. May be pursued with existing funds if available.]	5,000	No additional funding recommended at this time. May be pursued with existing funds if available.	-
H.	Communications headsets for motorcycle officers. [No additional funding recommended at this time. May be pursued with existing funds if available.]	7,600	No additional funding recommended at this time. May be pursued with existing funds if available.	-
I.	Pole-mounted surveillance camera system. [No additional funding recommended at this time. May be pursued with existing funds if available.]	8,250	No additional funding recommended at this time. May be pursued with existing funds if available.	-
J.	Installation of emergency lights and sirens on unmarked CID vehicles. [No additional funding recommended at this time. May be pursued with existing funds if available.]	15,163	No additional funding recommended at this time. May be pursued with existing funds if available.	-

Police (04600)**Police Fund (274)**

Request/Recommendation Sheet

K.	Replacements for two retiring police dogs in the K9 Unit. {No additional funding recommended at this time. May be pursued with existing funds if available.}	28,800	No additional funding recommended at this time. May be pursued with existing funds if available.	-
L.	SharePoint SmartForce software to improve information sharing to allow increased policing by decreasing administrative workload. {No additional funding recommended at this time. May be pursued with existing funds if available.}	31,000	No additional funding recommended at this time. May be pursued with existing funds if available.	-
M.	Oscor Green Spectrum Analyzer to detect illicit eavesdropping and conduct radio frequency emissions analysis. {No additional funding recommended at this time. May be pursued with existing funds if available.}	35,000	No additional funding recommended at this time. May be pursued with existing funds if available.	-
N.	Two Property & Evidence Technicians (Cost Center 4667, Job Code 3380, Grade 19) for eight months to collect, process and store all evidence maintained in the property room. {No additional funding recommended at this time. May be pursued with existing funds if available.}	68,031	No additional funding recommended at this time. May be pursued with existing funds if available.	-
O.	Two upgraded computers capable of running crime scene reproduction software. {No additional funding recommended at this time. May be pursued with existing funds if available.}	3,043	No additional funding recommended at this time. May be pursued with existing funds if available.	-
P.	Request to fill 75 police officer positions (Cost Center 4667, Job Code 3080, Grade 26) for eight months. [Not recommended at this time.]	3,929,296	Not recommended at this time.	-
Q.	Purchase of a mobile communication devices used in Police vehicles. [Not recommended at this time.]	948,634	Not recommended at this time.	-
R.	Body Cameras. Phase 2 of the body camera program implementation initiated in 2015.	1,000,000	Not recommended at this time.	-

Police (04600)
Police Fund (274)
 Request/Recommendation Sheet

	Funding for year three of a three year program, to provide take home vehicles for			
S.	sworn personnel. This will provide funding for 100 vehicles. [Not recommended at this time.]	1,135,680	Not recommended at this time.	-
T.	Pay raise adjustments. \$1.6M to fund pay raises beginning in May.	NA	NA	1,614,069
Program Modifications (Total)		9,763,536	-	1,614,069
Total Budget (2016)		107,419,956	97,501,483	99,115,552

Probate Court (04100)**General (100)**

History Sheet

Departmental Description

The Judge of the Probate Court is elected by popular vote for a term of four years. The Probate Court has jurisdiction of estates in Dekalb County, including the probate of wills, appointment of administrators, the granting of years supports, the appointment of guardians/conservators of both minor and incapacitated adults and hearing disputes in any of these areas. Further, the Probate Court's jurisdiction includes the holding of civil committment hearings to determine if a patient should remain involuntarily hospitalized. All marriage licenses and pistol licenses are issued and recorded in this office.

Common Object Expenditures	FY13 Act	FY14 Act	FY15 Bdgt	FY16 Req	FY16 App
51 - Personal Srvc	1,429,260	1,379,241	1,460,632	1,548,831	1,548,831
52 - Purch/Contr	69,108	76,277	123,061	159,364	154,028
53 - Supplies	19,539	23,570	30,000	27,450	27,450
54 - Capital Outlay	-	34,800	9,691	7,000	7,000
55 - Interfund/Interdept	-	-	-	-	-
57 - Other Costs	7,110	4,090	7,000	7,000	7,000
Total (\$)	1,525,017	1,517,978	1,630,384	1,749,645	1,744,309

Cost Center Level Expenditures	FY13 Act	FY14 Act	FY15 Bdgt	FY16 Req	FY16 App
Probate Court (04110)	1,525,017	1,517,978	1,630,384	1,749,645	1,744,309
Total (\$)	1,525,017	1,517,978	1,630,384	1,749,645	1,744,309
Change		-0.5%	7.4%	7.3%	7.0%

Positions	FY13 Act	FY14 Act	FY15 Bdgt	FY16 Req	FY16 App
Authorized (FT)	25	24	24	24	24
Filled (12/31, Current, or Recom)	21	21	24		
Funded				23	23

Probate Court (04100)
General (100)
 Request/Recommendation Sheet

Budget (Mid Year 2015)	1,630,384	1,630,384	1,630,384
-------------------------------	------------------	------------------	------------------

Base (Changes from Mid-Year)	Requested	Recommended	Approved
-------------------------------------	------------------	--------------------	-----------------

A.	Personal services adjustment. 23 positions requested in Base Target. No positions in Base+. Salaries remain flat. Benefits increase from \$419K to 531K. Adjust salary for two clerks for equity (\$3K), planned for 4Q FY15. Total requested 23. [Recommended as is. Total funded 23].	88,199	88,199	88,199
----	---	--------	--------	--------

B.	Operational adjustments. Operations decrease from \$170K to \$151K. Professional Services decrease from \$528K to \$510K due to duplication of expense in Legal Fees for Hearing Officer. [Recommended minor reductions.]	(18,938)	(24,274)	(24,274)
----	---	----------	----------	----------

Base (Total)	1,699,645	1,694,309	1,694,309
---------------------	------------------	------------------	------------------

Program Modifications	Requested	Recommended	Approved
------------------------------	------------------	--------------------	-----------------

A.	Expansion of Marriage/Pistol License waiting area to reduce overcrowding and to ensure comfort for physically challenged customers. [Recommended as is.]	50,000	50,000	50,000
----	--	--------	--------	--------

B.	CAPITAL: Odyssey Index and the associated implementation services to include license for Odyssey Case Manager (\$97,000), project management (\$136,000), data conversion (\$136,400), implementation services (\$132,000), and travel expense (\$59,204). Total is \$560,604. [See General Fund, Non-Departmental.]	Requested after budget submission.	See General Fund, Non-Departmental.	See General Fund, Non-Departmental.
----	--	------------------------------------	-------------------------------------	-------------------------------------

Program Modifications (Total)	50,000	50,000	50,000
--------------------------------------	---------------	---------------	---------------

Total Budget (2016)	1,749,645	1,744,309	1,744,309
----------------------------	------------------	------------------	------------------

Property Appraisal (02700)**General Fund (100)**

History Sheet

Departmental Description

The Board of Tax Assessors, a five-member, part-time body appointed by the Governing Authority, selects a Chief Appraiser to run the daily operations of the department and oversee the following activities: applying fair market value to all real, personal and public utility properties as of January 1 of each year; process all property tax returns; rule on all applications for exempt status; prepare and mail notices of assessment change to property owners; provide information to the Georgia Department of Revenue for approval.

Common Object Expenditures	FY13 Act	FY14 Act	FY15 Bdgt	FY16 Req	FY16 App
51 - Personal Srvc	3,735,159	3,845,743	4,167,816	4,763,925	4,693,524
52 - Purch/Contr	383,563	440,385	503,133	1,392,269	631,998
53 - Supplies	24,132	28,597	53,500	50,250	50,250
54 - Capital Outlays	26,954	66,522	-	35,000	-
55 - Interfund/Interdept	-	482	-	43,501	43,501
57 - Other Costs	-	-	-	-	-
61 - Other Financing Uses	-	-	-	-	-
Total (\$)	4,169,808	4,381,729	4,724,449	6,284,945	5,419,273

Cost Center Level Expenditures	FY13 Act	FY14 Act	FY15 Bdgt	FY16 Req	FY16 App
Property Appraisal (02710)	4,169,808	4,381,729	4,724,449	6,285,310	5,419,273
Total (\$)	4,169,808	4,381,729	4,724,449	6,285,310	5,419,273
Change		5.1%	7.8%	33.0%	14.7%

Positions	FY13 Act	FY14 Act	FY15 Bdgt	FY16 Req	FY16 App
Authorized (FT)	66	66	66	67	66
Filled (12/31 or Current)	64	65	63		
Funded				67	66

Property Appraisal (02700)
General Fund (100)
Request/Recommendation Sheet

Budget (Mid Year 2015)	4,724,449	4,724,449	4,724,449
-------------------------------	------------------	------------------	------------------

Base (Changes from Mid-Year)	Requested	Recommended	Approved
-------------------------------------	------------------	--------------------	-----------------

<p>Personal services adjustment. 63 positions requested in Base Target per the 8/22/15 payroll. Salaries increased from \$2.93M to \$2.98M. No additional positions were requested in Base+. Benefits increase from \$1.2M to \$1.5M. Total requested 63. An additional 3 positions that are to be filled in the 4th Quarter were requested as program mods. [Recommendation is for the 63 Base Target positions plus 3 program mod positions. Total funded 66.]</p>	300,467	525,708	525,708
--	---------	---------	---------

<p>Operational adjustments. The FY16 request is an increase of \$250,116 which include an increase of \$156K in Other Professional Services (\$100K for Tyler Technologies table modifications and \$10K for Other Professional Services to assist in training replacement employee), \$35K for Computer Equipment, and \$44K for Vehicle Maintenance which was omitted from the FY15 Budget. [Recommend all but \$35,000 for computers and reduce Other Professional Services by \$46,000].</p>	250,116	169,116	169,116
--	---------	---------	---------

Base (Total)	5,275,032	5,419,273	5,419,273
---------------------	------------------	------------------	------------------

Program Modifications	Requested	Recommended	Approved
------------------------------	------------------	--------------------	-----------------

<p>A. Assistant Chief Appraiser. (Position 1250, Grade AH, CC 02710). This position is scheduled to be hired before the end of FY15 and could have been requested in Base+.</p>	115,173	See Base above.	See Base above.
---	---------	-----------------	-----------------

<p>B. Property Quality Control Supervisor. (Position 1223, Grade 27, CC 02710). This position was filled in August 2015 and could have been requested in Base+. [Recommended in Base.]</p>	62,163	See Base above.	See Base above.
--	--------	-----------------	-----------------

<p>C. Computer-Assisted Mass Appraisal (CAMA) Modeler (Position: New, Grade 28, CC 02710, 5/1/2016). [Not recommended at this time.]</p>	77,735	Not recommended at this time.	Not recommended at this time.
--	--------	-------------------------------	-------------------------------

<p>D. Property Appraiser III. (1232, 23, 02710) This position is scheduled to be hired before the end of FY15 and could have been requested in Base+ [Recommended in Base.]</p>	40,571	See Base above.	See Base above.
---	--------	-----------------	-----------------

Property Appraisal (02700)
General Fund (100)
 Request/Recommendation Sheet

<p>CAPITAL. Imagery Project Phase II is the next phase in the three-part project to build an entire image database for DeKalb County which will assist in assuring property characteristics relied upon to determine values are as accurate as possible. [Not recommended at this time.]</p>	<p>714,271</p>	<p>Not recommended at this time. Phase I not approved as of November 2015.</p>	<p>Not recommended at this time. Phase I not approved as of November 2015.</p>
Program Modifications (Total)	1,009,913	-	-
Total Budget (2016)	6,284,945	5,419,273	5,419,273

Public Defender (04500)**General (100)**

History Sheet

Departmental Description

The Public Defender's Office makes provision of attorneys to persons charged in criminal cases. Services are provide to Superior Court, State Court, Juvenile Court, Magistrate Court, Recorder's Court, all Treatment Courts, all diversion programs, and all Appellate Courts.

<u>Common Object Expenditures</u>	<u>FY13 Act</u>	<u>FY14 Act</u>	<u>FY15 Bdgt</u>	<u>FY16 Req</u>	<u>FY16 App</u>
51 - Personal Srvc	6,637,102	7,144,297	7,784,070	8,263,369	8,069,481
52 - Purch/Contr	162,438	436,890	714,373	807,540	756,479
53 - Supplies	60,039	75,885	99,637	125,541	111,091
54 - Capital Outlays	7,300	11,154	9,109	32,652	11,550
55 - Interfund/Interdept	31,545	36,827	95,743	119,155	119,155
Total (\$)	6,898,424	7,705,054	8,702,932	9,348,257	9,067,756

<u>Cost Center Level Expenditures</u>	<u>FY13 Act</u>	<u>FY14 Act</u>	<u>FY15 Bdgt</u>	<u>FY16 Req</u>	<u>FY16 App</u>
Public Defender (04510)	6,898,424	7,705,054	8,702,932	9,348,257	9,067,756
Total (\$)	6,898,424	7,705,054	8,702,932	9,348,257	9,067,756
Change		11.7%	13.0%	7.4%	4.2%

<u>Positions</u>	<u>FY13 Act</u>	<u>FY14 Act</u>	<u>FY15 Bdgt</u>	<u>FY16 Req</u>	<u>FY16 App</u>
Authorized (FT)	75	79	82	84	85
Filled (12/31, Current, or Recom)	74	79	81		
Funded (Single-filled)			79	84	82
Funded (Double-filled)			2	-	-

Public Defender (04500)
General (100)
Request/Recommendation Sheet

Budget (Mid Year 2015)	8,702,932	8,702,932	8,702,932
-------------------------------	------------------	------------------	------------------

Base (Changes from Mid-Year)	Requested	Recommended	Approved
-------------------------------------	------------------	--------------------	-----------------

<p>Personal services adjustment. 79 positions requested in Base Target, three positions in Base+ (two Attorney III, and one Attorney IV planned to be hired in 4Q FY15) and supplements of \$441K. Salaries increase from \$7.7M to \$8.1M. Benefits increase from \$2.1M to \$2.4M. Total requested 82. [Recommendation is for the 79 Base Target positions, but not the Base + positions. Recommended supplements. Total funded 79.]</p>	325,104	42,053	42,053
--	---------	--------	--------

<p>Operational adjustments. Other Professional Services increase from \$32K to \$59K. Rent increase from \$513K to \$532K. Capital increase \$9K to \$31K to replace computers. Interfund increase from \$96K to \$119K. [Recommended decrease in funding for Computers \$19K, Other Professional Services \$20K, Training \$10K, and Telephone \$10K.]</p>	152,966	79,413	79,413
---	---------	--------	--------

Base (Total)	9,181,002	8,824,398	8,824,398
---------------------	------------------	------------------	------------------

Program Modifications	Requested	Recommended	Approved
------------------------------	------------------	--------------------	-----------------

<p>Fund new Attorney III position, to represent clients in the new Felony Mental Health Court, (funding requested for 10 months and includes operating cost of \$6,845). [Not recommended at this time.]</p>	95,006	Not recommended at this time.	Not recommended at this time.
--	--------	-------------------------------	-------------------------------

<p>Fund new Social Worker position (Cost Center 04510), for re-entry program; (funding requested for 10 months and includes operating cost of \$6,215). [Not recommended at this time.]</p>	72,249	Not recommended at this time.	Not recommended at this time.
---	--------	-------------------------------	-------------------------------

<p>Added by Analyst: Convert two double-filled positions to regular authorized positions: Attorney 1- Pos#07046 & 15221. Total Salaries & Benefits \$171,256. [Recommended as is and create two new positions.]</p>	Added by Analyst.	171,256	171,256
---	-------------------	---------	---------

<p>Added by Analyst: Increase in Salaries for Public Defender as required by law. (Salaries & Benefits \$11,781). [Recommended as is.]</p>	Added by Analyst.	11,781	11,781
--	-------------------	--------	--------

Public Defender (04500)
General (100)
 Request/Recommendation Sheet

Added by BOC 2/25/16: Fund Attorney III			
E. position to represent clients in the Felony Mental Health Court; starting 4/1/16.	NA	NA	60,321
Program Modifications (Total)	167,255	183,037	243,358
Total Budget (2016)	9,348,257	9,007,435	9,067,756

Public Works Director (05500)**General (100)**

History Sheet

Departmental Description

The Director's Office provides leadership and oversight to the 4 divisions of the departments: Fleet Management, Roads & Drainage, Sanitation, and Transportation. The Director's Office provides direct communication to the Administration and, when required, to the Board of Commissioners.

<u>Common Object Expenditures</u>	<u>FY13 Act</u>	<u>FY14 Act</u>	<u>FY15 Bdgt</u>	<u>FY16 Req</u>	<u>FY16 App</u>
51 - Personal Srvc	418,553	356,010	584,161	811,058	811,058
52 - Purch/Contr	1,844	8,201	20,180	119,961	19,680
53 - Supplies	57	92	2,000	12,184	6,500
54 - Capital Outlay	-	-	-	3,400	3,400
55 - Interfund/Interdept	(87,987)	2,216	(113,000)	4,000	4,000
Total (\$)	332,467	366,519	493,341	950,603	844,638

<u>Cost Center Level Expenditures</u>	<u>FY13 Act</u>	<u>FY14 Act</u>	<u>FY15 Bdgt</u>	<u>FY16 Req</u>	<u>FY16 App</u>
Cost Center (05510)	332,467	366,519	493,341	950,603	844,638
Total (\$)	332,467	366,519	493,341	950,603	844,638
Change		10.2%	34.6%	92.7%	71.2%

<u>Positions</u>	<u>FY13 Act</u>	<u>FY14 Act</u>	<u>FY15 Bdgt</u>	<u>FY16 Req</u>	<u>FY16 App</u>
Authorized (FT)	3	3	7	7	7
Filled (12/31 or Current)	3	2	5		
Funded				7	7

Public Works Director (05500)
General (100)
Request/Recommendation Sheet

Budget (Mid Year 2015)	493,341	493,341	493,341
-------------------------------	----------------	----------------	----------------

Base (Changes from Mid-Year)	Requested	Recommended	Approved
A. Personal services adjustment. Five positions requested in Base Target, Two positions in Base+ (Director Public Works & Deputy COO Infrastructure). Salaries increased from \$430K to \$592K. Benefits increased from \$154K to \$218. [Recommended as is.]	226,897	226,897	226,897
B. Operational adjustments. Overall operations increased from \$24K to \$130K to address budget target levels. [Not recommended at this time.]	105,965	Not recommended at this time	Not recommended at this time
B-1 Operating adjustment: Request address the historical interfund credit. Action will occur through indirect cost rate and will be reprogramed as a revenue [Recommended as is.]	115,000	115,000	115,000
B-2 Operating: Please see Program Mod 1 [Recommended as is]	See Program Mod 1	9,400	9,400
Base (Total)	941,203	844,638	844,638

Program Modifications	Requested	Recommended	Approved
A. Operating: Request for training, conferences, books/subscriptions, and computers [Recommended in Base+. Please see B-2]	9,400	See B-1	See B-1
Program Modifications (Total)	9,400	-	-

Total Budget (2016)	950,603	844,638	844,638
----------------------------	----------------	----------------	----------------

Purchasing (01400)**General (100)**

History Sheet

Departmental Description

Provide Centralized Procurement utilizing six (6) procurement methods: Competitive Sealed Bids, Competitive Sealed Proposals, Informal Purchases, Sole Source Purchases, Emergency Purchases, Cooperative Purchases, eet our Service Level Agreements (SLAs) with user departments, Maintain Supplier Data File, Conduct Public Bid Openings, Maintain Annual and Formal Contracts, Administer Countywide Oracle e-Procurement Training and Oversee LSBE Ordinance: Certifications and Compliance.

Common Object Expenditures	FY13 Act	FY14 Act	FY15 Bdgt	FY16 Req	FY16 App
51 - Personal Srvc	2,369,801	2,519,407	2,589,017	3,040,791	2,985,728
52 - Purch/Contr	108,464	133,918	397,647	398,256	225,912
53 - Supplies	89,372	44,185	35,450	22,536	21,024
54 - Capital Outlays	-	14,115	15,000	5,957	5,957
55 - Interfund/Interdept	7,453	108,139	9,720	-	-
57 - Other Costs	-	-	-	-	-
Total (\$)	2,575,090	2,819,764	3,046,834	3,467,540	3,238,621

Cost Center Level Expenditures	FY13 Act	FY14 Act	FY15 Bdgt	FY16 Req	FY16 App
General (01410)	685,764	912,110	734,799	1,189,653	1,017,279
Central Services (01430)	207,343	277,293	(192,014)	-	-
Contracts (01440)	558,671	466,260	-	-	-
Contract Compliance (01450)	418,556	319,366	406,648	9	-
Procurement (01460)	704,756	844,735	2,097,401	2,277,887	2,221,342
Total (\$)	2,575,090	2,819,764	3,046,834	3,467,549	3,238,621

Change		9.5%	8.1%	13.8%	6.3%
--------	--	------	------	-------	------

Positions	FY13 Act	FY14 Act	FY15 Bdgt	FY16 Req	FY16 App
Authorized (FT)	53	47	36	36	36
Filled (12/31, Current, or Recom)	42	34	30		
Funded				34	34

Purchasing (01400)
General (100)
Request/Recommendation Sheet

Budget (Mid Year 2015)	3,046,834	3,046,834	3,046,834
-------------------------------	------------------	------------------	------------------

Base (Changes from Mid-Year)	Requested	Recommended	Approved
-------------------------------------	------------------	--------------------	-----------------

A. Personal services adjustment. 30 positions requested in Base Target, four positions in Base+ (one Information Technology Manager in cc 01410 - pos #15435 & three Procurement Agents in cc 01460 - pos #15159, #15171, #15169). Positions hired in 4Q FY15. Salaries increase from \$1.8M to \$2M. Benefits increase from \$725K to \$913K. Total requested 34. [Recommended as is with adjustment in Workers Compensation because department increased Base amount. Total funded 34.]	451,774	392,726	392,726
---	---------	---------	---------

B. Operational adjustments. Operations decrease from \$458K to \$427K. Professional Services decrease from \$318K to \$288K. [Recommended decreasing Prof Services by \$138K based on spending trend and minor decreases in Contract Labor, Advertising, and Uniforms.]	(31,068)	(200,939)	(200,939)
---	----------	-----------	-----------

Base (Total)	3,467,540	3,238,621	3,238,621
---------------------	------------------	------------------	------------------

Program Modifications	Requested	Recommended	Approved
------------------------------	------------------	--------------------	-----------------

A. No program mods requested.	NA	NA	NA
-------------------------------	----	----	----

Program Modifications (Total)	-	-	-
--------------------------------------	----------	----------	----------

Total Budget (2016)	3,467,540	3,238,621	3,238,621
----------------------------	------------------	------------------	------------------

Recorders Court (04700)**Unincorporated (272)**

History Sheet

Departmental Description

Recorder's Court adjudicates citations for the violation of any state law misdemeanor or local ordinance violation. The court's jurisdiction includes all ordinance violations, traffic offenses, misdemeanor marijuana possession, shoplifting, and possession of alcohol by minors. The General Assembly passed legislaion (House Bills 300 and 301) to create the Traffic Division of State Court and to abolish Recorders Court, effective July 1, 2015.

<u>Common Object Expenditures</u>	<u>FY13 Act</u>	<u>FY14 Act</u>	<u>FY15 Bdgt</u>	<u>FY16 Req</u>	<u>FY16 App</u>
51 - Personal Srvc	2,296,575	2,179,538	358,211	-	-
52 - Purch/Contr	1,257,372	969,400	1,709,004	-	-
53 - Supplies	77,894	118,958	85,200	-	-
Total (\$)	3,631,841	3,267,896	2,152,415	-	-

<u>Cost Center Level Expenditures</u>	<u>FY13 Act</u>	<u>FY14 Act</u>	<u>FY15 Bdgt</u>	<u>FY16 Req</u>	<u>FY16 App</u>
Cost Center (04710)	3,631,841	3,267,896	2,152,415	-	-
Total (\$)	3,631,841	3,267,896	2,152,415	-	-
Change		-10.0%	-34.1%	-100.0%	-100.0%

<u>Positions</u>	<u>FY13 Act</u>	<u>FY14 Act</u>	<u>FY15 Bdgt</u>	<u>FY16 Req</u>	<u>FY16 App</u>
Authorized (FT)	53	53	6	-	-
Filled (12/31 or Current)	31	27	4	-	-
Funded				-	-

Recorders Court (04700)
Unincorporated (272)
 Request/Recommendation Sheet

Budget (Mid Year 2015) - - -

Base (Changes from Mid-Year)	Requested	Recommended	Approved
-------------------------------------	------------------	--------------------	-----------------

A. Personal services adjustment. Abolish six positions (one Chief Judge position - pos #04527; three Associate Judge positions - pos #07044, #11372, #9776; and two Record Technicians positions - pos #02063, #05454). [Recommended as is.]	Abolish six positions.	Abolish six positions.	Abolish six positions.
--	------------------------	------------------------	------------------------

B. Operational adjustments.	NA	NA	NA
-----------------------------	----	----	----

Base (Total) - - -

Program Modifications	Requested	Recommended	Approved
------------------------------	------------------	--------------------	-----------------

A. No program mods requested.	NA	NA	NA
-------------------------------	----	----	----

Program Modifications (Total) - - -

Total Budget (2016) - - -

Recreation (06200)**Recreation (207)**

History Sheet

Departmental Description

The Recreation Fund was established in 1975 to enable the County to provide recreational and cultural art programs to the public on a fee-for-service basis.

Common Object Expenditures	FY13 Act	FY14 Act	FY15 Bdgt	FY16 Req	FY16 App
51 - Personal Srvc	700,372	994,596	690,990	517,171	517,171
52 - Purch Contr	13,586	4,152	20,000	40,000	40,000
53 - Supplies	5,611	17,783	127,241	281,060	242,132
Total (\$)	719,569	1,016,531	838,231	838,231	799,303

Cost Center Level Expenditures	FY13 Act	FY14 Act	FY15 Bdgt	FY16 Req	FY16 App
Therapeutic Rec Programs (06204)	-	432	-	-	-
Exchange Park (06213)	-	-	-	4,236	4,236
Briarwood Rec Cent (06214)	205	-	-	-	-
Lucious Sanders Rec Center (06215)	-	4,919	-	20,685	20,685
Gresham Rec Center (06219)	-	1,695	-	-	-
N H Scott Rec Center (06221)	-	819	-	-	-
Midway Rec Center (06222)	-	5,267	-	1,196	1,196
Tucker Rec Center (06224)	16,027	31,224	2,389	25	25
Special Events (06225)	-	75	-	-	-
Brownsmill Rec Center (06226)	10,484	17,720	-	909	909
Playground Day Camp (06230)	649,246	909,997	717,916	637,811	598,883
Summer Swim Lessons (06234)	6,866	8,078	3,814	-	-
Dekalb Swim League (06236)	13,000	-	45,000	40,000	40,000
Hamilton Rec Center (06242)	2,270	3,976	-	-	-
Adult Softball (06255)	15,911	13,333	17,713	22,523	22,523
Youth Sports (06257)	5,561	17,783	51,399	110,846	110,846
Adult Volleyball (06258)	-	213	-	-	-
Administrative Support (06260)	-	1,000	-	-	-
Total (\$)	719,570	1,016,531	838,231	838,231	799,303

Recreation (06200)
Recreation (207)
Request/Recommendation Sheet

Budget (Mid Year 2015)	838,231	838,231	838,231
-------------------------------	----------------	----------------	----------------

Base (Changes from Mid-Year)	Requested	Recommended	Approved
A. Personal services adjustment.	(173,819)	(173,819)	(173,819)
B. Operational adjustments. Operations remain flat.	173,819	173,819	173,819
Ba. Reduced operating supplies.	NA	(38,928)	(38,928)
B1. Reduction in expenditures to be determined by department.	NA	(112,160)	(112,160)
B1a. Due to ending fund balance, reduction in expenditures was not necessary.	NA	112,160	112,160
Base (Total)	838,231	799,303	799,303

Program Modifications	Requested	Recommended	Approved
A. No program mods requested.	NA	NA	NA
Program Modifications (Total)	-	-	-

Total Budget (2016)	838,231	799,303	799,303
----------------------------	----------------	----------------	----------------

Rental Motor Vehicle (10280)
Excise Tax Fund (280)
 Request/Recommendation Sheet

Budget (Mid Year 2015)	678,874	678,874	678,874
-------------------------------	----------------	----------------	----------------

Base (Changes from Mid-Year)	Requested	Recommended	Approved
A. Personal services adjustment.	NA	NA	NA
B. Operational adjustments.	30,213	33,751	33,751
Base (Total)	709,087	712,625	712,625

Program Modifications	Requested	Recommended	Approved
A. No program mods requested.	NA	NA	NA
Program Modifications (Total)	-	-	-

Total Budget (2016)	709,087	712,625	712,625
----------------------------	----------------	----------------	----------------

Risk Management (01000)
Risk Management Fund (631)
 Request/Recommendation Sheet

Budget (Mid Year 2015)	118,394,864	118,394,864	118,394,864
-------------------------------	--------------------	--------------------	--------------------

Base (Changes from Mid-Year)	Requested	Recommended	Approved
-------------------------------------	------------------	--------------------	-----------------

A. Personal services adjustment. [Recommended as is].	51,718	51,718	51,718
--	--------	--------	--------

Operational adjustments. Increase includes:
 +\$500K - Workers comp premium
 component not previously budgeted in this
 fund.

+\$676K - Vehicle insurance increase (\$2.3M
 to \$3M).

B. +\$1.6M - Health insurance increase (\$95.5M to \$97.2M). +\$15M department included budgetary reserves in request. [Recommended, less \$15M requested budgetary reserves (in separate department)].	3,191,645	(11,796,915)	(11,796,915)
---	-----------	--------------	--------------

Base (Total)	121,638,227	106,649,667	106,649,667
---------------------	--------------------	--------------------	--------------------

Program Modifications	Requested	Recommended	Approved
------------------------------	------------------	--------------------	-----------------

A. No program mods requested.	NA	NA	NA
-------------------------------	----	----	----

Program Modifications (Total)	-	-	-
--------------------------------------	----------	----------	----------

Total Budget (2016)	121,638,227	106,649,667	106,649,667
----------------------------	--------------------	--------------------	--------------------

Roads & Drainage (05700)**Designated (271)**

History Sheet

Departmental Description

The Roads & Drainage Division of Public Works department is responsible for performing all needed repairs, maintenance, construction and upgrades to the County's road way system, including bridges, drainage structures and traffic control devices. The Division is also responsible for the management of the County's Stormwater and Flood Programs. The Division's responsibilities are directed and controlled by the Associate Director of Public Works Roads & Drainage with operations through five functional areas: Administration, Stormwater, Construction, Traffic Engineering and Speed Humps.

Common Object Expenditures	FY13 Act	FY14 Act	FY15 Bdgt	FY16 Req	FY16 App
51 - Personal Srvc	8,341,450	8,612,155	8,985,313	11,056,972	8,708,715
52 - Purch/Contr	472,140	328,119	327,727	327,727	327,727
53 - Supplies	1,545,787	2,263,376	4,638,186	4,638,186	3,888,186
55 - Interfund/Interdept	(1,665,432)	(4,030,172)	(1,579,576)	(1,040,737)	3,679,261
57 - Other Costs	-	-	-	4,000,000	
Total (\$)	8,693,945	7,173,478	12,371,650	18,982,148	16,603,889

Cost Center Level Expenditures	FY13 Act	FY14 Act	FY15 Bdgt	FY16 Req	FY16 App
Administration (05705)	412,730	390,040	438,234	4,653,229	631,968
Maintenance (05735)	799,420	809,110	1,164,599	1,260,163	1,404,645
Road Maintenance (05740)	2,335,611	224,843	3,695,747	4,832,654	6,987,667
Support Services (05745)	1,320,448	1,388,567	1,657,446	2,055,998	1,932,655
Drainage Maintenance (05750)	29,229	31,273	64,376	56,544	56,544
Stormwater Maintenance (05755)	8,625	6,234	-	52,152	52,152
Traffic Operations (05760)	784,260	740,147	859,483	985,057	921,490
Speed Humps (05764)	162,529	137,486	142,882	141,487	141,487
Signals (05766)	1,800,199	2,589,080	3,020,265	3,519,743	3,050,160
Signs & Paint (05767)	1,040,894	856,698	1,328,618	1,425,121	1,425,121
Total (\$)	8,693,945	7,173,478	12,371,650	18,982,148	16,603,889

Change -17.5% 72.5% 53.4% 34.2%

Positions	FY13 Act	FY14 Act	FY15 Bdgt	FY16 Req	FY16 App
Authorized (FT)	170	169	169	169	169
Filled (12/31, Current, or Recom)	141	125	122		
Funded				156	124

Roads & Drainage (05700)
Designated (271)
Request/Recommendation Sheet

Budget (Mid Year 2015)	12,371,650	12,371,650	12,371,650
-------------------------------	-------------------	-------------------	-------------------

Base (Changes from Mid-Year)	Requested	Recommended	Approved
Personal services adjustment. 122 positions requested in Base Target, 30 positions in Base+. Salaries increased from \$6.1 to \$6.5M. Benefits increased from \$2.8 to \$3.7M, a 42% increase in health insurance cost. Total requested 152. [Recommended to fund 124 positions. Revisit funding 13 of 28 positions at mid-year.]			
A.	1,254,985	193,379	193,379
Operational adjustments. Overall operations increase from \$3.3M to \$3.9M. An increase of \$627K for vehicle maintenance & insurance, a decrease of \$398K for vehicle replacement charge, and an increase \$309K for vehicle overhead. [Recommended as is]			
B.	538,839	538,839	538,839
Operational Adjustment: address interfund and service charge credit [Recommended that interfund credits are zeroed out and \$2M is shown as revenue from Stormwater fund]			
B1.	NA	4,250,021	4,250,021
Operational Adjustments. Increase in Grant Match of \$4M to cover LMIG funding from GADOT. [See Program Mod C]			
B2.	4,000,000	See Program Mod B	See Program Mod B
Maximum reduction due to incorporation of Tucker would be \$1,412,441. Actual figure will be incorporated after IGAs are signed.			
B3.	NA	To be figured after IGA is signed	To be figured after IGA is signed
Reduction of original recommendation based upon historical maximum capacity.			
B4.	NA	(750,000)	(750,000)
Base (Total)	18,165,474	16,603,889	16,603,889

Program Modifications	Requested	Recommended	Approved
Operating: Personal service increased funding of Four existing positions: Three-Traffic Signal Installers and One - Traffic Signal Tech [Not recommended at this time, re-visit at mid-year.]			
A.	816,674	Not recommended at this time, re-visit at mid-year	Not recommended at this time, re-visit at mid-year
CAPITAL: \$4M Grant Match for LMIG funding from GADOT [Recommendation: Fund FY16 LMIG.]			
B.	See B2 above	See Contribution to Capital	See Contribution to Capital
Program Modifications (Total)	816,674	-	-

Total Budget (2016)	18,982,148	16,603,889	16,603,889
----------------------------	-------------------	-------------------	-------------------

Roads & Drainage (Pub Works)- (05700)
Speed Humps Fund (212)
 History Sheet

Departmental Description

Program funds account for all revenue and expense associated with the oversight, maintenance, and installation of speed humps. Funds are used to address complaints about speeding problems in residential neighborhoods.

Common Object Expenditures	FY13 Act	FY14 Act	FY15 Bdgt	FY16 Req	FY16 App
51 - Personal Srvc	211,508	222,664	232,299	238,571	238,571
52 - Purch/Contr	585,140	(108)	45,900	63,794	45,900
53 - Supplies	695	-	101,073	140,475	101,074
55 - Interfund/Interdept	30,921	22,947	-	-	-
Total (\$)	828,264	245,503	379,272	442,840	385,545

Cost Center Level Expenditures	FY13 Act	FY14 Act	FY15 Bdgt	FY16 Req	FY16 App
Speed Hump (05770)	828,264	245,503	379,272	442,840	385,545
Total (\$)	828,264	245,503	379,272	442,840	385,545
Change		-70.4%	54.5%	16.8%	1.7%

Positions	FY13 Act	FY14 Act	FY15 Bdgt	FY16 Req	FY16 App
Authorized (FT)	3	3	3	3	3
Filled (12/31, Current, or Recom)	3	3	2		
Funded				3	3

Roads & Drainage (Pub Works)- (05700)
Speed Humps Fund (212)
 Request/Recommendation Sheet

Budget (Mid Year 2015)	379,273	379,273	379,273
-------------------------------	----------------	----------------	----------------

Base (Changes from Mid-Year)	Requested	Recommended	Approved
-------------------------------------	------------------	--------------------	-----------------

Personal services adjustment. Two positions requested in Base Target, One position in Base+ (CC:05770, Position# 07189, Senior Engineering Technician). Salaries decreased from \$164K to \$162K, and Benefits increased from \$68K to \$75K. Total positions requested to fund = Three. [Recommendation as is.]	6,272	6,272	6,272
--	-------	-------	-------

Operational adjustments. Overall operations increased from \$146K to \$204K to comply with target levels. [Recommendation to fund operations at FY15 levels.]	57,295	Not recommended at this time.	Not recommended at this time.
---	--------	-------------------------------	-------------------------------

Base (Total)	442,840	385,545	385,545
---------------------	----------------	----------------	----------------

Program Modifications	Requested	Recommended	Approved
------------------------------	------------------	--------------------	-----------------

1. No program mods requested.	NA	NA	NA
-------------------------------	----	----	----

Program Modifications (Total)	-	-	-
--------------------------------------	----------	----------	----------

Total Budget (2016)	442,840	385,545	385,545
----------------------------	----------------	----------------	----------------

Sanitation (08100)**Sanitation (541)**

History Sheet

Departmental Description

Collect garbage for residential and commercial customers. Processing consist of Construction & Demolition material and compost. Provide disposal of municipal solid waste. Collect recycling materials. Transport materials from transfer stations to landfill.

Common Object Expenditures	FY13 Act	FY14 Act	FY15 Bdgt	FY16 Req	FY16 App
Personal Srvc	28,338,349	29,532,130	35,270,480	33,308,314	37,107,935
Purch/Contr	4,348,837	5,255,937	6,041,368	5,991,430	3,931,816
Supplies	3,377,365	4,625,654	4,700,175	4,789,883	2,745,985
Capital Outlay	7,503	58,889	60,067	65,067	65,067
Interfund/Interdept	27,912,427	22,986,964	24,586,842	24,357,787	25,067,030
Other Costs	1,463,299	1,526,464	1,462,000	27,961	(3,196,124)
Other Financing Uses	87,346	1,860,161	1,454,175	9,829,465	3,748,691
Total (\$)	65,535,125	65,846,200	73,575,107	78,369,907	69,470,400

Cost Center Level Expenditures	FY13 Act	FY14 Act	FY15 Bdgt	FY16 Req	FY16 App
Administration (08105)	9,512,624	11,491,584	12,977,716	18,946,057	10,003,020
Keep DeKalb Beautiful (08106)	121,839	320,680	515,135	622,631	608,282
North Transfer Station (08110)	75,577	85,577	-	0	-
Seminole Compost Facility (08112)	3,532,157	3,422,240	3,415,099	0	-
Exchange Park Plant (08115)	5	-	-	0	-
Central Transfer Station (08120)	7,313,410	6,891,641	7,957,855	7,053,861	6,615,376
East Transfer Station (08123)	1,273	(254)	-	0	-
North Residential (08125)	4,812,622	4,293,421	4,702,030	7,071,950	7,378,462
North Special Collections (08126)	2,746,472	2,729,584	2,819,389	0	-
Central Residential (08130)	3,698,266	4,128,669	4,446,821	12,309,512	14,914,336
Central Special Collections (08131)	2,671,982	2,773,190	2,786,763	38,870	-
East Residential (08133)	4,483,425	4,746,735	4,567,504	89,708	-
East Special Collections (08134)	2,220,674	2,161,496	2,333,663	37,180	-
South Residential (08135)	5,293,397	4,847,310	4,597,565	7,576,447	7,501,244
South Special Collections (08136)	2,353,177	2,860,646	2,604,865	0	-
Mowing & Herbicide (08138)	2,169,235	3,181,783	3,231,178	3,301,146	4,242,695
Roll-Off Services (08139)	3,600	-	-	44,537	44,537
Commercial Support (08140)	9,270	975	-	0	-
Central Commercial (08142)	6,527,523	5,151,115	6,596,193	9,172,443	8,322,884
South Commercial (08143)	-	-	-	513	513
East Commercial (08144)	-	288	862	496	496
Seminole Landfill (08145)	7,972,827	6,751,862	10,022,469	12,104,556	9,838,555
Revenue Collection (08150)	15,769	7,656	-	-	-
Total (\$)	65,535,125	65,846,200	73,575,107	78,369,907	69,470,400

Change 0.5% 11.7% 6.5% -5.6%

Positions	FY13 Act	FY14 Act	FY15 Bdgt	FY16 Req	FY16 App
Authorized (FT)	699	730	728	728	728
Filled (12/31 or Current)	631	646	633		
Funded				634	692

Sanitation (08100)
Sanitation (541)
Request/Recommendation Sheet

Budget (Mid Year 2015)	73,575,107	73,575,107	73,575,107
-------------------------------	-------------------	-------------------	-------------------

Base (Changes from Mid-Year)	Requested	Recommended	Approved
A. Personal services adjustment. 633 positions requested in Base Target, one position in Base+ (Crew Leader Trainee #08406 in cc 08125). Salaries decrease from \$2.4M to \$2M. Benefits decrease by \$29K. Overtime increase \$2M. Department reduced insurance by \$2.5M in error and increased workers comp by \$575K in error. Total requested 634. [Recommended 633 positions in base, 35 positions in Base+, reduced overtime, and correction in insurance/workers comp amounts. Total funded 668.]	(1,962,166)	837,455	837,455
B1. Purchased/Contracted Services remained flat at \$6M. [Recommended reduction of \$2M in professional services.]	(49,938)	(2,109,552)	(2,109,552)
B2. Supplies increase from \$4.7M to \$4.8M. [Recommended reduction of \$1.2M in office supplies and \$772K in other supplies.]	89,708	(1,954,190)	(1,954,190)
B3. Capital Outlays increase slightly. [Recommended as is.]	5,000	5,000	5,000
B4. Interfund/Interdepartmental Charges changed from \$24.6M to \$25.4M. Department made changes in vehicle replacement and insurance charges in error. Indirect cost increase by \$451K. [Recommended with corrections in vehicle replacement and insurance.]	(229,055)	805,001	805,001
B4a. Reduction in gasoline & fuel cost (15%).	NA	(324,813)	(324,813)
B5. Other Costs decrease from \$1.5M to \$28K due to transfer of Pensioners Group Insurance to Group Insurance in Personal Services. [Recommended decrease in Pensioners Insurance and reduction of \$4.0M to be distributed by department.]	(1,434,039)	(8,705,150)	(8,705,150)
B5a. Added gasoline/diesel savings and ending fund balance increased to reduce amount distributed by department.	NA	4,047,026	4,047,026
B6. Other Financing Uses decrease from \$1.4M to \$1.3M. [Recommended reducing transfer charges to Unincorporated and Sanitation CIP to zero and transfer \$85K to General Fund.]	(87,378)	(1,291,476)	(1,291,476)

Sanitation (08100)
Sanitation (541)
Request/Recommendation Sheet

B7.	Retirement Services increase slightly. [Recommended as is.]	12,668	12,668	12,668
Base (Total)		69,919,907	64,897,076	64,897,076

Program Modifications	Requested	Recommended	Approved
------------------------------	------------------	--------------------	-----------------

A.	CAPITAL: Priority #1 - Environmental monitor services. Department must provide 3rd party environmental monitoring services to meet federal, state, and local requirements. [Recommended funding for one year.]	1,500,000	500,000	500,000
B.	CAPITAL: Priority #2 - Additional gas wells installed. By Federal Title V regulations and state permits, the Seminole Road Landfill must control methane gas emissions and minimize odors of all phases of the landfill. [Not recommended at this time.]	1,250,000	Not recommended at this time.	Not recommended at this time.
C.	CAPITAL: Priority #3 - Ward Lake redevelopment. Continue permitting and redevelopment of the Ward Lake property. [Recommended with \$500K reduction.]	2,000,000	1,500,000	1,500,000
D.	CAPITAL: Priority #4 - Infrastructure (modular trailers) will be set up for employees under a three year contract. [Not recommended at this time.]	1,200,000	Not recommended at this time.	Not recommended at this time.
E.	CAPITAL: Priority #5 - Environmental engineering. Provide professional engineering services for Seminole Road Landfill. [Recommended funding for one year.]	1,000,000	350,000	350,000
F.	CAPITAL: Priority #6 - Seminole Road Landfill administrative building. Consolidate current office trailers into one central building. [Not recommended at this time.]	1,500,000	Not recommended at this time.	Not recommended at this time.
G.	Georgia Environmental Finance Authority (GEFA) loan repayment for the purchase of 135,000 rolling trash cans for county residents. Original loan amount is \$6M, year 1 of 5. [Recommended as is.]	NA	1,223,324	1,223,324
H.	Fund twelve existing positions to expand mowing efforts. [Recommended as is.]	NA	500,000	500,000
I.	Fund twelve existing positions to expand litter abatement efforts. [Recommended as is.]	NA	500,000	500,000

Sanitation (08100)
Sanitation (541)
 Request/Recommendation Sheet

J.	Pay raise adjustment recommended by Board of Commissioners at budget adoption. [Recommended - funds (\$845,964) moved internally.]	NA	NA	-
Program Modifications (Total)		8,450,000	4,573,324	4,573,324
Total Budget (2016)		78,369,907	69,470,400	69,470,400

Sheriff (03200)
General (100)
 Request/Recommendation Sheet

Budget (Mid Year 2015)	79,331,355	79,331,355	79,331,355
-------------------------------	-------------------	-------------------	-------------------

Base (Changes from Mid-Year)	Requested	Recommended	Approved
-------------------------------------	------------------	--------------------	-----------------

<p>Personal services adjustment. 771 positions requested in Base Target, 85 positions in Base+ throughout all cost centers . Salaries increase from \$35M to \$37M. Benefits increase from \$15M to \$19M. Part-time increase from \$27K to \$55K and Overtime remain flat at \$3.5M. Total requested 856. [Recommended: 771 Base positions, but none of the Base + 85 positions. Keep unfilled. Total funded 771.]</p>	6,565,915	1,156,685	1,156,685
A.			

<p>Operational adjustments. Operations increase from \$25.7M to \$26.9M. Drugs increase from \$1.5M to \$2M, Uniforms increase from \$395K to \$424K, Electricity increases from \$1.1M to \$1.4M, Food & Groceries increase from \$2.6M to \$3M, and Grants Fund Match increases from \$60K to \$108K. [Recommended lesser than requested but more than FY15: Food & Groceries from \$2.55M to \$2.65M, Drugs & Medical from \$1.65 to \$1.85M.]</p>	1,188,173	503,530	503,530
B.			

Base (Total)	87,085,443	80,991,570	80,991,570
---------------------	-------------------	-------------------	-------------------

Program Modifications	Requested	Recommended	Approved
------------------------------	------------------	--------------------	-----------------

<p>CAPITAL: Odyssey Jail Manager System to coordinate with the current Superior Court project (16 month project duration). The single integrated system will eliminate data compatibility issues and reduce the developing of interfaces between two vendor's systems. [Not recommended at this time.]</p>	2,850,000	Not recommended at this time.	Not recommended at this time.
A.			

<p>CAPITAL: Fire Alarm System Upgrade [Recommended upgrade of one system - \$100K, see General Fund, Non-Departmental.]</p>	1,799,291	See General Fund, Non-Departmental	See General Fund, Non-Departmental
B.			

Sheriff (03200) General (100) Request/Recommendation Sheet
--

CAPITAL: Inmate Kitchen Condenser Tanks (\$29,000), Inmate Kitchen Floor in Pit Area (\$15,000), Floor in Inmate Freezer #4 (\$28,300), Chiller Replacement (\$400,000), Heat Exchangers (\$70,000), Air Handling Unit/Boiler/Chiller (\$365,000), Boiler Leadlag System (\$21,695), Water PRV Replacement (\$16,000), Fuel Transfer Pumps (\$11,160), Emergency Switchgear Upgrade (\$164,000), Fire Panel #4 Replacement (\$98,140), Cell Locking System (\$24,260), Inmate Dishwasher \$120,000), Two Dryers in Inmate Laundry Room (\$25,000), A/C Unit for Information Systems Server Room (45,000) plus an estimated 10% for project management by the facility maintenance company. [Not recommended at this time.]				1,575,806	Not recommended at this time.	Not recommended at this time.
D.	Security for Traffic Court. [Recommended using existing resources and will review at mid-year if unavailable.]	497,401	Recommended using existing resources and will review at mid-year if unavailable.	Recommended using existing resources and will review at mid-year if unavailable.		
Program Modifications (Total)		6,722,498	-	-		
Total Budget (2016)		93,807,941	80,991,570	80,991,570		

Solicitor (03800)**General (100)**

History Sheet

Departmental Description

The Solicitor-General's Office is responsible for the prosecution of misdemeanor state law, traffic and ordinance offenses committed in DeKalb County, Georgia. The Office represents the State of Georgia in criminal cases pending in the seven jury divisions of State Court, the four non-jury divisions of State Court and the ordinance division of Magistrate Court. The Office retrieves documents from arresting agencies; secures criminal histories and driving records; contacts victims/witnesses and provides support services; investigates cases, executes search warrants and interviews witnesses.

<u>Common Object Expenditures</u>	<u>FY13 Act</u>	<u>FY14 Act</u>	<u>FY15 Bdgt</u>	<u>FY16 Req</u>	<u>FY16 App</u>
51 - Personal Srvc	5,237,468	5,518,666	6,601,376	7,411,891	6,893,465
52 - Purchased/Contr	142,373	153,502	161,722	376,345	169,160
53 - Supplies	83,938	70,199	92,074	100,390	95,390
54 - Capital Outlays	37,970	1,702	15,720	15,000	-
55 - Interfund/Interdept	86,476	73,728	187,536	142,675	142,675
57 - Other Costs	-	-	109,914	129,145	129,145
61 - Other Financing Uses	86,137	86,137	-	-	-
Total (\$)	5,674,362	5,903,934	7,168,342	8,175,446	7,429,835

<u>Cost Center Level Expenditures</u>	<u>FY13 Act</u>	<u>FY14 Act</u>	<u>FY15 Bdgt</u>	<u>FY16 Req</u>	<u>FY16 App</u>
State Court (03810)	4,648,906	4,918,577	6,170,906	7,006,852	6,370,701
Victim Assistance (03815)	757,833	688,797	697,364	826,766	733,987
Pre-Trial Diversion (03816)	267,622	296,560	300,072	341,828	325,147
Total (\$)	5,674,362	5,903,934	7,168,342	8,175,446	7,429,835

Change		4.0%	21.4%	14.0%	3.6%
--------	--	------	-------	-------	------

<u>Positions</u>	<u>FY13 Act</u>	<u>FY14 Act</u>	<u>FY15 Bdgt</u>	<u>FY16 Req</u>	<u>FY16 App</u>
Authorized (FT)	73	75	84	84	84
Filled (12/31, Current, or Recom)	72	72	84		
Funded				84	84

Solicitor (03800)
General (100)
Request/Recommendation Sheet

Budget (Mid Year 2015)	7,168,342	7,168,342	7,168,342
-------------------------------	------------------	------------------	------------------

Base (Changes from Mid-Year)	Requested	Recommended	Approved
-------------------------------------	------------------	--------------------	-----------------

<p>Personal services adjustment. 81 positions in Base Target. Three positions in Base+ in cc 03810 (two-Attorney I - pos #15318, #15319, one Attorney IV - pos #15320), already hired in 4Q FY15. Salaries increase from \$5M to \$5.2M. Benefits increase from \$1.5M to \$2.2M. Total requested 84. [Recommended as is with pension adjustment for state contribution. County budgeting system automatically calculate higher amount than needed. Total funded 84.]</p>	764,339	245,913	245,913
A.			

<p>Operational adjustments. Operations decrease from \$567K to \$564K. Grant Funds Match from \$110 to \$129K, amounts were offset by decreases in other areas. [Recommended as is with minor reductions.]</p>	(3,411)	(30,596)	(30,596)
B.			

Base (Total)	7,929,270	7,383,659	7,383,659
---------------------	------------------	------------------	------------------

Program Modifications	Requested	Recommended	Approved
------------------------------	------------------	--------------------	-----------------

<p>CAPITAL: Tracker & Odyssey interface - automated data communication interface between Tracker and Odyssey. This will reduce the need for duplicate data entry. [See General Fund, Non-Departmental.]</p>	200,000	See General Fund, Non-Departmental.	See General Fund, Non-Departmental.
A.			

<p>Fund new grant position, Victim Advocate position (grade 23, step 45), grant match only. Along with prosecutors state-wide, the Solicitor has been notified that she will receive additional Victims of Crime Act grant funding for this new position. Approved by the Board of Commissioners on 11/17/15. [Recommended as is. Total funded 1.]</p>	46,176	46,176	46,176
B.			

Program Modifications (Total)	246,176	46,176	46,176
--------------------------------------	----------------	---------------	---------------

Total Budget (2016)	8,175,446	7,429,835	7,429,835
----------------------------	------------------	------------------	------------------

State Court (03700)**General (100)**

History Sheet

Departmental Description

The State Court was created in 1951. Effective July 30, 2015, pursuant to HB 300, there are eleven judges that sit on the court's bench. Seven judges sit in the Jury Division at the courthouse in the city of Decatur and four associate state court judges preside over traffic violations in the Court's Traffic Division. All judges are elected in a county wide, non-partisan election to serve terms of four years. The Court has concurrent jurisdiction with the Superior Court for misdemeanor offenses and for all civil matters except those reserved exclusively for the Superior Court by the Georgia Constitution.

Common Object Expenditures	FY13 Act	FY14 Act	FY15 Bdgt	FY16 Req	FY16 App
51 - Personal Srvc	11,128,060	11,419,354	12,367,980	14,315,419	13,355,985
52 - Purch/Contr	950,543	838,767	977,812	1,005,464	935,510
53 - Supplies	269,876	265,037	383,585	422,383	365,883
54 - Capital Outlays	4,634	5,853	12,000	112,530	107,400
55 - Interfund/Interdept	269,438	208,171	389,276	446,234	446,234
57 - Other Costs	-	7,045	22,667	29,500	22,167
61 - Other Financing Uses	28,168	11,832	79,333	-	-
Total (\$)	12,650,719	12,756,058	14,232,653	16,331,530	15,233,179

Cost Center Level Expenditures	FY13 Act	FY14 Act	FY15 Bdgt	FY16 Req	FY16 App
Judge 1 (03701)	525,455	506,600	567,258	676,840	599,636
Judge 2 (03702)	571,166	565,721	580,768	681,490	611,667
Judge 3 (03703)	474,046	498,134	533,717	647,474	560,279
Judge 4 (03704)	598,125	611,811	601,874	680,825	631,332
Judge 5 (03705)	515,982	483,975	519,477	657,287	614,118
Judge 6 (03706)	564,680	573,554	591,710	688,145	663,617
Judge 7 (03707)	561,208	596,880	596,509	658,473	604,452
State & Magistrate Courts Clk (03710)	3,974,050	4,044,478	4,409,873	5,046,365	4,734,552
DUI Court (03712)	289,886	305,338	339,663	348,878	341,545
Probation (03715)	1,898,730	1,947,981	2,406,560	2,971,744	2,611,434
Marshal (03720)	2,677,391	2,621,587	3,085,244	3,274,009	3,260,547
Total (\$)	12,650,719	12,756,058	14,232,653	16,331,530	15,233,179

Change 0.8% 11.6% 14.7% 7.0%

Positions	FY13 Act	FY14 Act	FY15 Bdgt	FY16 Req	FY16 App
Authorized (FT)	182	182	187	187	187
Filled (12/31, Current, or Recom)	169	171	181		
Funded				189	183

Note: State Court had \$14,191,251 at mid-year and \$41,402 was added in September 2015 for Recorders Court expenses.

State Court (03700)
General (100)
Request/Recommendation Sheet

Budget (Mid Year 2015)	14,232,653	14,232,653	14,232,653
-------------------------------	-------------------	-------------------	-------------------

Base (Changes from Mid-Year)	Requested	Recommended	Approved
-------------------------------------	------------------	--------------------	-----------------

<p>Personal services adjustment. 180 positions requested in Base Target, four positions in Base+. Salaries increase from \$9.4M to \$9.5M due to judicial salary increase in 2016. Benefits increase from \$2.9M to \$3.8M because pension cost should have been adjusted for state contribution. Workers Compensation decrease from \$66K to \$26K. Total positions requested 184. [Recommendation: 180 Base positions, one position in Base+ (Probation Officer), pos #07763, in cc 03715 already filled and judicial salary increases. Total funded 181.]</p>	1,758,396	864,060	864,060
--	-----------	---------	---------

<p>A1. Added 10-month funding for Calendar Clerk (cc 03701, pos #04370, 23/29) and Clerk Reporter (cc03703, pos #04349, 24/29). Fund two double-filled attorney positions for 12 weeks. Total funded 183.</p>	NA	123,945	123,945
---	----	---------	---------

<p>B. Operational adjustments. Operations increase from \$1.9M to \$2M. Postage increases from \$70K to 100K, Operating Supplies increase from \$261K to \$279K, and Computer Equipment increases from \$12K to 113K. Replacement computers needed for implementation of new case mgnt system and purchase of Verifone credit card machines for new case mgnt system (April 2016). [Recommendation: Decrease Purchased/Contracted Services by \$42K, decrease Supplies by \$17K, approve computer purchase, and approve increase of interfund charges because of new vehicles.]</p>	130,938	9,609	9,609
---	---------	-------	-------

<p>B1. Increased funding for computer equipment for new case management system.</p>	NA	2,912	2,912
---	----	-------	-------

Base (Total)	16,121,987	15,233,179	15,233,179
---------------------	-------------------	-------------------	-------------------

Program Modifications	Requested	Recommended	Approved
------------------------------	------------------	--------------------	-----------------

<p>A. Fund five new Traffic Court positions for Probation Office (3-Probation Officers, 2-Accounting Tech Sr.). [Not recommended at this time.]</p>	189,043	Not recommended at this time.	Not recommended at this time.
---	---------	-------------------------------	-------------------------------

State Court (03700)
General (100)
 Request/Recommendation Sheet

B. Replace five Motorola radios for Probation Officers in 2016 and four in 2017. Radios are no longer serviceable. [Not recommended at this time.] 20,500 Not recommended at this time. Not recommended at this time.

Program Modifications (Total) 209,543 - -

Total Budget (2016) 16,331,530 15,233,179 15,233,179

Note: State Court had \$14,191,251 at mid-year and \$41,402 was added in September 2015 for Recorders Court

Stormwater - (06700)
Stormwater Fund (581)
History Sheet

Departmental Description

The Stormwater Utility Fund was established in the 2003 Budget. The Fund includes the County's appropriation for the annual fee charged to residents and commercial property owners as a stormwater utility fee. This fee is collected by the Tax Commissioner as part of the yearly property tax billing process. This Fund is used to maintain the County's stormwater infrastructure and meet Federal requirements in the area of water initiatives, and address flood plain and green space issues.

<u>Common Object Expenditures</u>	<u>FY13 Act</u>	<u>FY14 Act</u>	<u>FY15 Bdgt</u>	<u>FY16 Req</u>	<u>FY16 App</u>
51 - Personal Srvc	4,872,094	5,102,127	5,969,115	6,476,811	5,514,707
52 - Purch/Contr	2,566,958	1,405,481	8,177,962	7,501,632	7,501,632
53 - Supplies	1,133,416	1,193,168	4,311,727	4,456,706	4,456,706
54 - Capital Outlay	-	7,568	10,000	10,396	10,396
55 - Interfund/Interdept	3,649,220	7,859,840	4,804,132	4,832,393	2,076,500
57 - Other Costs	-	-	-	-	692,326
61 - Other Financing Uses	110,000	-	5,000	-	2,000,000
Total (\$)	12,331,688	15,568,184	23,277,936	23,277,938	22,252,267

<u>Cost Center Level Expenditures</u>	<u>FY13 Act</u>	<u>FY14 Act</u>	<u>FY15 Bdgt</u>	<u>FY16 Req</u>	<u>FY16 App</u>
Administration (06701)	12,331,688	15,568,184	23,277,936	23,277,938	22,252,267
Total (\$)	12,331,688	15,568,184	23,277,936	23,277,938	22,252,267
Change		26.2%	49.5%	0.0%	-4.4%

<u>Positions</u>	<u>FY13 Act</u>	<u>FY14 Act</u>	<u>FY15 Bdgt</u>	<u>FY16 Req</u>	<u>FY16 App</u>
Authorized (FT)	103	104	104	104	104
Filled (12/31, Current, or Recom)	90	89	85		
Funded				104	86

Stormwater - (06700)
Stormwater Fund (581)
 Request/Recommendation Sheet

Budget (Mid Year 2015)	23,277,936	23,277,936	23,277,936
-------------------------------	-------------------	-------------------	-------------------

Base (Changes from Mid-Year)	Requested	Recommended	Approved
-------------------------------------	------------------	--------------------	-----------------

Personal services adjustment. 85 positions requested in Base Target, 19 positions in Base+. Benefits increased from \$2M to \$2.5M. Total positions requested to be fund = 104. [Recommended to fund 86 positions plus One Base + hired in Nov) and revisit 18 positions at mid-year.]	507,696	(454,408)	(454,408)
--	---------	-----------	-----------

Operational adjustments. Overall operations decreased from \$17.3M to \$16.8M due to a CIP reduction of \$3M and an increase of \$1.2M in contracts, \$1.2M in material cost [Recommended as is.]	(507,694)	(571,261)	(571,261)
---	-----------	-----------	-----------

Base (Total)	23,277,938	22,252,267	22,252,267
---------------------	-------------------	-------------------	-------------------

Program Modifications	Requested	Recommended	Approved
------------------------------	------------------	--------------------	-----------------

A. No program mods requested.	NA	NA	NA
-------------------------------	----	----	----

Program Modifications (Total)	-	-	-
--------------------------------------	----------	----------	----------

Total Budget (2016)	23,277,938	22,252,267	22,252,267
----------------------------	-------------------	-------------------	-------------------

Superior Court (03500)**General (100)**

History Sheet

Departmental Description

Superior Court provides an independent, accessible, and responsive forum for the just resolution of legal disputes and criminal matters in a manner that preserves the rule of law and protects the rights of all parties. It is the highest court or original jurisdiction in the State of Georgia. It has jurisdiction over civil and criminal matters. The court administers programs which enhance and ensure that the courts purpose and ruling are carried out in a manner meeting the needs of the county.

Common Object Expenditures	FY13 Act	FY14 Act	FY15 Bdgt	FY16 Req	FY16 App
51 - Personal Srvc	5,642,458	5,933,397	6,429,353	6,894,456	6,805,712
52 - Purch/Contr	2,032,137	2,248,664	2,633,875	2,997,988	2,485,048
53 - Supplies	142,646	99,288	134,799	120,193	120,193
54 - Capital Outlays	16,837	29,201	17,000	47,100	47,100
70 - Retirement Services	26,000	26,000	26,000	32,000	32,000
Total (\$)	7,860,078	8,336,550	9,241,027	10,091,737	9,490,053

Cost Center Level Expenditures	FY13 Act	FY14 Act	FY15 Bdgt	FY16 Req	FY16 App
Judge Adams (03510)	385,624	421,975	454,811	465,960	465,960
Judge Barrie (03515)	362,657	396,638	386,587	442,665	442,665
Judge Coursey (03520)	411,777	433,488	465,798	367,587	367,587
New Judge (03525)	2	-	-	-	-
Judge Johnson (03530)	367,353	402,414	399,512	442,074	442,074
Judge Scott (03535)	385,239	412,593	430,932	454,494	454,494
Judge Seeliger (03540)	380,365	406,598	443,020	447,910	447,910
Judge Hunter (03545)	362,637	394,376	424,143	445,634	445,634
Judge Boulee (03550)	373,285	370,872	384,566	368,581	368,581
Judge Jackson (03555)	342,427	379,604	397,373	425,134	425,134
Judge Flake (03560)	389,538	412,513	444,144	459,445	459,445
Senior Judge (03565)	107,945	109,126	118,626	128,324	128,324
Administration (03580)	1,747,394	1,733,592	2,176,847	2,970,571	2,431,827
Court Reporters (03581)	644,360	696,600	833,050	794,684	781,744
Jury Management (03582)	919,437	1,149,088	1,222,997	1,195,082	1,145,082
Seminar For Divorcing (03583)	33,919	30,935	35,300	33,532	33,532
Alimony/Support (03585)	62	-	-	-	-
Dispute Resolution (03587)	540,100	479,443	501,421	548,964	548,964
Grand Jury (03590)	105,957	106,695	121,900	101,096	101,096
Total (\$)	7,860,078	8,336,550	9,241,027	10,091,737	9,490,053
Change		6.1%	10.8%	9.2%	2.7%

Positions	FY13 Act	FY14 Act	FY15 Bdgt	FY16 Req	FY16 App
Authorized (FT)	93	94	96	98	96
Filled (12/31, Current, or Recom)	82	81	83		
Funded				87	85

Superior Court (03500)
General (100)
 Request/Recommendation Sheet

Budget (Mid Year 2015)	9,241,027	9,241,027	9,241,027
-------------------------------	------------------	------------------	------------------

Base (Changes from Mid-Year)	Requested	Recommended	Approved
-------------------------------------	------------------	--------------------	-----------------

A.	Personal services adjustment. 83 positions requested in Base Target, two positions in Base+ (one Law Clerk. Sr and one Judicial Assistant). Salaries increase of \$44K. Benefits increase from \$1.8M to \$2.1M. Total requested 85. [Recommendation is for the 83 Base Target positions, and two Base+ positions. Total funded 85.]	376,359	376,359	376,359
----	--	---------	---------	---------

B.	Operational adjustments. Decrease in Jurors expense from \$600K to \$550K. [Recommended as is with an additional reduction of Juror expenses \$50K, and Court Reporter \$13K because 2015 actual expenditures are projected to be lower than budgeted amount.]	(64,393)	(127,333)	(127,333)
----	--	----------	-----------	-----------

Base (Total)	9,552,993	9,490,053	9,490,053
---------------------	------------------	------------------	------------------

Program Modifications	Requested	Recommended	Approved
------------------------------	------------------	--------------------	-----------------

A.	Fund new Clinical Evaluator position for court and treatment services. Treatment services expense for participants in Mental Health Court and Veterans Court \$100K. [Not recommended at this time.]	151,824	Not recommended at this time.	Not recommended at this time.
----	--	---------	-------------------------------	-------------------------------

B.	Fund new Custodian Supervisor position for Courthouse. [Not recommended at this time.]	36,920	Not recommended at this time.	Not recommended at this time.
----	--	--------	-------------------------------	-------------------------------

C.	CAPITAL: Design and construction of a Multi-Purpose Courtroom in available space in the Judicial Tower; for use in multi-defendant and high profile cases. [Not recommended at this time.]	350,000	Not recommended at this time.	Not recommended at this time.
----	--	---------	-------------------------------	-------------------------------

Program Modifications (Total)	538,744	-	-
--------------------------------------	----------------	----------	----------

Total Budget (2016)	10,091,737	9,490,053	9,490,053
----------------------------	-------------------	------------------	------------------

Tax Commissioner (02800)**General Fund (100)**

History Sheet

Departmental Description

The Office of the Tax Commissioner processes homestead and special exemptions; updates property, taxpayer and payment data to billing and records system, compiles an annual tax digest for approval by the State DOR; calculates and issues annual property tax statements; collects real, personal, public utility, motor vehicle, mobile home, timber, and heavy duty equipment taxes along with fees for car tags and titles, insurance lapses, residential sanitation, stormwater utility, streetlights, speed humps and parking districts.

Common Object Expenditures	FY13 Act	FY14 Act	FY15 Bdgt	FY16 Req	FY16 App
51 - Personal Srvc	5,347,309	5,287,488	5,754,240	6,169,109	5,925,704
52 - Purch/Contr	1,233,922	1,304,963	1,414,912	1,661,725	1,661,725
53 - Supplies	83,430	84,984	95,332	92,789	92,789
54 - Capital Outlays	44,369	27,984	26,177	163,000	163,000
55 - Interfund/Interdept	16,738	13,555	20,874	29,434	18,877
57 - Other Costs	842	842	2,400	1,800	1,800
Total (\$)	6,726,610	6,719,816	7,313,935	8,117,857	7,863,895

Cost Center Level Expenditures	FY13 Act	FY14 Act	FY15 Bdgt	FY16 Req	FY16 App
02810 - Collections	1,293,494	1,225,171	1,312,064	1,509,621	1,482,835
02820 - Motor Vehicle Tax	3,069,679	3,020,262	3,273,858	3,870,092	3,682,144
02821 - Motor Vehicle Temp	59,270	46,652	70,980	72,107	72,107
02825 - Motor Vehicle Security	111,672	102,284	190,320	177,602	177,602
02830 - Delinquent tax	1,077,365	1,109,006	1,209,734	1,249,928	1,234,913
02840 - Tax Administration	1,115,131	1,216,441	1,256,979	1,238,507	1,214,294
Total (\$)	6,726,610	6,719,816	7,313,935	8,117,857	7,863,895

Change		-0.1%	8.8%	11.0%	7.5%
--------	--	-------	------	-------	------

Positions	FY13 Act	FY14 Act	FY15 Bdgt	FY16 Req	FY16 App
Authorized (FT)	107	107	107	107	107
Filled (12/31, Current, or Recom)	93	90	90		
Funded				96	93

Tax Commissioner (02800)
General Fund (100)
 Request/Recommendation Sheet

Budget (Mid Year 2015)	7,313,935	7,313,935	7,313,935
-------------------------------	------------------	------------------	------------------

Base (Changes from Mid-Year)	Requested	Recommended	Approved
-------------------------------------	------------------	--------------------	-----------------

<p>Personal services adjustment. 90 positions requested in Base Target, 6 positions in Base+. Requested 3% raise to achieve market rate. Salaries increase from \$3.9M to \$4.0M.</p> <p>A. Benefits increase from \$1.8M to \$2.1M. Total requested 96. [Recommendation is for the 90 Base Target positions and 3 Base+ positions; 3% raise not recommended due to Class & Comp study being incorporated in overall plan. Total funded 93.]</p>	414,869	171,464	171,464
--	---------	---------	---------

<p>B. Operational adjustments. Other Professional Services increase from \$475K to \$531K, and training increase from \$10.8K to \$26.9K for new occupants of various positions. [Recommended as is, with minor adjustment of \$10K in interfund.]</p>	114,053	103,496	103,496
---	---------	---------	---------

Base (Total)	7,842,857	7,588,895	7,588,895
---------------------	------------------	------------------	------------------

Program Modifications	Requested	Recommended	Approved
------------------------------	------------------	--------------------	-----------------

<p>A. Postage Increase. Due to bankruptcy of World Marketing, the Motor Vehicle renewal vendor, there will be an increase in postage and fees. World Marketing charged \$0.28 per letter which cannot be currently matched. Department anticipates rate will increase \$0.012 per letter for 500K renewal bills (\$60K). Increase of \$15K in GA DOR processing fees for renewal notices. [Recommended as is.]</p>	75,000	75,000	75,000
--	--------	--------	--------

<p>B. CAPITAL: County IVR System Replacement. \$200K is the anticipated contribution by the Tax Commissioner's Office to participate in the enterprise solution. Implementation is expected by IT Director to be approximately 6 months. [Recommended as is.]</p>	200,000	200,000	200,000
---	---------	---------	---------

Program Modifications (Total)	275,000	275,000	275,000
--------------------------------------	----------------	----------------	----------------

Total Budget (2016)	8,117,857	7,863,895	7,863,895
----------------------------	------------------	------------------	------------------

Traffic Division of State Court (03700)

Unincorporated (272)

History Sheet

Departmental Description

The State Court's Traffic Division was created in 2015 by HB 300 during the 2015 session of the Georgia General Assembly. The Traffic Division replaced the County's Recorders' Court that was abolished by legislation HB 301. The Traffic Division has four associate State Court judges. The legislation limits the division's jurisdiction to violation of Title 40 which is principally state law traffic violations with the exception of DUIs and authorizes the Chief Judge to assign other matters to the division by order.

Common Object Expenditures	FY13 Act	FY14 Act	FY15 Bdgt	FY16 Req	FY16 App
51 - Personal Srvc	-	-	1,783,692	3,777,147	3,508,514
52 - Purch/Contr	-	-	764,775	1,005,539	876,704
53 - Supplies	-	-	68,100	105,657	101,059
54 - Capital Outlay	-	-	-	2,700	-
Total (\$)	-	-	2,616,567	4,891,043	4,486,277

Cost Center Level Expenditures	FY13 Act	FY14 Act	FY15 Bdgt	FY16 Req	FY16 App
Traffic Division (03711)	-	-	2,208,131	3,887,677	3,521,009
Judge 1 (03716)	-	-	102,509	217,723	217,223
Judge 2 (03717)	-	-	102,509	217,723	216,223
Judge 3 (03718)	-	-	100,909	350,197	315,599
Judge 4 (03719)	-	-	102,509	217,723	216,223
Total (\$)	-	-	2,616,567	4,891,043	4,486,277

Change #DIV/0! #DIV/0! 86.9% 71.5%

Positions	FY13 Act	FY14 Act	FY15 Bdgt	FY16 Req	FY16 App
Authorized (FT)	-	-	51	51	51
Filled (12/31, Current, or Recom)	-	-	43		
Funded				49	46

Note: Traffic Court started in July 2015. The schedules below shows Recorder & Traffic Court over the years.

	FY13 Act	FY14 Act	FY15 Bdgt	FY16 Req	FY16 App
Combined (Recorders/Traffic Cts)	3,631,841	3,267,896	4,768,982	4,891,043	4,486,277

Traffic Division of State Court (03700)
Unincorporated (272)
 Request/Recommendation Sheet

Budget (Mid Year 2015)	2,616,567	2,616,567	2,616,567
-------------------------------	------------------	------------------	------------------

Base (Changes from Mid-Year)	Requested	Recommended	Approved
-------------------------------------	------------------	--------------------	-----------------

<p>Personal services adjustment. 43 positions requested in Base Target, three positions in Base+ (two Admin Assts. in cc 03718, pos # 15327 & 15328; chief deputy clerk in cc 03711, pos #15436 - already filled). Salaries increase from \$1.4M to \$2.6M. Benefits increase from \$833K to \$1M. Included Judges' salary increase - not reflected in salary projections. Total requested 46. [Recommended 43 positions in Base and Chief Deputy Clerk position in Base+. Total funded 44.]</p>	1,896,920	1,623,846	1,623,846
--	-----------	-----------	-----------

<p>A1. Added 10-month funding for two Administrative Assistant positions (cc 03718, pos # 15327 & 15328, 23/29). Total funded 46.</p>	NA	100,976	100,976
---	----	---------	---------

<p>B. Operational adjustments. Operations increase from \$833K to \$1.1M. Temporary Services decrease from \$275K to \$170K, Professional Services increase from \$263K to \$484K, Maint & Repairs increase from \$90K to \$121K, and Office Supplies increase from \$56K to \$96K. [Recommended as is with minor adjustments of \$35.8K to various line items.]</p>	277,961	144,888	144,888
--	---------	---------	---------

Base (Total)	4,791,448	4,486,277	4,486,277
---------------------	------------------	------------------	------------------

Program Modifications	Requested	Recommended	Approved
------------------------------	------------------	--------------------	-----------------

<p>A. Fund three new Records Technician positions to support the call center group which fields as many as 13,000 calls per month in person and through the Interactive Voice Response system. [Not recommended at this time.]</p>	99,595	Not recommended at this time.	Not recommended at this time.
--	--------	-------------------------------	-------------------------------

Program Modifications (Total)	99,595	-	-
--------------------------------------	---------------	----------	----------

Total Budget (2016)	4,891,043	4,486,277	4,486,277
----------------------------	------------------	------------------	------------------

Note: Traffic Court started in July 2015.

Transportation (05400)**Designated (271)**

History Sheet

Departmental Description

The Transportation Division of the Public Works Department is responsible for the management of county and GDOT-funded road improvement projects. Services provided on these projects include roadway design, traffic signal design and coordinated timing upgrades, survey, land acquisition, and construction management. The Transportation Division also issues utility encroachment permits, operates the county's traffic calming program, and manages the county's street light districts.

Common Object Expenditures	FY13 Act	FY14 Act	FY15 Bdgt	FY16 Req	FY16 App
51 - Personal Srvc	1,796,648	1,413,524	1,382,137	1,411,764	1,411,219
52 - Purch/Contr	100,926	242,941	649,312	321,109	321,109
53 - Supplies	58,496	1,186,453	1,045,283	1,064,080	1,064,080
54 - Capital Outlay	-	-	4,000	1,500	1,500
55 - Interfund/Interdept	(294,302)	48,807	132,373	134,939	134,939
57 - Other Cost	-	-	-	-	-
61 - Other Financing Uses	-	-	-	7,050,000	-
Total (\$)	1,661,768	2,891,725	3,213,105	9,983,392	2,932,847

Cost Center Level Expenditures	FY13 Act	FY14 Act	FY15 Bdgt	FY16 Req	FY16 App
Admin Services (05407)	248,843	321,106	347,161	370,778	370,778
Engineering Operations (05410)	44,363	1,375,906	-	-	-
Design/Survey & Const (05415)	(29,972)	363,705	389,196	335,054	335,054
Roads and Drainage (05420)	-	-	-	545	-
Project Management (05425)	361,619	50,494	111,889	7,197,653	147,653
Land Acquisition (05430)	198,579	154,444	138,868	145,344	145,344
Support Services (05445)	908	845	-	-	-
Traffic Planning/Engineering (05460)	821,443	577,310	2,180,156	1,871,108	1,871,108
Traffic Calming (05462)	9,169	7,378	22,303	21,231	21,231
Traffic Lights (05465)	-	16,436	-	-	-
Signals (05466)	3,648	2,978	-	9,326	9,326
Signs & Paint (05467)	3,168	21,123	23,532	32,353	32,353
Total (\$)	1,661,768	2,891,725	3,213,105	9,983,392	2,932,847

Change 74.0% 11.1% 210.7% -8.7%

Positions	FY13 Act	FY14 Act	FY15 Bdgt	FY16 Req	FY16 App
Authorized (FT)	28	26	27	27	27
Filled (12/31, Current, or Recom)	24	17	17		
Funded				17	17

Transportation (05400)
Designated (271)
Request/Recommendation Sheet

Budget (Mid Year 2015)	3,213,105	3,213,105	3,213,105
-------------------------------	------------------	------------------	------------------

Base (Changes from Mid-Year)	Requested	Recommended	Approved
-------------------------------------	------------------	--------------------	-----------------

Personal services adjustment. 17 positions requested in Base Target. Reduction in salaries and other from \$965K to \$935K and benefits increased from \$417K to \$476K. [Recommended as is with a minor adjustment of \$500. (Fund 17 Base Target positions)]	29,627	29,082	29,082
--	--------	--------	--------

B. Operational adjustments. Overall operations decreased from \$1.8M to \$1.5M. Reduction for one-time cost in maintenance and repair. [Recommended as is.]	(309,340)	(309,340)	(309,340)
---	-----------	-----------	-----------

B1. Maximum reduction due to incorporation of Tucker would be \$353,112. Actual figure will be incorporated after IGAs are signed.	NA	To be figured after IGA is signed.	To be figured after IGA is signed.
--	----	------------------------------------	------------------------------------

Base (Total)	2,933,392	2,932,847	2,932,847
---------------------	------------------	------------------	------------------

Program Modifications	Requested	Recommended	Approved
------------------------------	------------------	--------------------	-----------------

A. CAPITAL: Sidewalk project on Glenwood Rd/ ROW & Construction, matching funds for a GADOT project (PI0002415). [Recommended as is.]	1,800,000	See General Fund Non-Departmental	See General Fund Non-Departmental
---	-----------	-----------------------------------	-----------------------------------

B. CAPITAL: Bike Lane and Sidewalk project linking Stone Mountain Park, Atl/ Stone Mountain Trail & the City of Stone Mountain with Wade Walker Park and the YMCA/ ROW & Construction, matching funds for a GADOT project (PI0006859 & PI0007621). [Recommended as is.]	500,000	See Non-Departmental	See Non-Departmental
---	---------	----------------------	----------------------

C. CAPITAL: Sidewalk on various streets around Northlake Mall Rd/ROW & Construction, matching funds for a GADOT project (PI0009031). [Recommended as is.]	500,000	See HOST Contribution to CIP	See HOST Contribution to CIP
---	---------	------------------------------	------------------------------

D. CAPITAL: Traffic Signals railroad preemption near N. Clarendon/East Ponce intersection & Goldsmith /Design & Construction. [Not recommended at this time-revisit at mid-year.]	600,000	Revisit at mid-year.	Revisit at mid-year.
---	---------	----------------------	----------------------

Transportation (05400)
Designated (271)
Request/Recommendation Sheet

E.	CAPITAL: Sidewalk project on Flat Shoals, Henderson, & Salem/ROW & Construction, matching funds for a GADOT project (PI0007618 & 0008268) [Recommended as is.]	400,000	See General Fund Non-Departmental	See General Fund Non-Departmental
F.	CAPITAL: Turn lanes, bike lanes, and sidewalks on Rockbridge Rd/ROW & PE matching funds for a GADOT project (PI0008121). [Recommended as is.]	300,000	See General Fund Non-Departmental	See General Fund Non-Departmental
G.	CAPITAL: Extension of South River Trail/ROW matching funds for a GADOT project (PI0009029). [Recommended to fund ROW, revisit remaining at mid-year.]	550,000	See General Fund Non-Departmental	See General Fund Non-Departmental
H.	CAPITAL: Traffic Signals at Redan Road & S. Stone Mountain -- cost of construction. [Recommended to re-visit at mid-year.]	300,000	Re-visit at mid year.	Re-visit at mid year.
I.	CAPITAL: Road reconfiguration, Panola Road at South Stone Mountain -- Construction. [Recommended to re-visit at mid-year.]	300,000	Revisit at mid-year.	Revisit at mid-year.
J.	CAPITAL: Widen road at Turner Hill from 2 lanes to 4/ROW matching funds for a GADOT project (PI0006891). [Recommended to re-visit at mid-year.]	1,800,000	Revisit at mid-year.	Revisit at mid-year.
K.	CAPITAL: Lithonia Industrial Blvd Ext. PH 3, matching funds for a GADOT project (PI #0006889) [Recommended in the amendment letter]		See HOST Contribution to CIP	See HOST Contribution to CIP
Program Modifications (Total)		7,050,000	-	-
Total Budget (2016)		9,983,392	2,932,847	2,932,847

Transportation (05400)**Street Light (211)**

History Sheet

Departmental Description

The Street Light Fund accounts for all revenues and expenses associated with existing and new street light districts within the County. The fund is also responsible for petitions from citizens requesting street lights within subdivisions, verification of property, and identification of location of proposed lighting fixtures (based on street light standards). Street lights are installed by utility companies to ensure compliance with code. Street light assessment fees are based upon the annual cost of the County to operate the streetlights, divided by the total footage in the streetlight district.

Common Object Expenditures	FY13 Act	FY14 Act	FY15 Bdgt	FY16 Req	FY16 App
51 - Personal Srvc	103,758	108,561	112,883	108,105	108,105
53 - Supplies	4,564,302	4,661,938	4,785,997	4,790,775	4,790,775
57 - Other Cost	-	-	-	-	799,062
Total (\$)	4,668,060	4,770,499	4,898,880	4,898,880	5,697,942

Cost Center Level Expenditures	FY13 Act	FY14 Act	FY15 Bdgt	FY16 Req	FY16 App
Street Lights (05480)	4,668,060	4,770,499	4,898,880	4,898,880	5,697,942
Total (\$)	4,668,060	4,770,499	4,898,880	4,898,880	5,697,942
Change		2.2%	2.7%	0.0%	16.3%

Positions	FY13 Act	FY14 Act	FY15 Bdgt	FY16 Req	FY16 App
Authorized (FT)	1	1	1	1	1
Filled (12/31 or Current)	1	1	1		
Funded				1	1

Transportation (05400)
Street Light (211)
 Request/Recommendation Sheet

Budget (Mid Year 2015)	4,898,880	4,898,880	4,898,880
-------------------------------	------------------	------------------	------------------

Base (Changes from Mid-Year)	Requested	Recommended	Approved
-------------------------------------	------------------	--------------------	-----------------

A. Personal services adjustment. Decrease in benefits from \$36K to \$31K. [Recommended as is.]	(4,778)	(4,778)	(4,778)
---	---------	---------	---------

B. Operational adjustments. Overall operations slightly increased for the \$4M utility cost. [Recommended as is, including a budget of fund balance in the reserve for appropriation line item.]	4,778	803,840	803,840
--	-------	---------	---------

Base (Total)	4,898,880	5,697,942	5,697,942
---------------------	------------------	------------------	------------------

Program Modifications	Requested	Recommended	Approved
------------------------------	------------------	--------------------	-----------------

A. No program mods requested.	NA	NA	NA
-------------------------------	----	----	----

Program Modifications (Total)	-	-	-
--------------------------------------	----------	----------	----------

Total Budget (2016)	4,898,880	5,697,942	5,697,942
----------------------------	------------------	------------------	------------------

Victim Assistance (03100)
Victim Assistance Fund (206)
 History Sheet

Departmental Description

The victim Assistance Fund was established in 1995. The purpose of this fund is to provide an accounting entity for recording the transactions involving DeKalb County's appropriation of an additional 5% penalty assessment imposed upon criminal offense fines for the purpose of funding victim assistance programs.

<u>Common Object Expenditures</u>	<u>FY13 Act</u>	<u>FY14 Act</u>	<u>FY15 Bdgt</u>	<u>FY16 Req</u>	<u>FY16 App</u>
52 - Purch Contr	7,321	16,888	10,000	10,000	10,000
57 - Other Costs	-	-	57,000	49,000	49,000
61 - Other Financing Uses	1,062,500	833,910	783,000	891,000	1,124,347
Total (\$)	1,069,821	850,798	850,000	950,000	1,183,347

<u>Cost Center Level Expenditures</u>	<u>FY13 Act</u>	<u>FY14 Act</u>	<u>FY15 Bdgt</u>	<u>FY16 Req</u>	<u>FY16 App</u>
DA Victim Assistance (03101)	1,069,821	850,798	850,000	950,000	1,183,347
Total (\$)	1,069,821	850,798	850,000	950,000	1,183,347

Victim Assistance (03100)
Victim Assistance Fund (206)
Request/Recommendation Sheet

Budget (Mid Year 2015)	850,000	850,000	850,000
-------------------------------	----------------	----------------	----------------

Base (Changes from Mid-Year)	Requested	Recommended	Approved
A. Personal services adjustment.	NA	NA	NA
B. Operational adjustments. Projected increase in revenue for 2016. [Recommended as is.]	100,000	333,347	333,347
Base (Total)	950,000	1,183,347	1,183,347

Program Modifications	Requested	Recommended	Approved
A. No program mods requested.	NA	NA	NA
Program Modifications (Total)	-	-	-

Total Budget (2016)	950,000	1,183,347	1,183,347
----------------------------	----------------	------------------	------------------

Water & Sewer (08000)
Sinking Fund (514)
 Request/Recommendation Sheet

Budget (Mid Year 2015)	66,763,556	66,763,556	66,763,556
-------------------------------	-------------------	-------------------	-------------------

Base (Changes from Mid-Year)	Requested	Recommended	Approved
-------------------------------------	------------------	--------------------	-----------------

A. Personal services adjustment. Debt Service. [Recommended adjustment of	NA	NA	NA
B. \$1.0M, by J.Horn subsequent to 2014 W&S refunding.]	NA	1,060,376	1,060,376

Base (Total)	66,763,556	67,823,932	67,823,932
---------------------	-------------------	-------------------	-------------------

Program Modifications	Requested	Recommended	Approved
------------------------------	------------------	--------------------	-----------------

A. No program mods requested.	NA	NA	NA
-------------------------------	----	----	----

Program Modifications (Total)	-	-	-
--------------------------------------	----------	----------	----------

Total Budget (2016)	66,763,556	67,823,932	67,823,932
----------------------------	-------------------	-------------------	-------------------

Water & Sewer (08000)**Water & Sewer (511)**

History Sheet

Departmental Description

It is the mission of Water & Sewer, to provide safe drinking water in adequate supplies, to collect and adequately treat wastewater, and to protect DeKalb County's watersheds responsibly while focusing on excellent customer service.

<u>Common Object Expenditures</u>	<u>FY13 Act</u>	<u>FY14 Act</u>	<u>FY15 Bdgt</u>	<u>FY16 Req</u>	<u>FY16 App</u>
51 - Personal Svc	36,466,549	37,988,089	45,239,283	44,616,480	46,214,623
52 - Purch/Contr	15,095,497	17,907,752	26,056,386	32,580,096	29,044,452
53 - Supplies	23,842,102	21,414,032	27,828,012	33,978,896	33,978,896
54 - Capital Outlays	171,297	639,884	895,280	1,381,872	1,381,872
55 - Interfund/Interdept	19,188,416	15,345,732	14,768,827	12,378,944	12,986,254
56 - Depreciation	-	324	-	-	-
57 - Other Costs	10,835,395	7,579,921	19,312,642	18,399,481	18,399,481
61 - Other Financing Uses	-	-	837,964	-	484,251
70 - Retirement Services	116,657	116,657	116,657	117,572	117,572
Total (\$)	105,715,913	100,992,391	135,055,051	143,453,341	142,607,401

<u>Cost Center Level Expenditures</u>	<u>FY13 Act</u>	<u>FY14 Act</u>	<u>FY15 Bdgt</u>	<u>FY16 Req</u>	<u>FY16 App</u>
Director's Office (08001)	5,309,089	5,432,886	9,614,525	8,245,759	8,419,273
Admin & Fiscal Control (08002)	11,373,113	10,030,300	10,867,777	8,115,111	10,105,143
Warehouse (08003)	919,109	1,381,156	1,544,626	2,304,637	2,304,637
Collection Services (08004)	1,223,791	1,247,046	1,810,713	1,481,509	1,481,509
Revenue Collections (08005)	65,688	20,922	229,682	165,963	277,219
Reserve & Transfer to R&E (08007)	47,500	48,000	737,964	50,392	50,392
GPS/GIS/Data Mgmt (08009)	2,154,856	2,301,935	2,464,896	2,484,722	2,484,722
Eng Design/Survey (08010)	397	3,220	6,357	-	-
IT Support (08015)	639,058	538,903	1,800,465	1,841,659	1,841,659
P&E Engineering (08018)	-	9	-	-	-
F&T Admin & Supv (08019)	189,188	217,761	231,808	80,663	80,663
P&E Admin & Supv (08020)	284,959	271,735	384,780	375,418	375,418
Water Prod Operations (08021)	8,683,793	8,113,945	9,003,631	8,928,744	8,928,744
Water Maintenance (08022)	3,534,724	3,619,528	4,604,779	5,516,750	5,516,750
Water Laboratory (08023)	718,865	850,097	1,093,444	1,115,757	1,115,757
Sewer Lab Admin (08024)	203,732	241,547	286,441	315,969	315,969
Sewer Laboratory (08025)	607,152	596,460	727,217	780,116	780,116
Sewer Monitoring (08026)	522,648	535,525	581,410	594,140	594,140
WPC Snapfinger Plants (08028)	7,394,958	7,352,296	9,583,114	9,731,477	9,731,477
Collection System (08029)	360,027	424,888	1,320,255	1,214,967	1,214,967
WPC Pole Bridge Creek (08030)	3,015,680	3,009,174	5,766,883	5,831,464	5,831,464
WPC Pole Bridge Maint. (08032)	719,813	1,209,697	2,387,203	2,362,918	2,362,918
WPC Facilities Maint. (08033)	3,557,056	3,519,975	5,195,864	5,048,369	5,048,369
WPC Plants Operated (08034)	7,803,439	4,741,145	16,196,270	18,000,000	18,000,000
C & M Div Management (08035)	4,589,400	4,252,827	3,627,232	9,320,681	9,735,583
Technical Services (08036)	2,693,475	2,832,702	3,517,611	3,535,121	3,535,121
District 1 - Maintenance (08037)	8,068,727	9,231,347	10,825,857	13,227,292	13,227,292
Construction (08038)	14,545,433	10,825,518	11,636,292	15,139,587	15,139,587
District 2 - Maintenance (08040)	9,521,076	10,629,880	10,799,632	13,602,566	13,602,566
District 3 - Maintenance (08041)	5,298,956	6,796,681	7,720,658	3,535,644	-

Compliance (08042)	2,213,922	2,208,227	4,264,609	4,313,073	4,313,073
Watershed Protection (08045)	20,508	2,267	23,056	22,686	22,686
Capitalization (08050)	(564,219)	(1,495,211)	(3,800,000)	(3,829,813)	(3,829,813)
Total (\$)	105,715,913	100,992,391	135,055,051	143,453,341	142,607,401
Change		-4.5%	33.7%	6.2%	5.6%

<u>Positions</u>	<u>FY13 Act</u>	<u>FY14 Act</u>	<u>FY15 Bdgt</u>	<u>FY16 Req</u>	<u>FY16 App</u>
Authorized (FT)	686	684	684	733	684
Filled (12/31, Current, or Recom)	609	610	575		
Funded				644	658

Water & Sewer (08000)
Water & Sewer 511)
 Request/Recommendation Sheet

Budget (Mid Year 2015)	135,055,051	135,055,051	135,055,051
-------------------------------	--------------------	--------------------	--------------------

Base (Changes from Mid-Year)	Requested	Recommended	Approved
-------------------------------------	------------------	--------------------	-----------------

<p>Personal services adjustment. 574 positions requested in Base Target, approximately 21 positions in Base+. Salaries decrease from \$27M to \$23.9M, because 2015 budget included funding for vacant positions and 2016 budget does not except the 21 Base+ requests. Benefits decrease from \$14.5M to \$13.5M. Total requested 595. [Recommended as is: Fund 574 Base Target positions, 21 Base+ positions, and 63 positions in Program Mod A-N. Department have choice of positions. Total funded 658.]</p>	(4,113,687)	(4,113,687)	(4,113,687)
--	-------------	-------------	-------------

<p>Operational adjustments. Decrease in Pensioner's insurance from \$2.7M to \$0 due to reallocation in Personal Services - Group Insurance. Increase in Leasehold from \$16.1M to \$18.1M. Decrease in interfund from \$14.7M to \$12.3M. Maintenance & Repair Material increase from \$10.3M to \$15.4M. Increase in Infrastructure Sewer Lines, from \$0 to \$333K to repair breaks in sewer pipes. Majority of increases were based off department's projections. [Recommended with \$607K increase in General Fund overhead charges.]</p>	2,824,112	3,804,417	3,804,417
--	-----------	-----------	-----------

<p>Increase in Maintenance & Repair services from \$17M to \$23M, due to a double entry of \$3.5M and projected increases in maintenance of equipment, landscaping, gears, and other repairs. [Recommended \$2.5M in additional repairs and corrected double entry of \$3.5M.]</p>	6,094,501	2,558,857	2,558,857
--	-----------	-----------	-----------

Base (Total)	139,859,977	137,304,638	137,304,638
---------------------	--------------------	--------------------	--------------------

Program Modifications	Requested	Recommended	Approved
------------------------------	------------------	--------------------	-----------------

<p>Fund three new positions mandated by Metropolitan North Georgia District (MNGWPD): (two Public Education Specialists and one Communications Coordinator; Cost Center 08001, starting 1/1/16. Request includes \$28,000 for a new vehicle. [Recommended as is. Reclassify vacant positions to new titles and grades.]</p>	215,129	215,129	215,129
---	---------	---------	---------

Water & Sewer (08000)
Water & Sewer 511)
Request/Recommendation Sheet

B.	Fund eight new positions, required under the County Clean Water Act Consent Decree (CWACD); (Field Customer Rep, Admin Support, Knowledge Retention Officer, Training Coord., two Trainer, and two Hydraulic Modeler.); Cost Center 08035, starting 1/1/16. [Recommended as is. Reclassify vacant positions to new titles and grades.]	577,678	577,678	577,678
C.	Fund 13 new positions, required by CWACD. (Asset Manager, WAM DBA, WAM Support specialist, Operations Tech, GIS Developer, GIS Program Coord, three Maintenance Coordinator, two Planners, GIS Program Coord, and Maint. & Inspection Engineer; Cost Center 08035, starting 1/1/16. [Recommended as is. Reclassify vacant positions to new titles and grades.]	1,008,879	1,008,879	1,008,879
D.	Fund nine new positions, required by CWACD; (two Civil Engineers, three Quality Assurance Inspectors, two Technical Writers, Land Acquisitions Specialist and Contract Administrative Coordinator); Cost Center 08035., starting 1/1/16. [Recommended as is. Reclassify vacant positions to new titles and grades.]	704,697	704,697	704,697
E.	Fund three new positions required by CWACD; (two Supply Coordinator and one Supply Specialist); Cost Center 08003, starting 1/1/16. [Recommended as is. Reclassify vacant positions to new titles and grades.]	179,173	179,173	179,173
F.	Fund one new Stock worker position, required by CWACD. Cost Center 08003, starting 1/1/16. [Recommended as is. Reclassify vacant position to new title and grade.]	49,787	49,787	49,787
G.	Fund five new Engineer, required by CWACD; Cost Center 08009, starting 1/1/16. [Recommended as is. Reclassify vacant positions to new titles and grades.]	396,274	396,274	396,274
H.	Fund one new Assistant Superintendent, as required by CWACD; Cost Center 08037, starting 1/1/16. [Recommended as is. Reclassify vacant positions to new title and grade.]	83,248	83,248	83,248

Water & Sewer (08000)
Water & Sewer 511)
Request/Recommendation Sheet

I.	Fund one new Assistant Superintendent, as required by CWACD; Cost Center 08038, starting 1/1/16. [Recommended as is. Reclassify vacant position to new title and grade.]	83,248	83,248	83,248
J.	Fund one new Assistant Superintendent, as required by CWACD; Cost Center 08040, starting 1/1/16. [Recommended as is. Reclassify vacant positions to new title and grade.]	83,248	83,248	83,248
K.	Fund two new positions (Training and Career Consultant and Field Customer Service representative) as required by CWACD; Cost Center 08035, starting 1/1/16. [Recommended as is. Reclassify vacant positions to new titles and grades.]	81,073	81,073	81,073
L.	Fund two new positions (Accountant and Financial Assistant), needed to execute the Financial Analysis Program requirements of CWACD; Cost Center 08001, starting 1/1/16. [Recommended as is. Reclassify vacant positions to new titles and grades.]	130,930	130,930	130,930
M.	Fund ten new positions (Planner, two Quality Assurance Inspector, Paralegal, two Inspector, QA/QC Document Control Specialist, Relief Operator, Fleet Admin, Admin II); Cost Center 08035, starting 1/1/16. Salaries & Benefits - \$414,902. [Recommended as is. Reclassify vacant positions to new titles and grades.]	Requested after submission.	414,902	414,902
N.	CAPITAL: Fund four new positions (two Engineering Principal and two Crew Worker); Fund 513, Cost Center 88061, starting 1/1/16. Salaries & Benefits \$173,514. [Recommended as is. Reclassify vacant positions to new titles and grades.]	Requested after submission.	173,514	173,514
O.	CAPITAL: Year 2 funding of Hansen/Project Dox projects. [Recommended as is.]	Requested after submission.	111,256	111,256
P.	Added by BOC 2/25/16: Pay raise adjustments of \$1,009,727; beginning in May. Pay raises consistent with the pay and class study.	NA	NA	1,009,727
Program Modifications (Total)		3,593,364	4,293,036	5,302,763
Total Budget (2016)		143,453,341	141,597,674	142,607,401

Above is only the operating portion of the Water & Sewer Fund.

Water & Sewer (08000)
Water & Sewer 511)
 Request/Recommendation Sheet

Below shows all components of the Water & Sewer Fund.

	Mid-Year FY15	Recommended	Approved
A Finance (See Finance - Water & Sewer)	8,334,055	9,903,847	9,903,847
B Transfer to R&E	106,544,371	101,736,179	100,726,452
C Transfer to Sinking Fund	51,728,420	52,860,297	52,860,297
D Watershed (less Resv/Tran)	135,055,051	141,597,674	142,607,401
E Required Reserve	7,539,693	7,539,693	7,539,693
Total Request/Recommended/Approved	309,201,590	313,637,690	313,637,690

Workers Comp/Finance/Risk Mgt Div (01000)**Workers Comp Fund (632)**

History Sheet

Departmental Description

The Workers Compensation Fund provides coverage for employees injured on the job by providing wages and medical benefits. The fund monitors the administration of workers' compensation functions to include medical, indemnity, state, legal, and state assessments.

<u>Common Object Expenditures</u>	<u>FY13 Act</u>	<u>FY14 Act</u>	<u>FY15 Bdgt</u>	<u>FY16 Req</u>	<u>FY16 App</u>
51 - Personal Srvc	-	-	-	55,380	55,380
52 - Purch/Contr	798,241	673,115	457,500	358,500	358,500
55 - Interfund/Interdept	5,082,913	4,756,305	5,398,000	5,398,000	5,398,000
57 - Other Costs	-	-	6,203,601	6,203,601	107,776
Total (\$)	5,881,154	5,429,420	12,059,101	12,015,481	5,919,656

<u>Cost Center Level Expenditures</u>	<u>FY13 Act</u>	<u>FY14 Act</u>	<u>FY15 Bdgt</u>	<u>FY16 Req</u>	<u>FY16 App</u>
Workers Comp (01010)	5,881,154	5,429,420	12,059,101	12,015,481	5,919,656
Total (\$)	5,881,154	5,429,420	12,059,101	12,015,481	5,919,656
Change		-7.7%	122.1%	-0.4%	-50.9%

<u>Positions</u>	<u>FY13 Act</u>	<u>FY14 Act</u>	<u>FY15 Bdgt</u>	<u>FY16 Req</u>	<u>FY16 App</u>
Authorized (FT)	NA	NA	NA	1	1
Filled (12/31 or Current)	NA	NA	NA		
Funded				1	1

Workers Comp/Finance/Risk Mgt Div (01000)**Workers Comp Fund (632)**

Request/Recommendation Sheet

Budget (Mid Year 2015)	12,059,101	12,059,101	12,059,101
-------------------------------	-------------------	-------------------	-------------------

Base (Changes from Mid-Year)	Requested	Recommended	Approved
-------------------------------------	------------------	--------------------	-----------------

A. Personal services adjustment.	None.	None.	None.
----------------------------------	-------	-------	-------

Operational adjustments. Other professional services decreased -\$100K (\$450K to \$350K).

FY15 budget included \$5.5M to, in part, satisfy a \$12M accounting change impact

B. from prior years. This amount was also request for FY16. [Recommendation: as requested, less the \$5.5M due to accounting revisions, less -\$580K in Workers Comp Reserve reduction due to negative FY15 ending fund balance].	(99,000)	(6,194,825)	(6,194,825)
---	----------	-------------	-------------

Base (Total)	11,960,101	5,864,276	5,864,276
---------------------	-------------------	------------------	------------------

Program Modifications	Requested	Recommended	Approved
------------------------------	------------------	--------------------	-----------------

A. Add one benefits specialist position to investigate "medical only" workers compensation claims, i.e., claims that do not involve loss of work issues. As this type of claim represents the highest volume of overall claims, unnecessary delays in processing claims will be avoided. Salary and benefits for 12 months. [Recommended as is.]	55,380	55,380	55,380
--	--------	--------	--------

Program Modifications (Total)	55,380	55,380	55,380
--------------------------------------	---------------	---------------	---------------

Total Budget (2016)	12,015,481	5,919,656	5,919,656
----------------------------	-------------------	------------------	------------------

DEKALB COUNTY

ITEM NO.

BOARD OF COMMISSIONERS

BUSINESS AGENDA / MINUTES

MEETING DATE: February 25, 2016

HEARING TYPE

Public Hearing

ACTION TYPE

Resolution

SUBJECT: 2016 Budget

DEPARTMENT: Chief Executive Officer

PUBLIC HEARING: YES NO

ATTACHMENT: YES NO

INFORMATION: Interim CEO Lee May

CONTACT:

PAGES:

PHONE NUMBER:

(404) 371-2881

PURPOSE:

To adopt the 2016 Operating Budget and Capital Improvement Plan.

NEED/IMPACT:

Per Section 17 of the County's Organizational Act, the CEO is required to submit a proposed budget on December 15th of each year for the following calendar year. The Organization Act requires a budget be approved and adopted before March 1st by the Board of Commissioners.

This agenda requests passing of the attached documents:

- Attachment A 2016 Operating Budget
- Attachment B Capital Improvement Plan
- Attachment C Authorized Position Change Schedule
- Attachment D Vehicle Replacement Schedule

RECOMMENDATION(S):

To defer until the second Board of Commissioners' meeting in February for passage.

RESOLUTION

A RESOLUTION ADOPTING A BUDGET FOR THE FISCAL YEAR 2016 FOR EACH FUND OF DEKALB COUNTY, APPROPRIATING THE AMOUNTS SHOWN IN EACH FUND AS EXPENDITURES, ADOPTING SEVERAL ITEMS OF REVENUE ANTICIPATION, PROHIBITING EXPENDITURES TO EXCEED APPROPRIATIONS.


WHEREAS, the Chief Executive Officer of DeKalb County has presented a proposed 2016 budget to the Board of Commissioners of DeKalb County which outlines the County's financial plan for said fiscal year, and,

WHEREAS, the budget lists proposed expenditures for the fiscal year 2016, proposes certain levies and charges to finance these expenditures for the fiscal year 2016 and lists the anticipated revenues to be derived there from, and,

NOW, THEREFORE, BE IT RESOLVED that this budget is hereby approved and the items of revenues shown in the budget for each fund in the amounts anticipated are adopted and that the amounts shown in the budget for each fund as proposed expenditures are hereby appropriated to the departments named in each fund; and

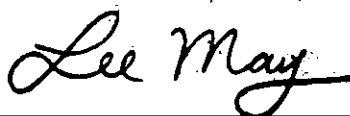
BE IT FURTHER RESOLVED that the expenditures shall not exceed the appropriations authorized by this budget or amendments thereto provided; however, that expenditures for the fiscal year shall not exceed actual funding available.

ADOPTED by the DeKalb County Board of Commissioners, this 25 day of FEBRUARY, 20 16.




LARRY JOHNSON
Presiding Officer, Board of Commissioners
DeKalb County, Georgia

APPROVED by the Chief Executive Officer of DeKalb County, this 26 day of FEBRUARY, 20 16.



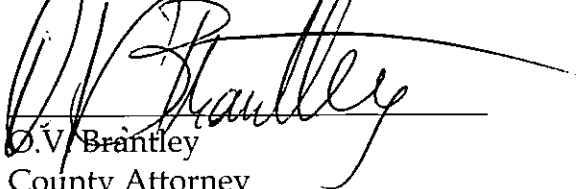
LEE MAY
Interim Chief Executive Officer
DeKalb County, Georgia

ATTEST:



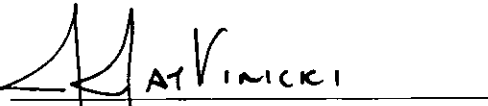
BARBARA H. SANDERS, CCC
Clerk to the Board of Commissioners
And Chief Executive Officer
DeKalb County, Georgia

APPROVED AS TO FORM:



D. V. Brantley
County Attorney
DeKalb County, Georgia

APPROVED AS TO SUBSTANCE:



J. Jay Viricki
Budget Director
DeKalb County, Georgia

Amendment # 01

This amendment adjusts the CEO Proposed Amended Budget submitted to the Board of Commissioners on their meeting of February 9, 2016 and deferred to the next Board meeting.

The proposed budget is amended as follows:

- A) The fund schedules for the Alternate Dispute Resolution Fund and the Law Library Fund are removed from the Budget Resolution pending further clarification from the County's Law Department on Georgia Code regarding the County's legal authority to adopt those specific budgets
- B) The homestead factor for FY16 is approved at 80%.
- C) Funding is increased for the following purposes and in all cases is offset by a reduction in projected end of year fund balance:
 - a. \$200,000 to Economic Development (General Fund) for matching funds for MARTA related Federal Transit Administration (FTA) Transit-Oriented Development.
 - b. \$60,321 to the Public Defender (General Fund) for funding of one position above the current level of 81. The Public Defender indicates this is for the new Attorney III position to represent clients in the Felony Mental Health Court.
- D) Funding is adjusted for pay raises consistent with the pay and class study recommendations.
 - a. The following departments will increase by these amounts and be offset by a reduction of projected end of year fund balance:
 - i. Police (Police Fund) \$ 1,614,069
 - ii. Police (General Fund) \$ 103,009
 - iii. Fire (Fire Fund) \$ 1,223,320
 - iv. Fire (General Fund) \$ 186,319
 - b. The following departments will increase by these amounts and be offset by a reduction of projected renewal and extension contributions:
 - i. Water & Sewer (Water & Sewer Operating Fund) \$ 1,009,727
 - c. The following departments will increase by these amounts and be offset by a reduction of projected end of year fund balance and/or other existing line items, if no fund balance is available:
 - i. E911 (E911 Fund) \$ 173,403
 - ii. Sanitation (Sanitation Fund) \$845,964
 - d. The following department will increase by these amounts and be offset by funding within the project:
 - i. Water & Sewer (Capital Fund) \$ 20,251

FY 2016 Budget Process
 General Fund (100)
 DeKalb County, Georgia

	FY15 Current	Proposed Change	FY16 Proposed	Change
			8,7600	
Starting Fund Balance (Jan 1st)	25,284,897	17,727,331	43,012,228	
Taxes	208,194,645	(10,181,823)	198,012,822	-4.9%
HOST Sales Taxes	51,575,201	6,090,178	57,665,379	11.8%
Licenses & Permits	4,500	(4,500)	0	-100.0%
Intergovernmental	1,480,002	(88,912)	1,391,090	-6.0%
Charges for Services	43,260,153	8,690,704	51,950,857	20.1%
Fines & Forfeitures	9,009,256	291,094	9,300,350	3.2%
Miscellaneous	2,617,597	1,288,603	3,906,200	49.2%
Other Financing Sources	3,421,435	1,353,994	4,775,429	39.6%
Total Revenue	319,562,789	7,439,338	327,002,127	2.3%
Animal Control (1)	0	4,086,738	4,086,738	#DIV/0!
Board of Commissioners	3,365,687	65,966	3,431,653	2.0%
Budget, Office of Management and	762,870	487,742	1,250,612	63.9%
Chief Executive Officer (4)	1,349,339	(362,085)	987,254	-26.8%
Child Advocate	2,355,103	177,546	2,532,649	7.5%
Citizen Help Center a.k.a. 311	0	157,243	157,243	#DIV/0!
Clerk of Superior Court	7,743,424	(349,148)	7,394,276	-4.5%
Communications (4) (3)	0	1,061,567	1,061,567	#DIV/0!
Community Service Board	1,984,057	0	1,984,057	0.0%
Cooperative Extension	640,910	205,913	846,823	32.1%
Debt (2)	2,704,715	2,453,796	5,158,511	90.7%
DEMA - Dekalb Emerg Mgt Agy (1)	0	270,212	270,212	#DIV/0!
DFACS	1,278,220	0	1,278,220	0.0%
District Attorney	13,807,764	756,380	14,564,144	5.5%
Economic Development	1,372,001	77,999	1,450,000	5.7%
Elections	2,105,610	2,204,921	4,310,531	104.7%
Ethics Board	215,242	0	215,242	0.0%
Executive Assistant	1,378,904	103,477	1,482,381	7.5%
Facilities	17,306,390	40,338	17,346,728	0.2%
Finance	7,853,070	909,151	8,762,221	11.6%
Fire (General Fund) (1)	9,031,360	(156,711)	8,874,649	-1.7%
Geographic Information Systems	2,428,232	78,526	2,506,758	3.2%
Health, Board of	4,155,634	0	4,155,634	0.0%
HOST Contributions	5,500,000	(608,176)	4,891,824	-11.1%
Human Resources	3,959,044	14,320	3,973,364	0.4%
Human Services	4,811,844	133,633	4,945,477	2.8%
Internal Audit	0	1,000,000	1,000,000	#DIV/0!
IT	23,221,604	(710,927)	22,510,677	-3.1%
Juvenile Court	6,874,983	24,436	6,899,419	0.4%
Law (Some exp now in Capital)	5,007,169	(563,540)	4,443,629	-11.3%
Library	14,350,336	849,850	15,200,186	5.9%
Magistrate Court	3,158,077	243,393	3,401,470	7.7%
Medical Examiner	2,455,589	53,300	2,508,889	2.2%

**FY 2016 Budget Process
General Fund (100)
DeKalb County, Georgia**

	FY15 Current	Proposed Change	FY16 Proposed	Change
			8,7600	
Non-Departmental (2)	17,761,825	7,382,807	25,144,632	41.6%
Planning & Development	1,743,767	86,035	1,829,802	4.9%
Police (General Fund) (1) (3)	8,104,637	1,247,746	9,352,383	15.4%
Probate Court	1,630,384	113,925	1,744,309	7.0%
Property Appraisal	4,724,449	694,824	5,419,273	14.7%
Public Defender	8,702,932	364,824	9,067,756	4.2%
Public Works Director (3)	493,341	351,297	844,638	71.2%
Purchasing	3,046,834	191,787	3,238,621	6.3%
Sheriff	79,331,355	1,660,215	80,991,570	2.1%
Solicitor	7,168,342	261,493	7,429,835	3.6%
State Court	14,191,251	1,041,928	15,233,179	7.3%
Superior Court	9,241,027	249,026	9,490,053	2.7%
Tax Commissioner	7,313,935	549,960	7,863,895	7.5%
Total Expenses	314,631,257	26,901,727	341,532,984	8.6%
Ending Fund Balance (Dec 31st)	30,216,429	(1,735,058)	28,481,371	

Months Reserved>>	1.15	1.00
Gain/(Use) of Fund Balance>>>	4,931,532	(14,530,857)
Resolution Revenue Number	344,847,686	370,014,355
Resolution Expenses Number	344,847,686	370,014,355

Note: Ending 2015 fund balance is "budgeted," starting 2016 fund balance is current "projection."

- (1) Animal Control was split from Police. DEMA was split from Fire.
- (2) All debt for General Fund now combined under one department. Formerly Juvenile Court Debt for FY15.
- (3) Part of increase is changing interfund credits previously given. Technically, budget neutral.
- (4) Communications moved out of CEO Budget. Interfunds adjusted as in (3) above.

FY 2016 Budget Process
 Fire Fund (270)
 DeKalb County, Georgia

	2015 Mid-Year	Proposed Change	Proposed 2016 2.5700	Change
Starting Fund Balance (Jan 1st)	2,450,723	(1,393,920)	1,056,803	
Taxes	44,971,724	886,629	45,858,353	2.0%
HOST Sales Taxes	13,087,455	(526,926)	12,560,529	-4.0%
Charges for Services	630,654	44,229	674,883	7.0%
Miscellaneous	33,049	58,523	91,572	177.1%
Total Revenue	58,722,882	462,455	59,185,337	0.8%
Debt (was in Non-Departmental)	0	0	0	#DIV/0!
Fire	50,508,616	2,565,336	53,073,952	5.1%
Non-Departmental	7,303,670	(467,552)	6,836,118	-6.4%
Total Expenses	57,812,286	2,097,784	59,910,070	3.6%
Ending Fund Balance (Dec 31st)	3,361,319		332,070	

Months Reserved>>	0.70	0.07
Gain/(Use) of Fund Balance>>>	910,596	(724,733)
Resolution Revenue Number	61,173,605	60,242,140
Resolution Expenses Number	61,173,605	60,242,140

Note: Ending 2015 fund balance is "budgeted," starting 2016 fund balance is current "projection."

FY 2016 Budget Process
 Designated Fund (271)
 DeKalb County, Georgia

	2015 Mid-Year	Proposed Change	Proposed 2016 2.3000	Change
Starting Fund Balance (Jan 1st)	1,440,572	(1,154,459)	286,113	
Taxes	15,011,268	7,723,137	22,734,405	51.4%
HOST Sales Tax	4,134,303	129,844	4,264,147	3.1%
Anticipated Tucker Revenue	0	3,177,994	3,177,994	#DIV/0!
Charges for Services	624,476	(21,272)	603,204	-3.4%
Miscellaneous	345,914	(79,821)	266,093	-23.1%
Other Finance Sources	15,384,696	(2,199,853)	13,184,843	-14.3%
Total Revenue	35,500,657	8,730,029	44,230,686	24.6%
Debt	0	0	-	#DIV/0!
Non-Departmental	6,437,210	2,967,736	9,404,946	46.1%
Parks	12,065,863	442,831	12,508,694	3.7%
Roads And Drainage (Pub Wrks)	12,371,650	4,232,239	16,603,889	34.2%
Transportation (Public Wrks)	3,213,105	(280,258)	2,932,847	-8.7%
Total Expenses	34,087,828	7,362,548	41,450,376	21.6%
Ending Fund Balance (Dec 31st)	2,853,401		3,066,423	
Months Reserved>>	1.00		0.89	
Gain/(Use) of Fund Balance>>>	1,412,829		2,780,310	
Resolution Revenue Number	36,941,229		44,516,799	
Resolution Expenses Number	36,941,229		44,516,799	

Note: Ending 2015 fund balance is "budgeted," starting 2016 fund balance is current "projection."

FY 2016 Budget Process
 Unincorporated Fund (272)
 DeKalb County, Georgia

2015 Mid-Year Proposed Change Proposed 2016 Change

	2015 Mid-Year	Proposed Change	Proposed 2016	Change
Starting Fund Balance (Jan 1st)	491,509		1,906,524	
Taxes	32,427,944	(4,776,900)	27,651,044	-14.7%
Licenses and Permits	20,300,760	(4,549,962)	15,750,798	-22.4%
Fines and Forfeitures	17,594,547	(7,334,336)	10,260,211	-41.7%
Miscellaneous	0	(4,363)	(4,363)	#DIV/0!
Other Financing Sources	(57,809,865)	16,025,552	(41,784,313)	-27.7%
Total Revenue	12,513,386	(640,009)	11,873,377	-5.1%
Chief Executive Officer (DCTV) (2)	562,462	(562,462)	0	-100.0%
Planning & Sustainability	5,221,292	355,618	5,576,910	6.8%
Recorders Court (1)	2,152,415	(2,152,415)	0	-100.0%
Traffic Court (1)	2,657,969	1,828,308	4,486,277	68.8%
Non-Departmental (less reserves)	1,919,764	619,769	2,539,533	32.3%
Total Expenses	12,513,902	88,818	12,602,720	0.7%
Ending Fund Balance (Dec 31st)	490,993		1,177,181	
Months Reserved>>	0.47		1.12	
Gain/(Use) of Fund Balance>>>	(516)		(729,343)	
Resolution Revenue Number	13,004,895		13,779,901	
Resolution Expenses Number	13,004,895		13,779,901	

(1) Traffic Court replaced Recorders Court July 2015.

FY 2016 Budget Process
Hospital Fund (273)
DeKalb County, Georgia

	2015 Mid-Year	Proposed Change	Proposed 2016	Change
			0.7400	
Starting Fund Balance (Jan 1st)	(559,125)	1,769,744	1,210,619	
Taxes	15,946,333	(1,329,202)	14,617,131	-8.3%
HOST Sales Taxes	4,350,475	431,223	4,781,698	
Total Revenue	20,296,808	(897,979)	19,398,829	-4.4%
Subsidy to Grady Hospital	12,429,986	497,199	12,927,185	4.0%
Grady Bond Payments	6,114,938	1,361,812	7,476,750	22.3%
Total Expenses	18,544,924	1,859,011	20,403,935	10.0%
Ending Fund Balance (Dec 31st)	1,192,759		205,513	
Months Reserved>>	0.77		0.12	
Gain/(Use) of Fund Balance>>>	1,751,884		(1,005,106)	
Resolution Revenue Number	19,737,683		20,609,448	
Resolution Expenses Number	19,737,683		20,609,448	

Note: Ending 2015 fund balance is "budgeted," starting 2016 fund balance is current "projection."

FY 2016 Budget Process
 Police Fund (274)
 DeKalb County, Georgia

2015 Mid-Year Proposed Change Proposed 2016 Change
 5.9500

	2015 Mid-Year	Proposed Change	Proposed 2016	Change
Starting Fund Balance (Jan 1st)	8,891,699		(2,687,608)	
Taxes	48,091,590	12,115,879	60,207,469	25.2%
HOST Sales Tax	16,924,520	(3,484,176)	13,440,344	-20.6%
Licenses and Permits	593,182	(73,182)	520,000	-12.3%
Anticipated Tucker Revenue	0	12,196,663	12,196,663	#DIV/0!
Charges for Services	385,314	(15,611)	369,703	-4.1%
Miscellaneous	87,366	1,634	89,000	1.9%
Other Financing Sources	46,154,090	(12,660,194)	33,493,896	-27.4%
Total Revenue	112,236,062	8,081,013	120,317,075	7.2%
Debt (was in Non-Departmental)	0	0	0	#DIV/0!
Non-Departmental	14,141,270	(1,754,822)	12,386,448	-12.4%
Police	97,292,352	1,823,200	99,115,552	1.9%
Total Expenses	111,433,622	68,378	111,502,000	0.1%
Ending Fund Balance (Dec 31st)	9,694,139		6,127,467	
Months Reserved>>	1.04		0.66	
Gain/(Use) of Fund Balance>>>	802,440		8,815,075	
Resolution Revenue Number	121,127,761		117,629,467	
Resolution Expenses Number	121,127,761		117,629,467	

Note: Ending 2015 fund balance is "budgeted," starting 2016 fund balance is current "projection."

FY 2016 Budget Process
 Countywide Bond Fund (410)
 DeKalb County, Georgia

2015 Mid-Year Proposed Change Proposed 2016 Change
 0.4800

Starting Fund Balance (Jan 1st)	3,827,767		2,799,428	
Taxes	643,911	9,990,234	10,634,145	1551.5%
Total Revenue	643,911	9,990,234	10,634,145	1551.5%
Debt Service	2,328,500	9,297,200	11,625,700	399.3%
Total Expenses	2,328,500	9,297,200	11,625,700	399.3%
Ending Fund Balance (Dec 31st)	2,143,178		1,807,873	
Months Reserved>>	11.04		1.87	
Gain/(Use) of Fund Balance>>>	(1,684,589)		(991,555)	
Resolution Revenue Number	4,471,678		13,433,573	
Resolution Expenses Number	4,471,678		13,433,573	

Note: Ending 2015 fund balance is "budgeted," starting 2016 fund balance is current "projection."

FY 2016 Budget Process
 Unincorporated Debt Svc (411)
 DeKalb County, Georgia

	2015 Mid-Year	Proposed Change	Proposed 2016 0.0100	Change
Starting Fund Balance (Jan 1st)	7,336,113		3,240,436	
Taxes	11,679,580	(9,743,380)	1,936,200	-83.4%
Miscellaneous	10,000,000	(10,000,000)	0	-100.0%
Total Revenue	21,679,580	(19,743,380)	1,936,200	-91.1%
Debt Service	27,540,219	(26,087,544)	1,452,675	-94.7%
Total Expenses	27,540,219	(26,087,544)	1,452,675	-94.7%
Ending Fund Balance (Dec 31st)	1,475,474		3,723,961	
Months Reserved>>	0.64		30.76	
Gain/(Use) of Fund Balance>>>	(5,860,639)		483,525	
Resolution Revenue Number	29,015,693	(19,743,380)	5,176,636	
Resolution Expenses Number	29,015,693	(26,087,544)	5,176,636	

Note: Ending 2015 fund balance is "budgeted," starting 2016 fund balance is current "projection."

FY 2016 Budget Process
 DeKalb County, Georgia
 Airport Fund (551)

2015 Mid-Year Proposed Change Proposed 2016 Change

Starting Fund Balance (Jan 1st)	8,257,413		6,101,901	0.0%
Miscellaneous (Airport)	4,768,750	252,250	5,021,000	5.3%
Total Revenue	4,768,750	252,250	5,021,000	5.3%
Airport	2,919,262	(195,569)	2,723,693	-6.7%
Transfer to Capital Improvements	4,005,000	495,000	4,500,000	12.4%
Total Expenses	6,924,262	299,431	7,223,693	4.3%

Ending Fund Balance (Dec 31st)	6,101,901	3,899,208
---------------------------------------	------------------	------------------

Gain/(Use) of Fund Balance>>>	(2,155,512)	(2,202,693)
-------------------------------	-------------	-------------

Months Reserved>>	10.57	6.48
-------------------	-------	-------------

Resolution Revenue Number	13,026,163	11,122,901
---------------------------	------------	------------

Resolution Expenses Number	13,026,163	11,122,901
----------------------------	------------	------------

Note: Ending 2015 fund balance is "budgeted," starting 2016 fund balance is current "projection."

FY 2016 Budget Process
 DeKalb County, Georgia
 Bldg Auth Debt Svc Fund (412)

2015 Mid-Year Proposed Change Proposed 2016 Change

Starting Fund Balance (Jan 1st)	175,059	1,169,131	1,344,190	
Misc: Rental of Real Estate	2,704,715	(322,211)	2,382,504	-11.9%
Total Revenue	2,704,715	(322,211)	2,382,504	-11.9%
Debt Service	1,550,053	2,176,641	3,726,694	140.4%
Total Expenses	1,550,053	2,176,641	3,726,694	140.4%
Ending Fund Balance (Dec 31st)	1,329,721		0	
Gain/(Use) of Fund Balance>>>	1,154,662		(1,344,190)	
Months Reserved>>	10.29		0.00	
Resolution Revenue Number	2,879,774		3,726,694	
Resolution Expenses Number	2,879,774		3,726,694	

Note: Ending 2015 fund balance is "budgeted," starting 2016 fund balance is current "projection."

FY 2016 Budget Process
 DeKalb County, Georgia
 County Jail Fund (204)

2015 Mid-Year Proposed Change Proposed 2016 Change

Starting Fund Balance (Jan 1st)	0		337,579	
Intergovernmental	110,000	10,000	120,000	9.1%
Fines & Forfeitures	1,057,500	117,500	1,175,000	11.1%
Total Revenue	1,167,500	127,500	1,295,000	10.9%
County Jail	1,149,110	483,469	1,632,579	42.1%
Total Expenses	1,149,110	483,469	1,632,579	42.1%
Ending Fund Balance (Dec 31st)	18,390		0	
Gain/(Use) of Fund Balance>>>	18,390		(337,579)	
Months Reserved>>	0.19		0.00	
Resolution Revenue Number	1,167,500		1,632,579	
Resolution Expenses Number	1,167,500		1,632,579	

Note: Ending 2015 fund balance is "budgeted," starting 2016 fund balance is current "projection."

FY 2016 Budget Process
 DeKalb County, Georgia
 DCTV (PEG) Fund (203)

2015 Mid-Year Proposed Change Proposed 2016 Change

Starting Fund Balance (Jan 1st)	1,733,933		1,623,358	
Investment Income	1,000	500	1,500	50.0%
Miscellaneous (PEG Fund)	80,000	5,000	85,000	6.3%
Total Revenue	81,000	5,500	86,500	6.8%
PEG Fund (Less Reserve)	1,047,428	(1)	1,047,427	0.0%
Total Expenses	1,047,428	(1)	1,047,427	0.0%
Ending Fund Balance (Dec 31st)	767,505		662,431	
Gain/(Use) of Fund Balance>>>	(966,428)		(960,927)	
Months Reserved>>	8.79		7.59	
Resolution Revenue Number	1,814,933		1,709,858	
Resolution Expenses Number	1,814,933		1,709,858	

Note: Ending 2015 fund balance is "budgeted," starting 2016 fund balance is current "projection."

FY 2016 Budget Process
 DeKalb County, Georgia
 Development Fund (201)

2015 Mid-Year Proposed Change Proposed 2016 Change

Starting Fund Balance (Jan 1st)	2,078,234		4,840,423	
Licenses and Permits	6,132,000	(815,000)	5,317,000	-13.3%
Charges for Services	20,000	0	20,000	0.0%
Investment Income	2,500	0	2,500	0.0%
Miscellaneous (Development Fund)	(1,850)	(150)	(2,000)	8.1%
Total Revenue	6,152,650	(815,150)	5,337,500	-13.2%
Plan. & Sustain. (less Reserves)	5,660,999	1,507,337	7,168,336	26.6%
Total Expenses	5,660,999	1,507,337	7,168,336	26.6%
Ending Fund Balance (Dec 31st)	2,569,885		3,009,587	

Gain/(Use) of Fund Balance>>>	491,651	(1,830,836)
Months Reserved>>	5.45	5.04
Resolution Revenue Number	8,230,884	10,177,923
Resolution Expenses Number	8,230,884	10,177,923

Note: Ending 2015 fund balance is "budgeted," starting 2016 fund balance is current "projection."

FY 2016 Budget Process
 DeKalb County, Georgia
 Drug Abuse Tre/Ed Fund (209)

2015 Mid-Year Proposed Change Proposed 2016 Change

Starting Fund Balance (Jan 1st)	219,847		197,849	
Fines & Forfeitures	225,000	0	225,000	#DIV/0!
Investment Income	150	0	150	#DIV/0!
Total Revenue	225,150	0	225,150	#DIV/0!
Drug Abuse Treatment & Educati	444,997	(21,998)	422,999	-1922.9%
Total Expenses	444,997	(21,998)	422,999	-1922.9%
Ending Fund Balance (Dec 31st)	0		0	
Gain/(Use) of Fund Balance>>>	(219,847)		(197,849)	
Months Reserved>>	0.00		0.00	
Resolution Revenue Number	444,997		422,999	
Resolution Expenses Number	444,997		422,999	

Note: Ending 2015 fund balance is "budgeted," starting 2016 fund balance is current "projection."

FY 2016 Budget Process
 DeKalb County, Georgia
 E911 Fund (215)

2015 Mid-Year Proposed Change Proposed 2016 Change

Starting Fund Balance (Jan 1st)	3,027,777		4,982,938	
Investment Income	6,500	(1,000)	5,500	-15.4%
Miscellaneous (911 fees)	9,851,580	(51,580)	9,800,000	-0.5%
Total Revenue	9,858,080	(52,580)	9,805,500	-0.5%
E911	12,885,857	1,902,581	14,788,438	14.8%
Total Expenses	12,885,857	1,902,581	14,788,438	14.8%
Ending Fund Balance (Dec 31st)	0		0	

Gain/(Use) of Fund Balance>>>	(3,027,777)	(4,982,938)
Months Reserved>>	0.00	0.00
Resolution Revenue Number	12,885,857	14,788,438
Resolution Expenses Number	12,885,857	14,788,438

Note: Ending 2015 fund balance is "budgeted," starting 2016 fund balance is current "projection."

FY 2016 Budget Process
 DeKalb County, Georgia
 Foreclosure Reg. Fund (205)

2015 Mid-Year Proposed Change Proposed 2016 Change

Starting Fund Balance (Jan 1st)	677,030		479,782	
Charges for Services	186,500	8,500	195,000	2294.1%
Vacant Property		0		
Total Revenue	186,500	8,500	195,000	2294.1%
Foreclosure Registry	437,001	66,870	503,871	753.5%
Total Expenses	437,001	66,870	503,871	753.5%
Ending Fund Balance (Dec 31st)	426,529		170,911	
Gain/(Use) of Fund Balance>>>	(250,501)		(308,871)	
Months Reserved>>	11.71		4.07	
Resolution Revenue Number	863,530		674,782	
Resolution Expenses Number	863,530		674,782	

Note: Ending 2015 fund balance is "budgeted," starting 2016 fund balance is current "projection."

FY 2016 Budget Process
 DeKalb County, Georgia
 Grant Fund (250)

2015 Mid-Year Proposed Change Proposed 2016 Change

Starting Fund Balance (Jan 1st)	0	0	
Intergovernmental	38,673,252	38,673,252	#####
Total Revenue	0	38,673,252	#####
Grant -in-Aid Programs	38,673,252	38,673,252	#####
Total Expenses	0	38,673,252	#####

Ending Fund Balance (Dec 31st)	0	0
--------------------------------	---	---

Gain/(Use) of Fund Balance>>>	0	0
Months Reserved>> #DIV/0!		0.00
Resolution Revenue Number	0	38,673,252
Resolution Expenses Number	0	38,673,252

Note: Ending 2015 fund balance is "budgeted," starting 2016 fund balance is current "projection."

Note: This fund will be created after books close.

FY 2016 Budget Process
 DeKalb County, Georgia
 Grant Fund (257)

2015 Mid-Year Proposed Change Proposed 2016 Change

Starting Fund Balance (Jan 1st)	0	0
---------------------------------	---	---

Intergovernmental	653,665	653,665	#####
Total Revenue	0	653,665	#####

Justice Assistance Grant Program	653,665	653,665	#####
Total Expenses	0	653,665	#####

Ending Fund Balance (Dec 31st)	0	0
--------------------------------	---	---

Gain/(Use) of Fund Balance>>>	0	0
Months Reserved>> #DIV/0!		0.00
Resolution Revenue Number	0	653,665
Resolution Expenses Number	0	653,665

Note: Ending 2015 fund balance is "budgeted," starting 2016 fund balance is current "projection."

Note: This fund will be created after books close.

FY 2016 Budget Process
 DeKalb County, Georgia
 Hotel/Motel Fund (275)

2015 Mid-Year Proposed Change Proposed 2016 Change

Starting Fund Balance (Jan 1st)	1,867,042		1,867,042	
Taxes	5,000,000	0	5,000,000	0.0%
Total Revenue	5,000,000	0	5,000,000	0.0%
DeKalb Covention & Visitors Bur	2,187,500	816,831	3,004,331	37.3%
Tourism Product Development	937,500	350,070	1,287,570	37.3%
Transfer to Unincorporated Fund	1,875,000	700,141	2,575,141	37.3%
Total Expenses	5,000,000	1,867,042	6,867,042	37.3%
Ending Fund Balance (Dec 31st)	1,867,042		0	

Gain/(Use) of Fund Balance>>>	0	(1,867,042)
Months Reserved>>	4.48	0.00
Resolution Revenue Number	6,867,042	6,867,042
Resolution Expenses Number	6,867,042	6,867,042

Note: Ending 2015 fund balance is "budgeted," starting 2016 fund balance is current "projection."

Note: This budget for FY15 is understated. The BOC approved a \$2.2M increase in November.

FY 2016 Budget Process
 DeKalb County, Georgia
 Juvenile Services Fund (208)

2015 Mid-Year Proposed Change Proposed 2016 Change

Starting Fund Balance (Jan 1st)	115,729		30,383	
Charges for Services	28,001	(2,001)	26,000	-1299.4%
Investment Income	200	(50)	150	-300.0%
Total Revenue	28,201	(2,051)	26,150	-1275.0%
Juvenile Court (Juvenile Services)	143,930	(87,397)	56,533	-64.7%
Total Expenses	143,930	(87,397)	56,533	-64.7%
Ending Fund Balance (Dec 31st)	0		0	

Gain/(Use) of Fund Balance>>>	(115,729)	(30,383)
Months Reserved>>	0.00	0.00
Resolution Revenue Number	143,930	56,533
Resolution Expenses Number	143,930	56,533

Note: Ending 2015 fund balance is "budgeted," starting 2016 fund balance is current "projection."

FY 2016 Budget Process
 DeKalb County, Georgia
 Law Enf. Conf. Mon. Fund (210)

2015 Mid-Year Proposed Change Proposed 2016 Change

	2015 Mid-Year	Proposed Change	Proposed 2016	Change
Starting Fund Balance (Jan 1st)	6,523,948	6,523,948	0	
Intergovernmental	540,304	(540,304)	6,468,237	-100.0%
Total Revenue	540,304	(540,304)	6,468,237	
Police	5,636,399	(213,553)	5,422,846	-3.8%
District Attorney	195,250	35,513	230,763	18.2%
Sheriff	1,232,603	(417,975)	814,628	-33.9%
Total Expenses	7,064,252	(596,015)	6,468,237	-8.4%
Ending Fund Balance (Dec 31st)	0		0	
Gain/(Use) of Fund Balance>>>	(6,523,948)		0	
Months Reserved>>>	0.00		0.00	
Resolution Revenue Number	7,064,252	(540,304)	6,468,237	
Resolution Expenses Number	7,064,252	(596,015)	6,468,237	

Note: Ending 2015 fund balance is "budgeted," starting 2016 fund balance is current "projection."

FY 2016 Budget Process
 DeKalb County, Georgia
 Pub.Saf Jud Ath Debt Fund (413).

2015 Mid-Year Proposed Change Proposed 2016 Change

Starting Fund Balance (Jan 1st)	3,177,963	2,271,503	
Misc: Rental of Real Estate	0	0	0 #DIV/0!
Total Revenue	0	0	0 #DIV/0!
Other Professional Services		13,000	13,000
Lease Purchase of Juv Court Bldg	925,101	682,196	1,607,297 73.7%
Total Expenses	925,101	695,196	1,620,297 75.1%
Ending Fund Balance (Dec 31st)	2,252,862	651,206	

Gain/(Use) of Fund Balance>>>	(925,101)	(1,620,297)
Months Reserved>>	29.22	4.82
Resolution Revenue Number	3,177,963	2,271,503
Resolution Expenses Number	3,177,963	2,271,503

Note: Ending 2015 fund balance is "budgeted," starting 2016 fund balance is current "projection."

FY 2016 Budget Process
 DeKalb County, Georgia
 Recreation Fund (207)

2015 Mid-Year Proposed Change Proposed 2016 Change

Starting Fund Balance (Jan 1st)	(42,349)		29,221	
Charges for Services	880,580	(110,498)	770,082	-12.5%
Total Revenue	880,580	(110,498)	770,082	-12.5%
Recreation Services	838,231	(38,928)	799,303	-4.6%
Total Expenses	838,231	(38,928)	799,303	-4.6%
Ending Fund Balance (Dec 31st)	0		0	
Gain/(Use) of Fund Balance>>>	42,349		(29,221)	
Months Reserved>>	0.00		0.00	
Resolution Revenue Number	838,231		799,303	
Resolution Expenses Number	838,231		799,303	

Note: Ending 2015 fund balance is "budgeted," starting 2016 fund balance is current "projection."

FY 2016 Budget Process
 DeKalb County, Georgia
 Rental Motor Vehicle (280)

2015 Mid-Year Proposed Change Proposed 2016 Change

Starting Fund Balance (Jan 1st)	678,874	(153,918)	524,956
---------------------------------	---------	-----------	---------

Taxes	477,285	27,184	504,469	5.7%
Total Revenue	477,285	27,184	504,469	5.7%

Rental of Porter Sanford Center	708,375	4,250	712,625	0.6%
Total Expenses	708,375	4,250	712,625	0.6%

Ending Fund Balance (Dec 31st)	447,784		316,800
--------------------------------	---------	--	---------

Gain/(Use) of Fund Balance>>>	(231,090)		(208,156)
Months Reserved>>	7.59		5.33
Resolution Revenue Number	1,156,159	27,184	1,029,425
Resolution Expenses Number	1,156,159	4,250	1,029,425

Note: Ending 2015 fund balance is "budgeted," starting 2016 fund balance is current "projection."

FY 2016 Budget Process
 DeKalb County, Georgia
 Risk Management Fund (631)

2015 Mid-Year Proposed Change Proposed 2016 Change

Starting Fund Balance (Jan 1st)	14,444,864	(7,594,083)	6,850,781	
Charges for Services	8,400,000	854,226	9,254,226	10.2%
Payroll Deductions and Matches	95,550,000	1,650,000	97,200,000	1.7%
Total Revenue	103,950,000	854,226	106,454,226	0.8%
Risk Management	118,394,864	(11,745,197)	106,649,667	-9.9%
Total Expenses	118,394,864	(11,745,197)	106,649,667	-9.9%
Ending Fund Balance (Dec 31st)	0		6,655,340	

Gain/(Use) of Fund Balance>>>	(14,444,864)	(195,441)
Months Reserved>>	0.00	0.75
Resolution Revenue Number	118,394,864	113,305,007
Resolution Expenses Number	118,394,864	113,305,007

Note: Ending 2015 fund balance is "budgeted," starting 2016 fund balance is current "projection."

FY 2016 Budget Process
 DeKalb County, Georgia
 Sanitation Fund (541)

2015 Mid-Year Proposed Change Proposed 2016 Change

Starting Fund Balance (Jan 1st)	8,882,972		1,713,957	
Charges for Services	63,682,000	0	63,682,000	0.0%
Miscellaneous	181,000	0	181,000	0.0%
Transfer from Vehicle Fund	0	1,970,000	1,970,000	#DIV/0!
Other Financing Sources	1,052,857	1,094,286	2,147,143	103.9%
Total Revenue	64,915,857	3,064,286	67,980,143	4.7%
Finance	223,722	(22)	223,700	0.0%
Transfer to Sanitation CIP	1,225,177	1,124,823	2,350,000	91.8%
Sanitation (Less Reserves & Tran)	72,349,930	(5,229,530)	67,120,400	-7.2%
Total Expenses	73,798,829	(4,104,729)	69,694,100	-5.6%
Ending Fund Balance (Dec 31st)	0		0	

Gain/(Use) of Fund Balance>>>	(8,882,972)	(1,713,957)
Months Reserved>>	0.00	0.00
Resolution Revenue Number	73,798,829	69,694,100
Resolution Expenses Number	73,798,829	69,694,100

Note: Ending 2014 fund balance is "budgeted," starting 2015 fund balance is current "projection."

FY 2016 Budget Process
 DeKalb County, Georgia
 Speed Humps Maint Fund (212)

2015 Mid-Year Proposed Change Proposed 2016 Change

Starting Fund Balance (Jan 1st)	1,399,729		1,399,729	
Charges for Services	290,000	(15,000)	275,000	-1833.3%
Investment Income	3,000	(2,000)	1,000	-50.0%
Total Revenue	293,000	(17,000)	276,000	-1623.5%
Speed Humps	379,272	6,273	385,545	6146.1%
Total Expenses	379,272	6,273	385,545	6146.1%
Ending Fund Balance (Dec 31st)	1,313,457		1,290,184	

Gain/(Use) of Fund Balance>>>	(86,272)	(109,545)
Months Reserved>>	41.56	40.16
Resolution Revenue Number	1,692,729	1,675,729
Resolution Expenses Number	1,692,729	1,675,729

Note: Ending 2015 fund balance is "budgeted," starting 2016 fund balance is current "projection."

FY 2016 Budget Process
 DeKalb County, Georgia
 Stormwater Ops Fund (581)

2015 Mid-Year Proposed Change Proposed 2016 Change

Starting Fund Balance (Jan. 1st)	14,757,932		15,925,303	
Charges for Services	14,769,000	(1,709,251)	13,059,749	-11.6%
Investment Income	12,000	(1,479)	10,521	-12.3%
Total Revenue	14,781,000	(1,710,730)	13,070,270	-11.6%
Stormwater (Less Rerv & Trans)	23,277,936	(1,025,669)	22,252,267	-4.4%
Total Expenses	23,277,936	(1,025,669)	22,252,267	-4.4%

Ending Fund Balance (Dec 31st)	6,260,996		6,743,306
---------------------------------------	------------------	--	------------------

Gain/(Use) of Fund Balance>>>	(8,496,936)	(9,181,997)
Months Reserved>>	3.23	3.64
Resolution Revenue Number	29,538,932	28,995,573
Resolution Expenses Number	29,538,932	28,995,573

Note: Ending 2015 fund balance is "budgeted," starting 2016 fund balance is current "projection."

FY 2016 Budget Process
 DeKalb County, Georgia
 Street Light Fund (211)

2015 Mid-Year Proposed Change Proposed 2016 Change

Starting Fund Balance (Jan 1st)	2,038,673		1,347,642	
Charges for Services	4,450,000	(100,000)	4,350,000	-2.2%
Investment Income	0	300	300	#DIV/0!
Total Revenue	4,450,000	(99,700)	4,350,300	-2.2%
Street Lights (Less Reserves & Tra	4,898,880	799,062	5,697,942	16.3%
Total Expenses	4,898,880	799,062	5,697,942	16.3%

Ending Fund Balance (Dec 31st)	1,589,793		0
---------------------------------------	------------------	--	----------

Gain/(Use) of Fund Balance>>>	(448,880)	(1,347,642)
Months Reserved>>	3.89	0.00
Resolution Revenue Number	6,488,673	5,697,942
Resolution Expenses Number	6,488,673	5,697,942

Note: Ending 2015 fund balance is "budgeted," starting 2016 fund balance is current "projection."

FY 2016 Budget Process
 DeKalb County, Georgia
 Urban Redev. Agency (414)

2015 Mid-Year Proposed Change Proposed 2016

Starting Fund Balance (Jan 1st)	84,936		(8,033)	Change
Rental of Real Estate	0	571,743	571,743	#DIV/0!
Other Misc Revenue (IRS Subsidy)	748,178	(574,144)	174,034	-76.7%
Total Revenue	748,178	(2,401)	745,777	-0.3%
Debt Service	748,178	(10,434)	737,744	-1.4%
Total Expenses	748,178	(10,434)	737,744	-1.4%

Ending Fund Balance (Dec 31st)	84,936		0
---------------------------------------	---------------	--	----------

Gain/(Use) of Fund Balance>>>	0	8,033
Months Reserved>>	1.36	0.00
Resolution Revenue Number	833,114	737,744
Resolution Expenses Number	833,114	737,744

Note: Ending 2015 fund balance is "budgeted," starting 2016 fund balance is current "projection."

FY 2016 Budget Process
 DeKalb County, Georgia
 Vehicle Maintenance Fund (611)

2015 Mid-Year Proposed Change Proposed 2016 Change

	2015 Mid-Year	Proposed Change	Proposed 2016	Change
Starting Fund Balance (Jan 1st)	130,789	(130,789)	0	
Intergovernmental	245,889	(80,889)	165,000	-32.9%
Charges for Services	30,103,385	1,189,946	31,293,331	4.0%
Miscellaneous	80,000	(30,000)	50,000	-37.5%
Total Revenue	30,429,274	1,079,057	31,508,331	3.5%
Fleet Management	30,560,063	948,268	31,508,331	3.1%
Total Expenses	30,560,063	948,268	31,508,331	3.1%
Ending Fund Balance (Dec 31st)	0		0	
Gain/(Use) of Fund Balance>>>	(130,789)		0	
Months Reserved>>>	0.00		0.00	
Resolution Revenue Number	30,560,063	948,268	31,508,331	
Resolution Expenses Number	30,560,063	948,268	31,508,331	

Note: Ending 2015 fund balance is "budgeted," starting 2016 fund balance is current "projection."

FY 2016 Budget Process
 DeKalb County, Georgia
 Vehicle Replace. Fund (621)

2015 Mid-Year Proposed Change Proposed 2016 Change

	2015 Mid-Year	Proposed Change	Proposed 2016	Change
Starting Fund Balance (Jan 1st)	50,728,126	(18,887,519)	31,840,607	
Charges for Services	25,893,974	(1,765,974)	24,128,000	-6.8%
Investment Income	10,000	10,000	20,000	100.0%
Miscellaneous Income	15,000,000			
Other Financing Sources	900,000	0	900,000	0.0%
Total Revenue	41,803,974	(1,755,974)	25,048,000	-4.2%
Vehicle Replacement	80,841,592	(33,580,092)	47,261,500	-41.5%
Total Expenses	80,841,592	(33,580,092)	47,261,500	-41.5%
Ending Fund Balance (Dec 31st)	11,690,508		9,627,107	
Gain/(Use) of Fund Balance>>>	(39,037,618)		(22,213,500)	
Months Reserved>>	1.74		2.44	
Resolution Revenue Number	92,532,100		56,888,607	
Resolution Expenses Number	92,532,100		56,888,607	

Note: Ending 2015 fund balance is "budgeted," starting 2016 fund balance is current "projection."

FY 2016 Budget Process
 DeKalb County, Georgia
 Victim Assistance Fund (206)

2015 Mid-Year Proposed Change Proposed 2016 Change

Starting Fund Balance (Jan.1st)	49,999		283,347	
Fines & Forfeitures	350,001	149,999	500,000	333.3%
Intergovernmental	450,000	(50,000)	400,000	-800.0%
Total Revenue	800,001	99,999	900,000	900.0%
Victim Assistance	850,000	333,347	1,183,347	355.0%
Total Expenses	850,000	333,347	1,183,347	355.0%
Ending Fund Balance (Dec 31st)	0		0	

Gain/(Use) of Fund Balance>>>	(49,999)	(283,347)
Months Reserved>>	0.00	0.00
Resolution Revenue Number	850,000	1,183,347
Resolution Expenses Number	850,000	1,183,347

Note: Ending 2015 fund balance is "budgeted," starting 2016 fund balance is current "projection."

FY 2016 Budget Process
 DeKalb County, Georgia
 Water & Sewer Op Fund (511)

2015 Mid-Year Proposed Change Proposed 2016 Change

	2015 Mid-Year	Proposed Change	Proposed 2016	Change
Starting Fund Balance (Jan 1st)	50,882,981		49,672,412	
Charges for Services	257,602,240	5,434,092	263,036,332	2.1%
Investment Income	600,054	(600,054)	0	-100.0%
Other Miscellaneous	0	373,082	373,082	#DIV/0!
Transfer from Gen & San Fund	0	429,196	429,196	#DIV/0!
Other Financing Sources	116,315	10,353	126,668	8.9%
Total Revenue	258,318,609	5,646,669	263,965,278	2.2%
Finance	8,334,055	1,569,792	9,903,847	18.8%
Transfer to R&E	106,544,371	(5,817,919)	100,726,452	-5.5%
Transfer to Sinking Fund	51,728,420	1,131,877	52,860,297	2.2%
Watershed (less Resv/Tran)	135,055,051	7,552,350	142,607,401	5.6%
Total Expenses	301,661,897	4,436,100	306,097,997	1.5%
Ending Fund Balance (Dec 31st)	7,539,693		7,539,693	
Gain/(Use) of Fund Balance>>>	(43,343,288)		(42,132,719)	
Months Reserved>>	0.30		0.30	
Resolution Revenue Number	309,201,590		313,637,690	
Resolution Expenses Number	309,201,590		313,637,690	

Note: Ending 2015 fund balance is "budgeted," starting 2016 fund balance is current "projection."

FY 2016 Budget Process
 DeKalb County, Georgia
 W&S Debt Svc Bond Fund (514)

2015 Mid-Year Proposed Change Proposed 2016 Change

Starting Fund Balance (Jan 1st)	14,493,638		14,713,635	
Miscellaneous	541,498	(291,498)	250,000	-53.8%
Other Financing Sources	51,728,420	1,131,877	52,860,297	2.2%
Total Revenue	52,269,918	840,379	53,110,297	1.6%
Debt Service	66,763,556	1,060,376	67,823,932	1.6%
Total Expenses	66,763,556	1,060,376	67,823,932	1.6%
Ending Fund Balance (Dec 31st)	0		0	
Gain/(Use) of Fund Balance>>>	(14,493,638)		(14,713,635)	
Months Reserved>>	0.00		0.00	
Resolution Revenue Number	66,763,556		67,823,932	
Resolution Expenses Number	66,763,556		67,823,932	

Note: Ending 2015 fund balance is "budgeted," starting 2016 fund balance is current "projection."

FY 2016 Budget Process
 DeKalb County, Georgia
 Workers Comp Fund (632)

2015 Mid-Year Proposed Change Proposed 2016 Change

Starting Fund Balance (Jan 1st)	(6,327,365)	5,747,021	(580,344)	
Charges for Services	18,386,466	(11,886,466)	6,500,000	-64.6%
Total Revenue	18,386,466	(11,886,466)	6,500,000	-64.6%
Workers Comp	12,059,101	(6,139,445)	5,919,656	-50.9%
Total Expenses	12,059,101	(6,139,445)	5,919,656	-50.9%
Ending Fund Balance (Dec 31st)	0		0	

Gain/(Use) of Fund Balance>>>	6,327,365	580,344
Months Reserved>>	0.00	0.00
Resolution Revenue Number	12,059,101	5,919,656
Resolution Expenses Number	12,059,101	5,919,656

Note: Ending 2015 fund balance is "budgeted," starting 2016 fund balance is current "projection."

ATTACHMENT B - CAPITAL IMPROVEMENT PLAN - 2/1/2016

DeKalb County, Georgia Capital Improvement Plan

Project No.	Project Description	FY 2016 Recommended	FY 2017	FY 2018	FY 2019	FY 2020
2015-043	Police - Renovation (West Exchange Place)			235,165		
2015-044	Police - Construction (Training Facility)			1,500,000	1,780,000	2,060,000
2015-045	Police - Renovation (East Precinct)			664,835	223,728	600,592
2015-047	Police - Equipment (purchase new patrol cars, Phase III)				896,272	239,408
2015-042	Roads & Drainage - Construction (Road Resurfacing at various locations)	3,991,824	2,000,000	2,000,000	2,000,000	2,000,000
2015-032	Transportation - Construction (sidewalk at Flat Shoals/Henderson/Salem)	400,000				
2015-034	Transportation - Construction (sidewalk at Northlake Area)	300,000				
2015-035	Transportation - Construction (Intersection Panola Road at S. Stone Mountain)		300,000			
2015-036	Transportation - Equipment (Railroad Preemption at E. Ponce and N. Clarendon/Goldsmith)		100,000	500,000		
2015-037	Transportation - Equipment (Traffic Signals at Redan Road and S. Stone Mountain)		300,000			
2015-039	Transportation - Construction (South River Trail Phase V)		400,000			
2015-041	Transportation - Construction (road widening at Turner Hill Road)		1,800,000			
2015-050	Transportation - Construction (Lithonia Industrial Blvd Ext. PH3)	200,000				
HOST		4,891,824	4,900,000	4,900,000	4,900,000	4,900,000
2015-023	Clerk of Superior Court - Software (Case Management System)	537,782	537,782	267,447	270,335	
2015-004	Facilities Management - Equipment (Backflow Preventers Installation)		300,000			
2015-005	Facilities Management - Equipment (Bldg Automation Systems Upgrades)		200,000	400,000		
2015-006	Facilities Management - Equipment Replacement HVAC Units		92,000			
2015-007	Facilities Management - Renovation at Judicial Tower & Clark Harrison Bldg				430,000	
2015-048	Facilities Management - Renovation at Tucker Library	350,000				
2015-057	Human Services - Construction (Tobie Grant Intergenerational Ctr)	900,000	5,386,000			
2015-058	Human Services - Construction (Lithonia Senior Center)	4,000,000				
2015-008	Innovation Technology - Software (Implement Pretrial Services)			See Project No 2015-028		
2015-009	Innovation Technology - Software (PeopleSoft Cloud Migration)		100,000	400,000	2,000,000	500,000
2015-010	Innovation Technology - Software (Tyler Odyssey Jail Management for Sheriff's Office)			76,190	149,764	200,000
2015-011	Innovation Technology - Software (Tyler Odyssey for Probate Court)	560,604				
2015-013	Innovation Technology - Website Redesign	235,000				
2015-014	Innovation Technology - Software and PC Replacement	1,000,000	957,300			
2015-024	Innovation Technology - Software (Tracker & Odyssey Interface for Solicitor)	200,000				

ATTACHMENT B - CAPITAL IMPROVEMENT PLAN - 2/1/2016

DeKalb County, Georgia Capital Improvement Plan

Project No.	Project Description	FY 2016 Recommended	FY 2017	FY 2018	FY 2019	FY 2020
2015-028	Innovation Technology/ Magistrate Court - Software (Case Management System)	256,120				
2015-021	Juvenile Court - Construction (Office Space)					235,800
2015-001	Law - Office move					540,000
2015-059	Library - Construction (Wade Walker Library)	3,000,000				
2015-060	Library - Other (Books/Materials)	600,000	1,000,000			
2015-026	Medical Examiner - Renovation (Security Fencing)	130,000				
2015-027	Medical Examiner - Software (Case Management System)					224,497
2015-016	Property Appraisal - Software (Imagery Project Phase II)			714,271		
2015-018	Sheriff - Renovation/Repair (Facility Maintenance Projects)			985,721	590,085	
2015-019	Sheriff - Equipment (Fire Alarm System Upgrade)	100,000				799,291
2015-022	Superior Court - Renovation (Multi-Purpose Room Re-design)				170,898	179,102
2015-017	Tax Commissioner - Software (Interactive Voice Response System [IVR])			200,000		
General		11,869,506	8,573,082	3,043,629	3,611,082	2,678,690
2015-029	Fire & Rescue - Renovation/Repair at various fire stations				103,728	500,000
2015-030	Fire & Rescue - Renovation (Security Fencing at various fire stations)					150,000
2015-031	Fire & Rescue - Equipment (purchase rapid response units)		750,000			
Fire			750,000		103,728	650,000
2015-046	Police - Equipment (Uniform Officer Body Cameras)		1,000,000			
Police			1,000,000			
2015-033	Transportation - Construction (sidewalks at Glenwood Road)	1,800,000				
2015-038	Transportation - Construction (road improvement at Rockbridge Road)	300,000				
2015-039	Transportation - Construction (South River Trail Phase V)	150,000				
2015-040	Transportation - Construction (sidewalk at S. Stone Mountain Lithonia)	500,000				
2015-051	Transportation - Construction (sidewalks, locations TBD)	450,000				
2015-052	Parks & Recreation - Deferred Maintenance (various locations)	824,894	983,437			
2015-053	Parks & Recreation - Ellenwood	400,000	400,000			
2015-054	Human Services - Lou Walker	100,000	100,000			
2015-055	Facilities Management - Project Management	200,000	300,000			
Designated		4,724,894	1,783,437			

ATTACHMENT B - CAPITAL IMPROVEMENT PLAN - 2/1/2016

DeKalb County, Georgia Capital Improvement Plan

Project No.	Project Description	FY 2016 Recommended	FY 2017	FY 2018	FY 2019	FY 2020
Tax Funds		21,486,224	17,006,519	7,943,629	8,614,810	8,228,690
2015-001-W	Watershed Management - Various	1,345,013				
Water & Sewer		1,345,013				8,228,690
2015-001-S	Sanitation - Construction (Gas extraction wells at Seminole Rd landfill)		1,250,000			
2015-002-S	Sanitation - Renovation (Bldg modification/relocation of staff at Fairlake Drive [Lot S.])			1,200,000		
2015-003-S	Sanitation - Professional Svc. (Environmental Eng. needed at Seminole Rd landfill)	350,000	650,000			
2015-004-S	Sanitation - Professional Svc. (Environmental monitoring svc at Seminole Rd landfill)	500,000	1,000,000			
2015-005-S	Sanitation - Construction (Consolidate trailers at Leroy Scott Dr.)			1,500,000		
2015-006-S	Sanitation - Construction (Ward Lake redevelopment, administrative bldg)	1,500,000		500,000		
Sanitation		2,350,000	2,900,000	3,200,000		
2015-001-A	Airport - Various	4,500,000				
Airport		4,500,000				
2015-001-P	Planning - Software (Hansen)	153,142				
2015-002-P	Planning - Technology (Project Dox)	94,348				
2015-003-P	Planning - Software (Enhancements to Hansen)	1,500,000				
Development Total		1,747,490				
2015-001-F	Fleet Management - Renovation (4203 Clevemont Rd Seminole Site - E)				2,108,068	
Fleet					2,108,068	
2015-TBD	Police - East Precinct	3,000,000				
2015-056	Animal Control - Construction (Animal Shelter)	8,660,000				
Other (COPS)		11,660,000				
Total		43,088,727	19,906,519	11,143,629	10,722,878	16,457,380

ATTACHMENT C - POSITIONS - 2/1/2106

DeKalb County, Georgia - FY16 Authorized Position Change (Full-Time)

Additions- Full-time

Fund	Department	Cost Center # (Current)	Cost Center # (New)	Start Date	Title	Job Code	Count
General	Communications	NA	00610		Open Records Manager	TBD	1
General	District Attorney	NA	03910	3/1/2016	Investigator DA II	7445	1
General	Elections	NA	02920	5/1/2016	Voter Registration IV- Time limited (1 year)		9
General	Elections	NA	02910		Deputy Director	TBD	1
General	Finance	NA	02124	3/1/2016	Records Technician	0225	2
General	Human Resources	NA	01510	3/1/2016	HR Generalist	1035	1
General	Human Resources	NA	01525	3/1/2016	HR Assistant-Training	1160	1
General	Parks	NA	06130		Art Center Coordinator		1
General	Parks	NA	06132		Sports Program Coordinator		1
Development	Planning	NA	05130	3/1/2016	Engineering Review Officer III	5130	1
General	Planning	NA	05170	3/1/2016	GIS Specialist II	2135	1
General	Planning	NA	05170	3/1/2016	Grant Research Specialist	TBD	1
Unincorporated	Planning	NA	05145	3/1/2016	Code Compliance Officers	2375	3
General	Solicitor	NA	03815		Victim Advocate		1
Workers Comp	Workers Comp	NA	01010	4/1/2015	Benefits Specialist	1580	1
							26

Addition (Double Filled)

Fund	Department	Cost Center # (Current)	Cost Center # (New)	Start Date	Title	Job Code	Count
General	District Attorney	03910	NA	Immediate	Investigator DA II	7445	1
General	District Attorney	03910	NA	Immediate	Administrative Aide	7548	1
General	District Attorney	03910	NA	Immediate	Investigative Intake Tech	7560	1
General	District Attorney	03910	NA	Immediate	Paralegal	7580	1
General	District Attorney	03910	NA	Immediate	Attorney III	7602	2
General	District Attorney	03910	NA	Immediate	Attorney IV	7603	1
General	District Attorney	03910	NA	Immediate	Investigative Aide Senior	9450	1
General	District Attorney	03940	NA	Immediate	Secretary Senior Legal	6445	1
General	District Attorney	03940	NA	Immediate	Attorney I	7600	1
General	Public Defender	04510	NA		Attorney I		2

ATTACHMENT C - POSITIONS - 2/1/2106

12

Note: This change will address assigning separate position numbers to employees on payroll greater than one year.

Deletions							
Fund	Department	Cost Center # (Current)	Cost Center # (New)	End Date	Title	Job Code	Count
General	Budget	02210	NA	Immediate	Prin. Mgt Analyst	1515	(2)
General	Ethics	00701	NA	Immediate	Admin Asst II	6460	(1)
General	Ethics	00701	NA	Immediate	Integrity Officer	6752	(1)
General	Ethics	00701	NA	Immediate	Investigative Principle	7415	(1)
General	Planning	05170	NA	Immediate	Housing Program Manager	3000	(1)
							(6)

Transfers							
Fund	Department	Cost Center # (Current)	Cost Center # (New)	Start Date	Title	Job Code	Count
General	Animal Services	04616	04210	3/1/2016	Office Assistant Senior	0060	7
General	Animal Services	04616	04210	3/1/2016	Police Officer, Master	3100	1
General	Animal Services	04616	04210	3/1/2016	Police Sergeant	3110	1
General	Animal Services	04616	04210	3/1/2016	Animal Control Director	3820	1
General	Animal Services	04616	04210	3/1/2016	Animal Control Officer	3835	12
General	Animal Services	04616	04210	3/1/2016	Animal Control Officer, Senior	3840	3
General	Animal Services	04616	04210	3/1/2016	Animal Control Officer, Master	3845	8
General	Animal Services	04616	04210	3/1/2016	Animal Control Supervisor	3850	3
General	Animal Services	04616	04210	3/1/2016	Administrative Assistant II	0175	1
General	Animal Services	04616	04210	3/1/2016	Animal Adoption/Rescue Coordinator	3825	1
General	Communications	00110	00610	3/1/2016	Chief Communications Officer	6650	1
General	Communications	00150	00610	3/1/2016	Cable TV Operations Director	6630	1
General	Communications	00150	00610	3/1/2016	Administrative Assistant II	6460	1
General	Communications	00150	00610	3/1/2016	Audiovisual Production Assistant	6625	3
General	Communications	00150	00610	3/1/2016	Audiovisual Production Coordinator	6628	1
General	Communications	00150	00610	3/1/2016	Public Information Officer	6637	1
General	Communications	00150	00610	3/1/2016	Communications Coordinator	6654	2
General	Citizen Help Ctr	00410	07810	3/1/2016	Call Center Operator	3860	2
General	Citizen Help Ctr	00410	07810	3/1/2016	Call Center Operator	6805	1
Development	Planning	01605	05110	10/26/2015	Special Projects Coord	5854	1

ATTACHMENT C - POSITIONS - 2/1/2106

General	Police	04660	04601	3/1/2016	Administrative Coordinator	0540	1
							53

Note: Several County business units were identified to become stand alone Departments in FY16, this change will increase transparency and ownership of operations.

Reclassifications of Vacant Positions							
Fund	Department	Cost Center # (Current)	Cost Center # (New)	Start Date	Title	Job Code	Count
Water & Sewer	Water & Sewer	08001	NA	1/1/2016	Public Education Specialists		2
Water & Sewer	Water & Sewer	08001	NA	1/1/2016	Communications Coordinator		1
Water & Sewer	Water & Sewer	08035	NA	1/1/2016	Field Customer Rep		1
Water & Sewer	Water & Sewer	08035	NA	1/1/2016	Admin Support		1
Water & Sewer	Water & Sewer	08035	NA	1/1/2016	Knowledge Retention Officer		1
Water & Sewer	Water & Sewer	08035	NA	1/1/2016	Training Coordinator		1
Water & Sewer	Water & Sewer	08035	NA	1/1/2016	Trainer		2
Water & Sewer	Water & Sewer	08035	NA	1/1/2016	Hydraulic Modeler		2
Water & Sewer	Water & Sewer	08035	NA	1/1/2016	Asset Manager		1
Water & Sewer	Water & Sewer	08035	NA	1/1/2016	WAM DBA		1
Water & Sewer	Water & Sewer	08035	NA	1/1/2016	WAM Support Specialist		1
Water & Sewer	Water & Sewer	08035	NA	1/1/2016	Operations Tech		1
Water & Sewer	Water & Sewer	08035	NA	1/1/2016	GIS Developer		1
Water & Sewer	Water & Sewer	08035	NA	1/1/2016	GIS Program Coordinator		1
Water & Sewer	Water & Sewer	08035	NA	1/1/2016	Maintenance Coordinator		3
Water & Sewer	Water & Sewer	08035	NA	1/1/2016	Planner		2
Water & Sewer	Water & Sewer	08035	NA	1/1/2016	GIS Program Coordinator		1
Water & Sewer	Water & Sewer	08035	NA	1/1/2016	Maintenance & Inspection Engineer		1
Water & Sewer	Water & Sewer	08035	NA	1/1/2016	Civil Engineers		2
Water & Sewer	Water & Sewer	08035	NA	1/1/2016	Quality Assurance Inspector		3
Water & Sewer	Water & Sewer	08035	NA	1/1/2016	Technical Writer		2
Water & Sewer	Water & Sewer	08035	NA	1/1/2016	Land Acquisitions Specialist		1
Water & Sewer	Water & Sewer	08035	NA	1/1/2016	Contract Administrative Coordinator		1
Water & Sewer	Water & Sewer	08003	NA	1/1/2016	Supply Coordinator		2
Water & Sewer	Water & Sewer	08003	NA	1/1/2016	Supply Specialist		1
Water & Sewer	Water & Sewer	08003	NA	1/1/2016	Stock Worker		1
Water & Sewer	Water & Sewer	08009	NA	1/1/2016	Engineers		5
Water & Sewer	Water & Sewer	08037	NA	1/1/2016	Assistant Superintendent		1
Water & Sewer	Water & Sewer	08038	NA	1/1/2016	Assistant Superintendent		1
Water & Sewer	Water & Sewer	08040	NA	1/1/2016	Assistant Superintendent		1

ATTACHMENT C - POSITIONS - 2/1/2106

Water & Sewer	Water & Sewer	08035	NA	1/1/2016	Tranining and Career Consultant	1
Water & Sewer	Water & Sewer	08035	NA	1/1/2016	Field Customer Service	1
Water & Sewer	Water & Sewer	08001	NA	1/1/2016	Accountant	1
Water & Sewer	Water & Sewer	08001	NA	1/1/2016	Financial Assistant	1
Water & Sewer	Water & Sewer	08035	NA	1/1/2016	Planner	1
Water & Sewer	Water & Sewer	08035	NA	1/1/2016	Quality Assurance Inspector	2
Water & Sewer	Water & Sewer	08035	NA	1/1/2016	Paralegal	1
Water & Sewer	Water & Sewer	08035	NA	1/1/2016	Inspector	2
Water & Sewer	Water & Sewer	08035	NA	1/1/2016	QA/QC Document Control Specialist	1
Water & Sewer	Water & Sewer	08035	NA	1/1/2016	Relief Operator	1
Water & Sewer	Water & Sewer	08035	NA	1/1/2016	Fleet Admin	1
Water & Sewer	Water & Sewer	08035	NA	1/1/2016	Admin II	1
Water & Sewer	Water & Sewer	88061	NA	1/1/2016	Engineering Principal	2
Water & Sewer	Water & Sewer	88061	NA	1/1/2016	Crew Worker	2

63

ATTACHMENT D - VEHICLES - 2/1/2016

DeKalb County, Georgia - 2016 Vehicle Replacement Schedule

Fund/Department	Category	Cost	Count	Type
Tax Funds				
General Fund (100)				
06900	Cooperative Extension			
	Truck, Van, 12 Passenger	32,500	1	Replacement
	Truck, Van, Cargo, 1 Ton	32,500	1	Replacement
01100	Facilities			
	Automobile, Sport Utility	25,000	1	Replacement
	Truck, C&C, Flatbed	28,500	1	Replacement
	Truck, Pickup, 3/4 Ton	50,000	2	Replacement
	Truck, Van, Cargo, 1 Ton	31,000	1	Replacement
	Truck, Van, Cargo, 3/4 Ton	57,000	2	Replacement
02100	Finance			
	Records	Truck, Van, Cargo, 3/4 Ton	35,000	1 Replacement
	Risk Mgmt	Automobile, Sedan, Administrative	23,500	1 Replacement
	Risk Mgmt	Automobile, Sport Utility	21,000	1 Replacement
04900	Fire (See DEMA)			
	Automobile, Sedan, Police Package	30,500	1	Replacement
	Automobile, Sport Utility	30,500	1	Replacement
	Truck, Pickup, 1 Ton	250,000	1	Replacement
01600	IT			
	Automobile, Sport Utility	69,000	3	Replacement
03400	Juvenile Court			
	Automobile, Sedan, Administrative	25,000	1	Replacement
04300	Medical Examiner			
	Automobile, Sedan, Police Package	25,000	1	Replacement
05100	Planning			
	Automobile, Sport Utility	63,000	3	Replacement
04600	Police (see Animal Control)			
	Automobile, Sedan, Administrative	31,500	1	Replacement
	Truck, Pickup, 3/4 Ton	220,000	4	Replacement
	Truck, Van, 15 Passenger	42,000	1	Replacement
	Truck, Van, Cargo, 3/4 Ton	82,500	2	Replacement
03200	Sheriff			
	Automobile, Police Package, Charger	27,000	1	Replacement
	Automobile, Sedan, Police Package	62,000	2	Replacement
	Automobile, Sport Utility	107,000	3	Replacement
	Bus	540,000	3	Replacement
	Truck, Van, Cargo, 1 Ton	60,000	1	Replacement
03800	Solicitor			
	Automobile, Sedan, Administrative	25,000	1	Replacement
Total General Fund (100) Total Bottom Line:		2,026,000	42	

Fire Fund (270)				
04900	Fire			
	Automobile, Sport Utility	30,500	1	Replacement
	Fire Truck, Misc	850,000	1	Replacement
	Fire Truck, Pumper	590,000	1	Replacement
	Truck, Van, 15 Passenger	35,500	1	Replacement
Fire Fund (270) Total Bottom Line:		1,506,000	4	

ATTACHMENT D - VEHICLES - 2/1/2016

DeKalb County, Georgia - 2016 Vehicle Replacement Schedule

Fund/Department	Category	Cost	Count	Type
Tax Funds				
Designated Fund (271)				
06100	Parks			
	Aerator	6,000	1	Replacement
	Automobile, Sport Utility	76,500	3	Replacement
	Miscellaneous Equipment	10,000	1	Replacement
	Mower	60,000	3	Replacement
	Rake	6,000	1	Replacement
	Trailer	20,000	1	Replacement
	Truck, C&C, 12 Yard Dump	165,000	1	Replacement
	Truck, C&C, 5 Yard Dump, 6 Yard Dump	110,000	1	Replacement
	Truck, C&C, Flatbed	160,000	4	Replacement
	Truck, Crew Cab, 12ft Flat Bed, w/ Air Co	135,000	1	Replacement
	Truck, Pickup, 1 Ton	120,000	3	Replacement
	Truck, Pickup, 1/2 Ton	70,000	2	Replacement
	Truck, Pickup, 3/4 Ton	35,000	1	Replacement
	Truck, Van, 15 Passenger	62,000	2	Replacement
	Truck, Van, Cargo, 1 Ton	31,000	1	Replacement
05700	Roads & Drainage			
	Asphalt Equipment	545,000	1	Replacement
	Automobile, Sedan, Administrative	25,000	1	Replacement
	Automobile, Sport Utility	69,000	3	Replacement
	Mower	145,000	1	Replacement
	Roller	309,500	3	Replacement
	Truck, Bucket Electric	135,000	1	Replacement
	Truck, C&C, 12 Yard Dump	1,155,000	7	Replacement
	Truck, Pickup, 1/2 Ton	175,000	5	Replacement
	Truck, Pickup, 3/4 Ton	76,000	2	Replacement
05400	Transportation			
	Automobile, Sport Utility	75,000	3	Replacement
	Truck, Pickup, 1/2 Ton	25,000	1	Replacement
	Truck, Pickup, 3/4 Ton	27,500	1	Replacement
	Truck, Van, 12 Passenger	32,500	1	Replacement
Designated Fund (271) Total Bottom Line		3,861,000	56	
Unincorporated Fund (272)				
05100	Planning			
	Truck, Pickup, 1/2 Ton	42,000	2	Replacement
Unincorporated Fund (272) Total Bottom Line		42,000	2	
Police Fund (274)				
04600	Police			
	Automobile, Police Package, Charger	31,500	1	Replacement
	Automobile, Sedan, Administrative	409,500	13	Replacement
	Automobile, Sedan, Police Package	1,134,000	36	Replacement
	Automobile, Sport Utility	75,500	2	Replacement
	Truck, Pickup, 1/2 Ton	50,000	2	Replacement
	Truck, Van, 15 Passenger	42,000	1	Replacement
	Truck, Van, Cargo, 3/4 Ton	75,000	1	Replacement
Police Fund (274) Total Bottom Line		1,817,500	56	

ATTACHMENT D - VEHICLES - 2/1/2016

DeKalb County, Georgia - 2016 Vehicle Replacement Schedule

Fund/Department	Category	Cost	Count	Type
Tax Funds				
Tax Funds Grand Total				
Operations		9,252,500	160	
Special Revenue Funds				
Development Fund (201)				
05100	Planning & Development			
	Automobile, Sport Utility	23,000	1	Replacement
	Truck, Pickup, 3/4 Ton	27,500	1	Replacement
Development Fund (201) Total Bottom Line		50,500	2	
Special Revenue Funds Grand Total				
Operations		50,500	2	
Enterprise Funds				
Water & Sewer Operating Fund (511)				
02100	Finance			
	Automobile, Sedan, Administrative	19,500	1	Replacement
	Truck, Pickup, 1/2 Ton	63,000	3	Replacement
	Truck, Van, 8 Passenger	35,000	1	Replacement
08000	Water & Sewer			
	Automobile, Sedan, Administrative	25,000	1	Replacement
	Automobile, Sport Utility	27,500	1	Replacement
	Skidsteer	455,000	2	Replacement
	Tractor, Loader, Back Hoe	383,000	3	Replacement
	Trailer	40,000	2	Replacement
	Truck, Pickup, 1/2 Ton	28,000	1	Addition
	Truck, Pickup, 1/2 Ton	210,000	7	Replacement
	Truck, Pickup, 3/4 Ton	277,000	8	Replacement
	Truck, Van, 12 Passenger	32,500	1	Replacement
	Truck, Van, 8 Passenger	32,500	1	Replacement
	Truck, Van, Cargo, 1 Ton	125,000	4	Replacement
	Truck, Van, Cargo, 3/4 Ton	89,500	3	Replacement
Water & Sewer Operating Fund (511) Total Bottom Line		1,842,500	39	
Sanitation Operating Fund (541)				
08100	Sanitation			
	Compactor, Landfill	400,000	1	Replacement
	Compost Equipment	400,000	1	Replacement
	Mower	327,000	7	Replacement
	Off Road Dumps	2,100,000	3	Replacement
	Tractor, Bush Hog	20,000	1	Replacement
	Tractor, Crawler	350,000	1	Replacement
	Tractor, Dozer	350,000	1	Replacement

ATTACHMENT D - VEHICLES - 2/1/2016

DeKalb County, Georgia - 2016 Vehicle Replacement Schedule

Fund/Department	Category	Cost	Count	Type
Tax Funds				
	Truck, C&C, Lubrication Truck	425,000	1	Replacement
	Truck, Grappler	1,470,000	5	Replacement
	Truck, Pickup, 1/2 Ton	228,000	6	Replacement
	Truck, Refuse, C&C, Front Loader	1,740,000	6	Replacement
	Truck, Refuse, C&C, Rear Loader	6,532,000	24	Replacement
	Truck, Van, 15 Passenger	216,000	4	Replacement
	Truck, W/Roll-off Hoist 30 Ton Capacity	410,000	2	Replacement
Sanitation Operating Fund (541) Total Bottom Line		14,968,000	63	
Airport Operating Fund (551)				
08200	Airport (Operations)			
	Automobile, Sport Utility	27,500	1	Replacement
	Truck, Pickup, 1/2 Ton	38,000	1	Replacement
	Truck, Pickup, 3/4 Ton	38,000	1	Replacement
Airport Operating Fund (551) Total Bottom Line		103,500	3	
Stormwater Operating Fund (581)				
06700	Stormwater (Operations)			
	Truck, C&C, 12 Yard Dump	330,000	2	Replacement
	Truck, Pickup, 1/2 Ton	140,000	4	Replacement
Stormwater Operating Fund (581) Total Bottom Line		470,000	6	
Enterprise Funds Grand Total				
Operations		17,384,000	111	
Internal Services Fund				
Vehicle Maintenance Fund (611)				
01200	Fleet			
	Truck, Pickup, 1/2 Ton	175,000	5	Replacement
	Truck, Van, Cargo, 3/4 Ton	28,500	1	Replacement
Vehicle Maintenance Fund (611) Total Bottom Line		203,500	6	
Internal Services Funds Grand Total				
Operations		203,500	6	
All Funds Grand Total				
		26,890,500	279	