

DeKalb County, GA



	DeKalb
Acres	173,313
Square Miles	270.8
Density Per Sq. Mile	2,555
Total Population	691,893

Based on 2010 Census

RACE AND ETHNICITY

	DeKalb
Non-Hispanic White	203,395 29.40%
Non-Hispanic Black	370,963 53.62%
Hispanic	67,824 9.80%
Non-Hispanic Asian	35,173 5.08%
Non-Hispanic American Indian	1,239 0.18%
Non-Hispanic Hawaiian	245 0.04%
Non-Hispanic Other	1,644 0.24%
Non-Hispanic 2 or more Races	11,410 1.65%

Based on 2010 Census & ACS Estimate

HOUSEHOLDS

	DeKalb
Total Households	271,809
Family households	161,453 59.40%
Nonfamily Households	110,356 40.60%
Average HH Size	2.5

Based on 2010 ACS Estimate

HOUSING UNITS

		DeKalb
Total Housing Units		304,968
Total Occupied Housing Units	#	271,809
	as % of Total Units	89.1%
Total Owner-Occupied Housing Units	#	154,647
	as % of Tot Occupied Units	56.9%
Total Owner-Occupied Housing Units with Mortgage	#	128,353
	as % of Tot Owner. Occupied Units	83.0%
Total Owner-Occupied Housing Units Free of Mortgage	#	26,294
	as % of Tot Owner. Occupied Units	17.0%
Total Renter-Occupied Housing Units	#	117,162
	as % of Tot Occupied Units	43.1%
Total Vacant Housing Units	#	33,159
	as % of Total Units	10.9%
Median Value*		\$185,850
Median Rent*		\$955

Based on 2010 Census

AGE AND SEX

	DeKalb
Tot Pop	691,893
Male	331,355
	47.9%
Fem	360,538
	52.1%
Age under 1	10,428
	1.5%
Age 1-5	49,240
	7.1%
Age 6-9	36,029
	5.2%
Age 10-13	34,431
	5.0%
Age 14-17	35,008
	5.1%
Age 18-24	69,700
	10.1%
Age 25-49	276,028
	39.9%
Age 50-64	118,801
	17.2%
Age 64 & +	62,228
	9.0%

Based on 2010 Census

CITIZENSHIP

	DeKalb
Citizens born In U.S.	565,842
	82.60%
Citizens Born Abroad	7,889
	1.20%
Naturalized Citizens	35,358
	5.20%
Not Citizens	76,282
	11.10%

Based on 2010 ACS Estimate

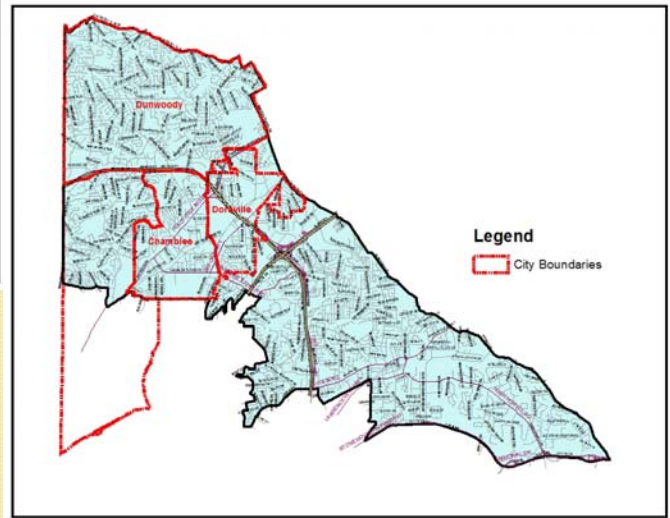
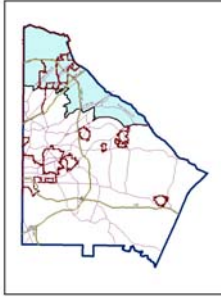
INCOME AND POVERTY

	DeKalb
Median Household Income*	\$52,759
Persons Below Poverty Line	107,715
	16.1%

Based on 2010 ACS Estimate

Commission District 1

1



	District	DeKalb	% Share
Acres	30,629	173,313	17.67%
Square Miles	47.86	270.8	17.67%
Density Per Sq. Mile	2,713	2,555	
Total Population	129,821	691,893	18.76%

Based on 2010 Census

HOUSING UNITS

		District	DeKalb	% Share
Total Housing Units		58,084	304,968	19.0%
Total Occupied Housing Units	#	53,174	271,809	19.6%
	as % of Total Units	91.5%	89.1%	
Total Owner-Occupied Housing Units	#	29,252	154,647	18.9%
	as % of Tot Occupied Units	55.0%	56.9%	
Total Owner-Occupied Housing Units with Mortgage	#	21,989	128,353	17.1%
	as % of Tot Owner-Occupied Units	75.2%	83.0%	
Total Owner-Occupied Housing Units Free of Mortgage	#	7,263	26,294	27.6%
	as % of Tot Owner-Occupied Units	30.4%	17.0%	
Total Renter-Occupied Housing Units	#	23,922	117,162	20.4%
	as % of Tot Occupied Units	45.0%	43.1%	
Total Vacant Housing Units	#	4,910	33,159	14.8%
	as % of Total Units	8.5%	10.9%	
Median Value*		\$279,900	\$185,850	
Median Rent*		\$1,041	\$955	

Based on 2010 Census & ACS Estimate

HOUSEHOLDS

	District	DeKalb	% Share
Total Households	53,174	271,809	19.60%
Family households	31,511	161,453	19.50%
	59.30%	59.40%	
Nonfamily Households	21,663	110,356	19.60%
	40.70%	40.60%	
Average HH Size	2.4	2.5	

Based on 2010 ACS Estimate

RACE AND ETHNICITY

	District	DeKalb	% Share
Non-Hispanic White	67,215	203,395	33.05%
	51.78%	29.40%	
Non-Hispanic Black	20,606	370,963	5.55%
	15.87%	53.62%	
Hispanic	26,109	67,824	38.50%
	20.11%	9.80%	
Non-Hispanic Asian	13,057	35,173	37.12%
	10.06%	5.08%	
Non-Hispanic American Indian	228	1,239	18.40%
	0.18%	0.18%	
Non-Hispanic Hawaiian	64	245	26.12%
	0.05%	0.04%	
Non-Hispanic Other	355	1,644	21.59%
	0.27%	0.24%	
Non-Hispanic 2 or more Races	2,187	11,410	19.17%
	1.68%	1.65%	

Based on 2010 Census

*NB. Median Income, Median Housing Values and Median Rents are determined using Census Tract Distribution Table - Data from 2010 ACS Estimate.

AGE AND SEX

	District	DeKalb
Tot Pop	129,821	691,893
Male	64,689	331,355
	49.8%	47.9%
Fem	65,132	360,538
	50.2%	52.1%
Age under 1	2,067	10,428
	1.6%	1.5%
Age 1-5	9,553	49,240
	7.4%	7.1%
Age 6-9	6,779	36,029
	5.2%	5.2%
Age 10-13	5,630	34,431
	4.3%	5.0%
Age 14-17	5,115	35,008
	3.9%	5.1%
Age 18-24	10,470	69,700
	8.1%	10.1%
Age 25-49	53,625	276,028
	41.3%	39.9%
Age 50-64	21,107	118,801
	16.3%	17.2%
Age 64 & +	15,475	62,228
	11.9%	9.0%

Based on 2010 Census

CITIZENSHIP

	District	DeKalb	% Share
Citizens born In U.S.	91,284	565,842	16.10%
	72.20%	82.60%	
Citizens Born Abroad	1,864	7,889	23.60%
	1.50%	1.20%	
Naturalized Citizens	8,662	35,358	24.50%
	6.80%	5.20%	
Not Citizens	24,703	76,282	32.40%
	19.50%	11.10%	

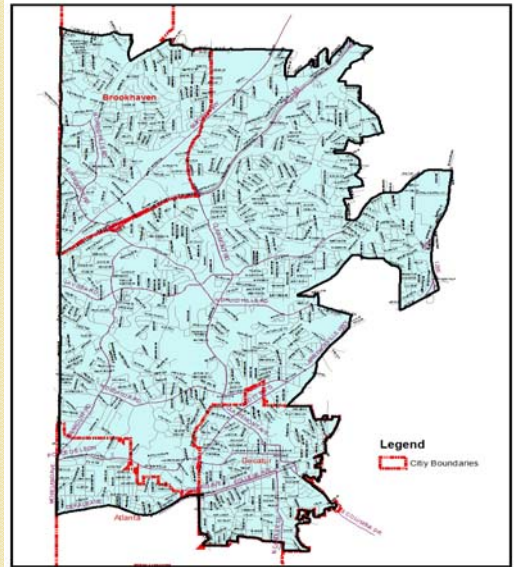
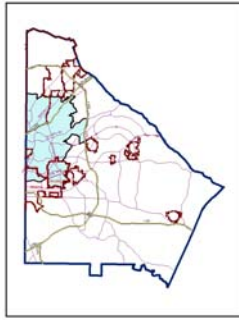
Based on 2010 ACS Estimate

INCOME AND POVERTY

	District	DeKalb	% Share
Median Household Income*	\$61,357	\$52,759	
Persons Below Poverty Line	14,742	107,715	13.7%
	11.7%	16.1%	

Based on 2010 ACS Estimate

Commission District 2



	District	DeKalb	% Share
Acres	23,427	173,313	13.52%
Square Miles	36.6	270.8	13.52%
Density Per Sq. Mile	3,983	2,555	
Total Population	145,785	691,893	21.07%

Based on 2010 Census

HOUSING UNITS

		District	DeKalb	% Share
Total Housing Units		68,221	304,968	22.4%
Total Occupied Housing Units	#	62,451	271,809	23.0%
	as % of Total Units	91.5%	89.1%	
Total Owner-Occupied Housing Units	#	31,226	154,647	20.2%
	as % of Tot Occupied Units	50.0%	56.9%	
Total Owner-Occupied Housing Units with Mortgage	#	24,215	128,353	18.9%
	as % of Tot Owner-Occupied Units	77.5%	83.0%	
Total Owner-Occupied Housing Units Free of Mortgage	#	7,011	26,294	26.7%
	as % of Tot Owner-Occupied Units	22.5%	17.0%	
Total Renter-Occupied Housing Units	#	31,225	117,162	26.7%
	as % of Tot Occupied Units	50.0%	43.1%	
Total Vacant Housing Units	#	5,770	33,159	17.4%
	as % of Total Units	8.5%	10.9%	
Median Value*		\$340,150	\$185,850	
Median Rent*		\$954	\$955	

Based on 2010 Census & ACS Estimate

RACE AND ETHNICITY

	District	DeKalb	% Share
Non-Hispanic White	87,235	203,395	42.89%
	59.84%	29.40%	
Non-Hispanic Black	17,034	370,963	4.59%
	11.68%	53.62%	
Hispanic	28,801	67,824	42.46%
	19.76%	9.80%	
Non-Hispanic Asian	9,618	35,173	27.34%
	6.60%	5.08%	
Non-Hispanic American Indian	250	1,239	20.18%
	0.17%	0.18%	
Non-Hispanic Hawaiian	53	245	21.63%
	0.04%	0.04%	
Non-Hispanic Other	344	1,644	20.92%
	0.24%	0.24%	
Non-Hispanic 2 or more Races	2,450	11,410	21.47%
	1.68%	1.65%	

Based on 2010 Census

*NB. Median Income, Median Housing Values and Median Rents are determined using Census Tract Distribution Table - Data from 2010 ACS Estimate.

AGE AND SEX

	District	DeKalb
Tot Pop	145,785	691,893
Male	73,175	331,355
	50.2%	47.9%
Fem	72,610	360,538
	49.8%	52.1%
Age under 1	2,314	10,428
	1.6%	1.5%
Age 1-5	10,022	49,240
	6.9%	7.1%
Age 6-9	6,233	36,029
	4.3%	5.2%
Age 10-13	4,690	34,431
	3.2%	5.0%
Age 14-17	4,305	35,008
	3.0%	5.1%
Age 18-24	18,919	69,700
	13.0%	10.1%
Age 25-49	63,933	276,028
	43.9%	39.9%
Age 50-64	21,852	118,801
	15.0%	17.2%
Age 64 & +	13,517	62,228
	9.3%	9.0%

Based on 2010 Census

HOUSEHOLDS

	District	DeKalb	% Share
Total Households	62,451	271,809	23.0%
Family households	29,603	161,453	18.3%
	47.4%	59.4%	
Nonfamily Households	32,848	110,356	29.8%
	52.6%	40.6%	
Average HH Size	2.2	2.5	

Based on 2010 ACS Estimate

CITIZENSHIP

	District	DeKalb	% Share
Citizens born In U.S.	106,225	565,842	18.77%
	75.3%	82.6%	
Citizens Born Abroad	2,210	7,889	28.01%
	1.6%	1.2%	
Naturalized Citizens	6,612	35,358	18.70%
	4.7%	5.2%	
Not Citizens	25,929	76,282	33.99%
	18.4%	11.1%	

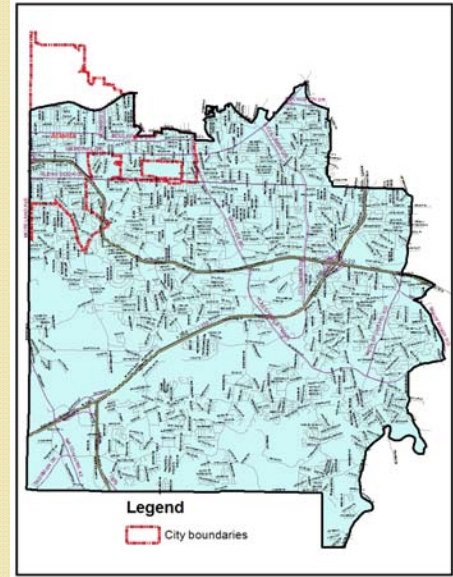
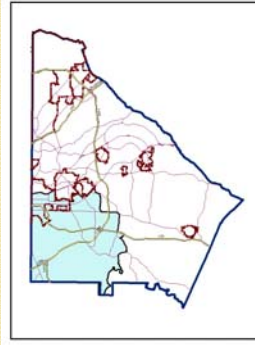
Based on 2010 ACS Estimate

INCOME AND POVERTY

	District	DeKalb	% Share
Median Household Income*	\$63,830	\$52,759	
Persons Below Poverty Line	19,913	107,715	18.5%
	14.9%	16.1%	

Based on 2010 ACS Estimate

Commission District 3



	District	DeKalb	% Share
Acres	33,390	173,313	19.27%
Square Miles	52.17	270.8	19.27%
Density Per Sq. Mile	2,377	2,555	
Total Population	124,006	691,893	17.92%

Based on 2010 Census

HOUSING UNITS

	District	DeKalb	% Share
Total Housing Units	54,941	304,968	18.0%
Total Occupied Housing Units	#	47,340	271,809
	as % of Total Units	86.2%	89.1%
Total Owner-Occupied Housing Units	#	30,487	154,647
	as % of Tot Occupied Units	64.4%	56.9%
Total Owner-Occupied Housing Units with Mortgage	#	25,517	128,353
	as % of Tot Owner-Occupied Units	83.7%	83.0%
Total Owner-Occupied Housing Units Free of Mortgage	#	4,970	26,294
	as % of Tot Owner-Occupied Units	29.5%	17.0%
Total Renter-Occupied Housing Units	#	16,853	117,162
	as % of Tot Occupied Units	35.6%	43.1%
Total Vacant Housing Units	#	7,601	33,159
	as % of Total Units	13.8%	10.9%
Median Value*	\$149,600	\$185,850	
Median Rent*	\$905	\$955	

Based on 2010 Census & ACS Estimate

HOUSEHOLDS

	District	DeKalb	% Share
Total Households	47,340	271,809	17.4%
Family households	29,800	161,453	18.5%
	62.9%	59.4%	
Nonfamily Households	17,540	110,356	15.9%
	37.1%	40.6%	
Average HH Size	2.6	2.5	

Based on 2010 ACS Estimate

RACE AND ETHNICITY

	District	DeKalb	% Share
Non-Hispanic White	14,250	203,395	7.01%
	11.49%	29.40%	
Non-Hispanic Black	104,625	370,963	28.20%
	84.37%	53.62%	
Hispanic	2,492	67,824	3.67%
	2.01%	9.80%	
Non-Hispanic Asian	634	35,173	1.80%
	0.51%	5.08%	
Non-Hispanic American Indian	201	1,239	16.22%
	0.16%	0.18%	
Non-Hispanic Hawaiian	23	245	9.39%
	0.02%	0.04%	
Non-Hispanic Other	167	1,644	10.16%
	0.13%	0.24%	
Non-Hispanic 2 or more Races	1,614	11,410	14.15%
	1.30%	1.65%	

Based on 2010 Census

*NB. Median Income, Median Housing Values and Median Rents are determined using Census Tract Distribution Table - Data from 2010 ACS Estimate.

AGE AND SEX

	District	DeKalb
Tot Pop	124,006	691,893
Male	57,451	331,355
	46.3%	47.9%
Fem	66,555	360,538
	53.7%	52.1%
Age under 1	1,819	10,428
	1.5%	1.5%
Age 1-5	8,180	49,240
	6.6%	7.1%
Age 6-9	6,099	36,029
	4.9%	5.2%
Age 10-13	6,427	34,431
	5.2%	5.0%
Age 14-17	6,958	35,008
	5.6%	5.1%
Age 18-24	11,244	69,700
	9.1%	10.1%
Age 25-49	46,563	276,028
	37.5%	39.9%
Age 50-64	24,177	118,801
	19.5%	17.2%
Age 64 & +	12,539	62,228
	10.1%	9.0%

Based on 2010 Census

CITIZENSHIP

	District	DeKalb	% Share
Citizens born in U.S.	120,634	565,842	21.32%
	95.1%	82.6%	
Citizens Born Abroad	920	7,889	11.66%
	0.7%	1.2%	
Naturalized Citizens	2,888	35,358	8.17%
	2.3%	5.2%	
Not Citizens	2,464	76,282	3.23%
	1.9%	11.1%	

Based on 2010 ACS Estimate

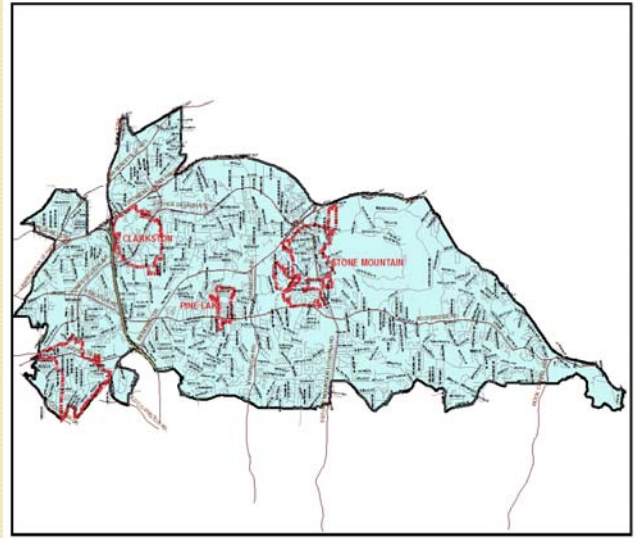
INCOME AND POVERTY

	District	DeKalb	% Share
Median Household Income*	\$42,595	\$52,759	
Persons Below Poverty Line	22,648	107,715	21.0%
	18.3%	16.1%	

Based on 2010 ACS Estimate

Commission District 4

4



	District	DeKalb	% Share
Acres	32601.5	173,313	18.81%
Square Miles	50.9	270.8	18.81%
Density Per Sq. Mile	2,920	2,555	
Total Population	148,723	691,893	21.50%

Based on 2010 Census

HOUSING UNITS

	District	DeKalb	% Share
Total Housing Units	63,312	304,968	20.8%
Total Occupied Housing Units	#	55,775	271,809
	as % of Total Units	88.1%	89.1%
Total Owner-Occupied Housing Units	#	30,748	154,647
	as % of Tot Occupied Units	55.1%	56.9%
Total Owner-Occupied Housing Units with Mortgage	#	26,298	128,353
	as % of Tot Owner-Occupied Units	85.5%	83.0%
Total Owner-Occupied Housing Units Free of Mortgage	#	4,450	26,294
	as % of Tot Owner-Occupied Units	17.8%	17.0%
Total Renter-Occupied Housing Units	#	25,027	117,162
	as % of Tot Occupied Units	44.9%	43.1%
Total Vacant Housing Units	#	7,537	33,159
	as % of Total Units	11.9%	10.9%
Median Value*	\$163,400	\$185,850	
Median Rent*	\$888	\$955	

Based on 2010 Census & ACS Estimate

RACE AND ETHNICITY

	District	DeKalb	% Share
Non-Hispanic White	29,756	203,395	14.63%
	20.01%	29.40%	
Non-Hispanic Black	97,313	370,963	26.23%
	65.43%	53.62%	
Hispanic	6,553	67,824	9.66%
	4.41%	9.80%	
Non-Hispanic Asian	11,026	35,173	31.35%
	7.41%	5.08%	
Non-Hispanic American Indian	316	1,239	25.50%
	0.21%	0.18%	
Non-Hispanic Hawaiian	66	245	26.94%
	0.04%	0.04%	
Non-Hispanic Other	507	1,644	30.84%
	0.34%	0.24%	
Non-Hispanic 2 or more Races	3,186	11,410	27.92%
	2.14%	1.65%	

Based on 2010 Census

AGE AND SEX

	District	DeKalb
Tot Pop	148,723	691,893
Male	71,274	331,355
	47.9%	47.9%
Fem	77,449	360,538
	52.1%	52.1%
Age under 1	2,365	10,428
	1.6%	1.5%
Age 1-5	11,134	49,240
	7.5%	7.1%
Age 6-9	8,123	36,029
	5.5%	5.2%
Age 10-13	8,189	34,431
	5.5%	5.0%
Age 14-17	8,454	35,008
	5.7%	5.1%
Age 18-24	14,875	69,700
	10.0%	10.1%
Age 25-49	58,478	276,028
	39.3%	39.9%
Age 50-64	25,562	118,801
	17.2%	17.2%
Age 64 & +	11,543	62,228
	7.8%	9.0%

Based on 2010 Census

*NB. Median Income, Median Housing Values and Median Rents are determined using Census Tract Distribution Table - Data from 2010 ACS Estimate.

HOUSEHOLDS

	District	DeKalb	% Share
Total Households	55,775	271,809	20.5%
Family households	34,767	161,453	21.5%
	62.3%	59.4%	
Nonfamily Households	21,008	110,356	19.0%
	37.7%	40.6%	
Average HH Size	2.6	2.5	

Based on 2010 ACS Estimate

CITIZENSHIP

	District	DeKalb	% Share
Citizens born In U.S.	120,006	565,842	21.21%
	80.2%	82.6%	
Citizens Born Abroad	1,646	7,889	20.86%
	1.1%	1.2%	
Naturalized Citizens	10,896	35,358	30.82%
	7.3%	5.2%	
Not Citizens	17,054	76,282	22.36%
	11.4%	11.1%	

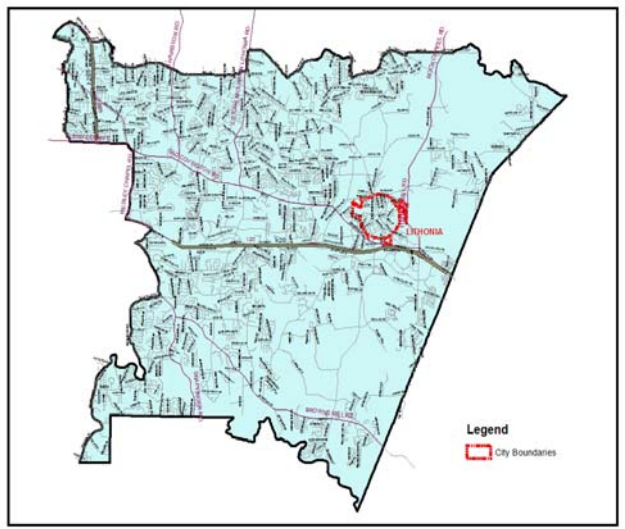
Based on 2010 ACS Estimate

INCOME AND POVERTY

	District	DeKalb	% Share
Median Household Income*	\$48,782	\$52,759	
Persons Below Poverty Line	26,554	107,715	24.7%
	18.2%	16.1%	

Based on 2010 ACS Estimate

Commission District 5



	District	DeKalb	% Share
Acres	53,266	173,313	30.73%
Square Miles	83.23	270.8	30.73%
Density Per Sq. Mile	1,725	2,555	
Total Population	143,558	691,893	20.75%

Based on 2010 Census

HOUSING UNITS

		District	DeKalb	% Share
Total Housing Units		60,410	304,968	19.8%
Total Occupied Housing Units	#	53,069	271,809	19.5%
	as % of Total Units	87.8%	89.1%	
Total Owner-Occupied Housing Units	#	32,934	154,647	21.3%
	as % of Tot Occupied Units	62.1%	56.9%	
Total Owner-Occupied Housing Units with Mortgage	#	30,334	128,353	23.6%
	as % of Tot Owner-Occupied Units	92.1%	83.0%	
Total Owner-Occupied Housing Units Free of Mortgage	#	2,600	26,294	9.9%
	as % of Tot Owner-Occupied Units	12.9%	17.0%	
Total Renter-Occupied Housing Units	#	20,135	117,162	17.2%
	as % of Tot Occupied Units	37.9%	43.1%	
Total Vacant Housing Units	#	7,341	33,159	22.1%
	as % of Total Units	12.2%	10.9%	
Median Value*		\$148,000	\$185,850	
Median Rent*		\$1,017	\$955	

Based on 2010 Census & ACS Estimate

HOUSEHOLDS

	District	DeKalb	% Share
Total Households	53,069	271,809	19.5%
Family households	35,772	161,453	22.2%
	67.4%	59.4%	
Nonfamily Households	17,297	110,356	15.7%
	32.6%	40.6%	
Average HH Size	2.7	2.5	

Based on 2010 ACS Estimate

RACE AND ETHNICITY

	District	DeKalb	% Share
Non-Hispanic White	4,939	203,395	2.43%
	3.44%	29.40%	
Non-Hispanic Black	131,385	370,963	35.42%
	91.52%	53.62%	
Hispanic	3,869	67,824	5.70%
	2.70%	9.80%	
Non-Hispanic Asian	838	35,173	2.38%
	0.58%	5.08%	
Non-Hispanic American Indian	244	1,239	19.69%
	0.17%	0.18%	
Non-Hispanic Hawaiian	39	245	15.92%
	0.03%	0.04%	
Non-Hispanic Other	271	1,644	16.48%
	0.19%	0.24%	
Non-Hispanic 2 or more Races	1,973	11,410	17.29%
	1.37%	1.65%	

Based on 2010 Census

*NB. Median Income, Median Housing Values and Median Rents are determined using Census Tract Distribution Table - Data from 2010 ACS Estimate.

AGE AND SEX

	District	DeKalb
Tot Pop	143,558	691,893
Male	64,766	331,355
	45.1%	47.9%
Fem	78,792	360,538
	54.9%	52.1%
Age under 1	1,863	10,428
	1.3%	1.5%
Age 1-5	10,351	49,240
	7.2%	7.1%
Age 6-9	8,795	36,029
	6.1%	5.2%
Age 10-13	9,495	34,431
	6.6%	5.0%
Age 14-17	10,176	35,008
	7.1%	5.1%
Age 18-24	14,192	69,700
	9.9%	10.1%
Age 25-49	53,429	276,028
	37.2%	39.9%
Age 50-64	26,103	118,801
	18.2%	17.2%
Age 64 & +	9,154	62,228
	6.4%	9.0%

Based on 2010 Census

CITIZENSHIP

	District	DeKalb	% Share
Citizens born In U.S.	127,693	565,842	22.57%
	90.3%	82.6%	
Citizens Born Abroad	1,249	7,889	15.83%
	0.9%	1.2%	
Naturalized Citizens	6,300	35,358	17.82%
	4.5%	5.2%	
Not Citizens	6,132	76,282	8.04%
	4.3%	11.1%	

Based on 2010 ACS Estimate

INCOME AND POVERTY

	District	DeKalb	% Share
Median Household Income*	\$48,432	\$52,759	
Persons Below Poverty Line	23,858	107,715	22.1%
	17.0%	16.1%	

Based on 2010 ACS Estimate