



How to bookmark CV360 in Google Chrome

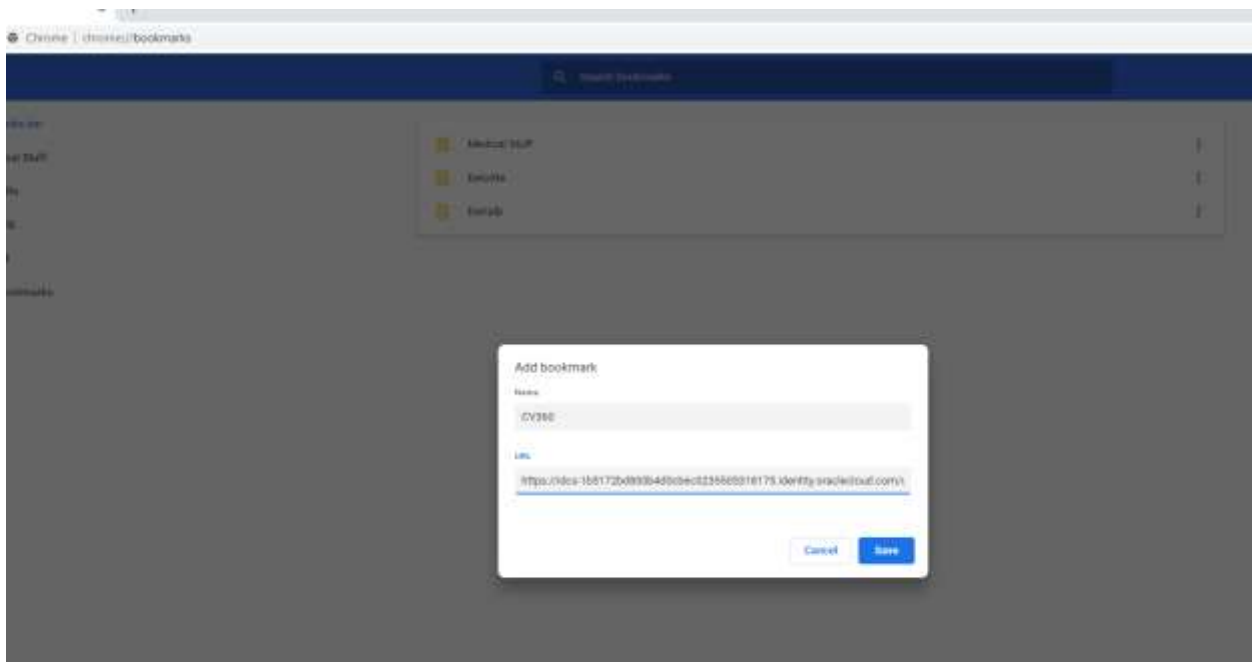
1. Open a chrome browser
2. Click on the 3 dots at top right corner of the browser and choose bookmark and then bookmark manager



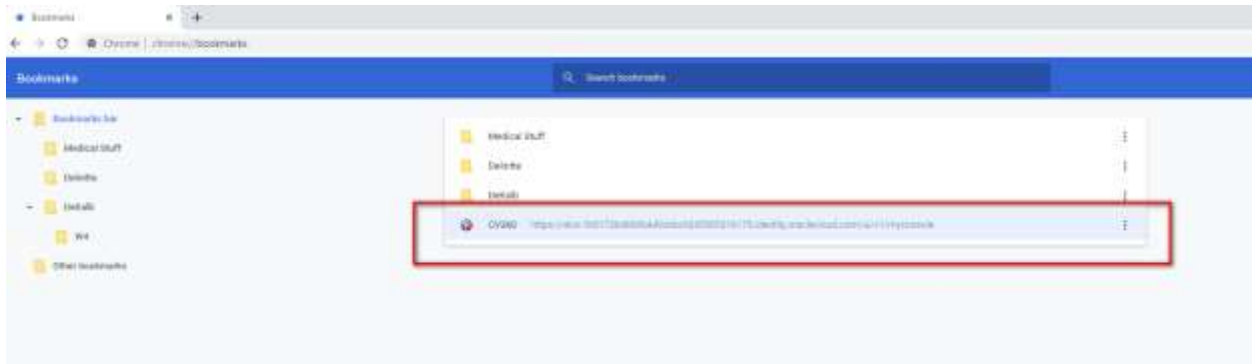
3. Click on the 3 dots at the top right corner and then click Add new bookmark.



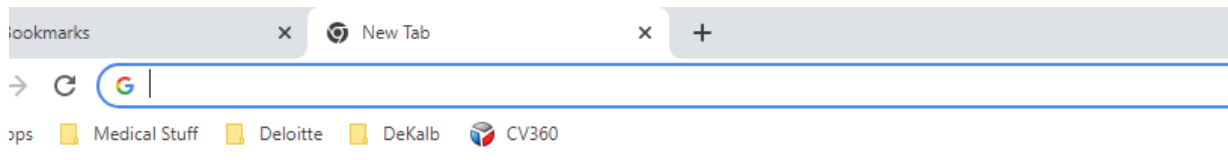
4. Enter a name and copy this link to the URL
<https://idcs-1b5172bd800b4d0cb6c0235505318175.identity.oraclecloud.com/ui/v1/myconsole>
Once done, click Save



5. The new bookmark is now available on your list




6. When you open a new browser or a new tab, your new book for CV360 is now available.



7. Click on the new bookmark to check

idcs-1b5172bd800b4d0cb5c0235505318175.identity.oraclecloud.com/ui/v1/signin



DeKalbCounty
Oracle Cloud Account Sign In

User Name


Password

Sign In

Need help signing in? [Click here.](#)

[Cookie Preferences](#)

Or sign in with

 DeKalb CV360