



DEKALB COUNTY SPLOST
MONTHLY PROGRESS REPORT
PERIOD ENDING AUGUST 31, 2023

TABLE OF CONTENTS

PROGRAM STATUS	3
Description	
Program Status	
Revenue and Cash Flow	
Budget and Cost - Program Elements	
PROGRAM MANAGEMENT	14
County District Status	
District 1	20
District 2	21
District 3	22
District 4	24
District 5	25
District 6	26
District 7	28
ACTIVE PROJECTS	
3E.2 Gresham Park Resurfacing - Athletic Fields	30
1A.3 Phase Two SPLOST Resurfacing	30
1A.10 2021 LMIG Resurfacing	34
1A.11 2022 LMIG Resurfacing	37
1A.12 2023 LMIG Resurfacing	41
1B.1 Rockbridge Road from Allgood Rd to Rowland Rd	44
1B.2 Flat Shoals, Henderson, Salem Roads Sidewalks	46
1B.4 A/E Services for Transportation (On-Call)	48
1B.5 North Druid Hills Road/Valley Brook Road Corridor Study	50
1B.6 South River Trail Extension Phase VI (Crestdale Circle to near Boulder Walk Drive)	51
1B.7 East Rock Springs Road Roundabout	52
1B.8 2021 LMIG Pavement Marking Safety Upgrades	53
1B.9 Constitution Road Freight Corridor Operational and Safety Improvements - Phase 1	54
1B.10 North Druid Hills Road at CSX Railroad Bridge Replacement	55
1B.12 South River Trail Extension (Waldrop Rd to MLK HS) Study	56
1B.13 Redan Road Safety and Operations Improvements Study	57
1B.14 Orion Drive Bridge Upgrade / Replacement	58
1B.18 2023 LMIG Pavement Marking Safety Upgrades	59
1B.19 Briarcliff Road Rectangular Rapid Flashing Beacon Crosswalks	60
1C.4 A/E Services for Transportation (On-Call)	61
1C.5 Glenwood Road Sidewalk Ph. 3	62
1C.6 McAfee Road Sidewalk	63
1D.3 A/E Services for Transportation (On-Call)	64
1D.5 North Decatur Road Improvements	65
1E.6 Old Castle Multi-Use Trail (S. River Trail Phase 7)	66
1F.7 Cedar Grove Road Bridge Design-Build	67
1H.2 A/E Services for Transportation (On-Call)	68
1H.4 DeKalb Industrial at Milscott Traffic Signal and Pedestrian Crossing	69
1L Transportation Program Management	70
1M Commission District Transportation Projects	72

PUBLIC SAFETY FACILITIES AND RELATED CAPITAL EQUIPMENT

2A.2 Fire Station No. 27	74
2A.3 Fire Station No. 16	75
2A.5 Fire Station No. 28	76
2A.6 Fire Station No. 5	77
2G.1 Bobby Burgess Building A&E Needs Assessment	78
2G.2 Bobby Burgess Evidence Storage Facility	79

REPAIR OF CAPITAL OUTLAY PROJECTS - PARKS AND RECREATION

3A.12 Athletic Field Renovations at Exchange, Wade Walker, Midway and Shoal Creek Parks	80
3A.15 Athletic Field Renovations at Hamilton and Redan Parks	82
3B.3 Athletic and Recreation Facilities Modernizations and Upgrades	83
3B.4 Athletic and Recreation Facilities Pavilions, Shelters and Shade Structures Improvements	85
3C.16 A/E Services for Parks, Playgrounds, and Recreational Areas	87
3C.18 Parks, Playgrounds and Recreational Areas (14 Parks)	88
3D.2 NH Scott Park Pool Renovations and Upgrades	90
3G Tennis Court and Basketball Court Resurfacing	91
3H.1 Stream Bank Restoration / Drainage and Stormwater Improvements	93

REPAIR OF CAPITAL OUTLAY PROJECTS - GENERAL REPAIRS

3I.1 Repairs to Courthouse Parking Deck.....	95
3I.5.4 DeKalb County Court Building - Security Improvements	96
3L.3 DeKalb County Libraries Restroom Renovations.....	97

GENERAL ADMINISTRATIVE

4A General Administrative.....	99
--------------------------------	----

Appendices

A. Completed Projects	100
B. Right-of-Way Acquisition Summary.....	105
C. Right-of-Way Condemnation Log.....	106
D. Utility Summary	107
E. Procurement Summary	108
F. LSBE Utilization.....	116
G. Program Financial Detail.....	122



PROGRAM STATUS

Description

The DeKalb County SPLOST (Special Purpose Local Option Sales Tax) program has passed the halfway mark since the first cent was collected April 1, 2018. This one-cent sales tax has provided funding exclusively for capital projects in four major categories: roads, public safety, buildings, and parks.

Since it was adopted by voters by referendum in November 2017 it is expected to generate \$388 million through March of 2024 for capital improvements in unincorporated DeKalb County.

The cities, through intergovernmental agreements executed prior to the referendum's passage, receive their funds directly from the Georgia Department of Revenue. The total collections county wide are estimated to be \$636 million and the city's portion, \$248 million, is directly distributed to them on a per capita basis by the Georgia Department of Revenue. Distributions can be found on the Georgia Department of Revenue's web site: <https://gtc.dor.ga.gov>.

DeKalb County's enabling legislation for SPLOST allowed for unrestricted funding for transportation and public safety projects and imposed a cap of 15 percent for repair of capital assets. These include court buildings, parks, health centers, senior centers and libraries.

Program Status

The first three years of collections provided funding for all major categories of projects including transportation, public safety, and capital improvements. The initial emphasis was on resurfacing, public safety equipment and planning for buildings and parks. Year four saw continued substantial expenditures in the resurfacing category as well as an emphasis on new fire stations and fire station improvements, the completion of repairs at Senior Centers and Health Care facilities and the advancement of Parks and Recreation projects. Year five continued the emphasis on transportation and safety projects as well as needed repairs and upgrades to parks, athletic facilities, libraries and courthouse facilities. As the program enters its last full year of collections, the General Assembly approved legislation to allow a referendum for a second SPLOST program.

Resurfacing of county roads is budgeted at \$151,250,000, or about 40% of the total projected revenue. To date, 88% of the resurfacing category's funds have been allocated by the BOC and contracts awarded for 255 miles which is 85% of the resurfacing priority list.

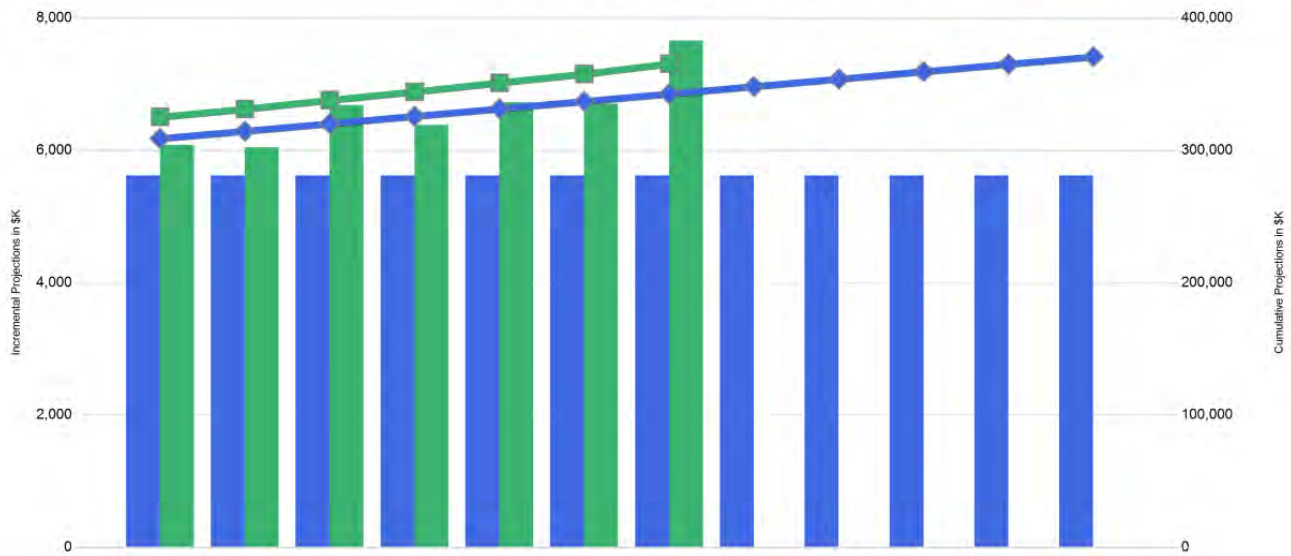
Revenue and Cash Flow

Current: Sales tax revenues received through August 2023 are \$377M (including interest earnings, pro rata and city contributions) which exceeds the original projection of \$343M.

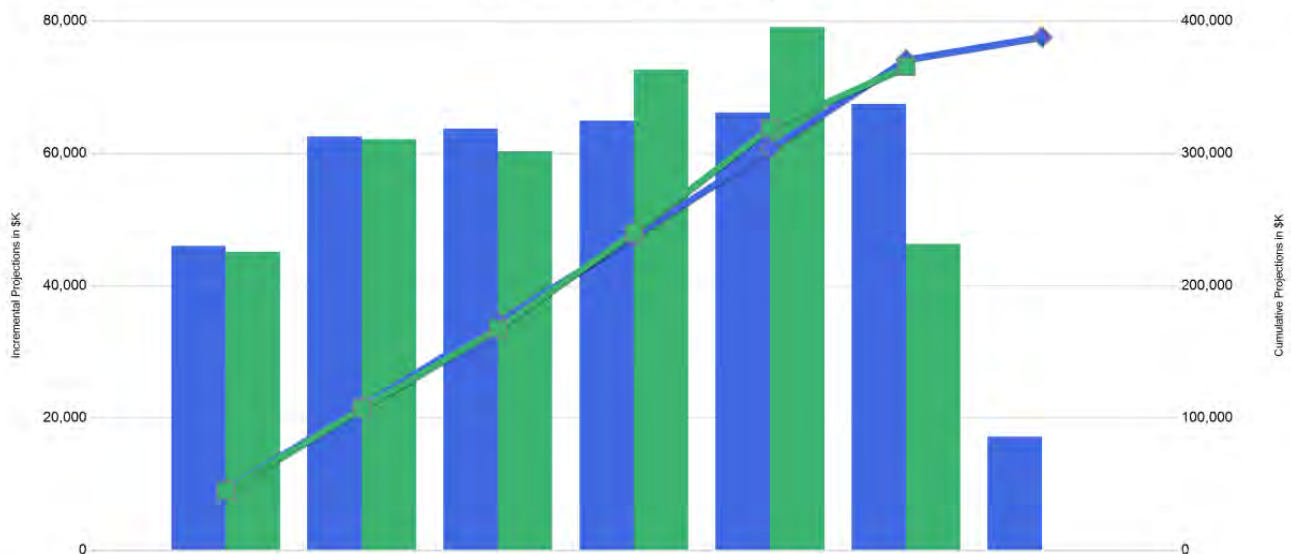
Projections: Sales tax revenues have maintained a steady growth since collections began. However, the construction industry is seeing a rather significant rise in materials prices and delivery schedules which could affect the anticipated costs and delivery of SPLOST projects. The program management team will continue to monitor the economy closely and maintain a contingency plan to insure the financial health of the program.

These metrics are continually monitored by Finance and Program Management. The Atlas team recommends that the SPLOST program continue as planned, working a prioritized list of projects while continuing to collect sales tax revenues during the sixth year of the program. See program metrics below. Revenues are sales tax driven.

FY 2023
SPLOST Sales Tax Revenue - Actual vs. Projected



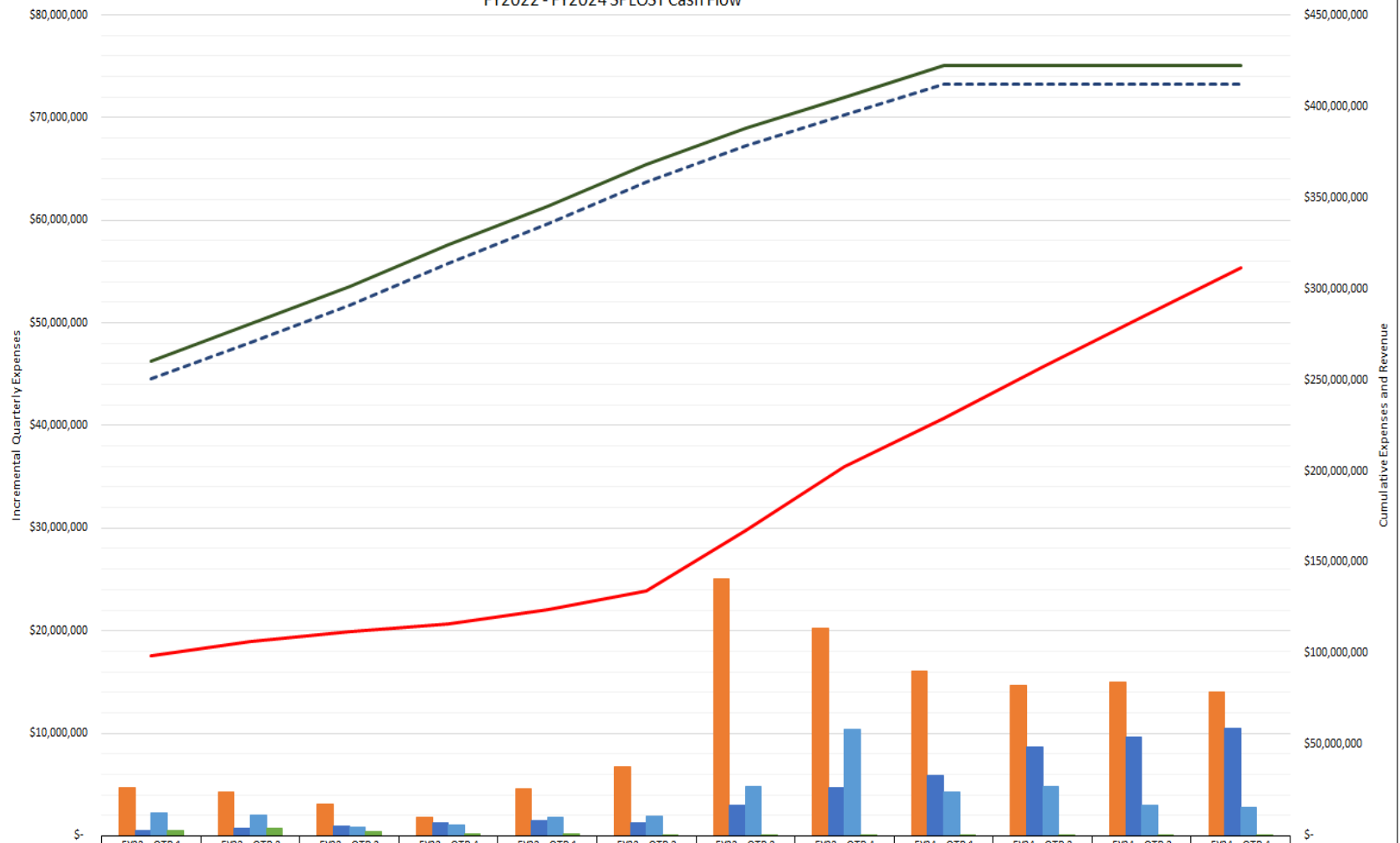
Fiscal Year
SPLOST Sales Tax Revenue - Actual vs. Projected



FY2022 - FY2024 SPLOST Expenses

*Expense Totals	Q1FY22	Q2FY22	Q3FY22	Q4FY22	Q1FY23	Q2FY23	Q3FY23	Q4FY23	Q1FY24	Q2FY24	Q3FY24	Q4FY24
Incremental Quarterly Expenses	\$7,878,978.85	\$7,821,919.52	\$5,316,655.90	\$4,321,163.61	\$8,074,181.51	\$10,064,191.38	\$32,899,444.78	\$35,309,127.61	\$26,330,952.36	\$28,187,560.37	\$27,571,868.59	\$27,183,108.99
Cumulative Quarterly Expenses	\$98,664,021.78	\$106,485,941.30	\$111,802,597.20	\$116,123,760.81	\$124,197,942.32	\$134,262,133.70	\$167,161,578.48	\$202,470,706.09	\$228,801,658.45	\$256,989,218.82	\$284,561,087.41	\$311,744,196.40
*Expenses by Referendum Category												
1 Transportation Purposes	\$4,653,673.69	\$4,296,614.88	\$3,057,197.17	\$1,787,128.38	\$4,539,905.23	\$6,784,605.65	\$25,094,109.41	\$20,197,225.53	\$16,083,789.69	\$14,652,985.96	\$14,935,848.30	\$13,980,421.33
1A Road Resurfacing	\$3,515,883.97	\$3,666,663.36	\$2,591,461.56	\$1,208,448.92	\$1,857,614.81	\$5,467,139.41	\$18,249,352.00	\$13,960,382.80	\$9,963,953.75	\$7,046,151.84	\$8,203,847.52	\$7,689,189.98
1B Federal and State Transportation Project Matching Funds	\$323,913.72	\$113,838.52	\$114,372.11	\$127,011.01	\$1,342,914.47	\$922,873.83	\$2,601,211.61	\$2,660,080.04	\$2,239,246.31	\$2,110,268.20	\$2,359,760.86	\$2,528,465.59
1C Pedestrian Improvements	\$81,619.60	\$64,659.80	\$65,734.33	\$188,083.06	\$160,831.15	\$124,000.72	\$973,479.00	\$481,753.98	\$259,166.44	\$345,532.30	\$370,924.67	\$351,254.04
1D Transportation Enhancements	\$22,846.95	\$36,387.05	\$0.00	\$27,001.00	\$405,873.69	\$245,120.93	\$859,121.33	\$23,244.15	\$12,156.51	\$12,548.65	\$12,548.65	\$12,156.51
1E Multi-Use Trails	\$14,351.00	\$30,904.00	\$1,950.00	\$1,275.00	\$0.00	\$0.00	\$204,263.47	\$640,361.33	\$1,467,141.63	\$2,663,360.30	\$1,165,341.82	\$796,401.45
1F Bridge Repairs and Improvements	\$97,716.73	\$9,273.33	\$8,818.54	\$28,086.00	\$62,282.07	\$0.00	\$31,717.54	\$673,210.61	\$688,319.37	\$686,260.75	\$692,574.68	\$692,574.68
1G Sidewalks to Schools, Transit and Other Locations	\$0.00	\$0.00	\$0.00	\$0.00	\$0.00	\$0.00	\$5,012.55	\$20,384.36	\$20,718.53	\$21,386.87	\$312,030.05	\$445,149.85
1H Traffic Signal Improvements	\$0.00	\$7,563.05	\$0.00	\$93,790.08	\$84,701.50	\$0.00	\$170,044.62	\$400,207.39	\$396,136.20	\$396,471.59	\$400,710.48	\$400,375.09
1I Community Improvement District Matching Funds	\$0.00	\$0.00	\$0.00	\$0.00	\$0.00	\$0.00	\$92,975.21	\$285,123.97	\$282,024.79	\$282,024.79	\$285,123.97	\$272,727.27
1J Corridor Beautification	\$0.00	\$0.00	\$0.00	\$0.00	\$525,000.00	\$0.00	\$23,002.16	\$70,539.96	\$69,773.22	\$69,773.22	\$70,539.96	\$51,371.49
1K Public Transportation Shelters	\$0.00	\$0.00	\$0.00	\$0.00	\$0.00	\$0.00	\$922.13	\$11,077.87	\$41,084.02	\$61,579.92	\$29,852.46	\$5,483.61
1L Transportation Project Management	\$529,010.99	\$250,560.98	\$23,659.08	\$43,425.65	\$64,294.79	\$8,585.15	\$53,382.69	\$40,251.56	\$36,308.73	\$36,308.73	\$24,338.82	\$0.00
1M Commissioner District Transportation Projects	\$68,330.73	\$116,764.79	\$251,201.55	\$70,007.66	\$36,392.75	\$16,885.61	\$1,829,625.11	\$930,607.51	\$607,760.19	\$921,318.80	\$1,008,254.37	\$735,271.78
2 Public Safety Facilities & Related Capital Equipment	\$477,024.60	\$776,945.91	\$972,057.16	\$1,281,314.40	\$1,522,757.43	\$1,241,627.21	\$2,948,960.98	\$4,719,822.59	\$5,868,371.92	\$8,690,206.73	\$9,633,514.70	\$10,479,451.55
2A Replace Existing / Construct New Fire Stations & Related Capital Equip	\$443,824.60	\$750,945.91	\$972,057.16	\$689,457.64	\$898,629.69	\$449,480.66	\$1,713,512.44	\$2,666,223.60	\$3,393,844.52	\$4,690,444.96	\$4,051,808.98	\$4,368,638.49
2B Repair Fire Stations & Related Capital Equipment	\$0.00	\$0.00	\$0.00	\$429,455.53	\$332,868.74	\$792,146.55	\$508,716.75	\$2,282.43	\$0.00	\$0.00	\$0.00	\$0.00
2C Upgrade Fire Radio System	\$0.00	\$0.00	\$0.00	\$0.00	\$0.00	\$0.00	\$528.72	\$0.00	\$0.00	\$0.00	\$0.00	\$0.00
2D Purchase & Outfit Fire Quick Response Vehicles	\$0.00	\$0.00	\$0.00	\$0.00	\$0.00	\$0.00	\$10,330.68	\$0.00	\$0.00	\$0.00	\$0.00	\$0.00
2E Repair & Replace Police Precincts and Public Safety Facilities	\$33,200.00	\$0.00	\$0.00	\$0.00	\$0.00	\$0.00	\$21,674.81	\$198.90	\$748.49	\$959.57	\$381.45	\$55.23
2F Purchase & Outfit Police Vehicles	\$0.00	\$0.00	\$0.00	\$0.00	\$0.00	\$0.00	\$7,555.27	\$0.00	\$0.00	\$0.00	\$0.00	\$0.00
2G Repair or Replace Bobby Burgess Building	\$0.00	\$26,000.00	\$0.00	\$162,401.23	\$291,259.00	\$0.00	\$686,642.31	\$2,051,117.65	\$2,425,167.45	\$3,473,783.10	\$5,018,852.93	\$6,046,859.75
2H Planning and Design for Public Safety Training Facility	\$0.00	\$0.00	\$0.00	\$0.00	\$0.00	\$0.00	\$0.00	\$0.00	\$48,611.46	\$525,019.11	\$562,471.34	\$63,898.09
3 Repair of Capital Outlay Projects	\$2,219,480.70	\$1,995,185.48	\$828,169.27	\$1,031,154.64	\$1,782,415.85	\$1,963,395.43	\$4,774,421.96	\$10,327,395.71	\$4,320,459.54	\$4,786,697.91	\$2,960,458.81	\$2,718,808.59
3A Athletic Fields	\$605,609.32	\$417,939.86	\$16,331.25	\$271,274.84	\$688,834.10	\$898,343.86	\$2,395,202.99	\$4,189,033.33	\$607,642.56	\$232,469.03	\$29,517.54	\$0.00
3B Renovate Athletic & Recreation Facilities	\$481,164.05	\$558,190.40	\$55,211.08	\$254,531.44	\$262,596.72	\$84,803.05	\$480,549.47	\$1,087,849.40	\$1,329,200.45	\$806,718.13	\$198,942.75	\$190,708.22
3C Parks, Playgrounds and Recreational Areas	\$0.00	\$91,140.23	\$73,870.46	\$143,090.40	\$608,026.77	\$971,209.42	\$906,444.30	\$751,693.82	\$490,966.09	\$531,234.42	\$786,375.08	\$762,436.77
3D Pools and Other Aquatic Facilities	\$8,150.00	\$394,169.19	\$39,464.40	\$8,750.00	\$27,278.44	\$9,039.10	\$3,847.91	\$2,590,840.05	\$10,943.44	\$852,810.57	\$2,706.47	\$2,000.43
3E Resurfacing Trails and Paved Areas	\$288,155.13	\$0.00	\$0.00	\$0.00	\$0.00	\$0.00	\$30,401.38	\$93,057.45	\$127,156.64	\$170,938.99	\$172,817.44	\$172,817.44
3F Golf Courses	\$0.00	\$0.00	\$0.00	\$0.00	\$0.00	\$0.00	\$0.00	\$0.00	\$0.00	\$0.00	\$0.00	\$0.00
3G Tennis Court Resurfacing	\$110,227.20	\$127,635.80	\$34,266.00	\$0.00	\$0.00	\$0.00	\$87,431.35	\$259,358.27	\$256,539.16	\$545,252.23	\$0.00	\$0.00
3H Stream Bank Restoration/Drainage and Stormwater Improvements	\$0.00	\$0.00	\$0.00	\$0.00	\$0.00	\$0.00	\$0.00	\$144,275.00	\$0.00	\$0.00	\$0.00	\$0.00
3I County Courthouse Administrative Complex, Including Parking	\$726,175.00	\$401,310.00	\$609,026.08	\$353,507.96	\$195,679.82	\$0.00	\$830,231.54	\$1,202,353.38	\$1,489,173.31	\$1,636,022.54	\$1,753,505.95	\$1,574,252.14
3J General Senior Center Repairs	\$0.00	\$4,800.00	\$0.00	\$0.00	\$0.00	\$0.00	\$40,313.02	\$8,935.01	\$8,837.89	\$11,252.01	\$16,593.59	\$16,593.59
3K Repair of County Owned Health Facilities	\$0.00	\$0.00	\$0.00	\$0.00	\$0.00	\$0.00	\$0.00	\$0.00	\$0.00	\$0.00	\$0.00	\$0.00
3L General Library Repairs	\$0.00	\$0.00	\$0.00	\$0.00	\$0.00	\$0.00	\$0.00	\$0.00	\$0.00	\$0.00	\$0.00	\$0.00
4 General and Administrative	\$528,799.86	\$753,173.25	\$459,232.30	\$221,566.19	\$229,103.00	\$74,563.09	\$81,952.43	\$64,683.78	\$58,331.21	\$57,669.77	\$42,046.78	\$4,427.52
4A General Administrative Costs	\$528,799.86	\$753,173.25	\$459,232.30	\$221,566.19	\$229,103.00	\$74,563.09	\$81,952.43	\$64,683.78	\$58,331.21	\$57,669.77	\$42,046.78	\$4,427.52

FY2022 - FY2024 SPLOST Cash Flow



	FY22 - QTR 1	FY22 - QTR 2	FY22 - QTR 3	FY22 - QTR 4	FY23 - QTR 1	FY23 - QTR 2	FY23 - QTR 3	FY23 - QTR 4	FY24 - QTR 1	FY24 - QTR 2	FY24 - QTR 3	FY24 - QTR 4
Transportation Expenses	\$4,653,674	\$4,296,615	\$3,057,197	\$1,787,128	\$4,539,905	\$6,784,606	\$25,094,109	\$20,197,226	\$16,083,790	\$14,652,986	\$14,935,848	\$13,980,421
Public Safety Expenses	\$477,025	\$776,946	\$972,057	\$1,281,314	\$1,522,757	\$1,241,627	\$2,948,961	\$4,719,823	\$5,868,372	\$8,690,207	\$9,633,515	\$10,479,452
Repair of Capital Outlay Projects Expenses	\$2,219,481	\$1,995,185	\$828,169	\$1,031,155	\$1,782,416	\$1,963,395	\$4,774,422	\$10,327,396	\$4,320,460	\$4,786,698	\$2,960,459	\$2,718,809
General and Administrative Expenses	\$528,800	\$753,173	\$459,232	\$221,566	\$229,103	\$74,563	\$81,952	\$64,684	\$58,331	\$57,670	\$42,047	\$4,428
*Cumulative Revenue	\$260,430,237	\$280,565,246	\$301,259,015	\$324,146,752	\$345,403,566	\$368,219,965	\$388,248,669	\$405,113,666	\$422,302,072	\$422,302,072	\$422,302,072	\$422,302,072
- Revenue Buffer (Revenue Less \$10M)	\$250,430,237	\$270,565,246	\$291,259,015	\$314,146,752	\$335,403,566	\$358,219,965	\$378,248,669	\$395,113,666	\$412,302,072	\$412,302,072	\$412,302,072	\$412,302,072
Cumulative Expenses	\$98,664,022	\$106,485,941	\$111,802,597	\$116,123,761	\$124,197,942	\$134,262,134	\$167,161,578	\$202,470,706	\$228,801,658	\$256,989,219	\$284,561,087	\$311,744,196

*Cumulative Revenue includes interest earnings, pro rata and city contributions.

Budget and Cost - Program Elements

The current DeKalb County 2017 SPLOST Program Budget remains at \$388M. The Board of Commissioners has approved expenditures of \$306M (adjusted for closed contracts/released funding), with another \$36M pending, against the \$377M in revenues collected to date (including interest earnings, pro rata and city contributions) leaving a balance which is in line with the target reserve of three months revenue.

Agenda Item Status as of 08/31/2023



Category	PIP Approval Date	Agenda Item No.	Referendum Budget	Authorized				Pending	
				Budget	Expended	Authorized Budget Balance	Referendum Budget Balance	Budget	Referendum Budget Balance
DeKalb County SPLOST			\$ 388,042,978	\$ 306,007,961	\$ 137,000,910	\$ 169,007,051	\$ 82,035,017	\$ 36,315,862	\$ 45,719,155
Transportation Projects			\$ 240,257,747	\$ 192,447,431	\$ 88,353,675	\$ 104,093,756	\$ 47,810,316	\$ 18,706,854	\$ 29,103,462
1A - Road Resurfacing			\$ 151,250,000	\$ 131,531,546	\$ 66,172,975	\$ 65,358,571	\$ 19,718,454	\$ 13,331,344	\$ 6,387,110
1A.1 - 2018 LMIG Resurfacing CO#1 - Move Incomplete Roads to Phase One Area B	n/a 9/30/2019	2018-2196 2019-4414		\$ 2,499,307	\$ 2,499,307	\$ -			
1A.2 - Phase One SPLOST Road Resurfacing CO #1 - Move Incomplete Roads from LMIG 2018	n/a 9/30/2019	2018-2647 2019-4414		\$ 35,927,922	\$ 33,754,067	\$ 2,173,855			
1A.3 - Phase Two SPLOST Road Resurfacing	3/3/2020 9/9/2020	2021-2567 2021-3138 2022-1940 2022-2016 2023-0228 2023-0256		\$ 37,588,827	\$ 9,400,604	\$ 28,188,224			
1A.4 - Rockbridge Road Roadway Stabilization	1/30/2019	2018-2613		\$ 1,000,000	\$ 1,000,000	\$ -			
1A.5 - 2019 LMIG Resurfacing	3/28/2019	2019-4183 2020-1143 2021-2058 2021-2698 2022-1592		\$ 7,438,037	\$ 7,438,037	\$ -			
1A.8 - Advance Patching / Pothole Repair	3/8/2019	2019-3432		\$ 500,000	\$ 342,542	\$ 157,458			
1A.9 - 2020 LMIG Resurfacing	9/9/2020	2019-4240 2020-1634 2021-3212 2021-3352		\$ 7,271,113	\$ 7,271,113	\$ -			
1A.10 - 2021 LMIG Resurfacing	4/13/2022	2020-1140 2022-1586 2023-0258		\$ 11,041,777	\$ 797,727	\$ 10,244,050			
1A.11 - 2022 LMIG Resurfacing	9/19/2022	2021-3348 2022-2373		\$ 19,764,564	\$ 3,669,579	\$ 16,094,984			
1A.12 - 2023 LMIG Resurfacing		2022-2361		\$ 8,500,000		\$ 8,500,000		\$ 13,331,344	
1B - Federal and State Transportation Project Matching Funds for Transportation Purposes			\$ 25,550,000	\$ 25,692,586	\$ 5,888,175	\$ 19,804,411	\$ (142,586)	\$ (142,586)	\$ -
1B.1 - Rockbridge Road Utilities (GA Power Reimbursement)	n/a	2018-2622		\$ 75,576	\$ 75,576	\$ -			
1B.1 - Rockbridge Road Streetscape	3/8/2019	2019-3833 2021-3219 2022-1132 2022-2162 2022-2217 2022-2481 2023-0449		\$ 2,417,186	\$ 440,482	\$ 1,976,703			
1B.1 - Rockbridge Road Stormwater Mgt Pond Retrofit	8/20/2019	2019-4155		\$ 175,000	\$ 174,472	\$ 528			

1B.2 - Flat Shoals, Henderson & Salem Sidewalks	5/7/2019	2019-3205 2020-0028 2020-0793 2021-2215 2021-3307 2022-1615 2022-2380 2023-0128		\$ 3,208,257	\$ 2,543,930	\$ 664,327			
1B.3 - South River Trail Phase 5	6/19/2019	2019-3899 2021-2138		\$ 1,991,206	\$ 1,991,206	\$ -			
1B.4 - A/E Services for Transportation - (1) Kensington Trail	9/22/2020 6/05/2023	2020-0915 2023-0692		\$ 1,105,200	\$ 241,108	\$ 864,092			
1B.5 - North Druid Hill Road/Valley Brook Road Study	12/1/2020 11/17/2022	2020-1522 2022-2468		\$ 154,000	\$ 41,920	\$ 112,080			
1B.6 - South River Trail Extension		2021-2254		\$ 160,000		\$ 160,000			
1B.7 - East Rock Springs Road Roundabout	9/29/2021	2021-2367 2021-3504 2022-2304 2023-0620		\$ 325,000	\$ 103,344	\$ 221,656			
1B.8 - 2021 LMIG Pavement Marking Safety Upgrades	12/20/2021	2021-2735 2021-3061 2021-3309		\$ 175,000	\$ 129,212	\$ 45,788			
1B.9 - Constitution Road Freight Corridor Operational and Safety Improvements - Phase 1	8/31/2021	2021-3056		\$ 3,614,622		\$ 3,614,622			
1B.10 - North Druid Hills Road at CSX RR Bridge Replacement		2021-3065		\$ 180,000		\$ 180,000			
1B.11 - Panola Road Improvement Project	4/1/2022	2021-3209 2022-1314		\$ 4,837,500	\$ 114,374	\$ 4,723,126		\$ (222,586)	
1B.12 - South River Trail (Waldrop Rd to MLK High) Scoping Study		2021-3353		\$ 50,000		\$ 50,000			
1B.13 - Redan Road Safety & Operations Improvements Study	8/7/2023	2022-1260		\$ 80,000		\$ 80,000			
1B.14 - Orion Drive Bridge Upgrade/Replacement	7/15/2022	2022-1730		\$ 150,000	\$ 32,551	\$ 117,449			
1B.15 - Cedar Grove Bridge Replacement	5/12/2023	2023-0622 2023-0803		\$ 6,444,040		\$ 6,444,040			
1B.16 - Pleasantdale Road Pedestrian Improvements Design		2023-0684		\$ 150,000		\$ 150,000			
1B.17 - Flat Shoals Parkway Sidewalk Design		2023-0685		\$ 200,000		\$ 200,000			
1B.18 - 2023 LMIG Pavement Marking Safety Upgrades		2023-0800		\$ 200,000		\$ 200,000			
1B.19 - Briarcliff Road Crosswalks	8/7/2023			\$ -		\$ -		\$ 80,000	
1C - Pedestrian Improvements			\$ 14,450,000	\$ 6,249,300	\$ 1,727,989	\$ 4,521,311	\$ 8,200,700	\$ 2,910,000	\$ 5,290,700
1C.1 - Pedestrian Improvements (8 + 6 Sidewalks)	9/24/2019	2019-4053 2020-0250		\$ 1,000,000	\$ 858,137	\$ 141,863			
1C.2 - Briarcliff Road/Scott Boulevard Sidewalks	9/24/2019	Pending		\$ -	\$ -	\$ -		\$ 135,000	
1C.3 - South Fork Peachtree Creek Trail/Old Clairmont Road	1/30/2019	OOO Approved		\$ 20,720	\$ 20,720	\$ -			
1C.4 - A/E Services for Transportation	9/22/2020 6/05/2023	2020-0915 2023-0692		\$ 625,200	\$ 198,286	\$ 426,914			
1C.5 - Glenwood Road Sidewalk	1/11/2021 5/6/2022	2020-2026 2021-3504 2022-1659 2022-2304 2023-0620		\$ 1,078,248	\$ 321,459	\$ 756,789			
1C.6 - McAfee Road Sidewalks	7/5/2022	2022-1784 2022-1854		\$ 525,132	\$ 329,387	\$ 195,745			
North Decatur Sidewalk						\$ -		\$ 1,315,000	
DeKalb Industrial Sidewalk						\$ -		\$ 165,000	
Sidewalk Construction On-call vendor program		2021-3410 2022-1448		\$ 3,000,000		\$ 3,000,000			
Snapfinger, Elam and Mountain Dr Sidewalks						\$ -		\$ 1,295,000	

1D - Transportation Enhancements			\$ 9,000,000	\$ 1,861,601	\$ 948,286	\$ 913,315	\$ 7,138,399	\$ 1,100,000	\$ 6,038,399
1D.3 - A/E Services for Transportation	9/22/2020	2020-0915 2023-0692		\$ 389,400	\$ 233,563	\$ 155,837			
1D.4 - Cedar Grove Road Bridge detour route improvements		2020-1383 2022-1585		\$ 245,000	\$ 230,247	\$ 14,753			
1D.5 - N. Decatur Road Improvements	9/29/2021 3/22/2022	2021-2367 2022-1323 2023-0044 2023-0435		\$ 1,227,201	\$ 484,476	\$ 742,725			
1D.6 - Flowers Road Traffic Signal Beacon and Enhancements	7/13/2023							\$ 100,000	
Rockbridge Road Traffic Calming								\$ 160,000	
RR Grade Crossing Safety Projects								\$ 840,000	
1E - Multi Use Trails			\$ 7,000,000	\$ 2,833,400	\$ 63,130	\$ 2,770,270	\$ 4,166,600	\$ 750,000	\$ 3,416,600
1E.1 - South Peachtree Creek Trail Feasibility Study		2021-3357		\$ 30,700	\$ 29,535	\$ 1,165			
1E.4 - Ready Mix Concrete for Multi Use Trails ²	n/a	2018-1570		\$ -	\$ -	\$ -			
1E.5 - A/E Services for Transportation (Kensington Trail)	9/22/2020 6/05/2023	2020-0915 2023-0692		\$ 302,700	\$ 12,470	\$ 290,230			
1E.6 - Old Castle Multi-Use Trail (Custer to Crestdale)		2020-0485		\$ 2,500,000	\$ 21,125	\$ 2,478,875			
Neighborhood Trail Connections								\$ 750,000	
1F - Bridge Repairs and Improvements			\$ 7,000,000	\$ 7,000,000	\$ 320,607	\$ 6,679,393	\$ -	\$ -	\$ -
1F.1-1F.5 Bridge Repairs/Improvements - 5 Bridges	Pending	Pending				\$ -			
1F.6 - A/E Services for Transportation	9/22/2020 6/05/2023	2020-0915 2021-2696 2023-0692		\$ 302,700	\$ 291,658	\$ 11,042			
1F.7 - Cedar Grove Bridge Design-Build	5/12/2023	2020-1383 2023-0622		\$ 6,697,300	\$ 28,949	\$ 6,668,351			
1G - Sidewalks to Schools, Transit, and Other Locations			\$ 4,000,000	\$ 173,100	\$ -	\$ 173,100	\$ 3,826,900	\$ -	\$ 3,826,900
1G.2 - A/E Services for Transportation	9/22/2020 6/05/2023	2020-0915 2023-0692		\$ 173,100		\$ 173,100			
1H - Traffic Signal Improvements			\$ 2,350,000	\$ 281,422	\$ 165,194	\$ 116,228	\$ 2,068,578	\$ 750,000	\$ 1,318,578
1H.2 - A/E Services for Transportation	9/22/2020 6/05/2023	2020-0915 2023-0692		\$ 101,700	\$ 14,545	\$ 87,155			
1H.3 Pleasantdale Road Pedestrian Crossing Improvements	9/29/2021	2022-1756		\$ 179,722	\$ 150,648	\$ 29,074			
1H.4 - DeKalb Industrial at Milscott Ped Crossing & Traffic Signal	4/10/2023							\$ 250,000	
School Traffic Signals								\$ 500,000	
1I - Community Improvement District Matching Funds for Transportation Purposes			\$ 1,500,000	\$ -	\$ -	\$ -	\$ 1,500,000	\$ -	\$ 1,500,000
1J - Corridor Beautification			\$ 1,250,000	\$ 895,000	\$ 895,000	\$ -	\$ 355,000	\$ -	\$ 355,000
IJ.5 GDOT Bridges over 285 (Glenwood Rd, Covington Hwy, Redwing Circle)	5/25/2022	2020-1250 2022-1697		\$ 895,000	\$ 895,000	\$ -			
1K - Public Transportation Shelters			\$ 150,000	\$ -	\$ -	\$ -	\$ 150,000	\$ -	\$ 150,000
1L - Transportation Project Management			\$ 9,701,074	\$ 12,465,576	\$ 11,571,716	\$ 893,861	\$ (2,764,502)	\$ -	\$ (2,764,502)
1L - Transportation Project Management ³	n/a	2018-2272 2022-1826		\$ 12,465,576	\$ 11,571,716	\$ 893,861			
1M - Commission District Transportation Projects (\$7,056,673)									
District 1 Transportation Projects			\$ 1,008,096	\$ 50,000	\$ -	\$ 50,000	\$ 958,096		\$ 958,096
1M.1.1 District 1 - City of Tucker Maintenance Improvements	n/a	2021-3396		\$ 50,000	\$ -	\$ 50,000			
District 2 Transportation Projects			\$ 1,008,096	\$ 1,008,096	\$ -	\$ 1,008,096	\$ 0	\$ -	\$ 0
South Fork Peachtree Creek Trail:									
1M.2.1 S. Fork Peachtree Crk Trail - Audubon to Beacon Hill	n/a	2022-2281		\$ 558,096		\$ 558,096			
1M.2.2 S. Fork Peachtree Crk - Margaret Harris Park/Trail R/W	n/a	2022-2593		\$ 50,000		\$ 50,000			
1M.2.3 S. Fork Peachtree Crk - Margaret Harris Park/Trail CON	n/a			\$ 400,000		\$ 400,000			
District 3 Transportation Projects			\$ 1,008,096	\$ 930,000	\$ 138,542	\$ 791,458	\$ 78,096	\$ -	\$ 78,096
1M.3.1 District 3 - Metro South CID	n/a	2020-1063		\$ 80,000	\$ -	\$ 80,000			
1M.3.2 District 3 - Cedar Grove Rd Traffic Calming Projects	n/a	2021-3548 2022-1948		\$ 800,000	\$ 138,542	\$ 661,458			
1M.3.3 District 3 - Flat Shoals / Warrior Path Traffic Signal	n/a	2021-3550		\$ 50,000	\$ -	\$ 50,000			

District 4 Transportation Projects			\$ 1,008,096	\$ 475,803	\$ 136,706	\$ 339,097	\$ 532,293	\$ -	\$ 532,293
1M.4.1 District 4 - Market Street Sidewalk	10/4/2021	2021-3240		\$ 136,803	\$ 136,706	\$ 97			
1M.4.2 District 4 - City of Tucker Maintenance Improvements	n/a	2021-3395		\$ 50,000	\$ -	\$ 50,000			
1M.4.3 District 4 - S. Fork Peachtree Creek Trail Design - N. DeKalb Mall to Orion Drive	n/a	2022-2026 2022-2593		\$ 154,000		\$ 154,000			
1M.4.4 District 4 - Bermuda Road at Stewart Mill Road	n/a	2022-2177		\$ 135,000		\$ 135,000			
District 5 Transportation Projects			\$ 1,008,096			\$ -	\$ 1,008,096		\$ 1,008,096
District 6 Transportation Projects			\$ 1,008,096	\$ 1,000,000	\$ 325,355	\$ 674,645	\$ 8,096	\$ 8,096	\$ 0
1M.6.1 Old Castle Multi-Use Trail (Custer to Crestdale)	n/a	2020-0485		\$ 500,000	\$ -	\$ 500,000			
1M.6.2 Peachtree Creek Greenway Comprehensive Concept Plan	n/a	2020-1496 2021-2278		\$ 150,000	\$ 76,600	\$ 73,400			
1M.6.3 Sagamore-Leafmore Trail Concept Plan and Design	n/a	2020-1563 2021-3220 2021-3315 2022-1153		\$ 350,000	\$ 248,755	\$ 101,245			
1M.6.4 - Cedar Grove Road Traffic Calming								\$ 8,096	
District 7 Transportation Projects			\$ 1,008,096			\$ -	\$ 1,008,096		\$ 1,008,096
Public Safety Facilities and Related Capital Equipment			\$ 84,714,587	\$ 56,132,703	\$ 21,709,163	\$ 34,423,540	\$ 28,581,884	\$ 14,100,000	\$ 14,481,884
2A - Replace Existing Fire Station(s) and Construct New Fire Station(s) and Related Capital Equipment			\$ 41,151,612	\$ 39,651,808	\$ 6,368,195	\$ 33,283,613	\$ 1,499,804	\$ 1,000,000	\$ 499,804
2A.1 - Fire Station No. 7	8/1/2019 9/9/2021 9/15/2021 4/13/2022 11/14/2022	2020-1165 2021-3084 2021-3540 2022-1921 2022-2546 2023-0259 2023-0675		\$ 6,624,386	\$ 5,796,928	\$ 827,459			
2A.1 - Fire Station No. 7 Construction Administration Services	9/5/2019	2019-4354 2022-2402		\$ 89,070	\$ 82,450	\$ 6,620			
2A.2 - Fire Station No. 27	3/10/2021 9/28/2022	2020-1242 2022-1263 2022-2333 2022-2393		\$ 7,209,602	\$ 167,383	\$ 7,042,220			
2A.3 - Fire Station No. 16	1/11/2023	2022-2376 2023-0635 2023-0693		\$ 8,380,000	\$ 280,000	\$ 8,100,000			
2A.5 - Fire Station No. 28	7/24/2023	2023-0952		\$ 9,138,750		\$ 9,138,750			
2A.6 - Fire Station No. 5	3/20/2023	2023-0371 2023-0396		\$ 8,210,000	\$ 41,435	\$ 8,168,565			
2A.4 - Fire Station No. 14	8/16/2023	2023-1033		\$ -	\$ -	\$ -		\$ 1,000,000	
2B - Repair Fire Stations and Related Capital Equipment			\$ 3,100,000	\$ 3,100,000	\$ 2,927,135	\$ 172,865	\$ -	\$ -	\$ -
2B.1 - Fire Station Roofs	n/a 07/21/2020	2019-3704 2020-1647 2021-2027		\$ 1,136,640	\$ 1,034,530	\$ 102,110			
2B.2 - Fire Station Alerting Systems (Encoders)	3/8/2021	2021-2314		\$ 1,963,360	\$ 1,892,605	\$ 70,755			
2C - Upgrade Fire Radio System			\$ 1,500,000	\$ 1,500,000	\$ 1,499,471	\$ 529	\$ -	\$ -	\$ -
2C.1 - Upgrade Fire Radio System	n/a	2018-1789		\$ 1,500,000	\$ 1,499,471	\$ 529			
2D - Purchase Fire Quick Response Units			\$ 2,000,000	\$ 2,000,000	\$ 1,989,669	\$ 10,330	\$ 0	\$ -	\$ 0
2D.1 - Purchase Fire Quick Response Units	n/a	2018-1695 2018-2547 2020-0010		\$ 2,000,000	\$ 1,989,669	\$ 10,330			
2E - Repair and Replace Police Precinct(s) and Public Safety Facility(s)			\$ 2,856,675	\$ 2,854,316	\$ 2,832,657	\$ 21,660	\$ 2,359	\$ -	\$ 2,359
2E.1 - Exchange Building Elevators	5/7/2019	2019-3550		\$ 859,464	\$ 859,464	\$ -			
2E.2 - Fire Services Training Facility	8/19/2020	2020-1109 2021-2336 2022-1226		\$ 1,994,852	\$ 1,973,193	\$ 21,660			

2F - Police Vehicles			\$ 5,606,300	\$ 5,606,300	\$ 5,598,745	\$ 7,555	\$ -	\$ -	\$ -
2F.1 - Police Vehicles	n/a	2018-1695 2018-2927 2018-2929 2018-2038		\$ 5,606,300	\$ 5,598,745	\$ 7,555			
2G - Repair or Replace Bobby Burgess Building			\$ 27,300,000	\$ 1,420,279	\$ 493,291	\$ 926,988	\$ 25,879,721	\$ 13,100,000	\$ 12,779,721
2G.2 Bobby Burgess Evidence Storage Facility	9/30/2021	2021-3540 2022-2285 2023-0642		\$ 1,420,279	\$ 493,291	\$ 926,988		\$ 13,100,000	
2H - Planning & Design for Public Safety Training Facility			\$ 1,200,000	\$ -	\$ -	\$ -	\$ 1,200,000	\$ -	\$ 1,200,000
Repair of Capital Outlay Projects			\$ 57,250,000	\$ 51,607,183	\$ 21,459,438	\$ 30,147,745	\$ 5,642,817	\$ 3,509,008	\$ 2,133,809
Parks and Recreation Repairs			\$ 37,250,000	\$ 32,735,119	\$ 14,984,543	\$ 17,750,575	\$ 4,514,881	\$ 3,509,008	\$ 1,005,873
3A - Athletic Fields			\$ 11,650,000	\$ 11,168,869	\$ 4,676,146	\$ 6,492,722	\$ 481,131	\$ -	\$ 481,131
3A.10 - Athletic Field A&E Services ¹	1/9/2019	2019-3932 2021-2758		\$ 58,500	\$ -	\$ 58,500			
3A.11 Gresham Park Baseball Fields Renovation	11/23/2020	2020-1553 2020-1579 2021-2720 2022-1755		\$ 2,500,000	\$ 2,216,848	\$ 283,152			
3A.12 Athletic Field Renovations at Exchange, Wade Walker, Midway and Shoal Creek Parks	9/1/2021	2021-3080		\$ 6,719,586	\$ 1,872,831	\$ 4,846,755			
3A.13 Athletic Field Lighting and Electrical Improvements - Truelove Park	1/26/2022	2022-1165		\$ 500,000	\$ 486,840	\$ 13,160			
3A.14 - Athletic Scoreboards at Hamilton, Rock Chapel and Shoal Creek Parks	7/27/2022 10/11/2022	2022-1942		\$ 110,612	\$ 99,627	\$ 10,985			
3A.15 - Athletic Field Renovations at Hamilton and Redan Parks	7/27/2022 10/11/2022	2023-0059		\$ 1,280,171		\$ 1,280,171			
3B - Renovate Athletic and Recreation Facilities			\$ 8,400,000	\$ 8,385,097	\$ 4,169,230	\$ 4,215,867	\$ 14,903	\$ 14,903	\$ -
3B.1 - Athletic and Recreation Facility A&E Services ¹	1/9/2019 9/9/2020	2019-3932 2021-2758		\$ 241,500	\$ 175,114	\$ 66,386			
3B.2 - Athletic and Recreation Facility Roofs	5/7/2019	2019-3704 2021-2602 2021-2759		\$ 3,802,302	\$ 2,820,494	\$ 981,808			
3B.3 - Athletic and Recreation Facilities Modernizations and Upgrades	5/26/2021 5/22/2022	2021-2016 2021-2574 2022-1594 2022-1751 2022-2132		\$ 3,116,295	\$ 640,194	\$ 2,476,101		\$ 14,903	
3B.4 - Athletic and Recreation Facilities Pavilion, Shelter and Shade Structure Improvements	10/5/2021	2021-3150		\$ 1,225,000	\$ 533,428	\$ 691,572			
3C - Parks, Playgrounds, and Recreational Areas			\$ 6,900,000	\$ 3,405,895	\$ 2,164,460	\$ 1,241,435	\$ 3,494,105	\$ 3,494,105	\$ -
3C.1 - Lithonia Park New Playground	n/a	2018-1873		\$ 200,000	\$ 200,000	\$ -			
3C.16 - Parks, Playgrounds & Recreational Areas A&E Services ¹	1/9/2019	2019-3932 2021-2758		\$ 155,500	\$ 40,469	\$ 115,031			
3C.17 - Glen Emerald Dam Trail Improvements		2021-2151 2021-2576 2022-2242		\$ 500,047	\$ 401,758	\$ 98,289			
3C.18 - Parks, Playgrounds & Recreational Areas	3/16/2022	2022-1502 2022-1625 2022-1887 2022-2107 2023-0349 2023-0355		\$ 2,550,348	\$ 1,522,233	\$ 1,028,115		\$ 3,494,105	

3D - Pools and Other Aquatics Facilities			\$ 3,950,000	\$ 3,939,500	\$ 486,851	\$ 3,452,649	\$ 10,500	\$ -	\$ -
3D.1 - Pools and Other Aquatic Facilities A&E Services ¹	1/9/2019	2021-2758		\$ 204,500	\$ 180,947	\$ 23,553			
3D.2 - NH Scott Park Pool Renovations and Upgrades	9/1/2021	2022-1126 2023-0060 2023-0668		\$ 3,735,000	\$ 305,904	\$ 3,429,096			
3E - Resurfacing Trails and Paved Areas			\$ 3,000,000	\$ 3,000,000	\$ 1,430,712	\$ 1,569,288	\$ -	\$ -	\$ -
3E.1 - Resurfacing at Mary Scott, Hidden Acres, Chestnut Street, Rock Chapel and Gresham Parks	3/28/2019	2018-1657 2021-2827 2021-3410 2022-1448		\$ 3,000,000	\$ 1,430,712	\$ 1,569,288			
3F - Sugar Creek Golf and Tennis Action Plan			\$ 1,000,000	\$ 1,000,000	\$ 1,000,000	\$ -	\$ -	\$ -	\$ -
3F.1.1 - Sugar Creek Golf and Tennis Musco Lighting	n/a	2018-1750		\$ 400,000	\$ 400,000	\$ -			
3F.1.3 - Sugar Creek Golf Bridge Repair/Replacement	3/21/2019	2019-3918		\$ 600,000	\$ 600,000	\$ -			
3G - Tennis Court Resurfacing			\$ 2,150,000	\$ 1,635,758	\$ 1,001,419	\$ 634,339	\$ 514,242	\$ -	\$ 514,242
3G.1 - Repair and Replacement of various Tennis Facilities and Basketball Courts in DeKalb County Parks	8/19/2020	2021-2140 2021-2141 2021-3017 2021-3151 2023-0157		\$ 1,635,758	\$ 1,001,419	\$ 634,339		\$ -	
3H - Stream Bank Restoration / Drainage and Stormwater Improvements			\$ 200,000	\$ 200,000	\$ 55,725	\$ 144,275	\$ -	\$ -	\$ -
3H.1 - Stream Bank Restoration / Drainage and Stormwater Improvements	12/4/2020	2018-2912 2020-0658 2022-2224 2023-0849		\$ 200,000	\$ 55,725	\$ 144,275			
General Repairs			\$ 20,000,000	\$ 18,872,064	\$ 6,474,895	\$ 12,397,169	\$ 1,127,936	\$ -	\$ 1,127,936
3I - County Courthouse Administrative Complex, Including Parking			\$ 16,500,000	\$ 15,372,064	\$ 4,433,612	\$ 10,938,452	\$ 1,127,936	\$ -	\$ 1,127,936
3I.1 Repairs to Courthouse Parking Deck	9/29/2021	2022-1134 2022-2012 2022-2245 2023-0293		\$ 10,944,863.10	\$ 424,892	\$ 10,519,971			
3I.5.2 - DeKalb County Court Building HVAC Equipment Improvements	6/3/2021	2021-2501		\$ 910,000	\$ 910,000	\$ -			
3I.5.3 - DeKalb County Court Building Elevators	5/7/2019 4/10/2023	2019-3550 2023-0450 2023-0484		\$ 1,046,169	\$ 865,663	\$ 180,506			
3I.5.4 - DeKalb County Court Building Security Improvements	3/28/2022 1/12/2023	2022-1683 2022-2512 2023-0363 2023-0703		\$ 799,932	\$ 561,957	\$ 237,975			
3I.5.7 - DeKalb County Court Building Roof Repairs and Improvements	6/3/2021	2021-2759		\$ 1,671,100	\$ 1,671,100	\$ -			
3J - General Senior Center Repairs			\$ 1,000,000	\$ 1,000,000	\$ 886,292	\$ 113,708	\$ -	\$ -	\$ -
3J.1.1 - Lou Walker Senior Center (1) HVAC (2) Heat Exchanger (3) WSHF 45 Replacement	n/a	2018-1788 2020-0181		\$ 242,871	\$ 242,372	\$ 499			
3J.1.2 - 30 Warren St Senior Ctr (1) HVAC (2) Boiler Pump	3/12/2020	2020-0181		\$ 293,324	\$ 293,324	\$ -			
3J.2.1 - 30 Warren Street Senior Center Roof Repair	5/7/2019	2020-0445		\$ 178,576	\$ 145,322	\$ 33,254			
3J.3.1 - 30 Warren Street Senior Center Elevator Repair	12/9/2020	2020-0679		\$ 183,089	\$ 178,944	\$ 4,145			
3J.3.2 - Lou Walker Senior Center Elevator Repair	n/a	2021-2280		\$ 9,600	\$ 9,600	\$ -			
3J.4 - Lou Walker Senior Center Erosion Control Landscaping		2021-2708		\$ 16,730	\$ 16,730	\$ -			
General Senior Center Repairs HVAC Unallocated ³		2020-0181		\$ 75,809	\$ -	\$ 75,809			



3K - Repair of County Owned Health Care Facilities			\$ 1,000,000	\$ 1,000,000	\$ 1,000,000	\$ 0	\$ (0)	\$ -	\$ (0)
3K.1.1 - Richardson Health Care Facility HVAC	n/a	2018-1788		\$ 723,186	\$ 723,186	\$ -			
3K.1.2 - N DeKalb Health Center HVAC	3/12/2020	2020-0181		\$ 276,814	\$ 276,814	\$ 0			
3L - General Library Repairs			\$ 1,500,000	\$ 1,500,000	\$ 154,990	\$ 1,345,010	\$ -	\$ -	\$ -
3L.1 - Dumbwaiter System @ Decatur Main Library	5/9/2019	2019-3550		\$ 71,378	\$ 71,378	\$ -			
3L.2.1 - Flat Shoals Library Roof	5/9/2019	2019-3704 2020-0445 2021-2602 2022-1237		\$ 83,613	\$ 83,613	\$ -			
3L.3 - DeKalb County Library Facility Bathroom Renovations	9/29/2021 2/14/2022 7/13/2023	2022-1239 2022-1221 2023-0752		\$ 1,345,010	\$ -	\$ 1,345,010			
General Administrative Cost for All Projects			\$ 5,820,644	\$ 5,820,644	\$ 5,478,634	\$ 342,010	\$ -	\$ -	\$ -
4A - General Administrative	3/21/2019	2018-2272	\$ 5,820,644	\$ 5,820,644	\$ 5,478,634	\$ 342,010			

¹On-call budget amounts were split equally among the requested categories for A&E Services. Authorized budget amounts may be redistributed among categories as bids are received from vendors for specified scopes of work.

²Contract expired before funds were utilized. (SiteMix)

³Budget reflects CO#1 approved by BOC on 11/15/2022 (2022-1826).

*SPLOST Authorized Budget Expended includes paid invoices only. Through the end of August 2023, the SPLOST program has authorized 79% of the total SPLOST referendum budget and \$137M of the overall Total SPLOST Program Budget has been expended (\$169M has been invoiced to-date on all projects including those with outside funding sources). See Appendix G for detailed program financial status.

PROGRAM MANAGEMENT

Summary

Transportation: Construction continues on the following projects: SPLOST Phase 2 Resurfacing Area A (25 miles) and Area B (25 miles), 2021 LMIG Resurfacing (24 miles), 2022 LMIG Resurfacing (28 miles), McAfee Road Sidewalk, and the North Decatur Road Improvements project. Recommendation to award the 2023 LMIG Resurfacing project (25 miles) is in development. Construction continues on federal aid projects including Rockbridge Road Widening and Henderson Road Sidewalk. The Cedar Grove Bridge Design-Build project contract is being executed. The DeKalb Industrial Way at Milscott Drive Traffic Signal project bids are under review. Pedestrian crossing improvement projects at Pleasantdale Road and Briarcliff Road were advertised for bids. The South River Trail Phase VI and North Druid Hills Road at CSX Bridge Replacement design proposals are under review. Right-of-way continues on the East Rock Springs Road Roundabout and on the Glenwood Road Sidewalk project. Design services for multiple transportation projects are ongoing.

Public Safety Facilities and Related Capital Equipment: Fire Station No. 7 is complete. Design of Fire Station No. 27 and Fire Station No. 16 is underway. Phase coordination and site acquisition for three additional new fire stations continues. Funding for construction of Fire Station No. 28 was approved by the BOC in August. Design for the relocation of the Bobby Burgess Evidence Storage Facility continues. Development of a phased spending plan to address remaining issues at the Bobby Burgess complex is ongoing.

Repair of Capital Outlay Projects - Park and Recreation: Notice to proceed with Athletic Field Renovations at Hamilton and Redan Parks was issued. A contract was awarded for Stream Bank Restoration/Drainage and Stormwater Improvements at WD Thomson Park. The Medlock Park and Princeton Park Playgrounds are complete, and contracts continue for playgrounds at Shoal Creek 3 Park, Emmie Smith Park, WD Thomson Park, Washington Park, Oak Creek Park and Bruce Street Park (construction/installation will begin upon delivery of materials). Ten additional County Park Playground projects are scheduled to begin this year. Pavilion and Shade Structure improvements are complete at Glen Emerald, Shoal Creek II, and Washington Parks and contracts continue for Emory Grove, Exchange and County Line Parks. Design and permitting continues for projects at multiple Athletic and Recreation Facilities which includes the modernizations and upgrades to concession buildings, recreation centers, bathrooms and field houses as well as pavilion, shelter and shade structure improvements. Construction of the turf field improvements at Exchange Park are expected to be completed in September and Wade Walker, Midway and Shoal Creek Parks are expected to be completed in 2023. The NH Scott Pool buildings project is under contract for design and construction.

Repair of Capital Outlay Projects - General Repairs: Security Upgrades at the County Courthouse project continue. Contract execution for the Parking Deck Renovations at the County Courthouse Administrative Complex project is underway. Contract award for the Library Restrooms Renovations projects was approved by the BOC in August.

Program Management Activities

- 1 The SPLOST project team furthered planning and delivery efforts for several projects including:
- 2 Resurfacing Projects and Bridge Repair/Replacement projects
- 3 Bobby Burgess Building, DeKalb County Courthouse Administrative Complex, and Fire Stations
- 4 Road Operations and Safety and Traffic Calming Improvement Projects
- 5 Sidewalk and multi-use trail projects
- 6 Library Restroom Repair/Replacement Projects
- 7 DeKalb County Park improvements including Athletic Fields, Playgrounds, Tennis and Basketball Courts, Shelters, Shade Structures and Facilities, Lighting, and Aquatic and Recreation Facilities
- 8 Stream Bank Restoration / Drainage and Stormwater Improvements

Planned Activities for Next Period

- 1 Continue planning and executing scopes of work presented and approved by the BOC utilizing established protocol.
- 2 Continue/complete construction on active projects.
- 3 Continue to advance project development, design, right-of-way and construction across all program categories.

Issues

- 1 **Economy & Labor** Revenue trends have been strong since the onset of the pandemic, but subsequent concerns are being monitored. These include the effects of inflation and rising material costs driven by increased production, labor and transportation costs. In addition, the shortages of materials, long delivery times and local labor shortages are negatively impacting project schedules.

Financial

The original Program Management contract was issued to Moreland Altobelli (now Atlas Technical Consultants) in the amount of \$14,988,844.39 with a period of performance of 6/26/2018 to 12/31/2023. An NTP was issued for 8/2/2018. Subsequently, individual work authorizations and modifications were issued as follows:

1. **Work Authorization 1** - Project Management Core Services for FY 2018 in the amount of \$772,420.00 was issued under 1L Transportation Project Management. Period of performance is 8/27/2018 to 12/31/2018.
2. **Work Authorization 2** - CEI Services for 1A 2018 LMIG in the amount of \$309,780.00 was issued under 1L Transportation Project Management. Period of performance is 9/27/2018 to 9/3/2019.
3. **Work Authorization 3** - CEI Services for 1A Phase 1 SPLOST Road Resurfacing in the amount of \$1,132,000.00 was issued 11/9/2018 under 1L Transportation Project Management. Period of performance is 11/12/2018 to 11/13/2019.
4. **Work Authorization 4** - Project Management Core Services for FY 2019 was issued in the amount of \$1,543,880.00 (\$970,482.97 was issued under 1L Transportation Project Management; \$342,123.81 was issued under 4A General Admin - Public Safety; \$150,528.30 was issued under 4A General Admin - Parks and Recreation; \$80,744.92 was issued under 4A General Admin - General Repairs). Period of performance is 2/1/2019 to 8/31/2019.
5. **Work Authorization 5** - CEI Services for 3E Resurfacing Trails and Paved Areas in the amount of \$73,500.00 was issued under 4A General Administrative Costs. Period of performance is 3/21/2019 to 9/21/2019. WA #5 Modification 1 changed completion date to 12/31/21.
6. **Work Authorization 6** - CEI Services for 1B Flat Shoals, Henderson & Salem Road Sidewalks in the amount of \$353,500 was issued under 1L Transportation Project Management. Period of performance is 8/16/2019 to 12/31/2020. WA #6 Modification 1 changed completion date to 12/31/21 and increased not-to-exceed to \$693,895.71.
7. **Work Authorization 7** - CEI Services for 1B Rockbridge Road Streetscape in the amount of \$166,795 was issued under 1L Transportation Project Management. Period of performance is 1/8/2020 to 7/1/2021. WA #7 Modification 1 changed completion date to 12/31/21 and increased not-to-exceed to \$332,807.16.
8. **Work Authorization 8** - CEI Services for 1B Rockbridge Road Water/Sewer Improvements in the amount of \$32,900 was issued under 1L Transportation Project Management. Period of Performance is 1/8/2020 to 7/1/2021. WA #8 Modification 1 changed completion date to 9/30/21 and increased not-to-exceed to \$64,900.
9. **Work Authorization 9** - CEI Services for 1B South River Trail Phase 5 in the amount of \$70,457 and was issued under 1L Transportation Project Management. Period of performance is 9/26/2019 to 3/26/2021. WA#9 Modification 1 changed completion date to 12/31/21.
10. **Work Authorization 10** - Project Management Core Services for period of performance 11/1/2019 to 10/31/2020 in the amount of \$3,130,811.26 (\$1,968,027.97 was issued under 1L Transportation Project Management; \$693,787.77 was issued under 4A General Admin - Public Safety; \$305,254.10 was issued under 4A General Admin - Parks and Recreation; \$163,741.43 was issued under 4A General Admin - General Repairs).

11. **Work Authorization 11** - CEI Services for 1A 2019 LMIG Resurfacing in the amount of \$573,920.72 was issued under 1L Transportation Project Management. Period of performance is 12/20/2019 to 12/20/2020.
12. **Work Authorization 12** - CEI Services for 1C Sidewalk Construction in the amount of \$62,400.80 was issued under 1L Transportation Project Management. Period of performance is 04/01/2020 to 12/31/2020.
13. **Work Authorization 13** - Project Management Core Services for FY 2021 in the amount of \$3,280,000.00 (\$2,061,808.00 was issued under - 1L Transportation Project Management; \$726,848.00 was issued under 4A General Admin - Public Safety; \$319,800.00 was issued under 4A General Admin - Parks and Recreation; \$171,544.00 was issued under 4A General Admin - General Repairs). Period of performance is 01/01/2021 to 12/31/2021. Revision 1 to WA 13 was approved on 3/21/2022 and increased the amount to \$3,473,761.42 and extended completion to 02/28/2022. Revision 2 to WA 13 was approved on 7/7/2022 and increased the amount to \$4,125,888.70 and extended completion to 5/31/2022. Revision 3 to WA 13 was approved on 10/24/2022 and increased the amount to \$4,755,016.70 and extended the completion to 7/2/2022.
14. **Work Authorization 14** - CEI Services for 1A 2020 LMIG Resurfacing in the amount of \$657,818.10 was issued under 1L Transportation Project Management.
15. **Work Authorization 15** - CEI Services for 2A Fire Station No. 7 in the amount of \$166,400.00 was issued under 4A General Administrative Costs. Period of performance is 02/09/2021 to 02/23/2023.
16. **Work Authorization 16** - CEI Services for 1A Phase 2 SPLOST Road Resurfacing in the amount of \$1,258,256 was issued 03/18/2022 under 4A General Administrative Costs. Period of performance is 3/18/2022 to 3/18/2023. WA#13 Revision 3 reduced amount to \$629,128.00 to cover awarded construction contract for Area B. WA#16 Revision 1 increased contract time to 12/31/2023 to cover contractor's time extension.
17. **Work Authorization 17** - Right-of-Way Acquisition Services for 1C Pedestrian Improvements for Glenwood Road Sidewalk in the amount of \$261,700 was approved. Period of performance is 11/09/2021 to 12/31/2022.
18. **Change Order No. 1** - Project Management Core Services contract not-to-exceed increase from \$14,998,844.39 to \$17,763,346.75 was approved by the BOC on 11/15/2022.
19. **Work Authorization 18** - Project Management Core Services in the amount of \$3,378,400 was issued under CO#1 and was approved on 12/22/2022.
20. **Work Authorization 19** - CEI Services for 1A 2021 LMIG Resurfacing in the amount of \$636,452.00 was approved on 12/29/2022. Period of performance is 10/13/2022 to 12/31/2023.
21. **Work Authorization 20** - CEI Services for 1A Phase 2 SPLOST Road Resurfacing in the amount of \$682,115.00 was approved on 5/31/2023. Period of performance is 5/31/2023 to 6/30/2024.
22. **Work Authorization 21** - CEI Services for 1A 2022 LMIG Resurfacing in the amount of \$682,115.00 was approved on 03/07/2023. Period of performance is 03/07/2023 to 03/07/2024.

****Please note Core Services work authorizations are included in the original contract amount. All CEI Services are shown as supplemental services and will be addressed in future change orders. The Contract Status chart reflects final costs for Work Authorizations that have been completed and closed.***



Contract Status - Core Services		
Original Contract Amount:		\$12,329,927.51
Approved Work Authorizations:	\$12,289,919.54	
Invoiced to Date:		\$12,236,256.16
Remaining Work Authorizations Amount:	\$53,663.38	
Pending Work Authorizations:	\$40,065.77	
Current Contract Amount:		\$12,329,927.51
Remaining Contract Amount:		\$93,671.35
Percent of Contract Amount Complete:		99.24%
Contract Status - Supplemental Services		
Executed Supplemental Work Authorizations:		\$6,797,649.24
Invoiced to Date Supplemental Work Authorizations:		\$4,408,272.46
Remaining Supplemental Work Authorizations Contract Amount:	\$2,389,376.78	
Percent of Supplemental Work Authorizations Amount Complete:		64.85%
Pending Supplemental Work Authorizations:		\$0.00
Total Supplemental Services Amount:		\$6,797,649.24
Total Contract Status		
Current Contract Amount:		\$19,127,576.75
Total Invoiced to Date:		\$16,644,528.62
Remaining Contract Amount:		\$2,483,048.13
Percent of Contract Amount Complete:		87.02%

Schedule

Current authorized projects are progressing as planned. See respective project status pages for details.

Public Involvement

The team continues to support public involvement tasks including county-wide town hall meetings, individual board member's district meetings, and citizen's oversight group meetings.

Contract Compliance and LSBE

The total Board of Commissioners SPLOST awards are held at \$258,797,034 as of August 2023. The SPLOST Local Small Business Enterprise Program (LSBE) participation goal is \$105,915,853 or 40.9% percent.

During the month of August 2023, the SPLOST Contract Compliance Officer attended ten (10) Mandatory Prime/ LSBE Zoom meetings with Contracting and Procurement Team in which the Dekalb procurement was outlined for open solicitation. The Dekalb County Title VI Policy was presented to the attendees. Also attended one (1) bid solicitation openings and awaiting bidders cost opening.

Conducted outreach with weekly updates for the County Contracting and Purchasing Department through Zoom meetings, email, telephone contacts and text to various organizations, businesses, and subcontractors.

Attended three (3) meetings with SPLOST Team Program Manager, Contracting and Procurement Department and Finance Department to discuss and update the SPLOST Program activity, contract invoices and financial status.

Reviewed and confirmed LSBE listed participation on current awarded contracts. Continue to provide Dekalb SPLOST business opportunities outreach and training with Dekalb Purchasing scheduled nine times annually. Outreach includes activity through Zoom training, emails, text messaging and phone on the SPLOST Program, Contract Compliance and Title VI Policy for all external procurement Invitation To Bid (ITBs) and Request For Proposal (RFPs) advertised.

Conducted on-going monitoring with Prime and LSBE subcontractors. Conducted continuous monitoring to ensure Primes and Subs follow the Title VI, equal opportunity and LSBE policies. Updated monthly records of numerous Primes and LSBE subcontractor invoices, contractor payments and delinquency report.



Monthly Progress Report August 2023

Project	Vendor	Prime Contract #	Total Contract Amt	Total Invoice to Date	LSBE Contract Amt	LSBE Contract %	LSBE Amt to Date	% LSBE to Date
Work Authorization 1 ATC PM Core Services 2018	Atlas Technical Consultants (ATC)	1116360	\$772,279.00	\$772,279.00	\$99,000.00	13%	\$123,225.00	16%
Work Authorization 4 ATC PM Core Services 2019	Atlas Technical Consultants (ATC)	1116360	\$970,482.97	\$970,482.97	\$180,000.00	19%	\$186,335.00	19%
Work Authorization 10 ATC PM Core Services 2020	Atlas Technical Consultants (ATC)	1116360	\$1,967,966.90	\$1,967,966.90	\$255,843.64	13%	\$259,425.00	13%
PM Public Safety WA #10 Core Services 2020	Atlas Technical Consultants (ATC)	1116360	\$693,778.47	\$693,778.47	\$90,192.41	13%	\$127,025.02	18%
PM Parks and Recreation Repairs WA #10 Core Services 2020	Atlas Technical Consultants (ATC)	1116360	\$305,240.47	\$305,240.47	\$39,683.04	13%	\$16,275.00	5%
PM General Repairs WA #10 Core Services 2020	Atlas Technical Consultants (ATC)	1116360	\$163,715.57	\$163,715.57	\$21,286.38	13%	\$0.00	0%
Work Authorization 13 ATC PM Core Services 2021	Atlas Technical Consultants (ATC)	1116360	\$2,324,105.89	\$2,324,073.26	\$297,750.22	13%	\$376,438.00	16%
PM Public Safety WA #13 Core Services 2021	Atlas Technical Consultants (ATC)	1116360	\$1,451,333.71	\$1,451,313.37	\$104,965.72	7%	\$44,515.99	3%
PM Parks and Recreation Repairs WA #13 Core Services 2021	Atlas Technical Consultants (ATC)	1116360	\$638,680.14	\$638,649.49	\$46,183.02	7%	\$101,937.58	16%
PM General Repairs WA #13 Core Services 2021	Atlas Technical Consultants (ATC)	1116360	\$340,897.00	\$340,291.22	\$24,773.05	7%	\$10,052.11	3%
A/E Services for Transportation (On-Call) (Cedar Grove Bridge Prel. Design)	AECOM	1231552 - SPLOST	\$302,700.00	\$293,937.67	\$100,743.00	33%	\$100,540.50	34%
3C.16.1 Oak Creek Park Playground and Pavilion	Foresite Group	1174318	\$46,000.00	\$36,000.00	\$46,000.00	100%	\$36,000.00	100%
3B.1.13 County Line Park Pavilion A/E Services	Foresite Group	1174318	\$51,500.00	\$47,600.00	\$51,500.00	100%	\$47,600.00	100%
East Rock Springs Road Roundabout	Kimley-Horn and Associates, Inc.	14-902868	\$89,652.12	\$64,554.62	\$32,657.25	36%	\$0.00	0%
A/E Services for Athletic and Recreation Facilities	Pond & Company	1174317	\$190,000.00	\$127,513.86	\$190,000.00	100%	\$127,513.86	100%
Pools and Other Aquatic Facilities A&E Services	Pond & Company	1174317	\$198,252.00	\$180,947.14	\$198,252.00	100%	\$180,947.14	100%
Bobby Burgess Evidence Storage Facility	Pond & Company	1031586	\$490,000.00	\$202,032.25	\$490,000.00	100%	\$202,032.25	100%
Pools and Other Aquatic Facilities A&E Services	Pond & Company	1174317	\$4,500.00		\$4,500.00	100%		
Fire Station No. 27	Pond & Company	1272818	\$585,855.60	\$43,636.40	\$585,855.60	100%	\$43,636.40	100%
Advance Patching / Pothole Repair (C) HEH Paving	HEH Paving, Inc.	1118593	\$157,457.66		\$157,457.66	100%		
Advance Patching / Pothole Repair (A) A&S	A&S Paving	1118591	\$142,550.10	\$142,550.10	\$76,440.00	54%	\$76,440.00	54%
Gresham Park Resurfacing - Rec Center	Autaco Development	1139826	\$288,214.22	\$288,155.13	\$288,214.22	100%	\$288,155.13	100%
3B.3.12 Exchange Facility Drainage Improvements	Autaco Development	1191813	\$133,059.30	\$133,059.30	\$133,059.30	100%	\$133,059.30	100%
Stream Bank Restoration/Drainage and Stormwater Improvements at Medlock Park	Autaco Development	1139826	\$9,259.00	\$9,255.00	\$9,259.00	100%	\$9,255.00	100%
3B.3.13 Gresham Park Concession Building Modernizations and Upgrades	Autaco Development	1191813	\$162,609.00	\$154,689.00	\$162,609.00	100%	\$154,689.00	100%
3B.3.12 Exchange Facility Drainage Improvements	Autaco Development	1191813	\$12,301.50	\$12,301.50	\$12,301.50	100%	\$12,301.50	100%
Stream Bank Restoration/Drainage and Stormwater Improvements at Medlock Park	Autaco Development	1139826	\$46,731.00	\$46,470.00	\$46,731.00	100%	\$46,470.00	100%
Pedestrian Improvements (Ph. 1 and 2)	Autaco Development	1139826	\$205,840.00	\$197,282.00	\$205,840.00	100%	\$197,282.00	100%
Hidden Acres Park	Autaco Development	1139826	\$292,445.55	\$292,445.55	\$292,445.55	100%	\$292,445.55	100%
Rock Chapel Park	Autaco Development	1139826	\$165,354.15	\$165,354.15	\$165,354.15	100%	\$165,354.15	100%
Mary Scott Park	Autaco Development	1139826	\$63,730.60	\$63,730.60	\$63,730.60	100%	\$63,730.60	100%
Pedestrian Improvements (Ph. 1 and 2)	Autaco Development	1139826	\$288,122.55	\$288,122.55	\$288,122.55	100%	\$288,122.55	100%



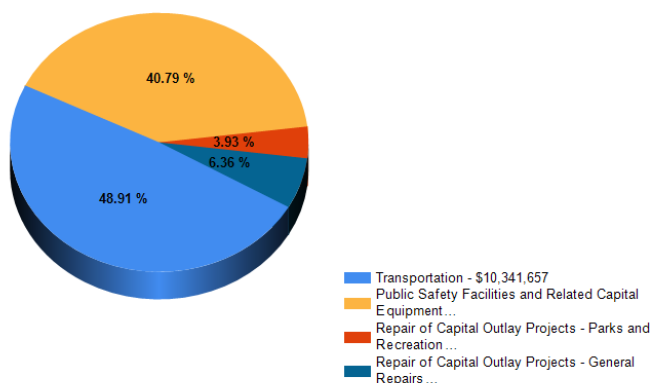
Monthly Progress Report August 2023

Project	Vendor	Prime Contract #	Total Contract Amt	Total Invoice to Date	LSBE Contract Amt	LSBE Contract %	LSBE Amt to Date	% LSBE to Date
Phase One SPLOST Resurfacing (A) CW Matthews	C. W. Matthews Contracting Co.	1128997 (A)	\$12,955,725.40	\$12,878,348.20	\$2,591,391.50	20%	\$2,393,542.76	19%
Rockbridge Road Streetscape	ER Snell	1171444 - GDOT	\$871,587.42	\$490,132.86	\$80,550.00	9%	\$0.00	0%
Rockbridge Road Streetscape	ER Snell	1171444 - GDOT	\$441,600.00	\$426,218.05	\$441,600.00	100%	\$426,218.05	100%
Rockbridge Road Streetscape	ER Snell	1171444 - DWM/CIP/R&E	\$1,430,894.20	\$1,173,747.44	\$1,430,894.20	100%	\$1,173,747.44	100%
Rockbridge Road Streetscape	ER Snell	1171444 - SPLOST	\$2,310,185.63	\$343,521.08	\$2,310,185.63	100%	\$343,521.08	100%
Midway Park Metal Roof (1)	Hawk Construction	1175307	\$59,212.00	\$49,212.00	\$59,212.00	100%	\$49,212.00	100%
Flat Shoals Library Roof Repair and Replacement	Hawk Construction	1175307	\$83,612.50	\$83,612.50	\$83,612.50	100%	\$83,612.50	100%
Shoal Creek Park Metal Roof (2)	Hawk Construction	1175307	\$113,814.00	\$103,814.00	\$113,814.00	100%	\$103,814.00	100%
True Love Park Metal Roof (1)	Hawk Construction	1175307	\$80,560.00	\$70,560.00	\$80,560.00	100%	\$70,560.00	100%
Rock Chapel Park Metal Roof (2)	Hawk Construction	1175307	\$99,508.00	\$89,508.00	\$99,508.00	100%	\$89,508.00	100%
Redan Park Metal Roof (5)	Hawk Construction	1175307	\$135,957.00	\$120,957.00	\$135,957.00	100%	\$120,957.00	100%
Lucious Sanders Community Center Roof Repair and Replacement	Hawk Construction	1175307	\$10,588.00		\$10,588.00	100%		
Wade Walker Park Maintenance Shop Roof Repair and Replacement	Hawk Construction	1175305	\$216,666.00	\$186,666.00	\$216,666.00	100%	\$186,666.00	100%
Roof Maintenance Repair and Replacement at DeKalb County Fire Stations	Hawk Construction	1242525	\$1,136,640.00	\$1,034,530.00	\$1,136,640.00	100%	\$1,034,530.00	100%
Lucious Sanders Community Center Roof Repair and Replacement	Hawk Construction	1175307	\$334,507.00	\$345,095.00	\$334,507.00	100%	\$345,095.00	100%
Lithonia Park Shelter Roof Repair and Replacement	Hawk Construction	1175305	\$65,172.00	\$55,402.00	\$65,172.00	100%	\$55,402.00	100%
Cedar Grove Road Bridge Detour Route Improvements	HEH Paving, Inc.	1118593	\$245,000.00	\$230,247.42	\$245,000.00	100%	\$230,247.42	100%
Advance Patching / Pothole Repair (C) HEH Paving	HEH Paving, Inc.	1118593	\$144,230.98	\$144,230.98	\$144,230.98	100%	\$144,230.98	100%
2019 LMIG Resurfacing	HEH Paving, Inc.	1183559	\$11,554,668.64	\$11,554,668.64	\$11,554,668.64	100%	\$11,554,668.64	100%
2021 LMIG Resurfacing	HEH Paving, Inc.	1295610	\$14,893,107.61	\$1,145,086.04	\$14,893,107.61	100%	\$1,145,086.04	100%
Phase Two SPLOST Resurfacing (B)	HEH Paving, Inc.	1263589	\$15,105,048.44	\$8,840,578.08	\$15,105,048.44	100%	\$8,840,578.08	100%
South Fork Peachtree Creek Trail/Old Clairmont Road	Lori's Transportation & Excavation LLC	1198405	\$20,720.35	\$20,720.35	\$20,720.35	100%	\$20,720.35	100%
Basketball Court Resurfacing	McGrath Industries dba Talbot Tennis	1214307	\$341,502.00	\$338,644.00	\$67,799.60	20%	\$0.00	0%
Tennis Court Resurfacing	McGrath Industries dba Talbot Tennis	1214306	\$1,024,256.00	\$662,775.00	\$158,437.40	15%	\$0.00	0%
2020 LMIG Resurfacing	Pittman Construction Company	1246649	\$11,475,975.33	\$11,475,975.33	\$2,644,428.76	23%	\$0.00	0%
Phase One SPLOST Resurfacing (B) Pittman	Pittman Construction Company	1128328 (B)	\$12,824,989.24	\$12,580,274.32	\$4,307,225.23	34%	\$3,961,425.28	31%
2018 LMIG Resurfacing Construction Pittman	Pittman Construction Company	1122348	\$7,884,218.24	\$7,884,218.24	\$1,518,560.00	19%	\$1,606,810.69	20%
North Decatur Road Improvements	SD&C, Inc.	1288704	\$652,200.71	\$584,938.25	\$652,200.71	100%	\$584,938.25	100%
Pedestrian Improvements (Ph. 1 and 2)	SD&C, Inc.	1139824	\$255,411.00	\$223,816.80	\$255,411.00	100%	\$223,816.80	100%
Chestnut Street Complex	SD&C, Inc.	1139824	\$621,026.92	\$621,026.92	\$621,026.92	100%	\$621,026.92	100%
Pedestrian Improvements (Ph. 1 and 2)	SD&C, Inc.	1139824	\$148,915.30	\$148,915.30	\$148,915.30	100%	\$148,915.30	100%
Bobby Burgess Evidence Storage Facility	SoCo Contracting Company, Inc.	1191816	\$784,829.00	\$291,259.00	\$784,829.00	100%	\$291,259.00	100%
PM Parks and Recreation Repairs WA #5 CEI Services (3E) Resurfacing(ATC) Trails and Paved Areas	Atlas Technical Consultants	1116360	\$73,500.00	\$37,083.76	\$9,600.00	13%	\$1,274.00	3%
30 Warren Street Senior Center Roof Repair	Hawk Construction	1175307	\$178,576.00	\$145,322.00	\$178,576.00	100%	\$145,322.00	100%
Total			\$112,129,019.38	\$86,798,532.10	\$67,261,393.63	60%	\$39,707,509.21	46%

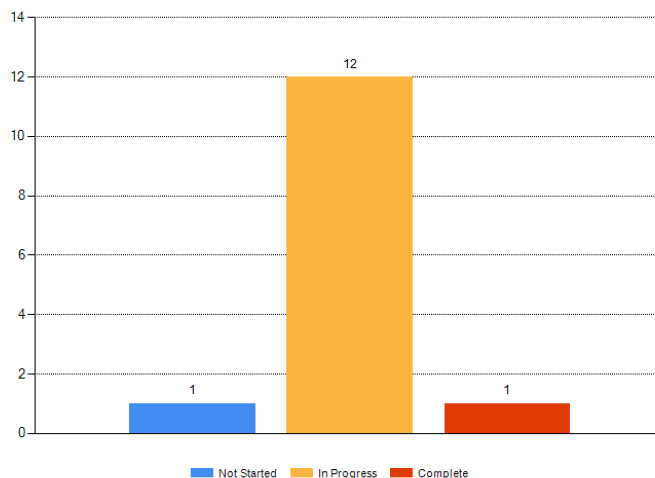
DISTRICT 1 STATUS

COMMISSIONER: ROBERT PATRICK

District 1 Budget By Category



District 1 Active Project Status



Active District Projects

Name	District(s) / Super	Status
Phase Two SPLOST Resurfacing	01, 02, 03, 04, 05 / 06, 07	In Construction
2022 LMIG Resurfacing	01, 02, 03, 04, 05 / 06, 07	Purchasing
Flat Shoals, Henderson, Salem Roads Sidewalks	01, 03, 05 / 06, 07	In Construction
A/E Services for Transportation (On-Call)	01, 02, 03, 04, 05 / 06, 07	Design Phase
2021 LMIG Pavement Marking Safety Upgrades	01, 03, 04, 05 / 06, 07	Construction Complete
A/E Services for Transportation (On-Call)	01, 02, 03, 04, 05 / 06, 07	Design Phase
A/E Services for Transportation (On-Call)	01, 02, 03, 04, 05 / 06, 07	Design Phase
Presidential Drive Bridge Repair	01 / 07	Design Phase
A/E Services for Transportation (On-Call)	01, 02, 03, 04, 05 / 06, 07	Design Phase
Transportation Program Management	01, 02, 03, 04, 05 / 06, 07	Program Management
Fire Station No. 5	01 / 07	Design Phase
DeKalb County Libraries Restroom Renovations	01, 02, 03, 04, 05 / 06, 07	In Construction
General Administrative	01, 02, 03, 04, 05 / 06, 07	In Progress

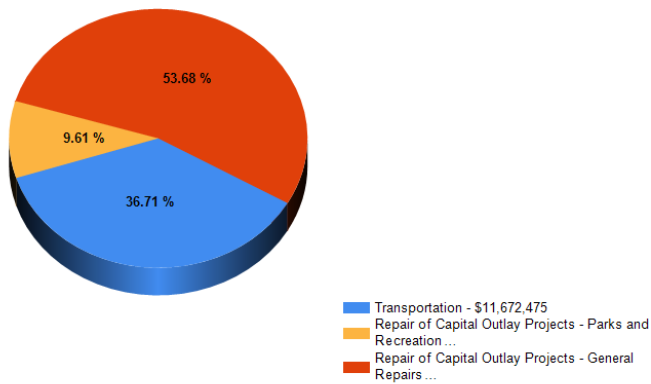
Planned District Projects

Name	District(s) / Super
2023 LMIG Resurfacing	01, 02, 03, 04, 05 / 06, 07
Pedestrian Improvements	01, 02, 03, 04, 05 / 06, 07
Commission District Transportation Projects	01, 02, 03, 04, 05 / 06, 07
Parks, Playgrounds and Recreational Areas (14 Parks)	01, 02, 03, 04, 05 / 06, 07
Resurfacing Trails and Paved Areas	01, 02, 03, 04, 05 / 06, 07

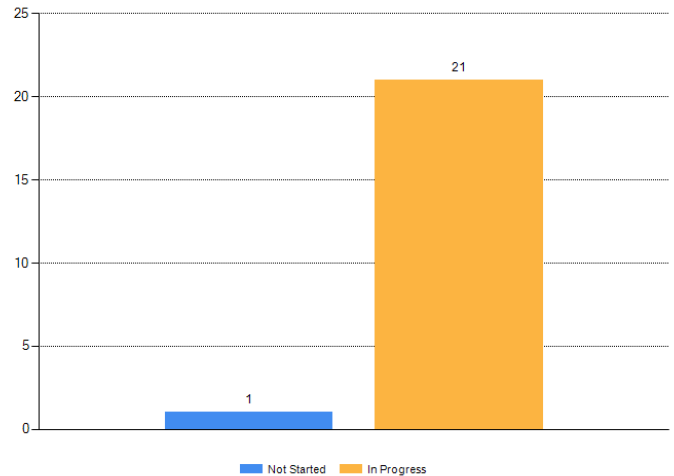
DISTRICT 2 STATUS

COMMISSIONER: MICHELLE LONG SPEARS

District 2 Budget By Category



District 2 Active Project Status



Active District Projects

Name	District(s) / Super	Status
Phase Two SPLOST Resurfacing	01, 02, 03, 04, 05 / 06, 07	In Construction
2021 LMIG Resurfacing	02, 03, 04, 05 / 06, 07	In Construction
2022 LMIG Resurfacing	01, 02, 03, 04, 05 / 06, 07	Purchasing
A/E Services for Transportation (On-Call)	01, 02, 03, 04, 05 / 06, 07	Design Phase
North Druid Hills Road/Valley Brook Road Corridor Study	02, 04 / 06	In Progress
East Rock Springs Road Roundabout	02 / 06	ROW Phase
Briarcliff Road Rectangular Rapid Flashing Beacon Crosswalks	02 / 06	Purchasing
A/E Services for Transportation (On-Call)	01, 02, 03, 04, 05 / 06, 07	Design Phase
A/E Services for Transportation (On-Call)	01, 02, 03, 04, 05 / 06, 07	Design Phase
North Decatur Road Improvements	02 / 06	In Construction
Waldrop Road Bridge Repair	02 / 06	Design Phase
A/E Services for Transportation (On-Call)	01, 02, 03, 04, 05 / 06, 07	Design Phase
Transportation Program Management	01, 02, 03, 04, 05 / 06, 07	Program Management
Athletic and Recreation Facilities Pavilions, Shelters and Shade Structures Improvements	02, 03, 04, 05 / 06, 07	In Construction
Tennis Court and Basketball Court Resurfacing	02, 03 / 06, 07	In Construction
Stream Bank Restoration / Drainage and Stormwater Improvements	02 / 06	In Progress
Repairs to Courthouse Parking Deck	02 / 06	Design Phase
DeKalb County Court Building - Security Improvements	02 / 06	Installation
DeKalb County Libraries Restroom Renovations	01, 02, 03, 04, 05 / 06, 07	In Construction
General Administrative	01, 02, 03, 04, 05 / 06, 07	In Progress

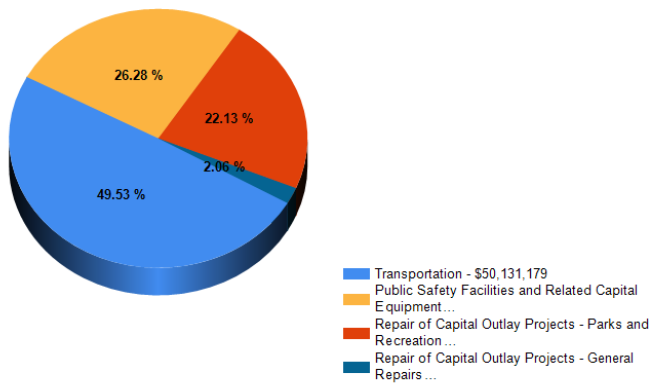
Planned District Projects

Name	District(s) / Super
2023 LMIG Resurfacing	01, 02, 03, 04, 05 / 06, 07
North Druid Hills Road at CSX Railroad Bridge Replacement	02 / 06
Pedestrian Improvements	01, 02, 03, 04, 05 / 06, 07
Commission District Transportation Projects	01, 02, 03, 04, 05 / 06, 07
Parks, Playgrounds and Recreational Areas (14 Parks)	01, 02, 03, 04, 05 / 06, 07
Resurfacing Trails and Paved Areas	01, 02, 03, 04, 05 / 06, 07

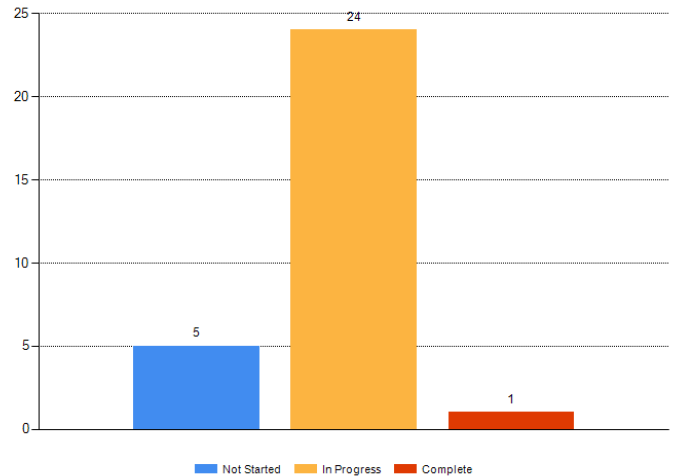
DISTRICT 3 STATUS

COMMISSIONER: LARRY JOHNSON

District 3 Budget By Category



District 3 Active Project Status



Active District Projects

Name	District(s) / Super	Status
Phase Two SPLOST Resurfacing	01, 02, 03, 04, 05 / 06, 07	In Construction
2021 LMIG Resurfacing	02, 03, 04, 05 / 06, 07	In Construction
2022 LMIG Resurfacing	01, 02, 03, 04, 05 / 06, 07	Purchasing
Flat Shoals, Henderson, Salem Roads Sidewalks	01, 03, 05 / 06, 07	In Construction
A/E Services for Transportation (On-Call)	01, 02, 03, 04, 05 / 06, 07	Design Phase
2021 LMIG Pavement Marking Safety Upgrades	01, 03, 04, 05 / 06, 07	Construction Complete
A/E Services for Transportation (On-Call)	01, 02, 03, 04, 05 / 06, 07	Design Phase
Glenwood Road Sidewalk Ph. 3	03, 05 / 07	Design Phase
McAfee Road Sidewalk	03 / 07	In Construction
A/E Services for Transportation (On-Call)	01, 02, 03, 04, 05 / 06, 07	Design Phase
Old Castle Multi-Use Trail (S. River Trail Phase 7)	03 / 06	ROW Phase
Panthersville Road Bridge Repair	03 / 06	Design Phase
Rainbow Drive Bridge Repair	03 / 07	Design Phase
Cedar Grove Road Bridge Design-Build	03 / 06	Design Phase
A/E Services for Transportation (On-Call)	01, 02, 03, 04, 05 / 06, 07	Design Phase
Transportation Program Management	01, 02, 03, 04, 05 / 06, 07	Program Management
Fire Station No. 16	03 / 07	Design Phase
Athletic Field Renovations at Exchange, Wade Walker, Midway and Shoal Creek Parks	03, 04 / 07	In Construction
Athletic and Recreation Facilities Modernizations and Upgrades	03, 04, 05 / 06, 07	In Construction
Athletic and Recreation Facilities Pavilions, Shelters and Shade Structures Improvements	02, 03, 04, 05 / 06, 07	In Construction
NH Scott Park Pool Renovations and Upgrades	03 / 06	In Progress
Gresham Park Resurfacing - Athletic Fields	03 / 06	Not Started
Tennis Court and Basketball Court Resurfacing	02, 03 / 06, 07	In Construction
DeKalb County Libraries Restroom Renovations	01, 02, 03, 04, 05 / 06, 07	In Construction
General Administrative	01, 02, 03, 04, 05 / 06, 07	In Progress

Planned District Projects

Name	District(s) / Super
2023 LMIG Resurfacing	01, 02, 03, 04, 05 / 06, 07
South River Trail Extension Phase VI (Crestdale Circle to near Boulder Walk Drive)	03 / 06

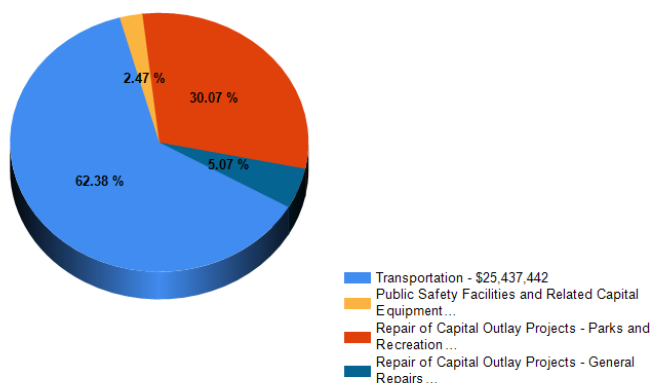


Name	District(s) / Super
Constitution Road Freight Corridor Operational and Safety Improvements - Phase 1	03 / 06
South River Trail Extension (Waldrop Rd to MLK HS) Study	03, 05 / 07
Pedestrian Improvements	01, 02, 03, 04, 05 / 06, 07
Commission District Transportation Projects	01, 02, 03, 04, 05 / 06, 07
Fire Station No. 28	03 / 07
Parks, Playgrounds and Recreational Areas (14 Parks)	01, 02, 03, 04, 05 / 06, 07
Resurfacing Trails and Paved Areas	01, 02, 03, 04, 05 / 06, 07

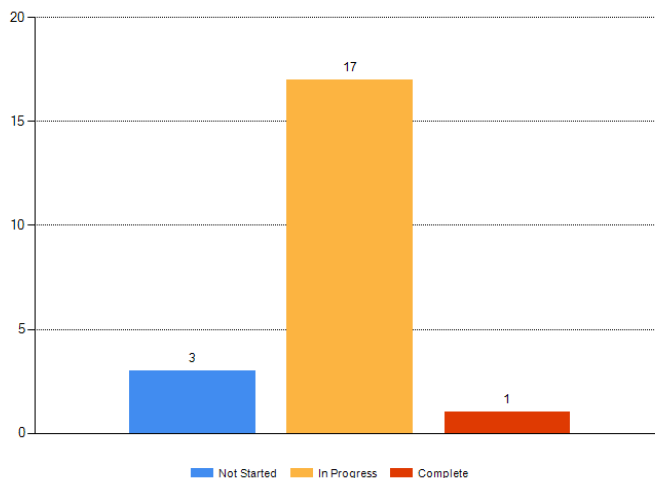
DISTRICT 4 STATUS

COMMISSIONER: STEVE BRADSHAW

District 4 Budget By Category



District 4 Active Project Status



Active District Projects

Name	District(s) / Super	Status
Phase Two SPLOST Resurfacing	01, 02, 03, 04, 05 / 06, 07	In Construction
2021 LMIG Resurfacing	02, 03, 04, 05 / 06, 07	In Construction
2022 LMIG Resurfacing	01, 02, 03, 04, 05 / 06, 07	Purchasing
Rockbridge Road from Allgood Rd to Rowland Rd	04 / 07	In Construction
A/E Services for Transportation (On-Call)	01, 02, 03, 04, 05 / 06, 07	Design Phase
North Druid Hills Road/Valley Brook Road Corridor Study	02, 04 / 06	In Progress
2021 LMIG Pavement Marking Safety Upgrades	01, 03, 04, 05 / 06, 07	Construction Complete
Redan Road Safety and Operations Improvements Study	04, 05 / 07	Not Started
Orion Drive Bridge Upgrade / Replacement	04 / 06	Design Phase
A/E Services for Transportation (On-Call)	01, 02, 03, 04, 05 / 06, 07	Design Phase
A/E Services for Transportation (On-Call)	01, 02, 03, 04, 05 / 06, 07	Design Phase
A/E Services for Transportation (On-Call)	01, 02, 03, 04, 05 / 06, 07	Design Phase
DeKalb Industrial at Milscott Traffic Signal and Pedestrian Crossing	04 / 06	Not Started
Transportation Program Management	01, 02, 03, 04, 05 / 06, 07	Program Management
Athletic Field Renovations at Exchange, Wade Walker, Midway and Shoal Creek Parks	03, 04 / 07	In Construction
Athletic and Recreation Facilities Modernizations and Upgrades	03, 04, 05 / 06, 07	In Construction
Athletic and Recreation Facilities Pavilions, Shelters and Shade Structures Improvements	02, 03, 04, 05 / 06, 07	In Construction
DeKalb County Libraries Restroom Renovations	01, 02, 03, 04, 05 / 06, 07	In Construction
General Administrative	01, 02, 03, 04, 05 / 06, 07	In Progress

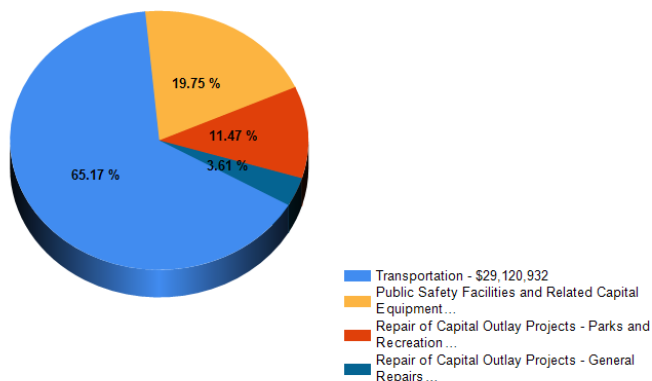
Planned District Projects

Name	District(s) / Super
2023 LMIG Resurfacing	01, 02, 03, 04, 05 / 06, 07
Pedestrian Improvements	01, 02, 03, 04, 05 / 06, 07
Commission District Transportation Projects	01, 02, 03, 04, 05 / 06, 07
Athletic Field Renovations at Hamilton and Redan Parks	04, 05 / 06, 07
Parks, Playgrounds and Recreational Areas (14 Parks)	01, 02, 03, 04, 05 / 06, 07
Resurfacing Trails and Paved Areas	01, 02, 03, 04, 05 / 06, 07

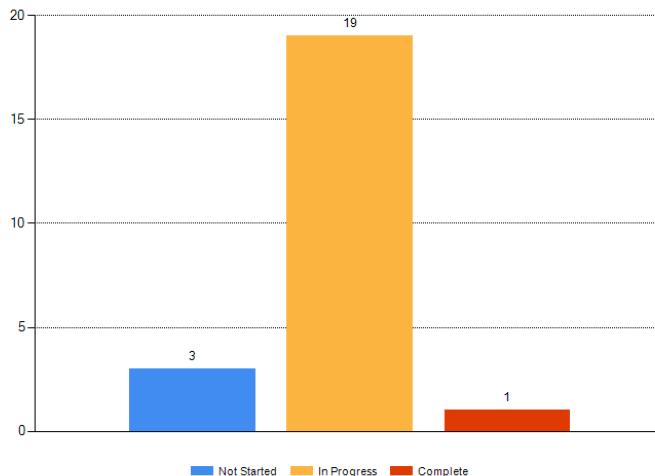
DISTRICT 5 STATUS

COMMISSIONER: MEREDA DAVIS JOHNSON

District 5 Budget By Category



District 5 Active Project Status



Active District Projects

Name	District(s) / Super	Status
Phase Two SPLOST Resurfacing	01, 02, 03, 04, 05 / 06, 07	In Construction
2021 LMIG Resurfacing	02, 03, 04, 05 / 06, 07	In Construction
2022 LMIG Resurfacing	01, 02, 03, 04, 05 / 06, 07	Purchasing
Flat Shoals, Henderson, Salem Roads Sidewalks	01, 03, 05 / 06, 07	In Construction
A/E Services for Transportation (On-Call)	01, 02, 03, 04, 05 / 06, 07	Design Phase
2021 LMIG Pavement Marking Safety Upgrades	01, 03, 04, 05 / 06, 07	Construction Complete
Redan Road Safety and Operations Improvements Study	04, 05 / 07	Not Started
A/E Services for Transportation (On-Call)	01, 02, 03, 04, 05 / 06, 07	Design Phase
Glenwood Road Sidewalk Ph. 3	03, 05 / 07	Design Phase
A/E Services for Transportation (On-Call)	01, 02, 03, 04, 05 / 06, 07	Design Phase
A/E Services for Transportation (On-Call)	01, 02, 03, 04, 05 / 06, 07	Design Phase
Transportation Program Management	01, 02, 03, 04, 05 / 06, 07	Program Management
Bobby Burgess Evidence Storage Facility	05 / 07	Design Phase
Athletic and Recreation Facilities Modernizations and Upgrades	03, 04, 05 / 06, 07	In Construction
Athletic and Recreation Facilities Pavilions, Shelters and Shade Structures Improvements	02, 03, 04, 05 / 06, 07	In Construction
DeKalb County Libraries Restroom Renovations	01, 02, 03, 04, 05 / 06, 07	In Construction
General Administrative	01, 02, 03, 04, 05 / 06, 07	In Progress

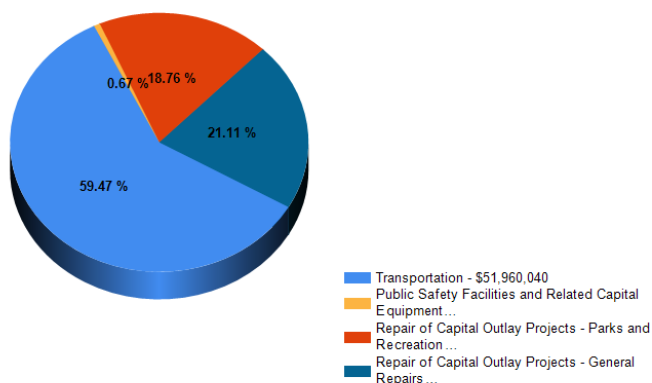
Planned District Projects

Name	District(s) / Super
2023 LMIG Resurfacing	01, 02, 03, 04, 05 / 06, 07
South River Trail Extension (Waldrop Rd to MLK HS) Study	03, 05 / 07
Pedestrian Improvements	01, 02, 03, 04, 05 / 06, 07
Commission District Transportation Projects	01, 02, 03, 04, 05 / 06, 07
Fire Station No. 27	05 / 07
Fire Station No. 14	05 / 07
Bobby Burgess Building A&E Needs Assessment	05 / 07
Athletic Field Renovations at Hamilton and Redan Parks	04, 05 / 06, 07
Parks, Playgrounds and Recreational Areas (14 Parks)	01, 02, 03, 04, 05 / 06, 07
Resurfacing Trails and Paved Areas	01, 02, 03, 04, 05 / 06, 07

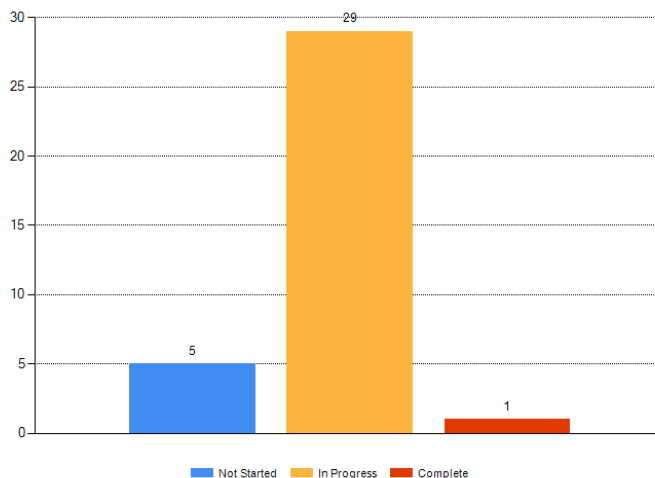
DISTRICT 6 STATUS

COMMISSIONER: EDWARD "TED" TERRY

District 6 Budget By Category



District 6 Active Project Status



Active District Projects

Name	District(s) / Super	Status
Phase Two SPLOST Resurfacing	01, 02, 03, 04, 05 / 06, 07	In Construction
2021 LMIG Resurfacing	02, 03, 04, 05 / 06, 07	In Construction
2022 LMIG Resurfacing	01, 02, 03, 04, 05 / 06, 07	Purchasing
Flat Shoals, Henderson, Salem Roads Sidewalks	01, 03, 05 / 06, 07	In Construction
A/E Services for Transportation (On-Call)	01, 02, 03, 04, 05 / 06, 07	Design Phase
North Druid Hills Road/Valley Brook Road Corridor Study	02, 04 / 06	In Progress
East Rock Springs Road Roundabout	02 / 06	ROW Phase
2021 LMIG Pavement Marking Safety Upgrades	01, 03, 04, 05 / 06, 07	Construction Complete
Orion Drive Bridge Upgrade / Replacement	04 / 06	Design Phase
Briarcliff Road Rectangular Rapid Flashing Beacon Crosswalks	02 / 06	Purchasing
A/E Services for Transportation (On-Call)	01, 02, 03, 04, 05 / 06, 07	Design Phase
A/E Services for Transportation (On-Call)	01, 02, 03, 04, 05 / 06, 07	Design Phase
North Decatur Road Improvements	02 / 06	In Construction
Old Castle Multi-Use Trail (S. River Trail Phase 7)	03 / 06	ROW Phase
Panthersville Road Bridge Repair	03 / 06	Design Phase
Waldrop Road Bridge Repair	02 / 06	Design Phase
Cedar Grove Road Bridge Design-Build	03 / 06	Design Phase
A/E Services for Transportation (On-Call)	01, 02, 03, 04, 05 / 06, 07	Design Phase
DeKalb Industrial at Milscott Traffic Signal and Pedestrian Crossing	04 / 06	Not Started
Transportation Program Management	01, 02, 03, 04, 05 / 06, 07	Program Management
Athletic and Recreation Facilities Modernizations and Upgrades	03, 04, 05 / 06, 07	In Construction
Athletic and Recreation Facilities Pavilions, Shelters and Shade Structures Improvements	02, 03, 04, 05 / 06, 07	In Construction
NH Scott Park Pool Renovations and Upgrades	03 / 06	In Progress
Gresham Park Resurfacing - Athletic Fields	03 / 06	Not Started
Tennis Court and Basketball Court Resurfacing	02, 03 / 06, 07	In Construction
Stream Bank Restoration / Drainage and Stormwater Improvements	02 / 06	In Progress
Repairs to Courthouse Parking Deck	02 / 06	Design Phase
DeKalb County Court Building - Security Improvements	02 / 06	Installation
DeKalb County Libraries Restroom Renovations	01, 02, 03, 04, 05 / 06, 07	In Construction
General Administrative	01, 02, 03, 04, 05 / 06, 07	In Progress



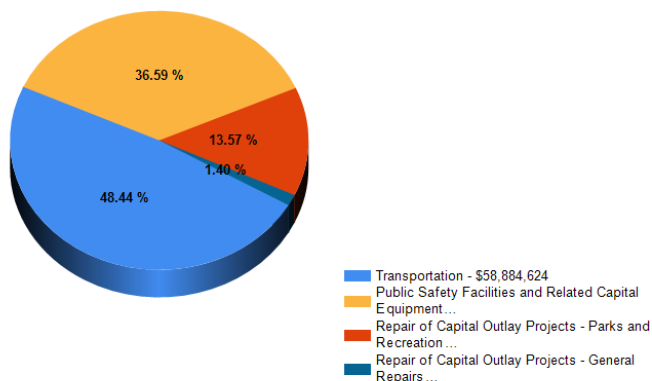
Planned District Projects

Name	District(s) / Super
2023 LMIG Resurfacing	01, 02, 03, 04, 05 / 06, 07
South River Trail Extension Phase VI (Crestdale Circle to near Boulder Walk Drive)	03 / 06
Constitution Road Freight Corridor Operational and Safety Improvements - Phase 1	03 / 06
North Druid Hills Road at CSX Railroad Bridge Replacement	02 / 06
Pedestrian Improvements	01, 02, 03, 04, 05 / 06, 07
Commission District Transportation Projects	01, 02, 03, 04, 05 / 06, 07
Athletic Field Renovations at Hamilton and Redan Parks	04, 05 / 06, 07
Parks, Playgrounds and Recreational Areas (14 Parks)	01, 02, 03, 04, 05 / 06, 07
Resurfacing Trails and Paved Areas	01, 02, 03, 04, 05 / 06, 07

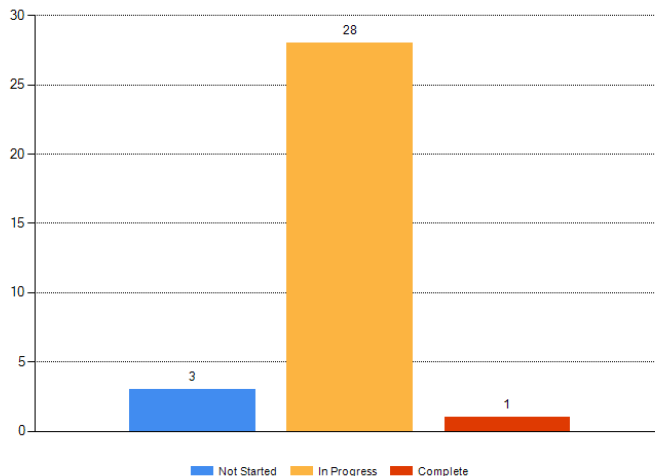
DISTRICT 7 STATUS

COMMISSIONER: LORRAINE COCHRAN-JOHNSON

District 7 Budget By Category



District 7 Active Project Status



Active District Projects

Name	District(s) / Super	Status
Phase Two SPLOST Resurfacing	01, 02, 03, 04, 05 / 06, 07	In Construction
2021 LMIG Resurfacing	02, 03, 04, 05 / 06, 07	In Construction
2022 LMIG Resurfacing	01, 02, 03, 04, 05 / 06, 07	Purchasing
Rockbridge Road from Allgood Rd to Rowland Rd	04 / 07	In Construction
Flat Shoals, Henderson, Salem Roads Sidewalks	01, 03, 05 / 06, 07	In Construction
A/E Services for Transportation (On-Call)	01, 02, 03, 04, 05 / 06, 07	Design Phase
2021 LMIG Pavement Marking Safety Upgrades	01, 03, 04, 05 / 06, 07	Construction Complete
Redan Road Safety and Operations Improvements Study	04, 05 / 07	Not Started
A/E Services for Transportation (On-Call)	01, 02, 03, 04, 05 / 06, 07	Design Phase
Glenwood Road Sidewalk Ph. 3	03, 05 / 07	Design Phase
McAfee Road Sidewalk	03 / 07	In Construction
A/E Services for Transportation (On-Call)	01, 02, 03, 04, 05 / 06, 07	Design Phase
Presidential Drive Bridge Repair	01 / 07	Design Phase
Rainbow Drive Bridge Repair	03 / 07	Design Phase
A/E Services for Transportation (On-Call)	01, 02, 03, 04, 05 / 06, 07	Design Phase
Transportation Program Management	01, 02, 03, 04, 05 / 06, 07	Program Management
Fire Station No. 16	03 / 07	Design Phase
Fire Station No. 5	01 / 07	Design Phase
Bobby Burgess Evidence Storage Facility	05 / 07	Design Phase
Athletic Field Renovations at Exchange, Wade Walker, Midway and Shoal Creek Parks	03, 04 / 07	In Construction
Athletic and Recreation Facilities Modernizations and Upgrades	03, 04, 05 / 06, 07	In Construction
Athletic and Recreation Facilities Pavilions, Shelters and Shade Structures Improvements	02, 03, 04, 05 / 06, 07	In Construction
Tennis Court and Basketball Court Resurfacing	02, 03 / 06, 07	In Construction
DeKalb County Libraries Restroom Renovations	01, 02, 03, 04, 05 / 06, 07	In Construction
General Administrative	01, 02, 03, 04, 05 / 06, 07	In Progress

Planned District Projects

Name	District(s) / Super
2023 LMIG Resurfacing	01, 02, 03, 04, 05 / 06, 07
South River Trail Extension (Waldrop Rd to MLK HS) Study	03, 05 / 07



Name	District(s) / Super
Pedestrian Improvements	01, 02, 03, 04, 05 / 06, 07
Commission District Transportation Projects	01, 02, 03, 04, 05 / 06, 07
Fire Station No. 27	05 / 07
Fire Station No. 14	05 / 07
Fire Station No. 28	03 / 07
Bobby Burgess Building A&E Needs Assessment	05 / 07
Athletic Field Renovations at Hamilton and Redan Parks	04, 05 / 06, 07
Parks, Playgrounds and Recreational Areas (14 Parks)	01, 02, 03, 04, 05 / 06, 07
Resurfacing Trails and Paved Areas	01, 02, 03, 04, 05 / 06, 07

PROJECT: 1A.3 PHASE TWO SPLOST RESURFACING

Program	2018-2024 SPLOST
Scope	This project will resurface approximately 50 miles of roads, including arterial routes, with ratings of 30 or higher. There are 25 miles of road in Area A and 25 miles of road in Area B. The total estimated cost is \$29.45M. All work under this project will occur in unincorporated areas of the county. The services to be provided are: lump sum price for traffic control; recycle asphalt concrete patching; mill asphalt concrete pavement to variable depth; recycle asphalt concrete 9.5mm; striping; adjustment of minor structures to grade.
Project Length	50.00 miles
District	01, 02, 03, 04, 05
Super District	06, 07
Construction	HEH Paving, Inc. (B) and E. R. Snell Contractor, Inc (A)

Summary

Category 1A provides for road resurfacing projects across DeKalb County.




Cost Status

Phase	Budget Authorized			Actual Budget Expended			Remaining Budget Authorized		
	SPLOST	Other	Total	SPLOST	Other	Total	SPLOST	Other	Total
Construction Costs	\$37,588,827		\$37,588,827	\$9,400,604		\$9,400,604	\$28,188,224		\$28,188,224
Total:	\$37,588,827	\$0	\$37,588,827	\$9,400,604	\$0	\$9,400,604	\$28,188,224	\$0	\$28,188,224

Schedule

Activity Name	Baseline Start	Forecast/ Actual Start	Variance	Baseline Finish	Forecast/ Actual Finish	Variance
Program Management	25-Feb-2020	25-Feb-2020		09-Sep-2020	09-Sep-2020	
Procurement	10-Sep-2020	10-Sep-2020		21-May-2021	31-May-2023	-740
Construction	18-Mar-2022	18-Mar-2022		31-Dec-2024	31-Dec-2024	

* Note: Scope and schedule reevaluated based on potential effects of pandemic on Sales Tax Revenues. Construction baseline updated to reflect contractor NTP for Area B. Construction baseline updated to reflect contractor NTP for Area A.

	2020	2021	2022	2023	2024
Program Management					
Procurement					
Construction					

Schedule Milestones

Approve Revised PIP	09-Sep-2020
Invitation to Bid (Area A)	12-Apr-2021
Invitation to Bid (Area B)	12-Apr-2021
Bid Opening (Area B)	01-Jun-2021
Bid Opening (Area A)	01-Jun-2021
Cost Opening (Area A)	14-Jun-2021
Cost Opening (Area B)	14-Jun-2021
BOC Approval/Contract Award (Area B) (2021-2567)	14-Sep-2021
BOC Approval/Contract Award (Area A) (2021-2567)	14-Sep-2021
BOC Approval Contract Award Agenda Item Correction (Area A) (2021-3138)	26-Oct-2021
BOC Approval Contract Award Agenda Item Correction (Area B) (2021-3138)	26-Oct-2021
NTP (Area B)	18-Mar-2022
Start Construction - Phase Two SPLOST Road Resurfacing Project (Area B)	18-Mar-2022
BOC Rescind Contract Award (Area A) - (ER Snell) (2022-XXXX)	09-Aug-2022



BOC Approval CO#1 Funding (2022-2016)	27-Sep-2022
Invitation to Bid - Readvertise (Area A)	03-Oct-2022
Bid Opening - Readvertise (Area A)	04-Nov-2022
Cost Opening - Readvertise (Area A)	22-Nov-2022
BOC Approval CO #2 Funding and Time Extension (2023-0256)	14-Mar-2023
BOC Approval/Contract Award - Readvertise (Area A) (ER Snell) (2023-0228)	14-Mar-2023
NTP - Readvertise (Area A)	31-May-2023
Start Construction - Phase Two SPLOST Road Resurfacing Project (Area A)	31-May-2023
Construction Complete - Phase Two SPLOST Road Resurfacing Project (Area B)	31-Dec-2023
Construction Complete - Phase Two SPLOST Road Resurfacing Project (Area A)	31-Dec-2024
Substantial Completion	31-Dec-2024

Sub Projects					
Name	Length (miles)	District(s) / Super	Start	Finish	Comments
Phase Two SPLOST Resurfacing (A)	25.00	01, 02 / 06, 07	31-May-2023	31-Dec-2024	
Balmoral Dr	0.16	01 / 07			
Century Ct	0.11	01 / 07			
Cherokee Rd	0.29	01 / 07			
Chestnut Dr	0.31	01 / 07			
Evans Rd	1.52	01 / 07			
Gladney Dr	0.30	01 / 07			
Gladney Dr	0.31	01 / 07			
Henderson Mill Rd	2.82	01 / 07	07-Aug-2023		
Holiday Pl	0.07	01 / 07			
Jamestown Ct	0.12	01 / 07			
Medinah Ct	0.18	01 / 07			
Ranchwood Dr	0.11	01 / 07			
Sidis Ct	0.11	01 / 07			
St Andrews Ct	0.13	01 / 07			
Terramar Ct	0.07	01 / 07			
Valley Bluff Dr	0.14	01 / 07			
Valley Bluff Way	0.13	01 / 07			
Asgard Ct	0.10	02 / 06			
Briar Park Ct	0.24	02 / 06			
Bristol Dr	0.20	02 / 06			
Cameron Ct	0.16	02 / 06			
Castleway Ln	0.76	02 / 07	16-Jun-2023		
Clifton Rd	0.17	02 / 06			
Coralwood Dr	0.45	02 / 06			
Crockett Ct	0.15	02 / 06			
Dalewood Dr	0.19	02 / 06			
Deborah Dr	0.19	02 / 07			
Dogwood Ln	0.17	02 / 06			
Elon Way	0.16	02 / 06			
Fairwood Ln	0.20	02 / 06			
Frazier Park Dr	0.11	02 / 06			
Hawthorne Dr	0.95	02 / 06			
Heatherwood Dr	0.31	02 / 06			
Hermitage Pl	0.07	02 / 06			
Janes Ln	0.25	02 / 06			
Nalley Cir	0.38	02 / 06			
Nantahalla Ct	0.17	02 / 06			
North Arcadia Ave	0.53	02 / 06			
North Ridgeway Rd	0.38	02 / 06			
Oxford Rd	0.87	02 / 06			
Princess Cir	0.22	02 / 06			

Name	Length (miles)	District(s) / Super	Start	Finish	Comments
Reckle Rd	0.08	02 / 06			
Reindeer Dr	0.12	02 / 06			
Sanford Rd	0.37	02 / 06			
Schoel Dr	0.21	02 / 06			
Springbrook Ct	0.08	02 / 06			
Suzanne Dr	0.27	02 / 06			
The By Way	0.59	02 / 06			
Valhalla Dr.	0.10	02 / 06			
Vista Tr	0.52	02 / 06			
Vistamont Dr	0.34	02 / 06			
Willivee Dr	1.93	02 / 06			
Woodland Ave	0.22	02 / 06			
Woodland Hills Dr	0.46	02 / 06			
Zonolite Rd	0.45	02 / 06			
Phase Two SPLOST Resurfacing (B)	25.00	03, 04, 05 / 06, 07	27-Oct-2021	15-Sep-2023	
Bouldercrest Rd	2.59	03 / 06	01-Aug-2022	10-Nov-2022	
Bouldercrest Rd	0.51	03 / 06	18-Jul-2022	29-Jul-2022	
Canary Ct	0.34	03 / 07			
Clevemont Rd	1.09	03 / 07	13-Apr-2022	27-Apr-2022	
Clifton Church Rd	1.53	03 / 06	02-Jun-2022	15-Jul-2022	
Cobb Creek Dr	0.26	03 / 07			
Colleen Ct	0.14	03 / 07			
Dale Pl	0.15	03 / 07			
Ernest Prather Way	0.10	03 / 07			
Glen Rd	0.20	03 / 07			
Glenfair Rd	0.92	03 / 07			
Greenvale Way	0.25	03 / 07	08-Dec-2022	09-Dec-2022	
Habersham Dr	0.52	03 / 06			
Idle Creek Way	0.18	03 / 07	02-May-2022	03-May-2022	
Janjolin Way	0.17	03 / 06	11-Apr-2022	28-Apr-2022	
Kelley Chapel Rd	1.14	03 / 07	21-Nov-2022	08-Feb-2023	
Laurice Ct	0.11	03 / 06	11-May-2022	12-May-2022	
May Apple Ct	0.16	03 / 07			
Morgan Pl	0.12	03 / 07			
Natchez Tr	0.14	03 / 06	08-Apr-2022	12-Apr-2022	
Nichols Ln	0.28	03 / 07			
Oakridge Ct	0.33	03 / 06	18-May-2022	24-May-2022	
Rexford Dr	0.21	03 / 06	16-May-2022	17-May-2022	
Snapfinger Rd	0.33	03 / 07			
Stardust Tr	0.18	03 / 07			
Transport City Ct	0.09	03 / 06	28-Mar-2022	08-Apr-2022	
Transport City Dr	0.35	03 / 06	29-Mar-2022	08-Apr-2022	
Warren Rd	0.45	03 / 07	03-May-2022	11-May-2022	
West Side Pl	0.15	03 / 06	11-Jul-2022	15-Jul-2022	
Ashbury Ct	0.05	04 / 06			
Berry Hill Tr	0.12	04 / 06			
Briarbrook Ct	0.17	04 / 07	19-May-2023	31-May-2023	
Chapel St	0.30	04 / 06			
Creek Stone Ln	0.22	04 / 07	12-Jul-2023	17-Jul-2023	
Deleon Ct	0.45	04 / 06	20-Feb-2023	01-Mar-2023	
Doyal Mills Ct	0.20	04 / 06	03-Aug-2023	09-Aug-2023	
Durham Park Rd	0.63	04 / 07			
Field Mill Rd	0.17	04 / 07	05-Jun-2023	08-Jun-2023	
Hearon Dr	0.14	04 / 07			
Heathrow Ct	0.18	04 / 07	20-Jun-2023	27-Jun-2023	
Indian Creek Way	0.57	04 / 06	04-May-2023	10-May-2023	
Jolly Ave South	0.42	04 / 06	03-May-2023	09-May-2023	

Name	Length (miles)	District(s) / Super	Start	Finish	Comments
Laural Bend	0.10	04 / 07	07-Jun-2023	09-Jun-2023	
Meadow Rock Dr	0.37	04 / 07	24-May-2023	30-May-2023	
Melrose Dr	0.20	04 / 06	06-Mar-2023	01-May-2023	
Mincey Rd	0.23	04 / 07	01-Jun-2023	02-Jun-2023	
Nantucket Cove	0.22	04 / 07			
Oakmont Dr	0.09	04 / 06	08-Mar-2023	01-May-2023	
Ohm Ave	0.25	04 / 06	07-Aug-2023	09-Aug-2023	
Park Cir	0.07	04 / 07	16-May-2023	31-May-2023	
Patterson Ave	0.18	04 / 06			
Peggy Macmillan Dr	0.19	04 / 07	18-Jul-2023	20-Jul-2023	
Pineview Dr	0.37	04 / 06			
Ranger Rd	0.28	04 / 07			
Raven Springs Tr	0.26	04 / 07	12-Jun-2023	11-Jul-2023	
Ravines Dr	0.21	04 / 07	23-Jun-2023	27-Jun-2023	
Reed St	0.13	04 / 06	28-Aug-2023		
Richardson St	0.13	04 / 07	15-May-2023	15-May-2023	
Rimrock Tr	0.23	04 / 07			
Rockbridge Heights Dr	0.49	04 / 06	24-Jul-2023	27-Jul-2023	
South Creek Ct	0.05	04 / 06			
South Shadygrove Ct	0.07	04 / 07	16-May-2023	30-May-2023	
Sparrow Ln	0.14	04 / 06	15-Feb-2023	16-Feb-2023	
Stonearch Dr	0.14	04 / 07	05-Jun-2023	06-Jun-2023	
Stonehedge Dr	0.60	04 / 07	13-Jun-2023	11-Jul-2023	
Village Square Ct	0.12	04 / 06	21-Jul-2023	26-Jul-2023	
Village Square Dr	0.46	04 / 06	31-Jul-2023	02-Aug-2023	
Warren Ave	0.54	04 / 06			
Watson Bay Ct	0.20	04 / 07	13-Jul-2023	18-Jul-2023	
West Ridge Ave	0.25	04 / 07	11-May-2023	15-May-2023	
West View Dr	0.07	04 / 07			
Winn Way	0.53	04 / 06			
Woodthrush Way	0.14	04 / 07	07-Jun-2023	11-Jul-2023	
Yuma Dr	0.16	04 / 06	07-Mar-2023	25-Apr-2023	
Aldea Dr	0.45	05 / 07			
Colony East Cir	0.52	05 / 07			
Daisy Dr	0.26	05 / 07			
Fieldgreen Dr	1.31	05 / 07	13-Mar-2023	11-Apr-2023	
Jackson Dr Towers	0.61	05 / 07			
Jakes Tr	0.33	05 / 07			
Jane Marie Ln	0.38	05 / 07			
McLain Ln	0.36	05 / 07			
Ocasta Ct	0.08	05 / 07			
Ruth Pl	0.18	05 / 07			
Tulip Dr	1.23	05 / 07			
Walnut Ridge Way	0.19	05 / 07			
Wesjay Ln	0.15	05 / 07	20-Jul-2023		

PROJECT: 1A.10 2021 LMIG RESURFACING

Program	2018-2024 SPLOST
Scope	This project addresses approximately 24.03 miles of roadways in the resurfacing backlog. Agenda Item 2020-1140. All work will occur in unincorporated areas of the county. Services will include 1) lump sum price for traffic control; 2) recycle asphalt concrete patching; 3) mill asphalt concrete pavement at variable depth; 4) recycle asphalt concrete 9.5mm; 5) striping; 6) adjustment of minor structures to grade.
Project Length	24.03 miles
District	02, 03, 04, 05
Super District	06, 07
Construction	HEH Paving, Inc.

Summary

Category 1A provides for road resurfacing projects across DeKalb County.

Cost Status

Phase	Budget Authorized			Actual Budget Expended			Remaining Budget Authorized		
	SPLOST	Other	Total	SPLOST	Other	Total	SPLOST	Other	Total
Construction Costs	\$11,041,777	\$3,861,331	\$14,903,108	\$797,727	\$347,360	\$1,145,086	\$10,244,050	\$3,513,972	\$13,758,022
Total:	\$11,041,777	\$3,861,331	\$14,903,108	\$797,727	\$347,360	\$1,145,086	\$10,244,050	\$3,513,972	\$13,758,022

Schedule

Activity Name	Baseline Start	Forecast/ Actual Start	Variance	Baseline Finish	Forecast/ Actual Finish	Variance
Procurement		04-Jan-2022			12-Oct-2022	
Construction		13-Oct-2022			31-Dec-2023	

	2022	2023	2024
Procurement	<div></div>		
Construction		<div></div>	

Schedule Milestones

BOC Approve Use of GDOT Funds 2021 LMIG Resurfacing (2020-1140)	10-Nov-2020
Invitation to Bid	07-Feb-2022
Bid Opening	10-Mar-2022
Approve PIP	13-Apr-2022
BOC Approval/Contract Award (2022-1586) (HEH Paving)	14-Jun-2022
NTP/Start Construction	13-Oct-2022
PO Received - 2021 LMIG Resurfacing	02-Nov-2022
BOC Approval CO #1 Funding and Time Extension (2023-0258)	14-Mar-2023
Substantial Completion	31-Dec-2023

Sub Projects

Name	Length (miles)	District(s) / Super	Start	Finish	Comments
2021 LMIG Resurfacing	24.03	02, 03, 04, 05 / 06, 07			
Barton Woods Rd	0.41	02 / 06			
Blackstone Dr	0.09	02 / 07	14-Feb-2023	16-Feb-2023	
Briarlake Cir	0.48	02 / 06			
East Clifton Rd	0.49	02 / 06			
Lively Ridge Rd	0.35	02 / 06			
Silver Lace Ct	0.08	02 / 06			
Battle Forrest Dr	0.48	03 / 06			
Blue Grass Ln	0.57	03 / 07			
Brannen Rd	0.82	03 / 06			

Name	Length (miles)	District(s) / Super	Start	Finish	Comments
Brownwood Ave	0.19	03 / 06			
Candler Parkway	0.08	03 / 06			
Carrington Dr	0.62	03 / 06			
Cecilia Dr	0.22	03 / 06			
Cedar Valley Pl	0.07	03 / 06			
Chapel Lake Dr	0.26	03 / 07			
Chapel Mill Way	0.28	03 / 07	16-Nov-2022	02-Dec-2022	
Chase Ct	0.13	03 / 07	09-Jan-2023	13-Feb-2023	
Chateauguay Dr	0.26	03 / 07			
Clifton Downs Dr	0.26	03 / 06			
Conway Rd	0.36	03 / 06			
Corner Shoals Dr	0.33	03 / 06			
Flat Shoals Rd	3.56	03 / 06			
Hermosa Dr	0.35	03 / 06			
Hilburn Dr	0.20	03 / 06			
Kelly Lake Dr	0.42	03 / 06			
Kingsbrooke Way	0.27	03 / 07			
Kirkwood Ct	0.06	03 / 07			
Landgraf Close	0.26	03 / 06			
Leafwood Way	0.06	03 / 06			
Lehigh Blvd	0.44	03 / 07			
Lincolndale Dr	0.34	03 / 07			
Linecrest Tr	0.22	03 / 07			
Lloyd Rd	0.41	03 / 06			
Mcgill Dr	0.35	03 / 07			
Newgate Dr	0.60	03 / 07			
River Mill Ct	0.18	03 / 06			
Riverchase Cir	0.07	03 / 07			
Riverside Causeway	0.26	03 / 06			
Rockhaven Cir	0.12	03 / 07			
Seabass Rd	0.17	03 / 06			
Shane Tr	0.14	03 / 07			
Snapfinger Ct	0.12	03 / 07	13-Dec-2022	13-Dec-2022	
West Caribaea Tr	0.31	03 / 06			
White Castle Ct	0.09	03 / 07			
Woodfen Ct	0.12	03 / 06			
Abingdon Ct	0.22	04 / 06			
Banner Elk Dr	0.32	04 / 07			
Barbashela Cir	0.26	04 / 07			
Barbashela Way	0.07	04 / 07			
Brookspring Way	0.09	04 / 07			
Camden Ct	0.06	04 / 06	14-Feb-2023	16-Feb-2023	
Candlewood Ln	0.23	04 / 07			
Central Dr	0.51	04 / 06	08-Mar-2023	02-May-2023	
Creek Station Ln	0.22	04 / 06			
Creekdale Dr	0.68	04 / 06	22-Feb-2023	01-Mar-2023	
Deshon Creek Dr	0.49	04 / 07			
Harbor Pointe Dr	0.45	04 / 07			
Lakewater View Dr	0.34	04 / 07			
Lancashire Cir	0.31	04 / 07			
Larch Ln	0.11	04 / 06	13-Feb-2023	14-Feb-2023	
Longmeadow Dr	0.17	04 / 06			
Shore Rd	0.28	04 / 07			
Springwood Ln	0.07	04 / 07			
Asbury Manor Dr	0.23	05 / 07			
Briar bend Trace	0.17	05 / 07			
Conyers St	0.20	05 / 07			



Monthly Progress Report August 2023

Name	Length (miles)	District(s) / Super	Start	Finish	Comments
Cornwall Rd	0.52	05 / 07			
Dogwood Pl	0.16	05 / 07	14-Nov-2022	14-Nov-2022	
Fairfield Estates Dr	0.28	05 / 07			
Glenhaven Cir	0.59	05 / 07			
Langdon Dr	0.30	05 / 07			
Mannbrook Dr	0.48	05 / 07			
Shannondale Ln	0.27	05 / 07			

PROJECT: 1A.11 2022 LMIG RESURFACING

Program	2018-2024 SPLOST
Scope	This project addresses approximately 27.94 miles of roadways in the resurfacing backlog. Agenda Item 2021-3348. All work will occur in unincorporated areas of the county. Services will include 1) lump sum price for traffic control; 2) recycle asphalt concrete patching; 3) mill asphalt concrete pavement at variable depth; 4) recycle asphalt concrete 9.5mm; 5) striping; 6) adjustment of minor structures to grade.
Project Length	27.94 miles
District	01, 02, 03, 04, 05
Super District	06, 07
Construction	C.W. Matthews Contracting Co., Inc

Summary

Category 1A provides for road resurfacing projects across DeKalb County.

Cost Status

Phase	Budget Authorized			Actual Budget Expended			Remaining Budget Authorized		
	SPLOST	Other	Total	SPLOST	Other	Total	SPLOST	Other	Total
Construction Costs	\$19,764,564	\$4,007,456	\$23,772,020	\$3,669,579	\$744,043	\$4,413,622	\$16,094,984	\$3,263,414	\$19,358,398
Total:	\$19,764,564	\$4,007,456	\$23,772,020	\$3,669,579	\$744,043	\$4,413,622	\$16,094,984	\$3,263,414	\$19,358,398

Schedule

Activity Name	Baseline Start	Forecast/ Actual Start	Variance	Baseline Finish	Forecast/ Actual Finish	Variance
Procurement		03-Jul-2022			16-Feb-2023	
Construction		07-Mar-2023			05-Mar-2024	

	2022	2023	2024
Procurement			
Construction			

Schedule Milestones

BOC Committee Approve Use of GDOT Fund 2022 LMIG Resurfacing (2021-3348)	16-Nov-2021
BOC Approve Request of GDOT Funds 2022 LMIG Resurfacing (2021-3348)	14-Dec-2021
Invitation to Bid	04-Jul-2022
Bid Opening	11-Aug-2022
Approve PIP	19-Sep-2022
BOC Approval/Contract Award (2022-2373) (C.W. Matthews)	13-Dec-2022
NTP/Start Construction	07-Mar-2023
Substantial Completion	05-Mar-2024

Sub Projects

Name	Length (miles)	District(s) / Super	Start	Finish	Comments
2022 LMIG Resurfacing	27.94	01, 02, 03, 04, 05 / 06, 07			
Belaire Cir	0.84	01 / 07			
Hanover Ct	0.08	01 / 07			
Thornridge Way	0.09	01 / 07			
Wembley Forest Way	0.27	01 / 07			
Woodland Park Dr	0.28	01 / 07			
Anastasia Cove	0.04	02 / 06			
Anderson Pl	0.24	02 / 07			
Arrowhead Tr	0.31	02 / 06	03-Aug-2023		
Branch Bend Rd	0.07	02 / 06	08-Aug-2023		



Name	Length (miles)	District(s) / Super	Start	Finish	Comments
Christmas Ln	0.57	02 / 06	30-Jun-2023	24-Aug-2023	
Eastway Rd	0.43	02 / 06			
Empire Rd	0.25	02 / 06	27-Jun-2023		
Flair Knoll Ct	0.15	02 / 06			
Forest Green Dr	0.21	02 / 06	31-Jul-2023		
Grand Prix Ct	0.09	02 / 07			
Hawaii Ct	0.31	02 / 06			
High Haven Ct	0.29	02 / 06	17-Jul-2023	27-Jul-2023	
Knob Hill Ct	0.10	02 / 06	21-Jul-2023		
Lachona Ct	0.23	02 / 06	13-Jul-2023	18-Jul-2023	
Milledge Pl	0.10	02 / 06	26-Jun-2023	24-Jul-2023	
North Decatur Rd	0.45	02 / 06			
Oak Grove Estates	0.16	02 / 06			
Oak Grove Hollow	0.06	02 / 06			
Pensdale Rd	0.27	02 / 06			
Rue De Montreal	0.06	02 / 07			
Wendan Dr	0.36	02 / 06			
Acelia Ct	0.15	03 / 06			
Amber Way	0.19	03 / 06			
Bluffton Ct	0.07	03 / 07	19-May-2023	24-May-2023	
Bradmoor Ct	0.09	03 / 06			
Briarleaf Dr	0.17	03 / 07	20-Mar-2023	05-Apr-2023	
Bryant Dr	0.06	03 / 07			
Butternut Dr	0.13	03 / 07	16-Mar-2023	10-Apr-2023	
Castellan Dr	0.11	03 / 06			
Castle Keep Way	0.35	03 / 06			
Cedar Commons Way	0.15	03 / 06			
Charlesgate Ave	0.10	03 / 06			
Daniel Ave	0.15	03 / 07			
Daws Ave	0.02	03 / 07			
Elko Way	0.03	03 / 07	20-May-2023	22-May-2023	
Emerald Lake Ct	0.07	03 / 07	18-May-2023	25-May-2023	
Enterprise Ct	0.20	03 / 06			
Farm Land Ct	0.16	03 / 07	22-Mar-2023	06-Apr-2023	
Freda Ct	0.09	03 / 07	15-Mar-2023	23-Mar-2023	
Glynn Dr	0.34	03 / 06			
Green Forrest Dr	0.13	03 / 07			
Greenstone Ct	0.11	03 / 07	16-May-2023	24-May-2023	
Hancock Dr	0.12	03 / 07	29-Mar-2023	10-Apr-2023	
Hancock View 1	0.10	03 / 07	28-Mar-2023	11-Apr-2023	
Hancock View 2	0.06	03 / 07	27-Mar-2023	11-Apr-2023	
Julian St	0.10	03 / 07			
Milscott Dr	0.29	03 / 06			
Pine Branch Ct	0.08	03 / 06	11-Apr-2023	12-Apr-2023	
Preston Park Ct	0.10	03 / 06			
Preston Park Pl	0.12	03 / 06			
Rainbow Pkwy	0.16	03 / 07	14-Mar-2023	30-Mar-2023	
River Mist Cove	0.13	03 / 06	15-Apr-2023		
Spring Point	0.06	03 / 07	29-Mar-2023	11-Apr-2023	
Warren Rd	0.26	03 / 07			
Yellow Finch Trail	0.11	03 / 06			
Aberdeen Ln	0.48	04 / 07			
Allgood Ct	0.17	04 / 07	20-Jul-2023	21-Jul-2023	
Alpine Hills Dr	0.12	04 / 06			
Arbor Ridge Dr	0.19	04 / 07			
Arbor Tr	0.06	04 / 07			
Briers Pl	0.09	04 / 07			



Name	Length (miles)	District(s) / Super	Start	Finish	Comments
Cedar Forest Ct	0.13	04 / 06			
Celtic Cir	0.30	04 / 06			
Crestwood Ct	0.13	04 / 07			
Cross Creek Pt	0.11	04 / 07			
Derbyshire Dr	0.37	04 / 07			
Drake Ave	0.26	04 / 07			
Edmonton Ct	0.24	04 / 07			
Erie Cir	0.18	04 / 07			
Ferentz Trace	0.02	04 / 06			
Forest Heights Rd	0.25	04 / 06			
Fountainhead Ct	0.07	04 / 07			
Hairston Way	0.26	04 / 07			
Hemingway Rd	0.38	04 / 07			
Hughes Trace	0.09	04 / 06			
Hunters Glen Dr	0.23	04 / 07			
Ivy Ct	0.08	04 / 06			
Kingsbury Ln	0.05	04 / 07			
Kinnick St	0.02	04 / 06			
Langston Trace	0.11	04 / 06			
McCart Cove	0.10	04 / 06			
Mountain Park Tr	0.46	04 / 07			
Oaks Pl	0.11	04 / 07			
Old Friar Tuck Ln	0.15	04 / 07			
Omalley Ln	0.48	04 / 07			
Ormond Ct	0.06	04 / 07			
Pace Ave	0.03	04 / 06			
Pine Roc Dr	0.56	04 / 07			
Robinwood Rd	0.24	04 / 06			
Rock Gap Dr	0.05	04 / 07			
Rock Meadow Dr	0.36	04 / 06			
Rockbridge Ct	0.08	04 / 07			
Roundelay Way	0.16	04 / 07			
Southland Dr	0.22	04 / 07	09-Aug-2023	14-Aug-2023	
Southland Forest Way	0.35	04 / 07			
Stonebridge Ct	0.14	04 / 07			
Stonehaven Dr	1.22	04 / 07			
Thunderbird Tr	0.26	04 / 06			
Walker Dr	0.48	04 / 06			
Whitman Ct	0.05	04 / 06			
Williams St	0.07	04 / 06			
Woodsong Ln	0.15	04 / 07			
Youngstown Cir 1	0.09	04 / 06			
Youngstown Cir 2	0.08	04 / 06			
Albans Cir	0.18	05 / 07			
Albans Ct	0.07	05 / 07			
Briarbend Ct	0.24	05 / 07			
Calico Ct	0.07	05 / 07	26-Jul-2023	28-Jul-2023	
Cedar Green	0.08	05 / 07	24-Jul-2023	25-Jul-2023	
Chedworth Way	0.25	05 / 07	26-Jun-2023	13-Jul-2023	
Cherokee Valley Way	0.06	05 / 07	28-Jul-2023	29-Jul-2023	
Chickadee Ln	0.26	05 / 07	19-Apr-2023	24-Apr-2023	
Christi Dr	0.06	05 / 07	25-Jul-2023	25-Jul-2023	
Christine Ct	0.18	05 / 07	08-Jun-2023	17-Jun-2023	
Cook Pl	0.12	05 / 07	07-Jun-2023	17-Jun-2023	
Corduoy Ct	0.10	05 / 07	27-Jul-2023	28-Jul-2023	
Dustin Ct	0.10	05 / 07			
Edenfield Ct	0.11	05 / 07			



Name	Length (miles)	District(s) / Super	Start	Finish	Comments
Evangeline Rd	0.41	05 / 07	11-Jul-2023	20-Jul-2023	
Freedom Valley	0.19	05 / 07	30-May-2023	01-Jun-2023	
Glenhaven Dr	0.70	05 / 07	10-Jun-2023	20-Jun-2023	
Glenwood Pkwy	0.27	05 / 07	26-May-2023	31-May-2023	
Green Pastures Way	0.35	05 / 07	25-Apr-2023	15-May-2023	
Gregory Rd	0.17	05 / 07	22-May-2023	24-May-2023	
June Dr	0.33	05 / 07	29-Jun-2023	19-Jul-2023	
Lown Farm Ct	0.06	05 / 07	26-Jul-2023	26-Jul-2023	
Maddox Rd	1.22	05 / 07			
Redwing Cir	0.41	05 / 07	01-Jun-2023	06-Jun-2023	
Saine Rd (Stacy Dr?)	0.17	05 / 07	07-Aug-2023	08-Aug-2023	
Teakwood Tr	0.40	05 / 07	27-Jun-2023	18-Jul-2023	
Thrush Cir	0.05	05 / 07	18-Apr-2023	21-Apr-2023	
Treymire Ct	0.24	05 / 07	31-Jul-2023	02-Aug-2023	
West Scarbrough Trail	0.13	05 / 07			
Winmire Ln	0.05	05 / 07	02-Aug-2023	03-Aug-2023	
Yellow Hammer Ct	0.05	05 / 07	19-Apr-2023		

PROJECT: 1A.12 2023 LMIG RESURFACING

Program	2018-2024 SPLOST
Scope	This project addresses resurfacing of approximately 25 miles from the worst rated roadways in the Resurfacing backlog to be funded from an estimated \$4,084,945.81 in GDOT funds and an estimated \$8,500,000 in SPLOST funds.
Project Length	25.05 miles
District	01, 02, 03, 04, 05
Super District	06, 07

Summary

Category 1A provides for road resurfacing projects across DeKalb County.

Cost Status

Phase	Budget Authorized			Actual Budget Expended			Remaining Budget Authorized		
	SPLOST	Other	Total	SPLOST	Other	Total	SPLOST	Other	Total
Construction Costs	\$8,500,000	\$4,084,946	\$12,584,946				\$8,500,000	\$4,084,946	\$12,584,946
Total:	\$8,500,000	\$4,084,946	\$12,584,946	\$0	\$0	\$0	\$8,500,000	\$4,084,946	\$12,584,946

Schedule Milestones

BOC Approve Request of GDOT Funds 2023 LMIG Resurfacing (2022-2361)	08-Nov-2022
Invitation to Bid	22-May-2023
Bid Opening	29-Jun-2023

Sub Projects

Name	Length (miles)	District(s) / Super	Start	Finish	Comments
2023 LMIG Resurfacing	25.05	01, 02, 03, 04, 05 / 06, 07			
Barkside Court	0.26	01 / 07			
Fairlane Drive	0.11	01 / 06			
Hidden Acres Drive	0.80	01 / 07			
Kings Arms Court	0.21	01 / 07			
Kingscliff Drive	0.40	01 / 07			
Livsey Drive	0.00	01 / 07			
Poplar Street Doraville	0.10	01 / 07			
Brookvalley Lane	0.27	02 / 06			
Hilo Court	0.10	02 / 06			
Hudson Court	0.08	02 / 06			
Hudson Woods Court	0.11	02 / 07			
Hudson Woods Trail	0.23	02 / 07			
Hunting Hill Lane	0.31	02 / 06			
Miles Lane	0.04	02 / 06			
Mills Creek Bend	0.13	02 / 06			
Montcliff Court	0.23	02 / 06			
Pangborn Circle	0.53	02 / 06			
Pine Forest Drive	0.46	02 / 06			
Ralph Road	0.26	02 / 06			
Riderwood Court	0.11	02 / 06			
Tamarack Trail	0.28	02 / 06			
Thorncliff Drive	0.12	02 / 06			
Tolbert Drive	0.25	02 / 06			
Alexander Drive	0.14	03 / 07			
Apache Trail	0.13	03 / 06			
Belva Avenue	0.32	03 / 07			
Canby Place	0.03	03 / 07			
Cerro Vista Drive	0.21	03 / 06			
Cherry Ridge Boulevard	0.05	03 / 07			
Corners Crossing	0.05	03 / 06			



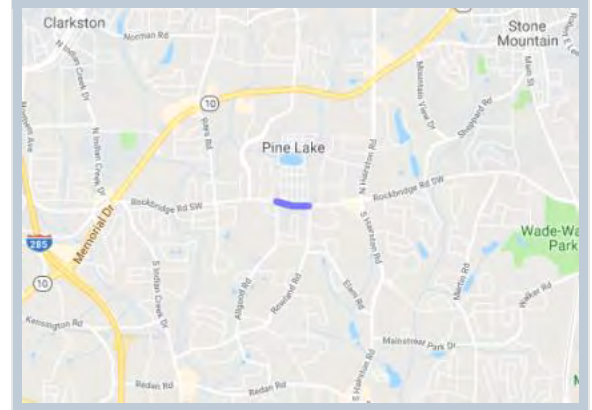
Name	Length (miles)	District(s) / Super	Start	Finish	Comments
Cougar Court	0.06	03 / 06			
Crestmoore Drive	0.18	03 / 07			
Deep Shoals Circle	0.41	03 / 06			
Donavan Court	0.09	03 / 07			
Ember Drive	0.29	03 / 07			
Ford Street	0.06	03 / 06			
Glenco Drive	0.20	03 / 07			
Grand Pines Court	0.07	03 / 07			
Herringwood Court	0.20	03 / 06			
Homeward Trail	0.31	03 / 07			
Hooper Street	0.06	03 / 07			
Jaguar Drive	0.21	03 / 06			
Laurengate Drive	0.11	03 / 06			
Laurenhill Lane	0.09	03 / 06			
Laurie Woods Lane	0.22	03 / 07			
Leisure Woods Lane	0.31	03 / 07			
Lindsey Lane	0.12	03 / 07			
Marble Arch Court	0.03	03 / 07			
McKenzie Drive	0.27	03 / 07			
Melanie Court	0.09	03 / 07			
Monitor Court	0.08	03 / 06			
Monterey Drive	0.56	03 / 07			
Neptune Place	0.15	03 / 07			
Oakfield Drive	0.42	03 / 06			
Oakvale Heights	0.31	03 / 06			
Oxford Crossing Drive	0.23	03 / 07			
Pendant Place	0.20	03 / 06			
Pointe Bleue Drive	0.18	03 / 07			
Riverwalk Cove	0.05	03 / 06			
Rollingwood Drive	0.58	03 / 06			
Sage Place	0.02	03 / 06			
Santa Barbara Drive	0.32	03 / 07			
Seavey Drive	0.32	03 / 07			
Shamrock Drive	1.49	03 / 07			
Snapfinger Lane	0.17	03 / 07			
Stanley Way	0.11	03 / 06			
Tara Woods Drive	0.22	03 / 07			
Tiffany Drive	0.38	03 / 07			
Vistawood Court	0.05	03 / 06			
Whittier Court	0.09	03 / 07			
Wickham Drive	0.16	03 / 07			
Wildrose Drive	0.18	03 / 07			
Willow Place	0.10	03 / 06			
Willowdale Circle	0.15	03 / 06			
Wingfoot Place	0.20	03 / 07			
Briers Drive	0.25	04 / 07			
Brown Place, Avondale	0.19	04 / 06			
Forest Trace	0.05	04 / 07			
Galbraith Circle	0.52	04 / 07			
Hillyer Avenue	0.19	04 / 06			
Kessock Way	0.06	04 / 07			
Lake Drive Terrace	0.10	04 / 07			
Lone Oak Trace	0.09	04 / 07			
Michael Lane	0.15	04 / 06			
Minette Place	0.10	04 / 06			
North Stone Mountain Lithonia Road	0.88	04 / 07			
North Valley Brook Drive	0.30	04 / 06			



Name	Length (miles)	District(s) / Super	Start	Finish	Comments
Old Countryside Circle East	0.06	04 / 07			
Regent Street	0.11	04 / 07			
Russell Drive	0.20	04 / 06			
Sly Fox Court	0.05	04 / 07			
Somerlane Place	0.18	04 / 06			
South Hope Springs Road	0.27	04 / 07			
Third Avenue Avondale	0.28	04 / 06			
Timbervale Lane	0.37	04 / 07			
Agape Way	1.91	05 / 07			
Camp Way	0.08	05 / 07			
Dorset Drive	0.22	05 / 07			
Iris Lane	0.08	05 / 07			
Kimber Trail	0.05	05 / 07			
Madras Court	0.07	05 / 07			
Malibu Drive	0.25	05 / 07			
Marlwood Court	0.03	05 / 07			
Matthew Way	0.15	05 / 07			
Mercer Way	0.15	05 / 07			
Millstone Walk	0.14	05 / 07			
Moffat Court	0.06	05 / 07			
Muirforest Way	0.04	05 / 07			
Patch Place	0.04	05 / 07			
Phillip Lane	0.27	05 / 07			
River Acres Court	0.17	05 / 07			
Santeelah Trail	0.12	05 / 07			
Sheppard Place	0.38	05 / 07			
Smith James Road	0.55	05 / 07			
St. Christophers Court	0.12	05 / 07			
Tanny Drive	0.06	05 / 07			
Woodmere Drive	0.17	05 / 07			
Wynhurst Crossing	0.07	05 / 07			
Yorkton Court	0.04	05 / 07			

PROJECT: 1B.1 ROCKBRIDGE ROAD FROM ALLGOOD RD TO ROWLAND RD

Program	2018-2024 SPLOST
Scope	Provide utility relocation of overhead power lines for the construction of improvements at Rockbridge Road (Georgia Power). Retrofit storm water pond drains along Rockbridge Road (A&S Paving). Perform streetscape construction to add six bike lanes and a continuous center turn lane to Rockbridge Road from Allgood Road to Rowland Road (approximately 0.3 miles long). Add six-foot wide sidewalks along the south side of the road. Add new water mains along Rockbridge Road. Mill and resurface the entire road within the project limits (ER Snell).
District	04
Super District	07
Construction	ER Snell (Streetscape); A&S Paving (Storm Water Pond Retrofit)
Vendor	Georgia Power (Utilities)



Summary

Utility Relocation: The BOC approved agenda item 2018-2622 authorizing the payment of up to \$377,879 (\$75,575.80 from SPLOST) to Georgia Power for relocation of overhead power lines for the construction of improvements to Rockbridge Road from Allgood Road to Rowland Road. Retrofit Storm water Pond Drains: The BOC approved agenda item 2019-4155 in September 2019 allocating \$175,000 of SPLOST funds to perform the work. Streetscape: GDOT approval was received late June 2019 for ER Snell to perform construction. NTP received January 8, 2020.

Cost Status

Phase	Budget Authorized			Actual Budget Expended			Remaining Budget Authorized		
	SPLOST	Other	Total	SPLOST	Other	Total	SPLOST	Other	Total
Utilities	\$75,576		\$75,576	\$75,576		\$75,576	\$0		\$0
Construction Costs	\$2,592,186	\$2,919,082	\$5,511,267	\$443,521	\$2,264,570	\$2,708,091	\$2,148,665	\$654,511	\$2,803,176
Total:	\$2,667,761	\$2,919,082	\$5,586,843	\$519,097	\$2,264,570	\$2,783,667	\$2,148,665	\$654,511	\$2,803,176

Schedule

Activity Name	Baseline Start	Forecast/ Actual Start	Variance	Baseline Finish	Forecast/ Actual Finish	Variance
Program Management	19-Aug-2019	19-Aug-2019		19-Aug-2019	19-Aug-2019	
Procurement	11-Sep-2019	11-Sep-2019		07-Jan-2020	07-Jan-2020	
Construction	08-Feb-2020	08-Jan-2020	31	31-Dec-2023	31-Dec-2023	

* Note: The construction completion baseline date was updated due to a contract time extension approved by the BOC.

	2019	2020	2021	2022	2023
Program Management					
Procurement					
Construction					

Schedule Milestones

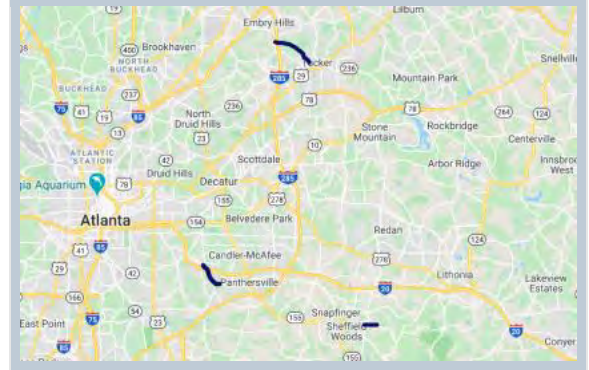
BOC Committee Approve Utility Work (20% Match) GPC Relocation of Overhead Lines (2018-2622)	18-Sep-2018
BOC Approve Utility Work (20% Match) GPC Relocation of Overhead Lines (2018-2622)	25-Sep-2018
GDOT Approval Rockbridge Road Streetscape Construction	28-Jun-2019

BOC Approve Rockbridge Road Streetscape Construction (2019-3833)	23-Jul-2019
Program Management Prepare/Approve Project Initiation Plan	19-Aug-2019
BOC Committee Approve Construction Stormwater Pond Retrofit (2019-4155)	20-Aug-2019
BOC Approve Construction Stormwater Pond Retrofit (2019-4155)	10-Sep-2019
NTP/Start Construction - Rockbridge Road Streetscape	08-Jan-2020
NTP/Start Construction - Utility Work	02-Sep-2020
Substantial Completion - Stormwater Pond Retrofit	01-Oct-2020
BOC Approve CO #1 Request- Increase Contract Funds and Time Extension (2021-2059)	09-Mar-2021
CO #1 Revised Substantial Completion - Rockbridge Road Streetscape	30-Jun-2021
BOC Approve CO #1 Contract Term Extension (2021-3219)	09-Nov-2021
BOC Approve CO #3 Increase Contract Funds and Time Extension (2022-1132)	08-Mar-2022
CO #2 Revised Substantial Completion - Rockbridge Road Streetscape Construction	30-Jun-2022
BOC Approve CO #4 and CO#5 Funding (2022-2162)	27-Sep-2022
BOC Approve CO #6 Increase Contract Funds and Time Extension (2022-2217)	08-Nov-2022
BOC Approve Street Lighting Funding (Georgia Power) (2022-2481)	13-Dec-2022
CO #3 Revised Substantial Completion and Increase Contract Funds - Rockbridge Rd Streetscape Construction	31-Dec-2022
BOC Approve CO #7 Increase Contract Funds and Time Extension (2023-0449)	23-May-2023
CO #6 Revised Substantial Completion and Increase Contract Funds - Rockbridge Rd Streetscape Construction	30-Jun-2023
CO #7 Revised Substantial Completion and Increase Contract Funds - Rockbridge Rd Streetscape Construction	31-Dec-2023

Sub Projects			
Name	District(s) / Super	Status	Comments
Utility Work on Rockbridge Rd 20% Match	04 / 07	In Construction	GPC to relocate overhead powerline in mid 2020. Utility work began September 2, 2020.
Rockbridge Road Stormwater Pond Retrofit	04 / 07	Project Complete	BOC approved September 10, 2019. A&S Paving performed the work. Completed in October 2020.
Rockbridge Road Streetscape	04 / 07	In Construction	BOC approved July 23, 2019. ER Snell received NTP January 8, 2020.

PROJECT: 1B.2 FLAT SHOALS, HENDERSON, SALEM ROADS SIDEWALKS

Program	2018-2024 SPLOST
Scope	This project constructs 5-foot sidewalks with 2-foot grass strips, along with curb and gutter to fill in the voids between the existing segments of sidewalk to provide connectivity along Flat Shoals Road from the intersection of Second Avenue to just past Whites Mill Road, Henderson Road, from the intersection of Henderson Mill Road to the intersection of La Vista Road, and at Salem Road from the intersection of Panola Road to Fannin Drive. In addition, this project includes timber boardwalk and a pedestrian bridge along Henderson Road. The projects have a total gross length of 3.81 miles.
Project Length	3.81 miles
District	01, 03, 05
Super District	06, 07
Vendor	Precision 2000, Inc.



Summary

Category 1B provides SPLOST funding for transportation projects. These projects also utilize federal and state matching funds.

Cost Status

Phase	Budget Authorized			Actual Budget Expended			Remaining Budget Authorized		
	SPLOST	Other	Total	SPLOST	Other	Total	SPLOST	Other	Total
Construction Costs	\$3,208,258	\$4,276,145	\$7,484,403	\$2,928,611	\$3,971,399	\$6,900,011	\$279,646	\$304,746	\$584,392
Total:	\$3,208,258	\$4,276,145	\$7,484,403	\$2,928,611	\$3,971,399	\$6,900,011	\$279,646	\$304,746	\$584,392

Schedule

Activity Name	Baseline Start	Forecast/ Actual Start	Variance	Baseline Finish	Forecast/ Actual Finish	Variance
Program Management	01-May-2019	01-May-2019		07-May-2019	07-May-2019	
Procurement	08-May-2019	08-May-2019		29-Jul-2019	29-Jul-2019	
Construction	30-Jul-2019	30-Jul-2019		31-Dec-2023	31-Dec-2023	

* Note: The Baseline Completion was updated to reflect BOC approved time extension.

	2019	2020	2021	2022	2023
Program Management					
Procurement	■				
Construction		■	■	■	■

Schedule Milestones

Complete - Field Evaluation and Conceptual Cost Estimates - Flat Shoals, Henderson & Salem Sidewalks	28-Feb-2019
BOC Approve Construction (2019-3205)	09-Apr-2019
Approve PIP Construction	07-May-2019
Notice to Proceed	30-Jul-2019
Start Construction	19-Aug-2019
BOC Approve Change Order #1 Request to utilize HOST funds (2020-0028)	11-Feb-2020
BOC Approve Change Order #2 Request for Flat Shoals Retaining Wall (2020-0793)	11-Aug-2020



Change Order #3 Issued - Request for Time Extension (no BOC approval needed)	23-Nov-2020
BOC Approve Change Order #4 (BOC#3) for Time Extension (2020-2215)	09-Mar-2021
Contract Time Expiration - Contractor's 180 day Time Extension	27-Jul-2021
BOC Approve Change Order #5 (BOC#4) for Time Extension Henderson (2021-3307)	14-Dec-2021
BOC Approve Change Order #6 & #7 (BOC #5) for Time Extension and Cost Henderson (2022-1615)	14-Jun-2022
BOC Approve Change Order #8 (BOC #6) for Time Extension (2022-2380)	13-Dec-2022
BOC Approve Change Order #9 (BOC #7) for Time Extension and Cost Henderson (2023-0128)	14-Mar-2023
CO #9 (BOC #7) Revised Substantial Completion - Flat Shoals, Henderson, & Salem Sidewalks	31-Dec-2023

PROJECT: 1B.4 A/E SERVICES FOR TRANSPORTATION (ON-CALL)

Program	2018-2024 SPLOST
Scope	Consists of providing professional engineering services for the design and construction of various projects including, but not limited to: intersections, sidewalks, and roadway improvements; streetscapes, localized drainage projects, traffic signalization projects, bridge replacements, infrastructure improvements and related projects. The Kensington Trail Phase I Concept design scope includes concept development, Environmental Resource Surveys and Mapping Preparation for a shared-use path along Memorial Drive, Mountain Drive, Covington Highway and Kensington Road surrounding the Kensington Marta Station as well as road diets for Mountain Drive and Kensington Road. GDOT will provide funding for the right-of-way and construction phases of this project.
District	01, 02, 03, 04, 05
Super District	06, 07
Design	Vanasse Hangen Brustlin, Inc.; Arcadis US, Inc.



Summary

Category 1B provides SPLOST funding for transportation projects. These projects also utilize federal and state matching funds.

Cost Status

Phase	Budget Authorized			Actual Budget Expended			Remaining Budget Authorized		
	SPLOST	Other	Total	SPLOST	Other	Total	SPLOST	Other	Total
PE\Design	\$1,105,200	\$25,986	\$1,131,186	\$253,756		\$253,756	\$851,444	\$25,986	\$877,430
Total:	\$1,105,200	\$25,986	\$1,131,186	\$253,756	\$0	\$253,756	\$851,444	\$25,986	\$877,430

Schedule

Activity Name	Baseline Start	Forecast/ Actual Start	Variance	Baseline Finish	Forecast/ Actual Finish	Variance
Program Management		27-Aug-2020			03-Sep-2020	
PE\Design		06-Jun-2022			01-Sep-2023	
	2020	2021		2022	2023	
Program Management	I					
PE\Design						

Schedule Milestones

Approve PIP	03-Sep-2020
BOC Approval of A/E Contractors (2020-0915)	08-Dec-2020
Start Design - A/E Services	06-Jun-2022
Start Design - Kensington Trail Phase 1 - Concept Design	06-Jun-2022
Start Design - DeKalb Quiet Zone CSX Crossing	10-Apr-2023
Design Complete - DeKalb Quiet Zone CSX Crossing	01-Sep-2023
Design Complete - A/E Services	01-Sep-2023



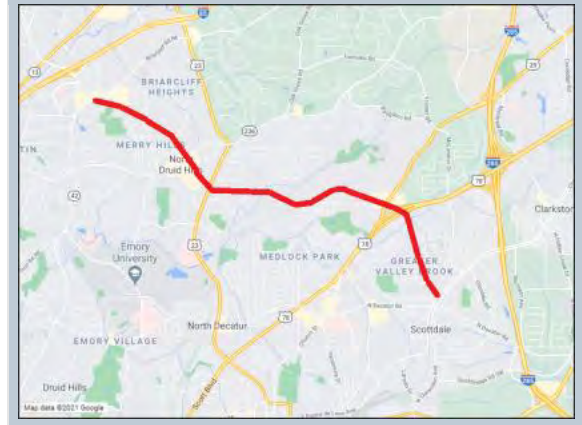
Design Complete - Kensington Trail Phase 1 - Concept Design

01-Sep-2023

Sub Projects			
Name	District(s) / Super	Status	Comments
1B.4.1 Kensington Trail Phase 1 - Concept Design	03, 04, 05 / 06, 07	Design Phase	
1B.4.2 DeKalb Avenue Quiet Zone CSX Crossing	02, 03 / 06	Design Phase	

PROJECT: 1B.5 NORTH DRUID HILLS ROAD/VALLEY BROOK ROAD CORRIDOR STUDY

Program	2018-2024 SPLOST
Scope	North Druid Hills Road was identified as a corridor in need of operational and multimodal improvements in the 2014 DeKalb County Transportation Plan. The North Druid Hills/Valley Brook Road Concept Study will begin at Briarcliff Road (SR 42) and extend Southeast to East Ponce De Leon Avenue. The purpose of this study is to develop viable, multimodal, and cost-effective mobility solutions and to study the feasibility of short- and long-range alternatives in improving the efficiency, operations, and safety of the corridor. Project deliverables will include an implementation plan for recommended improvements and a GDOT concept report. The concept report will assist in seeking additional state and federal funding. Study includes \$320,000 from the Atlanta Regional Commission and \$125,000 in SPLOST funding.
District	02, 04
Super District	06
Design	KCI Technology, Inc.



Summary

The purpose of this study is to develop viable, multimodal, and cost-effective mobility solutions and to study the feasibility of short- and long-range alternatives in improving the efficiency, operations, and safety of the North Druid Hills/Valley Brook Road Corridor.

Cost Status

Phase	Budget Authorized			Actual Budget Expended			Remaining Budget Authorized		
	SPLOST	Other	Total	SPLOST	Other	Total	SPLOST	Other	Total
PE\Design	\$154,000	\$320,000	\$474,000	\$52,420	\$175,280	\$227,700	\$101,580	\$144,720	\$246,300
Total:	\$154,000	\$320,000	\$474,000	\$52,420	\$175,280	\$227,700	\$101,580	\$144,720	\$246,300

Schedule

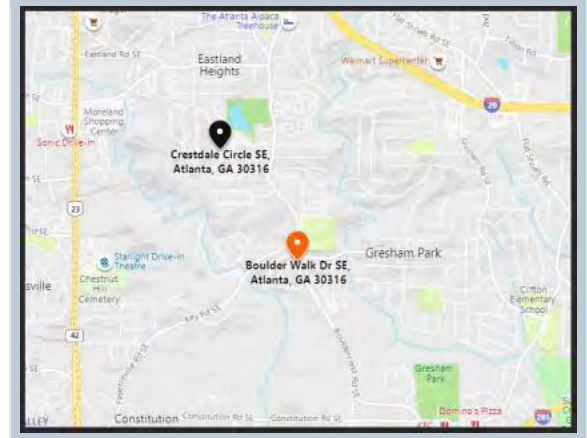
Activity Name	Baseline Start	Forecast/ Actual Start	Variance	Baseline Finish	Forecast/ Actual Finish	Variance
Program Management		01-Dec-2020			04-Dec-2020	
PE\Design		14-Dec-2022			31-Dec-2023	
	2020	2021		2022	2023	
Program Management						
PE\Design						

Schedule Milestones

Approve PIP	04-Dec-2020
BOC Approve Corridor Study (2020-1522)	15-Dec-2020
BOC Approval/ Contract Award for Study Funding (2022-2468) (KCI Technology)	13-Dec-2022
Start Study	14-Dec-2022
Study Complete	31-Dec-2023

PROJECT: 1B.6 SOUTH RIVER TRAIL EXTENSION PHASE VI (CRESTDALE CIRCLE TO NEAR BOULDER WALK DRIVE)

Program	2018-2024 SPLOST
Scope	This project is a multi-use trail that extends .75 miles from Crestdale Circle to near Boulder Walk Drive as part of the South River Trail network of multi-use trails in DeKalb County. This project is an extension of the SPLOST funded Old Castle Multi-Use Trail (Custer Avenue to Crestdale Circle). The Georgia Department of Transportation will fund \$640,000.00 of this project with a \$160,000.00 in local matching funds from SPLOST proceeds.
Project Length	0.74 miles
District	03
Super District	06



Summary

Category 1B provides SPLOST funding for transportation projects. These projects also utilize federal and state matching funds.

Cost Status

Phase	Budget Authorized			Actual Budget Expended			Remaining Budget Authorized		
	SPLOST	Other	Total	SPLOST	Other	Total	SPLOST	Other	Total
PE\Design	\$160,000	\$640,000	\$800,000				\$160,000	\$640,000	\$800,000
Total:	\$160,000	\$640,000	\$800,000	\$0	\$0	\$0	\$160,000	\$640,000	\$800,000

Schedule

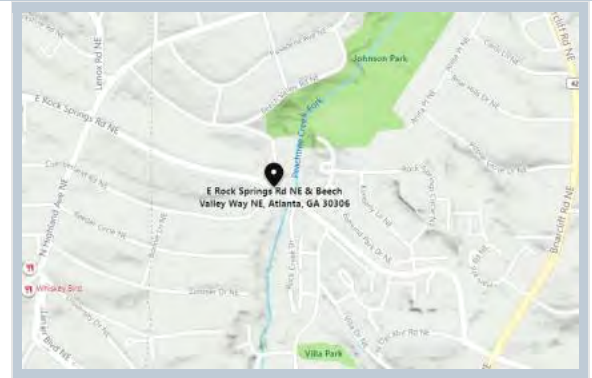
Activity Name	Baseline Start	Forecast/ Actual Start	Variance	Baseline Finish	Forecast/ Actual Finish	Variance
Program Management		10-Oct-2023			13-Oct-2023	
PE\Design		09-Nov-2023			11-Oct-2024	
	2023			2024		2025
Program Management						
PE\Design						

Schedule Milestones

BOC Approve South River Trail Extension - GDOT and SPLOST Funding Approval for Design (2021-2254)	23-Mar-2021
Request for Vendor Qualifications (RFVQ) #1	28-Mar-2022
Vendor Qualifications Due #1	26-Apr-2022
GDOT Approval to Re-Advertise RFVQ	12-Apr-2023
Request for Vendor Qualifications (RFVQ) #2	24-Apr-2023
Vendor Qualifications Due #2	08-Jun-2023
BOC Approval/ Contract Award for Design (2023-XXXX)	10-Oct-2023
Approve PIP	13-Oct-2023
Start Design	09-Nov-2023
Design Complete	11-Oct-2024

PROJECT: 1B.7 EAST ROCK SPRINGS ROAD ROUNDABOUT

Program	2018-2024 SPLOST
Scope	East Rock Springs Road carries a significant amount of vehicular traffic through neighborhoods where pedestrians are active. The proposed roundabout at the East Rock Springs Road at Cumberland Road / Beech Valley Way intersection is intended to calm traffic and improve operations and safety. This project includes \$300,000 in SPLOST funds and \$400,000 in GDOT LMIG funds in addition to the LMIG funds normally allocated to the County for resurfacing.
District	02
Super District	06
Design	Kimley-Horn and Associates, Inc.



Summary

The Board of Commissioners approved \$300,000.00 in funding to complete final design and construction of this project from the \$25.5M Federal and State Transportation Project Matching Funding Referendum budget category. The project is also funded with \$400,000.00 in GDOT LMIG funds (in addition to the LMIG funds normally allocated to the County for resurfacing.)

Cost Status

Phase	Budget Authorized			Actual Budget Expended			Remaining Budget Authorized		
	SPLOST	Other	Total	SPLOST	Other	Total	SPLOST	Other	Total
PE\Design	\$125,841		\$125,841	\$100,744		\$100,744	\$25,098		\$25,098
ROW\Property Acquisition	\$2,600		\$2,600	\$2,600		\$2,600	\$0		\$0
Construction Costs	\$196,559	\$400,000	\$596,559				\$196,559	\$400,000	\$596,559
Total:	\$325,000	\$400,000	\$725,000	\$103,344	\$0	\$103,344	\$221,656	\$400,000	\$621,656

Schedule

Activity Name	Baseline Start	Forecast/ Actual Start	Variance	Baseline Finish	Forecast/ Actual Finish	Variance
PE\Design		16-Nov-2020			28-Sep-2023	
ROW\Property Acquisition		30-Nov-2022			20-Sep-2023	

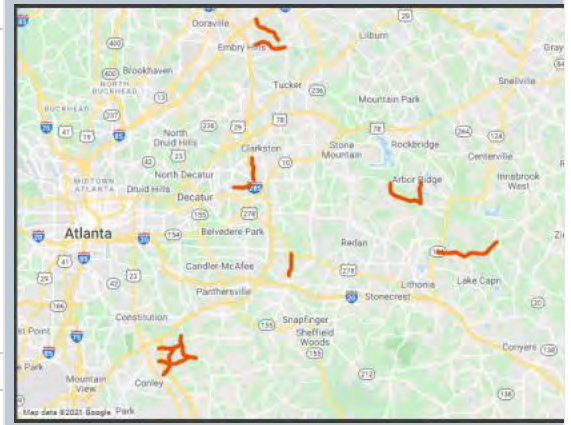
	2020	2021	2022	2023
PE\Design				
ROW\Property Acquisition				

Schedule Milestones

Start Final Design (Kimley-Horn)	16-Nov-2020
BOC Approval of E. Rock Springs Roundabout Funding (2021-2367) (Final Design and Construction)	13-Apr-2021
BOC Approval Design Contract Term Expiration - Emergency CO#7 East Rock Springs Road Roundabout (2021-3504)	11-Jan-2022
BOC Approval CO#10 Contract Term Extension (2022-2304) (Kimley-Horn)	25-Oct-2022
BOC Approval CO #11 Funding Increase Design (Kimley-Horn) (2023-0620)	13-Jun-2023
Final Design Complete	28-Sep-2023

PROJECT: 1B.8 2021 LMIG PAVEMENT MARKING SAFETY UPGRADES

Program	2018-2024 SPLOST
Scope	The proposed improvements consist of updating thermoplastic pavement markings and adding raised pavement markers on roads that have been identified as being in the most need of these improvements. The proposed work will be accomplished by using an existing on-call pavement marking contract. This project is funded with \$175,000 in SPLOST funds and \$175,000 in GDOT FY2021 LMIG Safety Action Plan funds.
Project Length	18.50 miles
District	01, 03, 04, 05
Super District	06, 07
Construction	Peek Pavement Marking, Inc.



Summary

Category 1B provides SPLOST funding for transportation projects. These projects also utilize federal and state matching funds.

Cost Status

Phase	Budget Authorized			Actual Budget Expended			Remaining Budget Authorized		
	SPLOST	Other	Total	SPLOST	Other	Total	SPLOST	Other	Total
Construction Costs	\$175,000	\$175,255	\$350,255	\$129,212	\$168,085	\$297,297	\$45,788	\$7,170	\$52,958
Total:	\$175,000	\$175,255	\$350,255	\$129,212	\$168,085	\$297,297	\$45,788	\$7,170	\$52,958

Schedule

Activity Name	Baseline Start	Forecast/ Actual Start	Variance	Baseline Finish	Forecast/ Actual Finish	Variance
Construction		01-Jan-2022			28-Feb-2023	

	2022	2023	2024
Construction			

Schedule Milestones

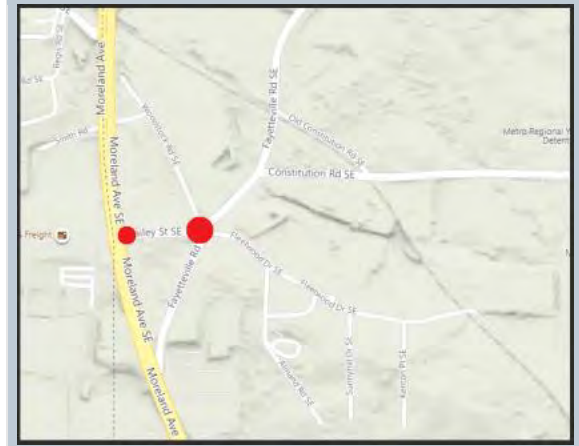
BOC Approve Use of GDOT & SPLOST Funds (2021-2735)	13-Jul-2021
BOC Approve Annual On-Call Contractor/CO (2021-3061)	28-Sep-2021
Start Construction	01-Jan-2022
Substantial Completion	28-Feb-2023

Sub Projects

Name	District(s) / Super	Status	Comments
Cedar Grove Road Pavement Marking Safety Upgrades	03 / 06	Construction Complete	
Chamblee Tucker Road Pavement Marking Safety Upgrades	01 / 07	Construction Complete	
Henrico Road Pavement Marking Safety Upgrades	03 / 06	Construction Complete	
Moore Road Pavement Marking Safety Upgrades	03 / 06	Construction Complete	
Pleasantdale Road Pavement Marking Safety Upgrades	01 / 07	Construction Complete	
Pleasant Hill Road Pavement Marking Safety Upgrades	05 / 07	Construction Complete	
Rockbridge Road Pavement Marking Safety Upgrades	04 / 06	Construction Complete	
South Deshon Road Pavement Marking Safety Upgrades	04 / 07	Construction Complete	
Stephenson Road Pavement Marking Safety Upgrades	04 / 07	Construction Complete	
Wesley Chapel Road Pavement Marking Safety Upgrades	03, 05 / 07	Construction Complete	
Bouldercrest Road Pavement Marking Safety Upgrades	03 / 06	Construction Complete	
East Conley Road Pavement Marking Safety Upgrades	03 / 06	Construction Complete	
Northern Avenue Pavement Marking Safety Upgrades	04 / 06	Construction Complete	

PROJECT: 1B.9 CONSTITUTION ROAD FREIGHT CORRIDOR OPERATIONAL AND SAFETY IMPROVEMENTS - PHASE 1

Program	2018-2024 SPLOST
Scope	The Metro South Community Improvement District (MSCID) received a \$1 million Georgia Transportation Infrastructure Bank (GTIB) grant for safety and operational improvements to the Constitution Road Freight Corridor. Proposed improvements include intersection improvements and a traffic signal at the SR 42/ Bailey Street intersection and a roundabout at the Bailey St. /Fayetteville Rd. /Fleetwood Dr. /Woodstock Rd. intersection. The project will improve access to SR 42 and 1-285 for the numerous freight and truck oriented businesses in the Constitution Road area. In addition to the \$1M GTIB Grant this project is also funded with \$200,000 in Metro South Community Improvement District (MSCID) funds and \$2,614,622 in SPLOST matching funds.
District	03
Super District	06



Summary

Category 1B provides SPLOST funding for transportation projects. These projects also utilize federal and state matching funds.

Cost Status

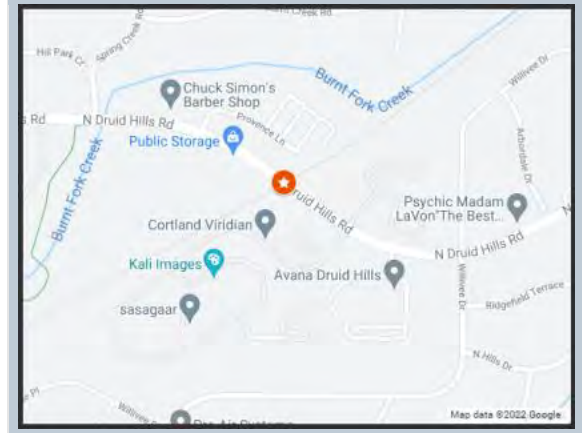
Phase	Budget Authorized			Actual Budget Expended			Remaining Budget Authorized		
	SPLOST	Other	Total	SPLOST	Other	Total	SPLOST	Other	Total
Construction Costs	\$3,614,622	\$1,200,000	\$4,814,622				\$3,614,622	\$1,200,000	\$4,814,622
Total:	\$3,614,622	\$1,200,000	\$4,814,622	\$0	\$0	\$0	\$3,614,622	\$1,200,000	\$4,814,622

Schedule Milestones

BOC Approve Funding Use for Constitution Road Freight Corridor Operational and Safety Improvements 28-Sep-2021
Phase 1 (2021-3056)

PROJECT: 1B.10 NORTH DRUID HILLS ROAD AT CSX RAILROAD BRIDGE REPLACEMENT

Program	2018-2024 SPLOST
Scope	On September 24, 2019, the Board of Commissioners authorized an application for federal funds for multiple transportation projects including the North Druid Hills Road at CSX Railroad bridge replacement. Funding for the preliminary engineering phase was approved by the Atlanta Regional Commission. The Georgia Department of Transportation has appropriated \$720,000.00 for design and the DeKalb SPLOST will provide a \$180,000.00 local match. Future matching funds will be needed for the right-of-way acquisition and construction phases. The current ARC Transportation Improvement Program includes \$1.6 million in federal funding for the right-of-way acquisition phase and \$7 million in federal funding for the construction phase.
District	02
Super District	06



Summary

Category 1B provides SPLOST funding for transportation projects. These projects also utilize federal and state matching funds.

Cost Status

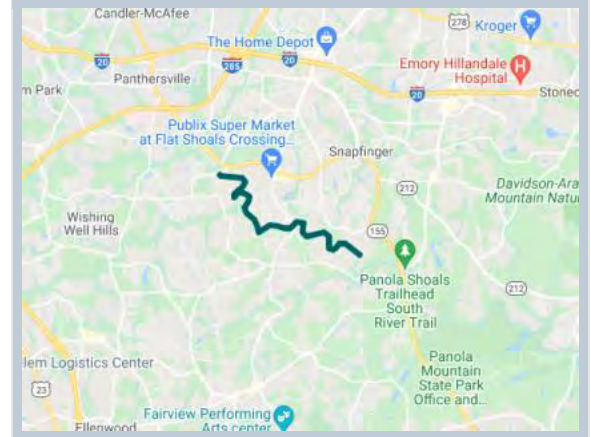
Phase	Budget Authorized			Actual Budget Expended			Remaining Budget Authorized		
	SPLOST	Other	Total	SPLOST	Other	Total	SPLOST	Other	Total
PE\Design	\$180,000	\$720,000	\$900,000				\$180,000	\$720,000	\$900,000
Total:	\$180,000	\$720,000	\$900,000	\$0	\$0	\$0	\$180,000	\$720,000	\$900,000

Schedule Milestones

BOC Approve Funding Use for North Druid Hills Road at CSX Railroad Bridge Replacement Design (2021-3065)	28-Sep-2021
RFVQ for Design Services - North Druid Hills Road at CSX Railroad Bridge Replacement Design	18-Jul-2022
Receipt of Proposals Due Date - North Druid Hills Road at CSX Railroad Bridge Replacement Design	08-Aug-2022

PROJECT: 1B.12 SOUTH RIVER TRAIL EXTENSION (WALDROP RD TO MLK HS) STUDY

Program	2018-2024 SPLOST
Scope	Scoping Study for Extending the South River Trail from Waldrop Road to MLK High School. This section of trail will eliminate the gap between the existing trail end at Waldrop Road and the existing trail end at Martin Luther King High School which connects with the Arabia Mountain Trail and continues into Rockdale County. The trail is an important part of a bike-pedestrian corridor allowing for the future regional connection from the Monastery of the Holy Spirit in Rockdale County to the Atlanta Beltline. The purpose of this study is to develop safe and cost-effective ways to connect the existing trail segments and to study the feasibility of alternatives. Project deliverables will include an implementation plan for recommended improvements and a GDOT concept report. The concept report will assist in seeking additional state and federal funding. This study is funded with \$200,000 from the Atlanta Regional Commission funds and \$50,000 in SPLOST Category 1B funds.
Project Length	5.00 miles
District	03, 05
Super District	07



Summary

Category 1B provides SPLOST funding for transportation projects. These projects also utilize federal and state matching funds.

Cost Status

Phase	Budget Authorized			Actual Budget Expended			Remaining Budget Authorized		
	SPLOST	Other	Total	SPLOST	Other	Total	SPLOST	Other	Total
PE\Design	\$50,000	\$200,000	\$250,000				\$50,000	\$200,000	\$250,000
Total:	\$50,000	\$200,000	\$250,000	\$0	\$0	\$0	\$50,000	\$200,000	\$250,000

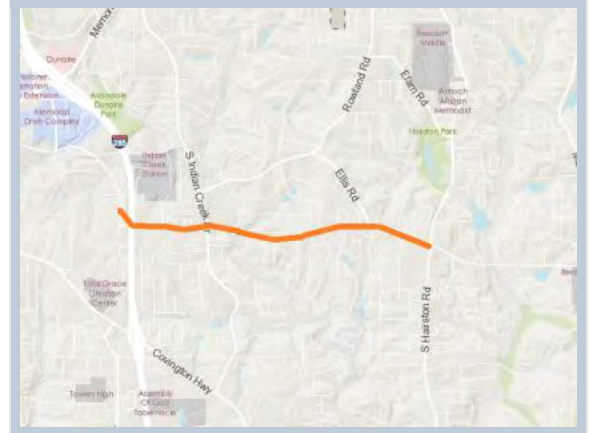
Schedule Milestones

BOC Approve Scoping Study (2021-3353)

21-Dec-2021

PROJECT: 1B.13 REDAN ROAD SAFETY AND OPERATIONS IMPROVEMENTS STUDY

Program	2018-2024 SPLOST
Scope	Scoping Study for Safety and Operations Improvements on Redan Road from Holcombe Road to near South Hairston Road. The purpose of this study is to develop viable, multimodal, and cost-effective mobility solutions and to study the feasibility of short- and long-range alternatives in improving the efficiency, operations, and safety of the corridor. Project deliverables will include an implementation plan for recommended improvements and a GDOT concept report. The concept report will assist in seeking additional state and federal funding. This project is funded with \$80,000 in SPLOST funds and up to \$320,000 from the Atlanta Regional Commission (ARC).
Project Length	2.20 miles
District	04, 05
Super District	07



Summary

Category 1B provides SPLOST funding for transportation projects. These projects also utilize federal and state matching funds.

Cost Status

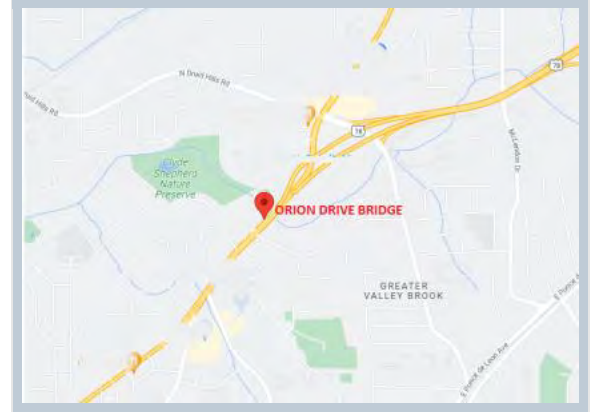
Phase	Budget Authorized			Actual Budget Expended			Remaining Budget Authorized		
	SPLOST	Other	Total	SPLOST	Other	Total	SPLOST	Other	Total
PE\Design	\$80,000	\$320,000	\$400,000				\$80,000	\$320,000	\$400,000
Total:	\$80,000	\$320,000	\$400,000	\$0	\$0	\$0	\$80,000	\$320,000	\$400,000

Schedule Milestones

BOC Approve Redan Road Safety and Operations Improvements Study/ARC Funding (2022-1260)	08-Mar-2022
Pre-Proposal Conference	13-Apr-2023
Proposal Opening	10-May-2023
Approve PIP	01-Sep-2023
BOC Approval/ Contract Award for Study (2022-XXXX)	12-Sep-2023
Start Study	12-Oct-2023
Study Complete	06-Nov-2024

PROJECT: 1B.14 ORION DRIVE BRIDGE UPGRADE / REPLACEMENT

Program	2018-2024 SPLOST
Scope	Orion Drive is the primary access to the south side of the North DeKalb Mall site. There are currently vehicle weight restrictions on the bridge. This project will bring the bridge up to current design standards by either upgrading the existing bridge structure or by building a replacement bridge. The initial design step will be to evaluate options for upgrading the bridge and to develop concept level cost estimates. The feasibility of adding a multi-use trail crossing to the bridge for a future extension of the South Fork Peachtree Creek Trail will also be evaluated. The project will be funded with Georgia Department of Transportation Local Maintenance and Improvement Grant (LMIG) Funds in the amount of \$500,000.00 and \$150,000.00 from SPLOST Category 1B.
District	04
Super District	06
Design	AECOM



Summary

Category 1B provides SPLOST funding for transportation projects. These projects also utilize federal and state matching funds.

Cost Status

Phase	Budget Authorized			Actual Budget Expended			Remaining Budget Authorized		
	SPLOST	Other	Total	SPLOST	Other	Total	SPLOST	Other	Total
PE\Design	\$150,000		\$150,000	\$37,345		\$37,345	\$112,655		\$112,655
Construction Costs		\$500,000	\$500,000					\$500,000	\$500,000
Total:	\$150,000	\$500,000	\$650,000	\$37,345	\$0	\$37,345	\$112,655	\$500,000	\$612,655

Schedule

Activity Name	Baseline Start	Forecast/ Actual Start	Variance	Baseline Finish	Forecast/ Actual Finish	Variance
PE\Design		15-Aug-2022			08-Nov-2023	
	2022			2023		
PE\Design						

Schedule Milestones

Approve PIP	15-Jul-2022
BOC Approval Funding	09-Aug-2022
NTP/Start Bridge Evaluation	15-Aug-2022
Design Complete Bridge Evaluation	07-May-2023
NTP/ Start Design (AECOM)	08-May-2023
Design Complete (AECOM)	08-Nov-2023



PROJECT: 1B.18 2023 LMIG PAVEMENT MARKING SAFETY UPGRADES

Program	2018-2024 SPLOST
Scope	The proposed improvements consist of updating thermoplastic pavement markings, adding raised pavement markers, and replacement of regulatory and warning signs on roads that have been identified as being in the most need of these improvements. This project is funded with \$200,000 in SPLOST funds and \$230,000 in GDOT FY2023 LMIG Safety Action Plan funds.

Summary

Category 1B provides SPLOST funding for transportation projects. These projects also utilize federal and state matching funds.

Cost Status

Phase	Budget Authorized			Actual Budget Expended			Remaining Budget Authorized		
	SPLOST	Other	Total	SPLOST	Other	Total	SPLOST	Other	Total
Construction Costs	\$200,000	\$230,000	\$430,000				\$200,000	\$230,000	\$430,000
Total:	\$200,000	\$230,000	\$430,000	\$0	\$0	\$0	\$200,000	\$230,000	\$430,000

Schedule

Activity Name	Baseline Start	Forecast/ Actual Start	Variance	Baseline Finish	Forecast/ Actual Finish	Variance
Construction		02-Oct-2023			29-Sep-2024	
	2023			2024		2025
Construction						

Schedule Milestones

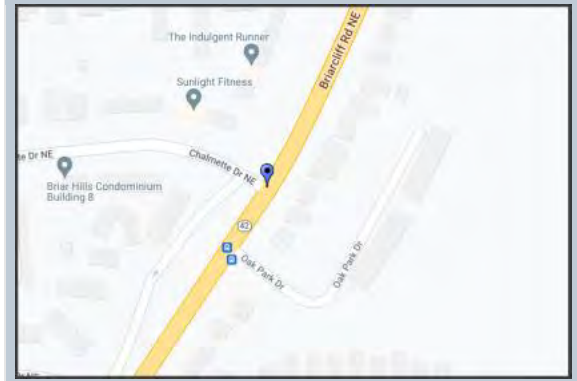
BOC Approval GDOT Safety Funds (2023-0800)	25-Jul-2023
Start Construction	02-Oct-2023
Substantial Completion	29-Sep-2024

Sub Projects

Name	District(s) / Super	Status	Comments
North Hairston Road	04 / 07	Purchasing	
Shallowford Road	01, 02 / 06, 07	Purchasing	
South Stone Mountain Lithonia Rd	04, 05 / 07	Purchasing	
Wesley Chapel Road	03 / 07	Purchasing	

PROJECT: 1B.19 BRIARCLIFF ROAD RECTANGULAR RAPID FLASHING BEACON CROSSWALKS

Program	2018-2024 SPLOST
Scope	This project consists of the installation of two new crosswalks with rectangular rapid flashing beacons on Briarcliff Road (SR 42) at the intersection with Chalmette Drive. The RRFB equipment will be provided by DeKalb County. The work includes minor sidewalk and ramp work.
District	02
Super District	06



Summary

Category 1B provides SPLOST funding for transportation projects. These projects also utilize federal and state matching funds.

Schedule

Activity Name	Baseline Start	Forecast/ Actual Start	Variance	Baseline Finish	Forecast/ Actual Finish	Variance
Program Management		02-Aug-2023			07-Aug-2023	
Construction		28-Nov-2023			27-Mar-2024	
	2023		2024		2025	
Program Management						
Construction						

Schedule Milestones

Approve PIP	07-Aug-2023
Invitation to Bid	24-Aug-2023
Bid Opening	14-Sep-2023
BOC Approval/ Contract Award (2023-XXXX)	24-Oct-2023
Start Construction	28-Nov-2023
Substantial Completion	27-Mar-2024

PROJECT: 1C.4 A/E SERVICES FOR TRANSPORTATION (ON-CALL)

Program	2018-2024 SPLOST
Scope	Consists of providing professional engineering services for the design and construction of various Pedestrian Improvement Projects. Current scopes include: (1) Preparation of construction plans for safety improvements at 11 locations in DeKalb County, (2) Development of conceptual alternatives for pedestrian improvements along Snapfinger Woods Drive from New Snapfinger Woods Drive to Friendly Hills Drive and (3) Design of pedestrian crossings at three locations (Central Drive, Indian Creek Way and Redan Road).
District	01, 02, 03, 04, 05
Super District	06, 07
Design	Vanasse Hangen Brustlin, Inc.

Summary

Category 1C provides for construction of new and replacement sidewalks throughout DeKalb County with a total referendum budget of \$14,450,000.

Cost Status

Phase	Budget Authorized			Actual Budget Expended			Remaining Budget Authorized		
	SPLOST	Other	Total	SPLOST	Other	Total	SPLOST	Other	Total
PE\Design	\$625,200		\$625,200	\$208,894		\$208,894	\$416,306		\$416,306
Total:	\$625,200	\$0	\$625,200	\$208,894	\$0	\$208,894	\$416,306	\$0	\$416,306

Schedule

Activity Name	Baseline Start	Forecast/ Actual Start	Variance	Baseline Finish	Forecast/ Actual Finish	Variance
Program Management		27-Aug-2020			03-Sep-2020	
PE\Design		06-Dec-2021			29-Sep-2023	

	2020	2021	2022	2023
Program Management				
PE\Design				

Schedule Milestones

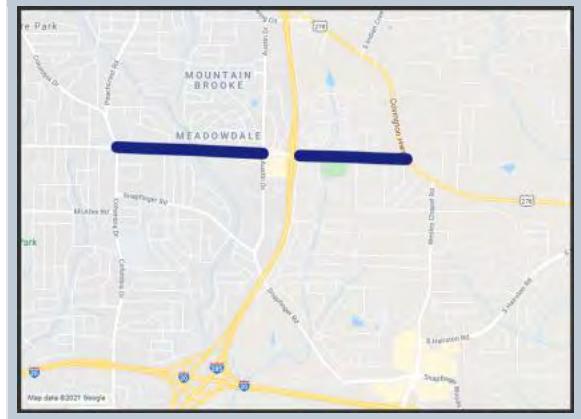
Approve PIP	03-Sep-2020
BOC Approval of A/E Contractors (2020-0915)	08-Dec-2020
Start Design - A/E Services	06-Dec-2021
Start Design - Snapfinger Woods Drive Sidewalk Concept	06-Dec-2021
Start Design - GDOT Off-System Safety Improvements at 11 Locations	13-Jan-2022
PO Received - GDOT Off-System Safety Improvements at 11 Locations	04-Feb-2022
PO Received - Snapfinger Woods Drive Sidewalk Concept	07-Mar-2022
PO Received - Pedestrian Crossings at Three Locations Design	31-Mar-2022
Start Design - Pedestrian Crossings at Three Locations Design	18-Apr-2022
Design Complete - Snapfinger Woods Drive Sidewalk Concept	01-Sep-2023
Design Complete - A/E Services	29-Sep-2023
Design Complete - GDOT Off-System Safety Improvements at 11 Locations	29-Sep-2023
Design Complete - Pedestrian Crossings at Three Locations Design	04-Dec-2023

Sub Projects

Name	District(s) / Super	Status	Comments
Snapfinger Woods Drive Sidewalk Concept Alternatives	05 / 07	Design Phase	
Pedestrian Crossings at Three Locations (Central Dr, Indian Creek Way, Redan Rd)	04, 05 / 06, 07	Design Phase	
GDOT Off-System Safety Improvements at 11 Locations	01, 03, 04, 05 / 06, 07	Design Phase	
A/E Services for Transportation Unallocated	01, 02, 03, 04, 05 / 06, 07	Not Started	

PROJECT: 1C.5 GLENWOOD ROAD SIDEWALK PH. 3

Program	2018-2024 SPLOST
Scope	Sidewalk improvements along both sides of Glenwood Road from Columbia Drive to Austin Drive and from east of 1-285 to US278/SR12/Covington Highway ("Covington Highway") in unincorporated DeKalb County, Georgia. Current contract modification is to fund final plan development with SPLOST funds.
Project Length	1.75 miles
District	03, 05
Super District	07
Design	Kimley-Horn and Associates, Inc.



Summary

Category 1C provides for construction of new and replacement sidewalks throughout DeKalb County with a total referendum budget of \$14,450,000.

Cost Status

Phase	Budget Authorized			Actual Budget Expended			Remaining Budget Authorized		
	SPLOST	Other	Total	SPLOST	Other	Total	SPLOST	Other	Total
PE\Design	\$349,965		\$349,965	\$272,873		\$272,873	\$77,091		\$77,091
ROW\Property Acquisition	\$728,283		\$728,283	\$48,586		\$48,586	\$679,698		\$679,698
Total:	\$1,078,248	\$0	\$1,078,248	\$321,459	\$0	\$321,459	\$756,789	\$0	\$756,789

Schedule

Activity Name	Baseline Start	Forecast/ Actual Start	Variance	Baseline Finish	Forecast/ Actual Finish	Variance
Program Management		11-Jan-2021			11-Jan-2022	
PE\Design		25-Feb-2021			01-Sep-2023	
ROW\Property Acquisition		09-Nov-2021			01-Sep-2023	

	2021	2022	2023
Program Management	<div></div>		
PE\Design	<div></div>	<div></div>	<div></div>
ROW\Property Acquisition		<div></div>	<div></div>

Schedule Milestones

Approve PIP Design	11-Jan-2021
BOC Approval of Glenwood Road Sidewalk Phase 3 (2021-2026) Kimley-Horn	09-Feb-2021
Design PO Received (Kimley Horn)	25-Feb-2021
BOC Approval Design Contract Term Expiration - CO#7 Glenwood Road Sidewalk (Kimley-Horn) (2021-3504)	11-Jan-2022
Approve PIP ROW/Property Acquisition	06-May-2022
BOC Approval SPLOST Funding for ROW Acquisition - Glenwood Road Sidewalk (2022-1659)	14-Jun-2022
BOC Approval CO#10 Contract Term Extension (2022-2304) (Kimley-Horn)	25-Oct-2022
BOC Approval CO #11 Funding Increase Design (Kimley-Horn) (2023-0620)	13-Jun-2023

PROJECT: 1C.6 MCAFEE ROAD SIDEWALK

Program	2018-2024 SPLOST
Scope	This project consists of construction of a sidewalk on McAfee Road from Candler Road to East Lakeside Drive including all construction work related to sidewalk construction and any required drainage, curb and gutter, and asphalt paving.
Project Length	0.70 miles
District	03
Super District	07
Construction	DAF Concrete, Inc.



Project Features

This project consists of construction of a sidewalk on McAfee Road from Candler Road to East Lakeside Drive including all construction work related to sidewalk construction and any required drainage, curb and gutter, and asphalt paving.

Summary

Category 1C provides for construction of new and replacement sidewalks throughout DeKalb County with a total referendum budget of \$14,450,000.

Cost Status

Phase	Budget Authorized			Actual Budget Expended			Remaining Budget Authorized		
	SPLOST	Other	Total	SPLOST	Other	Total	SPLOST	Other	Total
Utilities	\$150,000		\$150,000	\$137,825		\$137,825	\$12,175		\$12,175
Construction Costs	\$375,132		\$375,132	\$191,562		\$191,562	\$183,570		\$183,570
Total:	\$525,132	\$0	\$525,132	\$329,387	\$0	\$329,387	\$195,745	\$0	\$195,745

Schedule

Activity Name	Baseline Start	Forecast/ Actual Start	Variance	Baseline Finish	Forecast/ Actual Finish	Variance
Construction		19-Jan-2023			27-Sep-2023	
	2023			2024		2025
Construction						

Schedule Milestones

Invitation to Bid - McAfee Road Sidewalk	02-May-2022
Bid Opening - McAfee Road Sidewalk	02-Jun-2022
Cost Opening - McAfee Road Sidewalk	08-Jun-2022
Approve PIP Georgia Power	05-Jul-2022
BOC Approval Funding McAfee Road Sidewalk (2022-1784) (Georgia Power)	12-Jul-2022
BOC Approval McAfee Road Sidewalk Construction Award (2022-1854) (DAF Concrete)	26-Jul-2022
NTP/Start Construction	19-Jan-2023
Substantial Completion	27-Sep-2023

PROJECT: 1D.3 A/E SERVICES FOR TRANSPORTATION (ON-CALL)

Program	2018-2024 SPLOST
Scope	Consists of providing professional engineering services for the design and construction of various projects including, but not limited to: intersections, sidewalks, and roadway improvements; streetscapes, localized drainage projects, traffic signalization projects, bridge replacements, infrastructure improvements and related projects.
District	01, 02, 03, 04, 05
Super District	06, 07
Design	Arcadis US, Inc.

Summary

Category 1D provides for Transportation Enhancement projects across DeKalb County which include, but are not limited to, intersection upgrades, widening of narrow lanes, and improvements to roadway alignment, safety lighting, and sight distance.

Cost Status

Phase	Budget Authorized			Actual Budget Expended			Remaining Budget Authorized		
	SPLOST	Other	Total	SPLOST	Other	Total	SPLOST	Other	Total
PE\Design	\$389,400		\$389,400	\$277,452		\$277,452	\$111,948		\$111,948
Total:	\$389,400	\$0	\$389,400	\$277,452	\$0	\$277,452	\$111,948	\$0	\$111,948

Schedule

Activity Name	Baseline Start	Forecast/ Actual Start	Variance	Baseline Finish	Forecast/ Actual Finish	Variance
Program Management		27-Aug-2020			03-Sep-2020	
PE\Design		15-Nov-2021			31-Dec-2024	
	2020	2021	2022	2023	2024	
Program Management						
PE\Design						

Schedule Milestones

Approve PIP	03-Sep-2020
BOC Approval of A/E Contractors (2020-0915)	08-Dec-2020
Start Design - A/E Services	15-Nov-2021
Start Survey and Concept Design - Stewart Mill Rd at Bermuda Rd Roundabout Design WA#1 Survey and Concept	15-Nov-2021
Survey and Concept Design Complete - Stewart Mill Rd at Bermuda Rd Roundabout Design WA#1 Survey and Concept	31-May-2022
Start Survey and Concept Design - Stewart Mill Rd at Bermuda Rd Roundabout Design WA#5 Preliminary Plans	15-Sep-2022
Start Design - Rockbridge Rd Mini Roundabout Concept	01-Jun-2023
Design Complete - Rockbridge Rd Mini Roundabout Concept	01-Sep-2023
Survey and Concept Design Complete - Stewart Mill Rd at Bermuda Rd Roundabout Design WA#5 Survey and Concept	15-Sep-2023
Design Complete - A/E Services	31-Dec-2024

Sub Projects

Name	District(s) / Super	Status	Comments
Stewart Mill Rd at Bermuda Rd Roundabout Design	04 / 07	Design Phase	
Rockbridge Road Mini Roundabout Concept	04 / 06	Not Started	
1D.3.99 A/E Services for Transportation (On-Call)	01, 02, 03, 04, 05 / 06, 07	Not Started	
Unallocated			

PROJECT: 1D.5 NORTH DECATUR ROAD IMPROVEMENTS

Program	2018-2024 SPLOST
Scope	North Decatur Road carries a significant amount of vehicular traffic through neighborhoods where pedestrians are active. The project includes mini-roundabouts on North Decatur Road at the Springdale Road and Oakdale Road intersections, including related curb, ramps, and sidewalks, which are intended to calm traffic and improve operations and safety.
District	02
Super District	06
Design	Kimley-Horn and Associates, Inc.
Construction	SD&C, Inc.



Summary

The Board of Commissioners approved \$575,000 in funding to complete final design and construction of this project from the \$9M Transportation Enhancements Referendum budget.

Cost Status

Phase	Budget Authorized			Actual Budget Expended			Remaining Budget Authorized		
	SPLOST	Other	Total	SPLOST	Other	Total	SPLOST	Other	Total
PE\Design	\$56,704		\$56,704	\$54,292		\$54,292	\$2,412		\$2,412
Construction Costs	\$1,170,497		\$1,170,497	\$589,913		\$589,913	\$580,584		\$580,584
Total:	\$1,227,201	\$0	\$1,227,201	\$644,205	\$0	\$644,205	\$582,996	\$0	\$582,996

Schedule

Activity Name	Baseline Start	Forecast/ Actual Start	Variance	Baseline Finish	Forecast/ Actual Finish	Variance
PE\Design		16-Nov-2020			29-Sep-2021	
Construction		09-Sep-2022			31-Dec-2023	
	2020	2021		2022	2023	
PE\Design						
Construction						

Schedule Milestones

Start Final Design (Kimley-Horn)	16-Nov-2020
BOC Approval of N. Decatur Road Improvements (2021-2367) (Kimley-Horn)	13-Apr-2021
Final Design Complete	29-Sep-2021
Invitation to Bid	20-Dec-2021
Bid Opening	15-Feb-2022
Cost Opening	18-Feb-2022
BOC Approval/ Contract Award (2022-1323) (SD&C)	12-Apr-2022
NTP/Start Construction	09-Sep-2022
BOC Approval CO #1 Contract Term (2023-0044) (SD&C)	16-Feb-2023
BOC Approval Cost Increase and Time Extension (2023-0435)	09-May-2023
Substantial Completion	31-Dec-2023

PROJECT: 1E.6 OLD CASTLE MULTI-USE TRAIL (S. RIVER TRAIL PHASE 7)

Program	2018-2024 SPLOST
Scope	This project is funded with \$2,500,000 of SPLOST Funds from Category 1E - Multi-Use Trails Fund and \$500,000 from District 6 Category 1M - Commission District Discretionary Fund for land acquisition and construction of a segment of the South River Trail from Custer Avenue to Crestdale Circle. This portion of the trail is a key piece of the County's long range plan to provide a connection from the existing, and under construction, segments of the South River Trail System to the Atlanta Beltline.
Project Length	0.60 miles
District	03
Super District	06



Summary

This project is funded with \$2,500,000 of SPLOST Funds from Category 1E - Multi-Use Trails Fund and \$500,000 from District 6 Category 1M - Commission District Discretionary Fund for land acquisition and construction of a segment of the South River Trail from Custer Avenue to Crestdale Circle. This portion of the trail is a key piece of the County's long range plan to provide a connection from the existing, and under construction, segments of the South River Trail System to the Atlanta Beltline.

Cost Status

Phase	Budget Authorized			Actual Budget Expended			Remaining Budget Authorized		
	SPLOST	Other	Total	SPLOST	Other	Total	SPLOST	Other	Total
ROW\Property Acquisition	\$21,125		\$21,125	\$21,125		\$21,125	\$0		\$0
Construction Costs	\$2,478,875		\$2,478,875				\$2,478,875		\$2,478,875
Total:	\$2,500,000	\$0	\$2,500,000	\$21,125	\$0	\$21,125	\$2,478,875	\$0	\$2,478,875

Schedule

Activity Name	Baseline Start	Forecast/ Actual Start	Variance	Baseline Finish	Forecast/ Actual Finish	Variance
ROW\Property Acquisition		17-Feb-2021			01-Sep-2023	
	2021			2022		2023
ROW\Property Acquisition						

Schedule Milestones

BOC Approval of SPLOST Funding for ROW and Construction (2020-0485)	12-May-2020
BOC Approval of Donation of an Easement (2020-1313)	27-Oct-2020

PROJECT: 1F.7 CEDAR GROVE ROAD BRIDGE DESIGN-BUILD

Program	2018-2024 SPLOST
Scope	The Cedar Grove Road bridge over Norfolk Southern Railroad (built in 1965) is currently closed to traffic as a result of problems identified by GDOT in their bi-annual inspection. These problems are due in part to the bridge's age and to increased loads from trucks not following the posted weight limits. Preliminary design for a replacement bridge is underway. It is anticipated that a design/build process will be used to expedite completion of the new bridge, which is expected to take approximately two years. Improvements proposed to the detour route include shoulder widening and turn radius improvements. Improvements proposed to the detour route, funded with \$145,000 in Transportation Enhancements funds, include shoulder widening and turn radius improvements.
District	03
Super District	06
Design	AECOM



Summary

Replacement of the Cedar Grove Road bridge over Norfolk Southern Railroad.

Cost Status

Phase	Budget Authorized			Actual Budget Expended			Remaining Budget Authorized		
	SPLOST	Other	Total	SPLOST	Other	Total	SPLOST	Other	Total
PE\Design	\$25,000		\$25,000	\$9,128		\$9,128	\$15,872		\$15,872
Construction Costs	\$6,672,300		\$6,672,300	\$25,631		\$25,631	\$6,646,669		\$6,646,669
Total:	\$6,697,300	\$0	\$6,697,300	\$34,758	\$0	\$34,758	\$6,662,542	\$0	\$6,662,542

Schedule

Activity Name	Baseline Start	Forecast/ Actual Start	Variance	Baseline Finish	Forecast/ Actual Finish	Variance
PE\Design		08-Mar-2021			13-Nov-2022	
Procurement		15-Nov-2022			03-Oct-2023	
	2021			2022		2023
PE\Design						
Procurement						

Schedule Milestones

BOC Funding Approval for Cedar Grove Road Bridge Replacement (2020-1383)	10-Nov-2020
Approve PIP	11-Jan-2021
BOC Approval/Engineering Review Services/Norfolk Southern Railway (2021-2746)	22-Jun-2021
Preliminary Design Completion	13-Nov-2022
Request for Vendor Qualifications	14-Nov-2022
Deadline for Receipt of Proposals	29-Dec-2022
BOC Approval Contract Award (2023-0622) (C.W. Matthews)	27-Jun-2023

PROJECT: 1H.2 A/E SERVICES FOR TRANSPORTATION (ON-CALL)

Program	2018-2024 SPLOST
Scope	Consists of providing professional engineering services for the design and construction of various projects including, but not limited to: intersections, sidewalks, and roadway improvements; streetscapes, localized drainage projects, traffic signalization projects, bridge replacements, infrastructure improvements and related projects.
District	01, 02, 03, 04, 05
Super District	06, 07
Design	AECOM



Summary

Category 1H provides for design and installation/construction of new and replacement traffic signals throughout DeKalb County with a total referendum budget of \$2,350,000.

Cost Status

Phase	Budget Authorized			Actual Budget Expended			Remaining Budget Authorized		
	SPLOST	Other	Total	SPLOST	Other	Total	SPLOST	Other	Total
PE\Design	\$101,700		\$101,700	\$18,224		\$18,224	\$83,476		\$83,476
Total:	\$101,700	\$0	\$101,700	\$18,224	\$0	\$18,224	\$83,476	\$0	\$83,476

Schedule

Activity Name	Baseline Start	Forecast/ Actual Start	Variance	Baseline Finish	Forecast/ Actual Finish	Variance
Program Management		27-Aug-2020			03-Sep-2020	
PE\Design		10-Mar-2022			31-Dec-2024	
	2020	2021	2022	2023	2024	
Program Management						
PE\Design						

Schedule Milestones


Approve PIP	03-Sep-2020
BOC Approval of A/E Contractors (2020-0915)	08-Dec-2020
Start Design - A/E Services	10-Mar-2022
Start Design - DeKalb Industrial Way at Milscott Drive Traffic Signal Plans	10-Mar-2022
PO Received - DeKalb Industrial Way at Milscott Drive Traffic Signal Plans	11-Mar-2022
Design Complete - DeKalb Industrial Way at Milscott Drive Traffic Signal Plans	10-Apr-2023
Start Design - North Decatur Rd at Parkdale Dr - Traffic Signal and PHB	01-May-2023
Bid Opening	01-Sep-2023
Design Complete - North Decatur Rd at Parkdale Dr - Traffic Signal and PHB	31-Oct-2023
Design Complete - A/E Services	31-Dec-2024

Sub Projects

Name	District(s) / Super	Status	Comments
1H.2.1 DeKalb Industrial Way at Milscott Drive Traffic Signal Design	04 / 06	Project Complete	
1H.2.2 North Decatur Rd at Parkdale Dr - Traffic Signal and PHB	04 / 06	Design Phase	
1H.2.99 A/E Services for Transportation (On-Call) Unallocated	01, 02, 03, 04, 05 / 06, 07	Not Started	

PROJECT: 1H.4 DEKALB INDUSTRIAL AT MILSCOTT TRAFFIC SIGNAL AND PEDESTRIAN CROSSING

Program	2018-2024 SPLOST
Scope	This project consists of Traffic Signal improvements and Pedestrian Crossing at the intersection of DeKalb Industrial Way and Milscott Drive. It will provide for a safe means of vehicular traffic to move through the intersection and pedestrians to cross DeKalb Industrial Way in a safe manner. The project will also provide left-turn lanes on DeKalb Industrial Way for better traffic control and turning movement. The project will provide a traffic calming measure and improve operations and safety.
District	04
Super District	06



Summary

Category 1H provides for design and installation/construction of new and replacement traffic signals throughout DeKalb County with a total referendum budget of \$2,350,000.

Schedule

Activity Name	Baseline Start	Forecast/ Actual Start	Variance	Baseline Finish	Forecast/ Actual Finish	Variance
Program Management		10-Apr-2023			10-Apr-2023	
Procurement		11-Apr-2023			03-Oct-2023	
Construction		04-Oct-2023			31-Jan-2024	
	2023			2024		
Program Management						
Procurement						
Construction						

Schedule Milestones

Approve PIP	10-Apr-2023
Invitation to Bid	26-Jun-2023
Bid Opening	03-Aug-2023
BOC Approval/Contract Award (2023-XXXX)	12-Sep-2023
NTP/Start Construction	04-Oct-2023
Substantial Completion	31-Jan-2024



PROJECT: 1L TRANSPORTATION PROGRAM MANAGEMENT

Program	2018-2024 SPLOST
Scope	Provide Program Management core services for transportation related projects.
District	01, 02, 03, 04, 05
Super District	06, 07
Vendor	Atlas Technical Consultants

Project Features

File No. 2018-2272. Request for Proposals No. 17-500474 Special Purpose Local Option Sales Tax (SPLOST) Program Management Services: for use by the Chief Executive Officer (CEO). Consists of providing program management services for projects funded by SPLOST. Recommend award to the highest scoring proposer: Moreland-Altabelli Associates (now Atlas Technical Consultants). Amount not to exceed: \$14,998,844.39.

Summary

This project sets aside \$9,701,074 for program management services for Transportation projects within the SPLOST Program. Individual task orders will be issued to the Program Manager.

Cost Status

Phase	Budget Authorized			Actual Budget Expended			Remaining Budget Authorized		
	SPLOST	Other	Total	SPLOST	Other	Total	SPLOST	Other	Total
Program Management	\$6,692,653		\$6,692,653	\$6,546,986		\$6,546,986	\$145,667		\$145,667
CE&I Costs	\$3,008,421		\$3,008,421	\$2,963,497		\$2,963,497	\$44,924		\$44,924
Future/Undistributed									
Total:	\$9,701,074	\$0	\$9,701,074	\$9,510,483	\$0	\$9,510,483	\$190,591	\$0	\$190,591

Schedule

Activity Name	Baseline Start	Forecast/ Actual Start	Variance	Baseline Finish	Forecast/ Actual Finish	Variance
Program Management	27-Aug-2018	02-Aug-2018	25	06-Dec-2024	06-Dec-2024	

	2018	2019	2020	2021	2022	2023	2024
Program Management							

Schedule Milestones

BOC Committee Approve Program Management Services (2018-2272)	19-Jun-2018
BOC Approve Program Management Services (2018-2272)	26-Jun-2018
Notice to Proceed	02-Aug-2018
Program Management Mobilize at DeKalb County Offices	26-Aug-2018
Start Transportation Project Management Services	27-Aug-2018
BOC Approval Program Management Services (2022-1826)	15-Nov-2022
Complete Transportation Project Management Services	06-Dec-2024

Sub Projects

Name	District(s) / Super	Status
Work Authorization 1 ATC PM Core Services 2018	01, 02, 03, 04, 05 / 06, 07	Project Complete
Work Authorization 2 ATC CEI Services 1A.1 2018 LMIG Resurfacing	01, 02, 03, 04, 05 / 06, 07	Project Complete
Work Authorization 3 ATC CEI Services 1A.2 Phase 1 SPLOST Resurfacing (ABC)	01, 02, 03, 04, 05 / 06, 07	Project Complete
Work Authorization 4 ATC PM Core Services 2019	01, 02, 03, 04, 05 / 06, 07	Project Complete
Work Authorization 6 ATC CEI Services 1B.2 Flat Shoals, Henderson, Salem Sidewalks	01, 03, 05 / 06, 07	In Progress
Work Authorization 9 ATC CEI Services 1B.3 South River Trail Phase V	03 / 06, 07	Project Complete
Work Authorization 10 ATC PM Core Services 2020	01, 02, 03, 04, 05 / 06, 07	Project Complete
Work Authorization 11 ATC CEI Services 1A.5 2019 LMIG Resurfacing	01, 02, 03, 04, 05 / 06, 07	Project Complete
Work Authorization 7 ATC CEI Services 1B.1.4 Rockbridge Road Streetscape	04 / 07	In Progress
Work Authorization 8 ATC CEI Services 1B.1.2 Rockbridge Road Water/Sewer Improvements	04 / 07	In Progress
Work Authorization 12 ATC CE/Management Services 1C.1 Pedestrian Improvements	03, 04, 05 / 06, 07	In Progress
Work Authorization 13 ATC PM Core Services 2021	01, 02, 03, 04, 05 / 06, 07	Project Complete
Work Authorization 14 ATC CEI Services 1A.9 2020 LMIG Resurfacing	01, 02, 03, 04, 05 / 06, 07	Project Complete

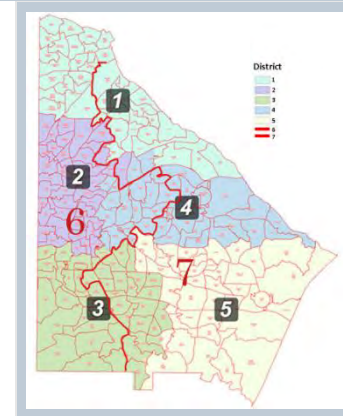


Monthly Progress Report August 2023

Name	District(s) / Super	Status
CO#1 Work Authorization 18 ATC PM Core Services 2023	01, 02, 03, 04, 05 / 06, 07	In Progress
CO#1 Work Authorization 19 ATC CEI Services 1A.10 2021 LMIG Resurfacing	01, 02, 03, 04, 05 / 06, 07	In Progress
Work Authorization 20 ATC CEI Services 1A.3 Phase 2 Resurfacing	01, 02, 03, 04, 05 / 06, 07	In Progress
Work Authorization 21 ATC CEI Services 1A.11 2022 LMIG Resurfacing	01, 02, 03, 04, 05 / 06, 07	In Progress

PROJECT: 1M COMMISSION DISTRICT TRANSPORTATION PROJECTS

Program	2018-2024 SPLOST
Scope	Scope includes projects as requested by DeKalb County Commissioner's for their District and if approved by the Board of Commissioners. The Referendum identified \$7,056,673.00 for this category or \$1,008,096.14, respectively, for each of the seven (7) Districts.
District	01, 02, 03, 04, 05
Super District	06, 07
Design	Atkins North America, PATH Foundation



Cost Status

Phase	Budget Authorized			Actual Budget Expended			Remaining Budget Authorized		
	SPLOST	Other	Total	SPLOST	Other	Total	SPLOST	Other	Total
PE\Design	\$1,587,096		\$1,587,096	\$490,727		\$490,727	\$1,096,369		\$1,096,369
ROW\Property Acquisition	\$50,000		\$50,000				\$50,000		\$50,000
Construction Costs	\$1,826,803		\$1,826,803	\$136,706		\$136,706	\$1,690,097		\$1,690,097
Future/Undistributed									
Total:	\$3,463,899	\$0	\$3,463,899	\$627,433	\$0	\$627,433	\$2,836,466	\$0	\$2,836,466

Schedule Milestones

District 6/BOC Approve Funding Old Castle Multi-Use Trail (2020-0485)	12-May-2020
District 3/BOC Approve Funding Metro South CID (2020-1063)	08-Sep-2020
District 6/BOC Approve Funding Peachtree Creek Greenway Comprehensive Concept Plan (2020-1496)	17-Nov-2020
District 6/BOC Approve Funding Sagamore-Leafmore Trail Concept Plan and Design (2020-1563)	08-Dec-2020
District 6/BOC Approve PATH Foundation Agreement - Peachtree Creek Greenway Comprehensive Concept Plan (2021-2278)	13-Apr-2021
District 4/Market Street Sidewalk BOC Agenda Item (2021-3240)	26-Oct-2021
District 2&6/BOC Approve Project Agreement PATH Foundation -Sagamore Hills Trl. Connectivity Study (2021-3220)	09-Nov-2021
District 2&6/BOC Approve Purchase 2 Traffic Data Collection Devices Sagamore Hills Trl. Connectivity Study (2021-3315)	09-Nov-2021
District 1/BOC Approve Funding City of Tucker Sidewalk Maintenance and Repairs (2021-3396)	16-Nov-2021
District 4/BOC Approve Funding City of Tucker Street Maintenance and Repairs (2021-3395)	14-Dec-2021
District 3/BOC Approve Funding Cedar Grove Road Traffic Calming Improvements (2021-3548)	21-Dec-2021
District 3/BOC Approve Funding Flat Shoals at Warriors Path Traffic Signal (2021-3550)	21-Dec-2021
District 6/PO#1275577 for PATH Foundation - PO Received	22-Dec-2021
District 6/BOC Approve PATH Foundation Agreement - Audubon to Cliff Valley (2022-1153)	08-Mar-2022
District 4/BOC Approve Funding S. Fork Peachtree Creek Trail Design (N. DeKalb Mall to Orion) (2022-2026)	23-Aug-2022
District 4/ BOC Approve Funding Stewart Mill Road at Bermuda Road Roundabout (2022-2177)	27-Sep-2022
District 2/BOC Approval Audubon to Beacon Hill (2022-2281)	11-Oct-2022
District 2/BOC Approval Margaret Harris Park and Trail Right-of-Way (2022-2281)	11-Oct-2022
District 2/BOC Approval Margaret Harris Park and Trail Construction (2022-2281)	11-Oct-2022
District 2/BOC Approval Path Foundation Agreement Audubon to Beacon Hill (2022-2593)	20-Dec-2022
District 4/BOC Approve Path Foundation Agreement S. Fork Peachtree Creek Trail Design (2022-2593)	20-Dec-2022
District 3/BOC approval of Memorandum of Understanding (MOU) - Metro South CID	26-Sep-2023

Sub Projects			
Name	District(s) / Super	Status	Comments
Commission District 1 Transportation Projects	01	Not Started	
District 1 - City of Tucker Street Maintenance and Repairs	01, 04 / 07	In Progress	Agenda Item 2021-3396
Commission District 2 Transportation Projects	02	Not Started	
Commission District 3 Transportation Projects	03	Not Started	
District 3 - Metro South CID	03 / 06	In Progress	Agenda Item 2020-1063
District 3 - Cedar Grove Road Traffic Calming Improvements	03 / 06, 07	Design Phase	Agenda Item 2021-3548
District 3 - Flat Shoals Parkway at Warriors Path Traffic Signal	03 / 06, 07	In Progress	Agenda Item 2021-3550
Commission District 4 Transportation Projects	04	Not Started	
District 4 - Market Street Sidewalk	04 / 06	Project Complete	Agenda Item 2021-3240
District 4 - City of Tucker Street Maintenance and Repairs	01, 04 / 07	In Progress	Agenda Item 2021-3395
District 4 - South Fork Peachtree Creek Trail Design (N. DeKalb Mall to Orion Dr.)	04 / 06	In Progress	Agenda 2022-2026
District 4 - Stewart Mill Road at Bermuda Road Roundabout	04 / 07	Design Phase	
Commission District 5 Transportation Projects	05	Not Started	
Commission District 6 Transportation Projects	/ 06	Not Started	
District 6 - Old Castle Multi-Use Trail (Custer to Crestdale)	03 / 06	In Progress	Agenda Item 2020-0485
District 6 - Peachtree Creek Greenway Comprehensive Concept Plan	01, 02 / 06, 07	Design Phase	Agenda Items 2020-1496, 2021-2278
District 6 - Sagamore-Leafmore Trail Concept Plan and Design	02 / 06	Design Phase	Agenda Item 2020-1563
Commission District 7 Transportation Projects	/ 07	Not Started	

PROJECT: 2A.2 FIRE STATION NO. 27

Program	2018-2024 SPLOST
Scope	The Fire Rescue Department has identified Fire Station No. 27 as one of the New Fire Stations needed to adequately serve the county; it will also improve the ISO rating for this area of the county.
Address	7558 Pleasant Hill Road Lithonia, Georgia
District	05
Super District	07



Summary

Category 2A provides funding to construct new fire stations and related capital equipment.

Cost Status

Phase	Budget Authorized			Actual Budget Expended			Remaining Budget Authorized		
	SPLOST	Other	Total	SPLOST	Other	Total	SPLOST	Other	Total
AE\Design	\$586,000		\$586,000	\$43,636		\$43,636	\$542,364		\$542,364
ROW\Property Acquisition	\$123,746		\$123,746	\$123,746		\$123,746	\$0		\$0
Construction Costs	\$6,499,856		\$6,499,856				\$6,499,856		\$6,499,856
Total:	\$7,209,602	\$0	\$7,209,602	\$167,383	\$0	\$167,383	\$7,042,219	\$0	\$7,042,219

Schedule

Activity Name	Baseline Start	Forecast/ Actual Start	Variance	Baseline Finish	Forecast/ Actual Finish	Variance
ROW\Property Acquisition		27-Oct-2020			30-Jun-2022	
AE\Design		15-Feb-2023			07-Sep-2023	
Construction		06-Dec-2023			04-Dec-2025	

	2020	2021	2022	2023	2024	2025
ROW\Property Acquisition						
AE\Design						
Construction						

Schedule Milestones

BOC Approve Negotiations of Land Acquisition (2020-1242)	27-Oct-2020
Land Acquisition Offer Letter Accepted	12-Feb-2021
Approve PIP for the Authorization of Purchase Price	10-Mar-2021
BOC Approve Authorization of Purchase Price (2021-2517)	11-May-2021
BOC Approve Purchase of Land (2022-1263)	22-Feb-2022
Prepare/Approve PIP Design and Construction	29-Sep-2022
BOC Approve Funding for Design and Construction (2022-2333)	08-Nov-2022
BOC Approve Design Funds (2022-2393) (Pond)	13-Dec-2022
Start Design	15-Feb-2023
Complete Design	07-Sep-2023
Invitation to Bid	07-Sep-2023
Bid Opening	06-Oct-2023
Notice to Proceed	06-Dec-2023
Start Construction	06-Dec-2023
Substantial Completion	04-Dec-2025

PROJECT: 2A.3 FIRE STATION NO. 16

Program	2018-2024 SPLOST
Scope	The Fire Rescue Department has identified Fire Station No. 16 as one of the New Fire Stations needed to adequately serve the county; it will also improve the ISO rating for this area of the county.
Address	2734 Pleasant Wood Drive Decatur, Georgia 30034
District	03
Super District	07



Summary

Category 2A provides funding to construct new fire stations and related capital equipment.

Cost Status

Phase	Budget Authorized			Actual Budget Expended			Remaining Budget Authorized		
	SPLOST	Other	Total	SPLOST	Other	Total	SPLOST	Other	Total
AE\Design	\$531,994		\$531,994				\$531,994		\$531,994
ROW\Property Acquisition	\$280,000		\$280,000	\$280,000		\$280,000	\$0		\$0
Construction Costs	\$7,568,006		\$7,568,006				\$7,568,006		\$7,568,006
Total:	\$8,380,000	\$0	\$8,380,000	\$280,000	\$0	\$280,000	\$8,100,000	\$0	\$8,100,000

Schedule

Activity Name	Baseline Start	Forecast/ Actual Start	Variance	Baseline Finish	Forecast/ Actual Finish	Variance
ROW\Property Acquisition		22-Jul-2021			15-Feb-2023	
AE\Design		01-Sep-2023			27-Feb-2024	
Construction		25-May-2024			24-May-2026	

	2021	2022	2023	2024	2025	2026
ROW\Property Acquisition						
AE\Design						
Construction						

Schedule Milestones

BOC Approval Land Acquisition (2022-2376)	25-Oct-2022
Approve PIP for the Authorization of Funding	12-Jan-2023
BOC Approval of Funding (2023-0635)	13-Jun-2023
BOC Approve Funding and Term Increase (2023-0693) (Pond)	11-Jul-2023
Start Design	01-Sep-2023
Complete Design	27-Feb-2024
Invitation to Bid	28-Feb-2024
Bid Opening	28-Mar-2024
BOC Approve Construction Contract Award (2022-XXXX)	23-Apr-2024
Notice to Proceed	25-May-2024
Start Construction	25-May-2024
Substantial Completion	24-May-2026

PROJECT: 2A.5 FIRE STATION NO. 28

Program	2018-2024 SPLOST
Scope	The Fire Rescue Department has identified Fire Station No. 16 as one of the New Fire Stations needed to adequately serve the county; it will also improve the ISO rating for this area of the county.
Address	3320 Turner Hill Road Stonecrest, GA 30038
District	03
Super District	07



Summary

Category 2A provides funding to construct new fire stations and related capital equipment.

Cost Status

Phase	Budget Authorized			Actual Budget Expended			Remaining Budget Authorized		
	SPLOST	Other	Total	SPLOST	Other	Total	SPLOST	Other	Total
Construction Costs	\$9,138,750		\$9,138,750				\$9,138,750		\$9,138,750
Total:	\$9,138,750	\$0	\$9,138,750	\$0	\$0	\$0	\$9,138,750	\$0	\$9,138,750

Schedule

Activity Name	Baseline Start	Forecast/ Actual Start	Variance	Baseline Finish	Forecast/ Actual Finish	Variance
ROW\Property Acquisition		22-Jul-2021			23-Feb-2024	
AE\Design		01-Mar-2024			19-Aug-2024	
Construction		09-Nov-2024			08-Nov-2026	

	2021	2022	2023	2024	2025	2026
ROW\Property Acquisition						
AE\Design						
Construction						

Schedule Milestones

BOC Approve Authorization of Purchase Price (2022-XXXX)	11-May-2021
Prepare/Approve PIP Funding for Design, ROW, Construction	24-Jul-2023
BOC Approve Funding for Design, ROW, Construction (2023-0952)	22-Aug-2023
Land Acquisition Offer Letter Accepted	01-Sep-2023
Start Design	01-Mar-2024
Complete Design	19-Aug-2024
Invitation to Bid	20-Aug-2024
Bid Opening	19-Sep-2024
BOC Approve Construction Contract Award (2022-XXXX)	08-Oct-2024
Notice to Proceed	09-Nov-2024
Start Construction	09-Nov-2024
Substantial Completion	08-Nov-2026

PROJECT: 2A.6 FIRE STATION NO. 5

Program	2018-2024 SPLOST
Scope	The Fire Rescue Department has identified Fire Station No. 16 as one of the New Fire Stations needed to adequately serve the county; it will also improve the ISO rating for this area of the county. The proposed work scope is to construct a new fire station and to relocate the operations to the new station at 4329 Cowan Road, Tucker, GA.
Address	4329 Cowan Road Tucker, GA 30034
District	01
Super District	07



Summary

Category 2A provides funding to construct new fire stations and related capital equipment.

Cost Status

Phase	Budget Authorized			Actual Budget Expended			Remaining Budget Authorized		
	SPLOST	Other	Total	SPLOST	Other	Total	SPLOST	Other	Total
Construction Costs	\$8,210,000		\$8,210,000	\$41,435		\$41,435	\$8,168,565		\$8,168,565
Total:	\$8,210,000	\$0	\$8,210,000	\$41,435	\$0	\$41,435	\$8,168,565	\$0	\$8,168,565

Schedule

Activity Name	Baseline Start	Forecast/ Actual Start	Variance	Baseline Finish	Forecast/ Actual Finish	Variance
AE\Design		01-Mar-2024			19-Aug-2024	
Construction		09-Nov-2024			08-Nov-2026	

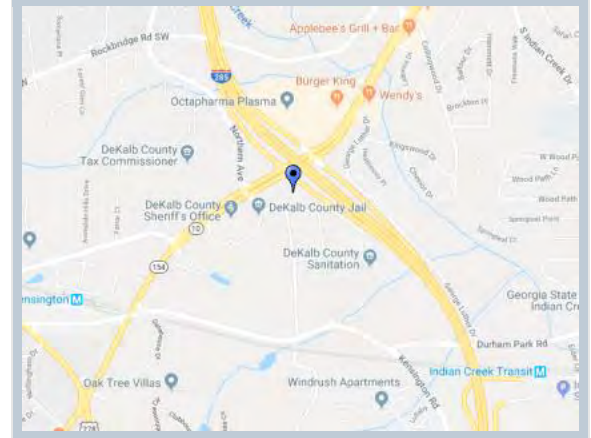
	2024	2025	2026	2027
AE\Design	<div style="width: 100%; height: 15px; background-color: blue;"></div>			
Construction		<div style="width: 100%; height: 15px; background-color: red;"></div>		

Schedule Milestones

BOC Approval Funding (2023-0371)	25-Apr-2023
BOC Approval CO#1 On-Call Complete Demolition Services (2023-0396)	12-Sep-2023
Start Design	01-Mar-2024
Complete Design	19-Aug-2024
Invitation to Bid	20-Aug-2024
Bid Opening	19-Sep-2024
BOC Approve Construction Contract Award (2022-XXXX)	08-Oct-2024
Notice to Proceed	09-Nov-2024
Start Construction	09-Nov-2024
Substantial Completion	08-Nov-2026

PROJECT: 2G.1 BOBBY BURGESS BUILDING A&E NEEDS ASSESSMENT

Program	2018-2024 SPLOST
Scope	The scope of work for this project is currently being defined and will be finalized as results of the space planning studies are published. Proposed scopes include 1) a helicopter operations and storage building; 2) a special ops building similar to the South Dekalb Mall which would house the K-9 Unit, the Bomb Unit, the SWAT Team, Command Common, the Motors Unit, the Step Unit, the Star Unit and the Security Unit; 3) a special ops unit for vehicle storage, including parking; and 4) an evidence storage facility (renovation of the old animal shelter).
Address	3630 Camp Cir Decatur, GA 30032
District	05
Super District	07



Summary

Category 2G provides \$27.3M to repair or replace the Bobby Burgess Building. A PIP was approved in November 2019 to provide a facility condition assessment and space utilization plan for the Bobby Burgess Building (2G) and the County Courthouse and Parking Deck (3I), as well as incorporating plans for the new Public Safety Training Facility (2H). The key outcome of these assessments is to understand the role of SPLOST funded projects in the county's overall facilities master plan and to determine options for repair or relocation of select functions including aviation, evidence storage, backup 911 center, county IT system, police special ops, traffic courts.

Schedule

Activity Name	Baseline Start	Forecast/ Actual Start	Variance	Baseline Finish	Forecast/ Actual Finish	Variance
Program Management		08-Nov-2019			14-Nov-2019	
AE\Design		06-Jan-2020			03-May-2024	
	2019	2020	2021	2022	2023	2024
Program Management						
AE\Design						

Schedule Milestones

Approve PIP - Facility Assessment and Space Planning	14-Nov-2019
Design Options/Design Efforts	01-Sep-2023
Reuse/Renovate/Design Coordination and Discussions	01-Sep-2023
Facility Condition Assessment and Space Utilization Plan	01-Sep-2023

PROJECT: 2G.2 BOBBY BURGESS EVIDENCE STORAGE FACILITY

Program	2018-2024 SPLOST
Scope	The scope of this project includes design services, construction and evidence storage equipment related to the conversion of the old DeKalb Animal Control facility located at 845 Camp Circle to a dedicated standalone evidence storage facility.
Address	845 Camp Rd, Decatur, GA 30032
District	05
Super District	07
Design	Pond & Company



Summary

Category 2G provides \$27.3M to repair or replace the Bobby Burgess Building.

Cost Status

Phase	Budget Authorized			Actual Budget Expended			Remaining Budget Authorized		
	SPLOST	Other	Total	SPLOST	Other	Total	SPLOST	Other	Total
AE\Design	\$627,959		\$627,959	\$202,032		\$202,032	\$425,927		\$425,927
Construction Costs	\$792,320		\$792,320	\$291,259		\$291,259	\$501,061		\$501,061
Total:	\$1,420,279	\$0	\$1,420,279	\$493,291	\$0	\$493,291	\$926,988	\$0	\$926,988

Schedule

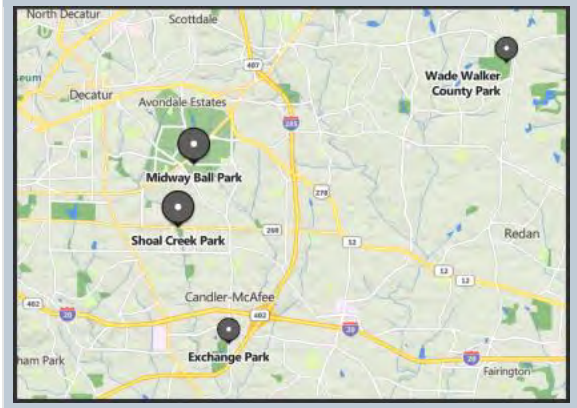
Activity Name	Baseline Start	Forecast/ Actual Start	Variance	Baseline Finish	Forecast/ Actual Finish	Variance
Program Management		30-Sep-2021			30-Sep-2021	
AE\Design		04-Apr-2022			29-Feb-2024	
	2021	2022		2023	2024	
Program Management						
AE\Design						

Schedule Milestones

Approve PIP - Bobby Burgess Evidence Storage Facility	30-Sep-2021
PO Received - Design (Pond)	23-Mar-2022
BOC Approve CO #7 SoCo Demolition Funding Increase (2023-0642)	27-Jun-2023

PROJECT: 3A.12 ATHLETIC FIELD RENOVATIONS AT EXCHANGE, WADE WALKER, MIDWAY AND SHOAL CREEK PARKS

Program	2018-2024 SPLOST
Scope	Scope includes the conversion of fields to synthetic turf systems and all ancillary services needed consisting of site work, clearing and demolition, erosion control, grading, landscaping, irrigation, fencing, markings and testing at Exchange, Wade Walker, Midway and Shoal Creek Parks.
District	03, 04
Super District	07
Construction	Advanced Sports Group, LLC



Summary

This category provides for improvements at DeKalb County Athletic Fields.

Cost Status

Phase	Budget Authorized			Actual Budget Expended			Remaining Budget Authorized		
	SPLOST	Other	Total	SPLOST	Other	Total	SPLOST	Other	Total
Construction Costs	\$6,719,586		\$6,719,586	\$1,872,831		\$1,872,831	\$4,846,755		\$4,846,755
Total:	\$6,719,586	\$0	\$6,719,586	\$1,872,831	\$0	\$1,872,831	\$4,846,755	\$0	\$4,846,755

Schedule

Activity Name	Baseline Start	Forecast/ Actual Start	Variance	Baseline Finish	Forecast/ Actual Finish	Variance
Program Management		24-Aug-2021			01-Sep-2021	
Permitting		14-Feb-2022			29-Sep-2023	
Construction		01-Feb-2023			01-Dec-2023	

	2021	2022	2023
Program Management	█		
Permitting		██	
Construction			██

Schedule Milestones

Approve PIP for CO to 3A.11	01-Sep-2021
BOC Approval CO#1 Cooperative Agreement Contract with Advance Sports Group	26-Oct-2021
BOC Approval CO#4 Cooperative Agreement Contract with Advanced Sports Group	26-Jul-2022
NTP/Start Construction	01-Feb-2023
Start Construction - Exchange Park Athletic Field Renovations	01-Feb-2023
Start Construction - Midway Park Athletic Field Renovations	01-May-2023
Start Construction - Wade Walker Park Athletic Field Renovations	19-May-2023
Construction Complete - Exchange Park Athletic Field Renovations	31-Aug-2023
Start Construction - Shoal Creek 1 Park Athletic Field Renovations	01-Oct-2023
Construction Complete - Midway Park Athletic Field Renovations	01-Nov-2023
Construction Complete - Wade Walker Park Athletic Field Renovations	19-Nov-2023
Construction Complete - Shoal Creek 1 Park Athletic Field Renovations	01-Dec-2023
Substantial Completion	01-Dec-2023

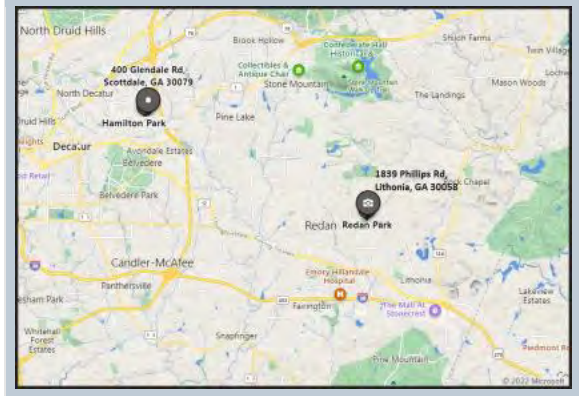


Sub Projects

Name	District(s) / Super	Status	Comments
Exchange Park Athletic Field Renovations	03 / 07	In Construction	
Wade Walker Park Athletic Field Renovations	04 / 07	In Construction	
Midway Park Athletic Field Renovations	03 / 07	In Construction	
Shoal Creek 1 Park Athletic Field Renovations	03 / 07	In Progress	

PROJECT: 3A.15 ATHLETIC FIELD RENOVATIONS AT HAMILTON AND REDAN PARKS

Program	2018-2024 SPLOST
Scope	Scope consists of the construction and renovation of athletic fields at Redan Park and at Hamilton Park including the demolition of existing fields, new irrigation systems, new fencing, sod, ballfield amenities and other items as required.
Address	1839 Phillips Road, Lithonia, GA 30058 400 Glendale Road, Scottdale, GA 30079
District	04, 05
Super District	06, 07
Construction	Deluxe Athletics, LLC



Project Features

Scope consists of the construction and renovation of athletic fields at Redan Park and at Hamilton Park including the demolition of existing fields, new irrigation systems, new fencing, sod, ballfield amenities and other items as required.

Summary

This category provides for improvements at DeKalb County Athletic Fields.

Cost Status

Phase	Budget Authorized			Actual Budget Expended			Remaining Budget Authorized		
	SPLOST	Other	Total	SPLOST	Other	Total	SPLOST	Other	Total
Construction Costs	\$1,280,171		\$1,280,171				\$1,280,171		\$1,280,171
Total:	\$1,280,171	\$0	\$1,280,171	\$0	\$0	\$0	\$1,280,171	\$0	\$1,280,171

Schedule

Activity Name	Baseline Start	Forecast/ Actual Start	Variance	Baseline Finish	Forecast/ Actual Finish	Variance
Program Management		26-Jul-2022			27-Jul-2022	
Construction		01-Sep-2023			14-Oct-2024	
	2022			2023		2024
Program Management						
Construction						

Schedule Milestones

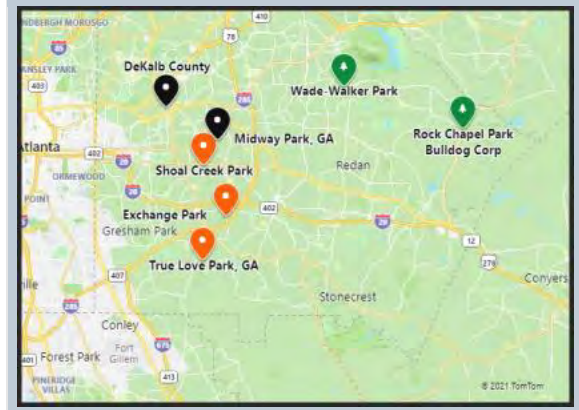
Approve PIP	27-Jul-2022
BOC Approval Athletic Field Renovations at Hamilton and Redan Parks (DeLuxe) (2023-0059)	27-Jun-2023
NTP/Start Construction	09-Aug-2023
Start Construction - Athletic Field Renovations at Redan Park	01-Sep-2023
BOC Approval Athletic Field Renovations at Hamilton and Redan Parks (2023-0405)	12-Sep-2023
Start Construction - Athletic Field Renovations at Hamilton Park	15-Sep-2023
Construction Complete - Athletic Field Renovations at Redan Park	01-Oct-2024
Construction Complete - Athletic Field Renovations at Hamilton Park	14-Oct-2024
Substantial Completion	14-Oct-2024

Sub Projects

Name	District(s) / Super	Status	Comments
3A.15.1 - Athletic Field Renovations at Hamilton Park	04 / 06	In Progress	
3A.15.1 - Athletic Field Renovations at Redan Park	05 / 07	In Progress	

PROJECT: 3B.3 ATHLETIC AND RECREATION FACILITIES MODERNIZATIONS AND UPGRADES

Program	2018-2024 SPLOST
Scope	SPLOST funds will be utilized for modernizations and upgrades to concession buildings, pavilions, recreation center and field houses within the DeKalb Park System.
District	03, 04, 05
Super District	06, 07
Construction	Autaco Development; Southeastern Surfaces & Equipment



Summary

SPLOST funds will be utilized for modernizations and upgrades to concession buildings, pavilions, recreation center and field houses within the DeKalb Park System.

Cost Status

Phase	Budget Authorized			Actual Budget Expended			Remaining Budget Authorized		
	SPLOST	Other	Total	SPLOST	Other	Total	SPLOST	Other	Total
Construction Costs	\$3,116,295		\$3,116,295	\$640,794		\$640,794	\$2,475,501		\$2,475,501
Total:	\$3,116,295	\$0	\$3,116,295	\$640,794	\$0	\$640,794	\$2,475,501	\$0	\$2,475,501

Schedule

Activity Name	Baseline Start	Forecast/ Actual Start	Variance	Baseline Finish	Forecast/ Actual Finish	Variance
Procurement		09-Feb-2021			01-Sep-2023	
Construction		05-Apr-2021			25-Sep-2024	

	2021	2022	2023	2024
Procurement				
Construction				

Schedule Milestones

Notice to Proceed	29-Mar-2021
Start Construction - Gresham Park Concession Building (Autaco)	05-Apr-2021
Start Construction - Exchange Facility Improvements (Autaco) (Front Roof Drain Assessment)	12-Apr-2021
Approve PIP (Exchange Park Center Gymnasium Floor Improvements)	26-May-2021
Substantial Completion - Gresham Park Concession Building	30-Jun-2021
Substantial Completion - Exchange Facility Improvements (Front Roof Drain Assessment)	23-Jul-2021
BOC Approve Construction Contractor and Funding (2021-2574)(Exchange Park Center Gymnasium Floor Improvements)	27-Jul-2021
Start Construction - Exchange Park Center Gymnasium Floor Improvements	08-Nov-2021
Substantial Completion - Exchange Park Center Gymnasium Floor Improvements	10-Dec-2021
BOC Approval of Annual On-Call Renewal (2 of 2) - Athletic & Recreation Facilities Modernizations & Upgrades (2022-1594)	28-Jun-2022
BOC Approval Exchange Park Pavilion Restrooms Three Buildings Installation (2022-1751) (Romtec, Inc.)	26-Jul-2022
BOC Approval Midway Park Football Press Box Storage/Scorekeeper Booth Funding (2022-1751) (Romtec, Inc.)	26-Jul-2022
Start Construction - Midway Park Concession	21-Sep-2022
BOC Approval On-Call Roof Repairs (2022-2132)	25-Oct-2022

Substantial Completion - Midway Park Concession	17-Feb-2023
Start Construction - Redan Park Modernizations and Upgrades	22-Sep-2023
Start Construction - Wade Walker Park Football Fieldhouse	22-Sep-2023
Start Construction - Exchange Park Pavilion Restrooms	03-Nov-2023
Start Construction - Exchange Park Baseball Pavilion	13-Nov-2023
Start Construction - Midway Park Football Press Box	13-Nov-2023
Start Construction - Wade Walker Park Baseball Concession	13-Nov-2023
Start Construction - Wade Walker Park Soccer Concession	13-Nov-2023
Start Construction - Rock Chapel Park Concession	13-Nov-2023
Start Construction - Shoal Creek I Park Concession	13-Nov-2023
Start Construction - Lithonia Park Bathhouse Modernizations and Upgrades	10-Dec-2023
Start Construction - Truelove Park Concession	11-Dec-2023
Start Construction - Shoal Creek II Park Shelter Replacement	27-Jan-2024
Substantial Completion - Midway Park Football Press Box	30-Apr-2024
Substantial Completion - Redan Park Modernizations and Upgrades	21-May-2024
Substantial Completion - Wade Walker Park Football Fieldhouse	21-May-2024
Substantial Completion - Exchange Park Pavilion Restrooms	02-Jul-2024
Substantial Completion - Exchange Park Baseball Pavilion	12-Jul-2024
Substantial Completion - Shoal Creek I Park Concession	12-Jul-2024
Substantial Completion - Rock Chapel Park Concession	12-Jul-2024
Substantial Completion - Wade Walker Park Soccer Concession	12-Jul-2024
Substantial Completion - Wade Walker Park Baseball Concession	12-Jul-2024
Substantial Completion - Lithonia Park Bathhouse Modernizations and Upgrades	08-Aug-2024
Substantial Completion - Truelove Park Concession	09-Aug-2024
Substantial Completion - Shoal Creek II Park Shelter Replacement	25-Sep-2024

Sub Projects			
Name	District(s) / Super	Status	Comments
3B.3.1 Wade Walker Park Football Fieldhouse Modernizations and Upgrades	04 / 07	Not Started	
3B.3.2 Wade Walker Park Baseball Concession Modernizations and Upgrades	04 / 07	Not Started	
3B.3.3 Wade Walker Park Soccer Concession Modernizations and Upgrades	04 / 07	Not Started	
3B.3.4 Rock Chapel Park Concession Modernizations and Upgrades	05 / 07	Not Started	
3B.3.5 Shoal Creek I Park Concession Modernizations and Upgrades	03 / 07	Not Started	
3B.3.6 Shoal Creek II Park Shelter Replacement	03 / 07	Not Started	
3B.3.7 Truelove Park Concession Modernizations and Upgrades	03 / 06	Not Started	
3B.3.8 Midway Park Concession Modernizations and Upgrades	03 / 07	Construction Complete	
3B.3.9 Midway Park Football Press Box Modernizations and Upgrades	03 / 07	Not Started	
3B.3.10 Exchange Park Pavilion Restroom Modernizations and Upgrades	03 / 07	Not Started	
3B.3.11 Exchange Park Baseball Pavilion Modernizations and Upgrades	03 / 07	Not Started	
3B.3.12 Exchange Facility Drainage Improvements	03 / 07	Construction Complete	
3B.3.13 Gresham Park Concession Building Modernizations and Upgrades	03 / 06	Construction Complete	
3B.3.14 Exchange Park Center Gymnasium Floor Improvements	03 / 07	Construction Complete	
3B.3.15 Redan Park Improvements	05 / 07	Not Started	
3B.3.16 Lithonia Park Bathhouse Modernizations and Upgrades	05 / 07	Not Started	
3B.3.99 Athletic and Recreation Facilities Unallocated	01, 02, 03, 04, 05 / 06, 07	Not Started	



A map of Decatur, Georgia, highlighting several parks and landmarks. The map shows major roads like I-75, I-85, and US-41. Parks labeled include North Druid Hills, Rehoboth Park, Washington Park, Stagsview Park, Oak Creek Park, Emory Grove Park, Decatur Cemetery, Fernbank Museum, The Carter Center, Historic Oakland Cemetery, Glen Emerald Park, Gresham Park, Exchange Park, Shool Creek Park, Lori Walker Park, Candler-McKee Park, Emmie Smith Park, and Stone Mountain. Other landmarks include the Atlanta-Fulton County Stadium and the Atlanta-Fulton County Stadium.

Program	2018-2024 SPLOST
Scope	Scope includes the purchase, installation, site preparation and all things ancillary needed to complete the installation, repair and maintenance of pavilions, gazebos, shelters, walkway covers and shade structures at twelve (12) DeKalb County Parks.
Address	Various locations in DeKalb County
District	02, 03, 04, 05
Super District	06, 07
Construction	Hasley Recreation and Design, Inc; Romtec, Inc.

SPLOST funds will be used for the purchase, installation, site preparation and all things ancillary needed to complete the installation, repair and maintenance of pavilions, gazebos, shelters, walkway covers and shade structures at DeKalb County Parks.

Phase	Budget Authorized			Actual Budget Expended			Remaining Budget Authorized		
	SPLOST	Other	Total	SPLOST	Other	Total	SPLOST	Other	Total
Construction Costs	\$1,225,000		\$1,225,000	\$533,428		\$533,428	\$691,572		\$691,572
Total:	\$1,225,000	\$0	\$1,225,000	\$533,428	\$0	\$533,428	\$691,572	\$0	\$691,572

Activity Name	Baseline Start	Forecast/ Actual Start	Variance	Baseline Finish	Forecast/ Actual Finish	Variance
Program Management		23-Sep-2021			05-Oct-2021	
Construction		01-Jun-2022			17-Apr-2024	

	2021	2022	2023	2024
Program Management				
Construction				

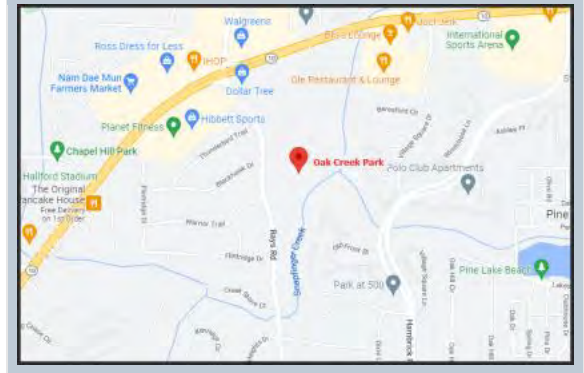
Approve PIP Construction	05-Oct-2021
BOC Approve Purchase, Installation, and Maintenance (2021-3150)	21-Dec-2021
Start Construction - Glen Emerald Park	01-Jun-2022
NTP/Start Construction	01-Jun-2022
Start Construction - Exchange Park Entrance	13-Jun-2022
BOC Approval of Annual On-Call Renewal (2 of 2) - Pavilions, Shelters and Shade Structures Improvements 2022-1594)	28-Jul-2022
Start Construction - Shoal Creek II Park	10-Oct-2022
Start Construction - Washington Park	01-Dec-2022
Construction Complete - Washington Park	06-Jan-2023
Construction Complete - Glen Emerald Park	06-Jan-2023
Construction Complete - Shoal Creek II Park	06-Jan-2023
Start Construction - County Line Park	30-May-2023
Start Construction - Emory Grove Park	01-Sep-2023
Start Construction - Emmie Smith Park	21-Oct-2023

Construction Complete - Emory Grove Park	19-Nov-2023
Start Construction - Stoneview Park	10-Dec-2023
Start Construction - Exchange Park at Baseball Fields	21-Dec-2023
Construction Complete - Emmie Smith Park	08-Jan-2024
Construction Complete - Exchange Park Entrance	19-Jan-2024
Start Construction - Cedar Park	29-Jan-2024
Start Construction - Gresham Park	29-Jan-2024
Start Construction - Lou Walker Park	29-Jan-2024
Construction Complete - Stoneview Park	27-Feb-2024
Construction Complete - County Line Park	27-Feb-2024
Construction Complete - Exchange Park at Baseball Fields	09-Mar-2024
Construction Complete - Gresham Park	17-Apr-2024
Construction Complete - Lou Walker Park	17-Apr-2024
Construction Complete - Cedar Park	17-Apr-2024
Substantial Completion	17-Apr-2024

Sub Projects			
Name	District(s) / Super	Status	Comments
3B.4.1 Exchange Park Entrance Pavilions, Shelters and Shade Structures	03 / 07	In Progress	
3B.4.2 Shoal Creek II Park Pavilions, Shelters and Shade Structures	03 / 07	Construction Complete	
3B.4.3 Glen Emerald Park Pavilions, Shelters and Shade Structures	03 / 06	Construction Complete	
3B.4.4 County Line Park Pavilions, Shelters and Shade Structures	03 / 07	In Progress	
3B.4.5 Emory Grove Park Pavilions, Shelters and Shade Structures	02 / 06	In Progress	
3B.4.6 Gresham Park Pavilions, Shelters and Shade Structures	03 / 06	Design Phase	
3B.4.7 Exchange Park at Baseball Fields Pavilions, Shelters and Shade Structures	03 / 07	In Progress	
3B.4.8 Emmie Smith Park Pavilions, Shelters and Shade Structures	05 / 07	Design Phase	
3B.4.9 Lou Walker Park Pavilions, Shelters and Shade Structures	03 / 07	Design Phase	
3B.4.10 Cedar Park Pavilions, Shelters and Shade Structures	04 / 06	Design Phase	
3B.4.11 Washington Park Pavilions, Shelters and Shade Structures	04 / 06	Construction Complete	
3B.4.12 Stoneview Park Pavilions, Shelters and Shade Structures	04 / 06	Design Phase	
Athletic and Recreation Facilities Pavilions, Shelters and Shade Structures Improvements Unallocated	02, 03, 04, 05 / 06, 07	Not Started	

PROJECT: 3C.16 A/E SERVICES FOR PARKS, PLAYGROUNDS, AND RECREATIONAL AREAS

Program	2018-2024 SPLOST
Scope	This project consists of providing on-call, comprehensive architectural and engineering services including, but not be limited to: architecture, engineering, and landscape architecture, technical specification development, master planning/site planning, site surveying, historic preservation, civil engineering, structural engineering, electrical engineering, mechanical engineering, plumbing, electrical and HVAC, irrigation design, cost estimating and construction administration.
Design	Pond & Company; Lose Design; Foresite Group; Wood Environment & Infrastructure Solutions



Summary

This category provides for improvements at DeKalb County parks, playgrounds, and recreational areas.

Cost Status

Phase	Budget Authorized			Actual Budget Expended			Remaining Budget Authorized		
	SPLOST	Other	Total	SPLOST	Other	Total	SPLOST	Other	Total
AE\Design	\$61,921		\$61,921	\$42,215		\$42,215	\$19,706		\$19,706
Future/Undistributed	\$93,579		\$93,579				\$93,579		\$93,579
Total:	\$155,500	\$0	\$155,500	\$42,215	\$0	\$42,215	\$113,285	\$0	\$113,285

Schedule

Activity Name	Baseline Start	Forecast/ Actual Start	Variance	Baseline Finish	Forecast/ Actual Finish	Variance
Program Management		02-Jan-2019			19-Jan-2019	
AE\Design		11-May-2022			29-Nov-2023	
	2019	2020	2021	2022	2023	
Program Management						
AE\Design						

Schedule Milestones

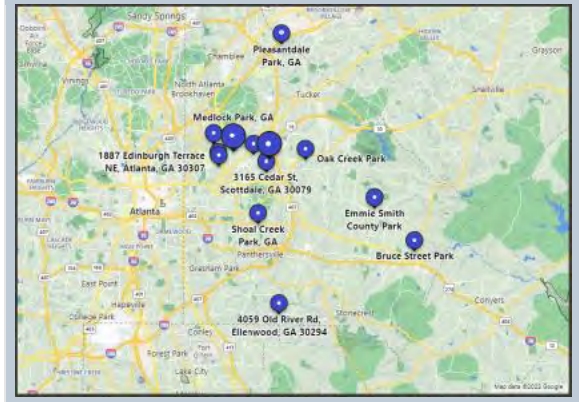
Approve PIP	19-Jan-2019
BOC Approval Annual On-Call A/E Contracts (1 of 3) (2019-3932) (Pond, Lose Design, Foresite, Wood)	27-Aug-2019
BOC Approval Annual On-Call A/E Contract Renewal (2 of 3) (2020-0684) (Pond, Lose Design, Foresite, Wood)	11-Aug-2020
BOC Approval Annual On-Call A/E Contract Renewal (3 of 3) (2021-2758) (Pond, Lose Design, Foresite, Wood)	10-Aug-2021
Start Design - Oak Creek Park Playground and Pavilion	11-May-2022
Start Design - A/E Services	11-May-2022
Start - Tobie Grant Park Master Plan	25-Feb-2023
Design Complete - Oak Creek Park Playground and Pavilion	02-Oct-2023
Design Complete - A/E Services	02-Oct-2023
Substantial Completion - Tobie Grant Park Master Plan	29-Nov-2023

Sub Projects

Name	District(s) / Super	Status	Comments
3C.16.1 Oak Creek Park Playground and Pavilion	04 / 06	Design Phase	
3C.16.2 Tobie Grant Park Master Plan	04 / 06	Design Phase	
Parks Playgrounds and Recreational Areas Unallocated		Not Started	

PROJECT: 3C.18 PARKS, PLAYGROUNDS AND RECREATIONAL AREAS (14 PARKS)

Program	2018-2024 SPLOST
Scope	Scope includes improvements to Parks, Playgrounds and Recreational areas at various parks in DeKalb County. This work includes upgrades to recreational area, playground equipment and site work and pavilion and shade structures.
Address	See subproject details
District	01, 02, 03, 04, 05
Super District	06, 07
Vendor	Kompan, Inc. Playpower, Inc. PlaySouth Playground Creators Hasley Recreation



Summary

Category 3C provides improvements to existing parks, playgrounds, and recreational areas, as well as establishing new parks.

Cost Status

Phase	Budget Authorized			Actual Budget Expended			Remaining Budget Authorized		
	SPLOST	Other	Total	SPLOST	Other	Total	SPLOST	Other	Total
Construction Costs	\$2,550,348		\$2,550,348	\$1,488,230		\$1,488,230	\$1,062,118		\$1,062,118
Total:	\$2,550,348	\$0	\$2,550,348	\$1,488,230	\$0	\$1,488,230	\$1,062,118	\$0	\$1,062,118

Schedule

Activity Name	Baseline Start	Forecast/ Actual Start	Variance	Baseline Finish	Forecast/ Actual Finish	Variance
Program Management		15-Mar-2022			16-Mar-2022	
Construction		15-Nov-2022			29-Dec-2024	
	2022			2023		2024
Program Management						
Construction						

Schedule Milestones

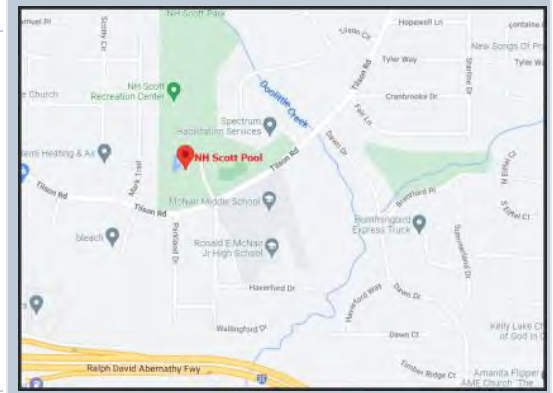
Approve PIP	16-Mar-2022
BOC Approval for Cooperative Agreement (2022-1502) (Kompan Inc.)	10-May-2022
PO Received - Princeton Park Playground (Kompan)	28-Jun-2022
BOC Approval for Cooperative Agreement (2022-1625) (PlayPower)	28-Jun-2022
BOC Approval for Cooperative Agreement (2022-1887) (BCI Burke Company)	13-Sep-2022
PO Received - Bruce Street Park Playground (PlaySouth Playground Creators)	24-Oct-2022
PO Received - Medlock Park Playground (PlaySouth Playground Creators)	24-Oct-2022
PO Received - Washington Park Playground (PlaySouth Playground Creators)	24-Oct-2022
Start Construction - Princeton Park Playground	15-Nov-2022
NTP/Start Construction	15-Nov-2022
Start Construction - Medlock Park Playground	09-Jan-2023
Substantial Completion - Medlock Park Playground	31-Jan-2023
Start Construction - Bruce Street Park Playground	20-Feb-2023
Start Construction - Washington Park Playground	01-Mar-2023
Substantial Completion - Bruce Street Park Playground	10-Mar-2023
New Start Construction - Medlock Park Playground	28-Apr-2023

BOC Approval CO #1 (2023-0349)	09-May-2023
New Substantial Completion - Medlock Park Playground	12-May-2023
Start Construction - Emmie Smith Park Playground	17-May-2023
Start Construction - WD Thomson Park Playground	22-May-2023
Start Construction - Shoal Creek 3 Park Playground	15-Jun-2023
Substantial Completion - Princeton Park Playground	30-Jun-2023
Substantial Completion - Washington Park Playground	30-Jun-2023
Substantial Completion - Emmie Smith Park Playground	28-Jul-2023
Substantial Completion - WD Thomson Park Playground	28-Jul-2023
PO Received - WD Thomson Park Playground (PlayPower, Inc.)	01-Sep-2023
PO Received - Shoal Creek 3 Park Playground (PlayPower, Inc.)	01-Sep-2023
PO Received - Emmie Smith Park Playground (PlayPower, Inc.)	01-Sep-2023
Substantial Completion - Shoal Creek 3 Park Playground	12-Sep-2023
Start Construction - Oak Creek Park Playground	18-Sep-2023
Start Construction - Shoal Creek 2 Park Playground	18-Sep-2023
Start Construction - County Line Park Playground	02-Oct-2023
Substantial Completion - Shoal Creek 2 Park Playground	21-Nov-2023
Substantial Completion - County Line Park Playground	30-Dec-2023
Substantial Completion - Oak Creek Park Playground	31-Jan-2024
Start Construction - Pleasantdale Park Playground	01-Jun-2024
Start Construction - Emory Grove Park Playground	01-Jun-2024
Substantial Completion - Emory Grove Park Playground	29-Aug-2024
Substantial Completion - Pleasantdale Park Playground	29-Aug-2024
Start Construction - Cedar Park Playground	01-Oct-2024
Substantial Completion - Cedar Park Playground	29-Dec-2024
Substantial Completion	29-Dec-2024

Sub Projects			
Name	District(s) / Super	Status	Comments
3C.18.1 Shoal Creek 3 Park Playground	03 / 07	In Construction	Awarded 6/28/2022.
3C.18.2 Pleasantdale Park Playground	01 / 07	Purchasing	
3C.18.3 Oak Creek Park Playground	04 / 06	In Construction	Awarded 6/27/2023
3C.18.4 Emmie Smith Park Playground	05 / 07	Construction Complete	Completed 28-Jul-2023
3C.18.5 Emory Grove Park Playground	02 / 06	Purchasing	
3C.18.6 Princeton Park Playground	04 / 07	Construction Complete	Completed 30-Jun-2023
3C.18.7 Cedar Park Playground	04 / 06	Purchasing	
3C.18.8 Medlock Park Playground	02 / 06	Construction Complete	Completed 31-Jan-2023
3C.18.9 Washington Park Playground	04 / 06	Construction Complete	Completed 30-Jun-2023
3C.18.10 Bruce Street Park Playground	05 / 07	Construction Complete	Completed 10-Mar-2023
3C.18.11 County Line Park Playground	03 / 07	Purchasing	
3C.18.12 Shoal Creek 2 Park Playground	03 / 07	Purchasing	
3C.18.13 WD Thomson Park Playground	02 / 06	Construction Complete	Completed 28-Jul-2023

PROJECT: 3D.2 NH SCOTT PARK POOL RENOVATIONS AND UPGRADES

Program	2018-2024 SPLOST
Scope	Renovations and upgrades to the pool facilities at the NH Scott Park. The scope of work for the buildings includes the design, purchase and installation of pool & aquatic buildings, shower houses and multi-purpose buildings. The scope of work for the pool includes the replacement/reconstruction of the existing pool. A \$2.2M State of Georgia Improving Neighborhood Outcomes in Disproportionally Impacted Communities Grant was awarded to the project in 2023.
Address	2230 Tilson Rd, Decatur GA 30032
District	03
Super District	06
Construction	Romtec, Inc.



Summary

Category 3D provides for various improvements at Pools and Aquatic Centers throughout Dekalb County at a total referendum budget of \$3.95M.

Cost Status

Phase	Budget Authorized			Actual Budget Expended			Remaining Budget Authorized		
	SPLOST	Other	Total	SPLOST	Other	Total	SPLOST	Other	Total
Construction Costs	\$3,735,000		\$3,735,000	\$305,904		\$305,904	\$3,429,096		\$3,429,096
Total:	\$3,735,000	\$0	\$3,735,000	\$305,904	\$0	\$305,904	\$3,429,096	\$0	\$3,429,096

Schedule

Activity Name	Baseline Start	Forecast/ Actual Start	Variance	Baseline Finish	Forecast/ Actual Finish	Variance
Program Management		31-Aug-2021			01-Sep-2021	
PE\Design		31-Jan-2022			31-Aug-2022	
Construction		11-May-2022			07-Jun-2024	

	2021	2022	2023	2024
Program Management				
PE\Design				
Construction				

Schedule Milestones

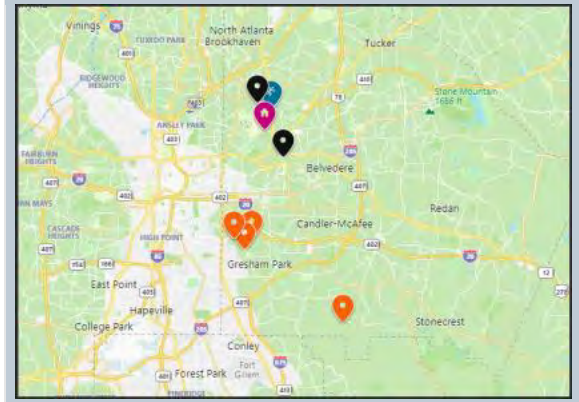
Approve PIP (Design and Construction)	01-Sep-2021
BOC Approve NH Scott Pool - Buildings Contract (2022-1126) (Romtec Inc.)	08-Mar-2022
NTP/Start Construction - NH Scott Pool Renovations and Upgrades - Buildings	11-May-2022
BOC Approve Change Order #5 Multi-Year General Contractor Services (2023-0060)	28-Feb-2023
BOC Approval - Georgia \$2.2M Grant Funding Approval (2023-0668)	13-Jun-2023
Substantial Completion - NH Scott Pool Renovations and Upgrades - Buildings	11-Apr-2024
NTP/Start Construction - NH Scott Pool Renovations and Upgrades - Pool	11-May-2024
Substantial Completion - NH Scott Pool Renovations and Upgrades - Pool	07-Jun-2024

Sub Projects

Name	District(s) / Super	Status	Comments
NH Scott Pool Renovations and Upgrades - Buildings	03 / 06	In Construction	
NH Scott Pool Renovations and Upgrades - Pool	03 / 06	Design Phase	

PROJECT: 3G TENNIS COURT AND BASKETBALL COURT RESURFACING

Program	2018-2024 SPLOST
Scope	Tennis and Basketball Courts Repair and Replacement for various parks identified by Parks and Recreation Department. Total Referendum budget for this category is \$2.15 million.
District	02, 03
Super District	06, 07
Construction	McGrath Industries dba Talbot Tennis, Inc.



Summary

This category provides resurfacing of various athletic courts throughout DeKalb County.

Cost Status

Phase	Budget Authorized			Actual Budget Expended			Remaining Budget Authorized		
	SPLOST	Other	Total	SPLOST	Other	Total	SPLOST	Other	Total
Construction Costs	\$1,635,758		\$1,635,758	\$1,001,419		\$1,001,419	\$634,339		\$634,339
Total:	\$1,635,758	\$0	\$1,635,758	\$1,001,419	\$0	\$1,001,419	\$634,339	\$0	\$634,339

Schedule

Activity Name	Baseline Start	Forecast/ Actual Start	Variance	Baseline Finish	Forecast/ Actual Finish	Variance
Program Management	18-Aug-2020	18-Aug-2020		19-Aug-2020	19-Aug-2020	
Procurement	20-Aug-2020	20-Aug-2020		10-Jun-2021	10-Jun-2021	
Construction	11-Jun-2021	11-Jun-2021		31-Dec-2022	11-Apr-2024	-467

* Note: The construction completion baseline date was updated due to a contract time extension approved by the BOC.

	2020	2021	2022	2023	2024
Program Management					
Procurement					
Construction					

Schedule Milestones

Approve PIP	19-Aug-2020
Invitation to Bid	02-Nov-2020
Bid Opening	13-Jan-2021
BOC Approval/ Contract Award (2021-2140 and 2021-2141)	13-Apr-2021
NTP Basketball Courts Resurfacing	11-Jun-2021
NTP Tennis Courts Resurfacing	11-Jun-2021
BOC Approval CO #1 (Add Funding/ Extend Contract/ Add Two New Projects) (2021-3017)	14-Sep-2021
BOC Approve CO#1 Contract Term Extension (2021-3151)	09-Nov-2021
Substantial Completion - Basketball Courts Resurfacing	15-Jun-2022
BOC Approval Cooperative Agreement (Sig. Tennis Courts) (2023-0157)	28-Feb-2023
NTP Tennis Courts Resurfacing, Midway, Emory Grove, WD Thomson Parks	24-Apr-2023
Substantial Completion - Tennis Courts Resurfacing	11-Apr-2024

Sub Projects

Name	District(s) / Super	Status	Comments
Tennis Court Resurfacing	02, 03 / 06, 07	In Progress	

Name	District(s) / Super	Status	Comments
Midway Park Tennis Court Resurfacing	03 / 07	On Hold	Pending new contract.
Wade Walker Park Tennis Court Resurfacing	04 / 07	Construction Complete	
Shoal Creek 2 Park Tennis Court Resurfacing	03 / 07	Construction Complete	
Glen Emerald Park Tennis Court Resurfacing	03 / 06	Construction Complete	
Bouldercrest Park Tennis Court Resurfacing	03 / 06	Construction Complete	
Emory Grove Park Tennis Court Resurfacing	02 / 06	On Hold	Pending new contract.
Dekalb Tennis at Mason Mill Park Tennis Court Resurfacing	02 / 06	Construction Complete	
Dottie Bridges Tennis Center Tennis Court Resurfacing	03 / 07	In Progress	
WD Thomson Park Tennis Court Resurfacing	02 / 06	On Hold	Pending new contract.
Basketball Court Resurfacing	03 / 06, 07	Construction Complete	
Shoal Creek 2 Park Basketball Court Resurfacing	03 / 07	Construction Complete	
Glen Emerald Park Basketball Court Resurfacing	03 / 06	Construction Complete	
Bouldercrest Park Basketball Court Resurfacing	03 / 06	Construction Complete	
Shoal Creek 1 Park Basketball Court Resurfacing	03 / 07	Construction Complete	



Wade Walker Park Tennis Courts



Shoal Creek Park Basketball Courts



Bouldercrest Park Tennis Courts

PROJECT: 3H.1 STREAM BANK RESTORATION / DRAINAGE AND STORMWATER IMPROVEMENTS

Program	2018-2024 SPLOST
Scope	Agenda Item No. 2018-2912 appropriated funds for SPLOST Parks Drainage Projects. Drainage work is expected to begin at WD Thomson and Medlock Parks utilizing on call contracts. This may include mobilization/demobilization, removal of unsuitable soils, grading of slope transitions, installation of riprap, slope matting, permanent grassing and paving.
District	02
Super District	06
Construction	Autaco Development



Summary

Category 3H provides for drainage improvements at various parks throughout DeKalb County. This may include removal of unsuitable soils, grading of slope transitions, installation of riprap, slope matting, permanent grassing and paving.

Cost Status

Phase	Budget Authorized			Actual Budget Expended			Remaining Budget Authorized		
	SPLOST	Other	Total	SPLOST	Other	Total	SPLOST	Other	Total
Construction Costs	\$200,000	\$600,200	\$800,200	\$55,725		\$55,725	\$144,275	\$600,200	\$744,475
Future/Undistributed									
Total:	\$200,000	\$600,200	\$800,200	\$55,725	\$0	\$55,725	\$144,275	\$600,200	\$744,475

Schedule

Activity Name	Baseline Start	Forecast/ Actual Start	Variance	Baseline Finish	Forecast/ Actual Finish	Variance
PE\Design	03-Jun-2019	03-Jun-2019		01-Dec-2020	01-Dec-2020	
Procurement	24-Jul-2020	24-Jul-2020		01-Jun-2021	03-Oct-2023	-854
Construction	25-Aug-2020	25-Aug-2020		03-Sep-2021	02-Feb-2024	-882

	2019	2020	2021	2022	2023	2024
PE\Design						
Procurement						
Construction						

Schedule Milestones

BOC Approve Parks Drainage Projects (2018-2912)	08-Jan-2019
BOC Approve No-Cost Change Order (2020-0658)	14-Jul-2020
On-Call Award Contract at Medlock Park (Autaco)	24-Jul-2020
NTP/Start Construction at Medlock Park	25-Aug-2020
Approve PIP for WD Thomson Park	04-Dec-2020
Invitation to Bid for WD Thomson Park	15-Mar-2021
Pre-Bid Conference for WD Thomson Park	22-Mar-2021
Bid Opening for WD Thomson Park	05-May-2021
Cost Opening for WD Thomson Park	12-May-2021
Invitation to Bid #2 (22-101515)	13-Jun-2022
Cancellation of ITB	31-Jan-2023
BOC Approval Cooperative Agreement (Sourcewell/Bayne) (2023-0849)	22-Aug-2023

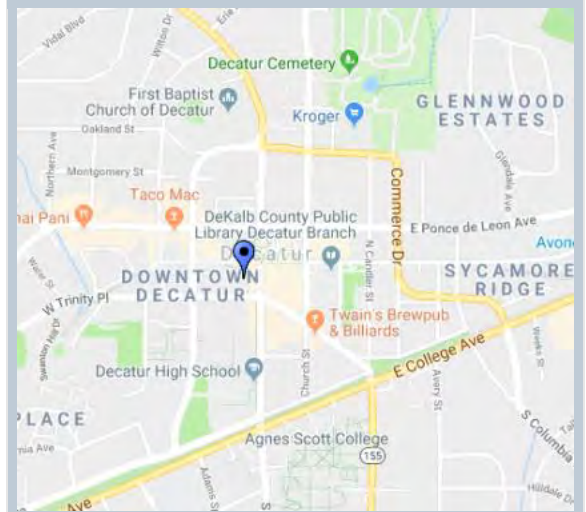


Substantial Completion at Medlock Park	22-Mar-2021
NTP/Start Construction at WD Thomson Park	04-Oct-2023
Substantial Completion at WD Thomson Park	02-Feb-2024

Sub Projects			
Name	District(s) / Super	Status	Comments
Stream Bank Restoration/Drainage and Stormwater Improvements at Medlock Park	02 / 06	Construction Complete	
Stream Bank Restoration/Drainage and Stormwater Improvements at W.D. Thomson Park	02 / 06	Purchasing	
Stream Bank Restoration/Drainage and Stormwater Improvements Unallocated		Not Started	

PROJECT: 3I.1 REPAIRS TO COURTHOUSE PARKING DECK

Program	2018-2024 SPLOST
Scope	This project will provide repairs and improvements at the courthouse parking deck as recommended by Khafra Engineering assessment draft report, dated April 2018. An updated assessment and cost estimate was submitted on May 28, 2021.
Address	556 N McDonough St Decatur, GA 30030
District	02
Super District	06
Design	Matrix Engineering Group, Inc.
Construction	Restocon Corporation
Vendor	Kone, Inc



Summary

Category 3I consists of various projects throughout the Dekalb County Courthouse Administration Complex at a referendum budget of \$16.5M.

Cost Status

Phase	Budget Authorized			Actual Budget Expended			Remaining Budget Authorized		
	SPLOST	Other	Total	SPLOST	Other	Total	SPLOST	Other	Total
PE\Design	\$448,425		\$448,425	\$247,660		\$247,660	\$200,765		\$200,765
Construction Costs	\$600,919		\$600,919	\$177,232		\$177,232	\$423,688		\$423,688
Future/Undistributed	\$9,895,519		\$9,895,519				\$9,895,519		\$9,895,519
Total:	\$10,944,863	\$0	\$10,944,863	\$424,892	\$0	\$424,892	\$10,519,971	\$0	\$10,519,971

Schedule

Activity Name	Baseline Start	Forecast/ Actual Start	Variance	Baseline Finish	Forecast/ Actual Finish	Variance
Program Management		08-Nov-2019			14-Nov-2019	
PE\Design		21-Apr-2021			20-Sep-2022	
Construction		01-Sep-2023			07-Jul-2024	

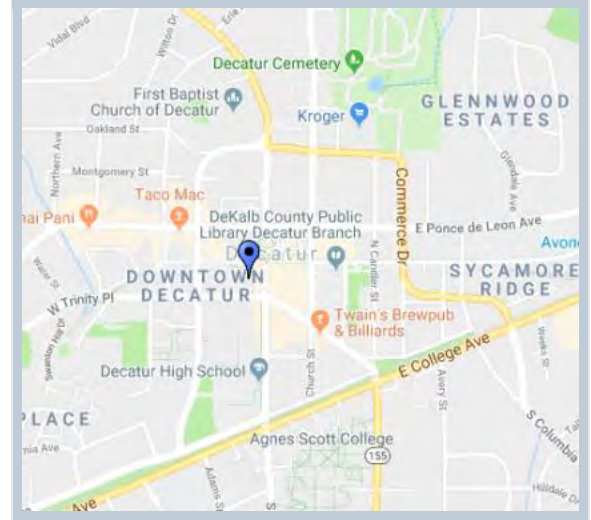
	2019	2020	2021	2022	2023	2024
Program Management						
PE\Design						
Construction						

Schedule Milestones

Approve PIP - Facility Conditions Assessment Report	14-Nov-2019
Submit Signed and Sealed 2021 Facility Conditions Assessment Report	07-Sep-2021
BOC Approval CO No. 1 - Soils & Materials Testing, Surveying Services and Structural Analysis (2022-1134) (Matrix)	22-Feb-2022
BOC Approval Funding - Repairs to Courthouse Parking Deck (2022-2012)	23-Aug-2022
BOC Approval CO #7 Contract Term Extension (Kone) (2022-2245)	25-Oct-2022
Invitation to Bid/ Construction	28-Nov-2022
BOC Approval CO #2 (BOC CO #8) Funding Increase (Kone) (2022-2512)	13-Dec-2022
Bid Opening	12-Jan-2023
BOC Approval/Contract Award (2023-0293) (Restocon Corp.)	23-May-2023
NTP/Start Construction	01-Sep-2023
Substantial Completion	07-Jul-2024

PROJECT: 3I.5.4 DEKALB COUNTY COURT BUILDING - SECURITY IMPROVEMENTS

Program	2018-2024 SPLOST
Scope	Scope includes upgrading camera equipment system, sever, and software with extended warranty; Replacing old X-Ray machines with new units with extended warranty; Installing 12-delay egress exit alarms, exterior lighting at main entrance; Installation of 9 elevator cameras; Gun safes, Parking deck exterior security enclosures and cameras; Restriping of the receiving area; Installing swing arm in the receiving area; and replacement of control room panel at detention.
Address	556 North McDonough Street Decatur, GA 30030
District	02
Super District	06
Vendor	Southeastern Security Professional, LLC; Vapen Systems, Inc.



Summary

Category 3I consists of various projects throughout the Dekalb County Courthouse Administration Complex at a referendum budget of \$16.5M.

Cost Status

Phase	Budget Authorized			Actual Budget Expended			Remaining Budget Authorized		
	SPLOST	Other	Total	SPLOST	Other	Total	SPLOST	Other	Total
Construction Costs	\$799,932		\$799,932	\$561,957		\$561,957	\$237,975		\$237,975
Total:	\$799,932	\$0	\$799,932	\$561,957	\$0	\$561,957	\$237,975	\$0	\$237,975

Schedule

Activity Name	Baseline Start	Forecast/ Actual Start	Variance	Baseline Finish	Forecast/ Actual Finish	Variance
Program Management		23-Feb-2022			12-Jan-2023	
Construction		20-Jul-2022			30-Aug-2024	

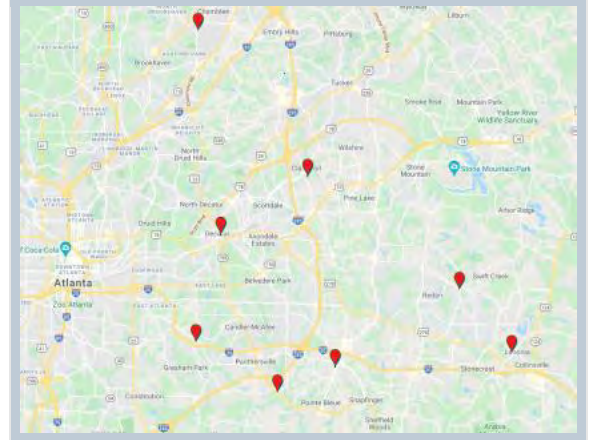
	2022	2023	2024
Program Management	<div></div>		
Construction		<div></div>	

Schedule Milestones

Approve PIP Construction - Superior Court Building Secure Entrance Improvements	28-Mar-2022
BOC Approval SPLOST Funding - Secure Entrance Improvements (2022-1683)	28-Jun-2022
NTP/Start - Superior Court Building Secure Entrance Improvements	20-Jul-2022
PO Received - Secure Entrance Improvements (Vapen Systems, Inc.)	20-Jul-2022
PO Received - Secure Entrance Improvements (Southeastern Security)	20-Jul-2022
Approve PIP Re-Keying - DeKalb County Court Building	12-Jan-2023
BOC Approval Vendor Award Re-Keying (2023-0363)	09-May-2023
BOC Approval SPLOST Funding - Additional DeKalb County Courthouse Security Upgrades (2023-0703)	27-Jun-2023
Substantial Completion - Superior Court Building Secure Entrance Improvements	30-Aug-2024

PROJECT: 3L.3 DEKALB COUNTY LIBRARIES RESTROOM RENOVATIONS

Program	2018-2024 SPLOST
Scope	Consists of the renovation of restrooms at the noted libraries. The scope of work includes new flooring, new tile walls, new lavatories and countertops, new air hand driers, new water closets with motion operated automatic flush valves, new toilet partitions, new LED lighting, installation of motion detectors for lighting, painting of drywall ceilings, replacement of tile for grid ceilings and painting of grid, new accessories and baby changing tables, new water fountains with bottle fillers, and refinish doors including installation of new hardware.
District	01, 02, 03, 04, 05
Super District	06, 07
Construction	Kissberg-Parker/Fry JV LLC



Summary

This project provides for restroom renovations at various libraries throughout DeKalb County.

Cost Status

Phase	Budget Authorized			Actual Budget Expended			Remaining Budget Authorized		
	SPLOST	Other	Total	SPLOST	Other	Total	SPLOST	Other	Total
Construction Costs	\$1,345,010	\$372,241	\$1,717,251				\$1,345,010	\$372,241	\$1,717,251
Total:	\$1,345,010	\$372,241	\$1,717,251	\$0	\$0	\$0	\$1,345,010	\$372,241	\$1,717,251

Schedule

Activity Name	Baseline Start	Forecast/ Actual Start	Variance	Baseline Finish	Forecast/ Actual Finish	Variance
Program Management		27-Sep-2021			29-Sep-2021	
Procurement		15-Feb-2022			21-Mar-2022	
Construction		01-Sep-2023			21-Jan-2025	

	2021	2022	2023	2024	2025
Program Management					
Procurement		■			
Construction				■	

Schedule Milestones

Approve PIP	29-Sep-2021
Approved REVISED PIP	14-Feb-2022
BOC Approval of Annual On-Call Contract Library Restroom Renovations and Funding (2022-1239) (Kissberg Parker-Fry)	22-Mar-2022
BOC Approval of Kissberg Contract Limit Increase (2022-1221) (Kissberg Parker-Fry)	12-Apr-2022
BOC Approval for KPF Award Rescission, Autaco CO#6 Award (2023-0752)	22-Aug-2023
Start Construction	01-Sep-2023
Start Construction - Chamblee Library Restroom Renovations	01-Nov-2023
Substantial Completion - Chamblee Library Restroom Renovations	26-Dec-2023
Start Construction - Wesley Chapel-William C. Brown Library Restroom Renovations	27-Dec-2023
Substantial Completion - Wesley Chapel-William C. Brown Library Restroom Renovations	20-Feb-2024



Start Construction - Redan-Trotti Library Restroom Renovations	21-Feb-2024
Substantial Completion - Redan-Trotti Library Restroom Renovations	16-Apr-2024
Start Construction - Flat Shoals Library Restroom Renovations	17-Apr-2024
Substantial Completion - Flat Shoals Library Restroom Renovations	11-Jun-2024
Start Construction - Clarkston Library Restroom Renovations	12-Jun-2024
Substantial Completion - Clarkston Library Restroom Renovations	06-Aug-2024
Start Construction - Decatur Library Restroom Renovations	07-Aug-2024
Substantial Completion - Decatur Library Restroom Renovations	01-Oct-2024
Start Construction - Lithonia-Davidson Library Restroom Renovations	02-Oct-2024
Substantial Completion - Lithonia-Davidson Library Restroom Renovations	26-Nov-2024
Start Construction - Gresham Library Restroom Renovations	27-Nov-2024
Substantial Completion - Gresham Library Restroom Renovations	21-Jan-2025
Substantial Completion	21-Jan-2025

Sub Projects			
Name	District(s) / Super	Status	Comments
3L.3.1 Chamblee Library Restroom Renovations	01 / 06	In Progress	
3L.3.2 Clarkston Library Restroom Renovations	04 / 06	In Progress	
3L.3.3 Decatur Library Restroom Renovations	02 / 06	In Progress	
3L.3.4 Flat Shoals Library Restroom Renovations	03 / 07	In Progress	
3L.3.5 Gresham Library Restroom Renovations	03 / 06	In Progress	
3L.3.6 Lithonia-Davidson Library Restroom Renovations	05 / 07	In Progress	
3L.3.7 Redan-Trotti Library Restroom Renovations	05 / 07	In Progress	
3L.3.8 Wesley Chapel-William C. Brown Library Restroom Renovations	03 / 07	In Progress	

PROJECT: 4A GENERAL ADMINISTRATIVE

Program	2018-2024 SPLOST
Scope	The scope for this project is to provide general administrative functions, staffing, and resources for execution of the DeKalb County SPLOST Program.
District	01, 02, 03, 04, 05
Super District	06, 07

Summary

This category provides general administrative functions, staffing, and resources for execution of the DeKalb County SPLOST Program beginning in April 2018.

Cost Status

Phase	Budget Authorized			Actual Budget Expended			Remaining Budget Authorized		
	SPLOST	Other	Total	SPLOST	Other	Total	SPLOST	Other	Total
Program Management	\$4,166,985		\$4,166,985	\$4,166,328		\$4,166,328	\$657		\$657
County Operations	\$522,931		\$522,931	\$447,183		\$447,183	\$75,748		\$75,748
ROW\Property Acquisition	\$261,700		\$261,700				\$261,700		\$261,700
CE&I Costs	\$869,028		\$869,028	\$617,163		\$617,163	\$251,865		\$251,865
Total:	\$5,820,644	\$0	\$5,820,644	\$5,230,674	\$0	\$5,230,674	\$589,970	\$0	\$589,970

Sub Projects

Name	District(s) / Super	Status	Comments
DeKalb County Administrative Staff	01, 02, 03, 04, 05 / 06, 07	In Progress	DeKalb County Expenses
DeKalb County Operating Supplies	01, 02, 03, 04, 05 / 06, 07	In Progress	DeKalb County Expenses
DeKalb County Administrative Advertising Expenses	01, 02, 03, 04, 05 / 06, 07	In Progress	DeKalb County Expenses
DeKalb County Administrative Advertising Expenses UNALLOCATED	01, 02, 03, 04, 05 / 06, 07	Not Started	Unallocated
DeKalb County Administrative SPLOST Oversight Committee Audio/Video Transcription	01, 02, 03, 04, 05 / 06, 07	In Progress	DeKalb County Expenses
PM Public Safety UNALLOCATED	01, 02, 03, 04, 05 / 06, 07	Not Started	Unallocated
PM Public Safety WA #4 Core Services 2019	01, 02, 03, 04, 05 / 06, 07	Project Complete	PM Public Safety WA #4 Core Services 2019
PM Public Safety WA #10 Core Services 2020	01, 02, 03, 04, 05 / 06, 07	Project Complete	PM Public Safety WA #10 Core Services 2020
PM Public Safety WA #13 Core Services 2021	01, 02, 03, 04, 05 / 06, 07	In Progress	PM Public Safety WA #13 Core Services 2021
PM Public Safety WA#15 ATC CEI 2A.1 Fire Station No. 7	03 / 07	In Progress	PM Public Safety WA#15 ATC CEI 2A.1 Fire Station No. 7
PM Public Safety WA #16 ATC CEI Services 1A Phase 2 SPLOST Resurfacing	01, 02, 03, 04, 05 / 06, 07	Not Started	PM Public Safety WA #16 ATC CEI Services 1A Phase 2 SPLOST Resurfacing
PM Parks and Recreation Repairs UNALLOCATED	01, 02, 03, 04, 05 / 06, 07	Not Started	Unallocated
PM Parks and Recreation Repairs WA #4 Core Services 2019	01, 02, 03, 04, 05 / 06, 07	Project Complete	PM Parks and Recreation Repairs WA #4 Core Services 2019
PM Parks and Recreation Repairs WA #5 CEI Services (3E) Resurfacing Trails and Paved Areas	04, 05 / 06, 07	Project Complete	PM Parks and Recreation Repairs WA #5 CEI Services (3E) Resurfacing Trails and Paved Areas
PM Parks and Recreation Repairs WA #10 Core Services 2020	01, 02, 03, 04, 05 / 06, 07	Project Complete	PM Parks and Recreation Repairs WA #10 Core Services 2020
PM Parks and Recreation Repairs WA #13 Core Services 2021	01, 02, 03, 04, 05 / 06, 07	In Progress	PM Parks and Recreation Repairs WA #13 Core Services 2021
PM General Repairs UNALLOCATED	01, 02, 03, 04, 05 / 06, 07	Not Started	Unallocated
PM General Repairs WA #4 Core Services 2019	01, 02, 03, 04, 05 / 06, 07	Project Complete	PM General Repairs WA #4 Core Services 2019
PM General Repairs WA #10 Core Services 2020	01, 02, 03, 04, 05 / 06, 07	Project Complete	PM General Repairs WA #10 Core Services 2020
PM General Repairs WA #13 Core Services 2021	01, 02, 03, 04, 05 / 06, 07	In Progress	PM General Repairs WA #13 Core Services 2021
PM Public Safety WA #17 ATC ROW Services 1C Glenwood Rd Sidewalk	03, 05 / 07	Not Started	PM Public Safety WA #17 ATC ROW Services 1C Glenwood Rd Sidewalk
PM CO#1 UNALLOCATED	01, 02, 03, 04, 05 / 06, 07	Not Started	

COMPLETED PROJECTS

Resurfacing		Project Count	Length (miles)	District	Resolution	¹ Expended	² Substantial Completion
1A.1	2018 LMIG Resurfacing	1	23.57			\$2,499,306.78	Aug-2019
1A.1.1	2018 LMIG Resurfacing Construction Pittman		23.57	01, 02, 03, 04, 05			
1A.5	2019 LMIG Resurfacing	1				\$7,438,036.65	Aug-2021
1A.5.1	2019 LMIG Resurfacing			01, 02, 03, 04, 05			
1A.9	2020 LMIG Resurfacing	1	25.15			\$7,271,113.20	Jun-2022
1A.9.1	2020 LMIG Resurfacing		25.15	01, 02, 03, 04, 05			
1A.2	Phase One SPLOST Resurfacing	3	75.24			\$35,470,643.43	Feb-2020
1A.2.1	Phase One SPLOST Resurfacing (A) CW Matthews		25.08	01, 02, 03, 04			
1A.2.2	Phase One SPLOST Resurfacing (B) Pittman		25.05	03, 04, 05			
1A.2.3	Phase One SPLOST Resurfacing (C) Pittman		25.11	03, 04, 05			
1A.4	Rockbridge Road Roadway Stabilization	1				\$1,000,000.00	Apr-2019
1A.4.1	Rockbridge Road Roadway Stabilization			04			
Resurfacing Total		7	123.96		\$0.00	\$53,679,100.06	
Advanced Patching		Project Count	Length (miles)	District	Resolution	¹ Expended	² Substantial Completion
1A.8	Advance Patching / Pothole Repair	3				\$342,542.34	Jun-2021
1A.8.1	Advance Patching / Pothole Repair (A) A&S						
1A.8.2	Advance Patching / Pothole Repair (B) Greenway One						
1A.8.3	Advance Patching / Pothole Repair (C) HEH Paving						
Advanced Patching Total		3	0		\$0.00	\$342,542.34	
Greenways and Trails		Project Count	Length (miles)	District	Resolution	¹ Expended	² Substantial Completion
3C.17	Glen Emerald Dam and Trail Improvements	1		03		\$384,229.31	Jun-2023
1E.1	South Peachtree Creek Trail Feasibility Study	1	1.70	02, 04		\$29,535.00	Jun-2022
1B.3	South River Trail Phase 5 (Michelle Obama Trail)	1	2.20	03		\$1,991,206.22	Jul-2021
Greenways and Trails Total		3	3.90		\$0.00	\$2,404,970.53	
Sidewalks		Project Count	Length (miles)	District	Resolution	¹ Expended	² Substantial Completion
1C.1	Pedestrian Improvements (Ph. 1 and 2)	4				\$858,136.65	Mar-2021



1C.1.1	Phase One Pedestrian Improvements (A) Autaco			03, 05		
1C.1.2	Phase One Pedestrian Improvements (B) SD&C			04		
1C.1.3	Phase Two Pedestrian Improvements (A) Autaco			01, 02		
1C.1.4	Phase Two Pedestrian Improvements (B) SD&C			03, 04		
1C.3	South Fork Peachtree Creek Trail/Old Clairmont Road	1		02	\$20,720.35	Feb-2020
	Sidewalks Total	5	0		\$0.00	\$878,857.00
Corridor Beautification		Project Count	Length (miles)	District	Resolution	¹Expended ²Substantial Completion
1J.5	GDOT Bridges over I-285 (Glenwood Rd, Covington Hwy, Redwing Cr)	1		03, 05		\$895,000.00
	Corridor Beautification Total	1	0		\$0.00	\$895,000.00
Pedestrian Crossing / Improvement		Project Count	Length (miles)	District	Resolution	¹Expended ²Substantial Completion
1H.3	Pleasantdale Road Pedestrian Crossing Improvements	1		01		\$171,509.15 Apr-2023
	Pedestrian Crossing / Improvement Total	1	0		\$0.00	\$171,509.15
Safety / Operations Improvements		Project Count	Length (miles)	District	Resolution	¹Expended ²Substantial Completion
1B.8	2021 LMIG Pavement Marking Safety Upgrades	13	18.50			\$129,211.94 Feb-2023
1B.8.11	Bouldercrest Road Pavement Marking Safety Upgrades		1.60	03		
1B.8.1	Cedar Grove Road Pavement Marking Safety Upgrades		1.60	03		
1B.8.2	Chamblee Tucker Road Pavement Marking Safety Upgrades		1.60	01		
1B.8.12	East Conley Road Pavement Marking Safety Upgrades		0.70	03		
1B.8.3	Henrico Road Pavement Marking Safety Upgrades		0.70	03		
1B.8.4	Moore Road Pavement Marking Safety Upgrades		1.30	03		
1B.8.13	Northern Avenue Pavement Marking Safety Upgrades		1.10	04		
1B.8.6	Pleasant Hill Road Pavement Marking Safety Upgrades		3.20	05		
1B.8.5	Pleasantdale Road Pavement Marking Safety Upgrades		1.60	01		
1B.8.7	Rockbridge Road Pavement Marking Safety Upgrades		0.80	04		
1B.8.8	South Deshon Road Pavement Marking Safety Upgrades		1.10	04		
1B.8.9	Stephenson Road Pavement Marking Safety Upgrades		2.10	04		
1B.8.10	Wesley Chapel Road Pavement Marking Safety Upgrades		1.10	03, 05		
	Safety / Operations Improvements Total	13	18.50		\$0.00	\$129,211.94
Park Improvements		Project Count	Length (miles)	District	Resolution	¹Expended ²Substantial Completion
3B.1	A/E Services for Athletic and Recreation Facilities	13				\$175,113.86 Jul-2022

3B.1.1	3B.1.1 Wade Walker Park Football Fieldhouse A/E Services		04		
3B.1.10	3B.1.10 Exchange Park Pavilion Restroom A/E Services		03		
3B.1.11	3B.1.11 Exchange Park Baseball Pavilion A/E Services		03		
3B.1.12	3B.1.12 Redan Park A/E Services		05		
3B.1.13	3B.1.13 County Line Park Pavilion A/E Services		03		
3B.1.2	3B.1.2 Wade Walker Park Baseball Concession A/E Services		04		
3B.1.3	3B.1.3 Wade Walker Park Soccer Concession A/E Services		04		
3B.1.4	3B.1.4 Rock Chapel Park Concession A/E Services		05		
3B.1.5	3B.1.5 Shoal Creek I Park Concession A/E Services		03		
3B.1.6	3B.1.6 Shoal Creek II Park Shelter Replacement A/E Services		03		
3B.1.7	3B.1.7 Truelove Park Concession A/E Services		03		
3B.1.8	3B.1.8 Midway Park Concession A/E Services		03		
3B.1.9	3B.1.9 Midway Park Football Press Box A/E Services		03		
3A.13	Athletic Field Lighting and Electrical Improvements at Truelove Park	1	03	\$486,840.00	Oct-2022
3A.14	Athletic Scoreboards at DeKalb County Athletic Fields	3		\$99,626.80	Mar-2023
3A.14.1	3A.14.1 - Athletic Scoreboards at Hamilton Park		04		
3A.14.2	3A.14.2 - Athletic Scoreboards at Rock Chapel Park		05		
3A.14.3	3A.14.3 - Athletic Scoreboards at Shoal Creek Park		03		
3A.11	Gresham Park Baseball Fields Renovation	1	03	\$2,216,848.21	Apr-2023
3C.1	Lithonia Park Playground	1	05	\$200,000.00	
3B.2	Parks and Recreation Facilities - Roof Maintenance Repair and Replacement	14		\$2,820,494.00	May-2022
3B.2.7	Callanwolde Fine Arts Center Roof Repair and Replacement		02		
3B.2.2	Community Achievement Center Roof Repair and Replacement		03		
3B.2.8	Gresham Park Concession Building Roof Repair and Replacement		03		
3B.2.6	Lithonia Park Shelter Roof Repair and Replacement		05		
3B.2.4	Lucious Sanders Community Center Roof Repair and Replacement		05		
3B.2.10	Midway Park Metal Roof (1)		03		
3B.2.1	NH Scott Recreation Center Roof Repair and Replacement		03		
3B.2.3	Porter Sanford III Performing Arts & Community Center Roof Repair and Replacement		03		
3B.2.11	Redan Park Metal Roof (5)		05		
3B.2.12	Rock Chapel Park Metal Roof (2)		05		

3B.2.13	Shoal Creek Park Metal Roof (2)			03			
3B.2.14	True Love Park Metal Roof (1)			03			
3B.2.5	Wade Walker Park Facilities Roof Repair and Replacement			04			
3B.2.9	Wade Walker Park Maintenance Shop Roof Repair and Replacement			04			
3F.1	Sugar Creek Golf and Tennis Center Action Plan	8				\$1,000,000.00	Nov-2019
3F.1.3	Sugar Creek Golf and Tennis Center - Bridge Repair/Replacement			03			
3F.1.11	Sugar Creek Golf and Tennis Center - Cart Barn Repairs			03			
3F.1.5	Sugar Creek Golf and Tennis Center - Cart Path Repairs			03			
3F.1.2	Sugar Creek Golf and Tennis Center - Green's Renovation (Sprigging)			03			
3F.1.1	Sugar Creek Golf and Tennis Center - Install Musco Lighting System			03			
3F.1.6	Sugar Creek Golf and Tennis Center - Repair Roof on Pump House			03			
3F.1.4	Sugar Creek Golf and Tennis Center - Safety Netting			03			
3F.1.7	Sugar Creek Golf and Tennis Center - Shades on Tennis Court			03			
Park Improvements Total		41	0		\$0.00	\$6,998,922.87	
New Facility Construction		Project Count	Length (miles)	District	Resolution	¹Expended	²Substantial Completion
2A.1	Fire Station No. 7	1		03		\$5,879,377.55	Jun-2023
New Facility Construction Total		1	0		\$0.00	\$5,879,377.55	
Facilities Improvement - General Repairs		Project Count	Length (miles)	District	Resolution	¹Expended	²Substantial Completion
3I.5.3	DeKalb County Court Building - Elevator Modernization	1		02		\$863,292.86	Dec-2023
3I.5.2	DeKalb County Court Building - HVAC Equipment Improvements	1		02		\$910,000.00	Mar-2022
3I.5.7	DeKalb County Court Building - Roof Repairs and Improvements	1		02		\$1,671,100.00	Sep-2022
3L.1	Dumbwaiter System at Decatur Main Library	1		02		\$71,377.70	Dec-2019
3J.3	Elevator Repairs at DeKalb County Senior Centers	2				\$188,543.97	Jan-2022
3J.3.1	30 Warren Street Senior Center Elevator Repairs			03			
3J.3.2	Lou Walker Senior Center Elevator Repairs			05			
3K.1	HVAC Repairs or Replacements at DeKalb County Health Care Facilities	2				\$1,000,000.00	Jun-2021
3K.1.1	HVAC Repairs at Richardson Health Care Facility			04			
3K.1.2	HVAC Replacements at North DeKalb Health Center			02			



3J.1	HVAC Repairs or Replacements at DeKalb County Senior Centers	2			\$535,696.28	May-2021
3J.1.2	HVAC Repairs at 30 Warren Street Senior Center			03		
3J.1.1	HVAC Repairs at Lou Walker Senior Center			05		
3J.4	Miscellaneous Repairs and Improvements at Dekalb County Senior Centers	1			\$16,730.00	Dec-2021
3J.4.1	Erosion Control Site Work at Lou Walker Senior Center			05		
2E	Repair and Replace Police Precincts and Public Safety Facilities	2			\$2,832,656.55	Jun-2021
2E.1	Exchange Elevators			04		
2E.2	Fire Services Training Facility			03		
2B	Repair Fire Stations and Related Capital Equipment	2			\$2,927,134.54	Mar-2023
2B.2	Alerting Systems at DeKalb County Fire Stations			01, 02, 03, 04, 05		
2B.1	Roof Maintenance Repair and Replacement at DeKalb County Fire Stations			01, 02, 03, 04, 05		
3L.2	Roof Maintenance Repair and Replacement at DeKalb County Libraries	1			\$83,612.50	Dec-2021
3L.2.1	Flat Shoals Library Roof Repair and Replacement			03		
3J.2	Roof Maintenance Repair and Replacement at DeKalb County Senior Centers	1			\$145,322.00	Mar-2021
3J.2.1	30 Warren Street Senior Center Roof Repair			03		
Facilities Improvement - General Repairs Total		17	0		\$0.00	\$11,245,466.40
Procurement of Equipment		Project Count	Length (miles)	District	Resolution	¹Expended ²Substantial Completion
2F.1	Police Vehicles	1		01, 02, 03, 04, 05		\$5,598,744.73 Jan-2020
2D.1	Purchase Fire Quick Response Units	1				\$1,989,669.32 Feb-2020
2D.1.1	Purchase and Upfitting of Fire Quick Response Vehicles (10)			01, 02, 03, 04, 05		
2C.1	Upgrade Fire Radio System	1		01, 02, 03, 04, 05		\$1,499,471.28 Feb-2020
Procurement of Equipment Total		3	0		\$0.00	\$9,087,885.33
Program Summary		Project Count	Length (miles)		Resolution	¹Expended
Completed Projects		95	146.36		\$0.00	\$91,712,843.17

¹"Expended" amounts are expenditures to date and may not indicate final cost at project close-out.

²The contractor may continue to finalize minor project details beyond the date of substantial completion.



RIGHT-OF-WAY ACQUISITION SUMMARY

None as of this report.



RIGHT-OF-WAY CONDEMNATION LOG

None as of this report.



UTILITY SUMMARY (active projects)

None as of this report.

PROCUREMENT SUMMARY

Project	Vendor	Contract Title	Current Contract Amount (Including CO's)
2018 LMIG Resurfacing	Pittman Construction Company	2018 LMIG Road Resurfacing Projects (365 Day Contract)	\$7,884,218.24
Phase One SPLOST Resurfacing	Pittman Construction Company	Phase One SPLOST - Road Resurfacing Projects Area B	\$12,824,989.24
Phase One SPLOST Resurfacing	Pittman Construction Company	Phase One SPLOST - Road Resurfacing Projects Area C	\$10,147,207.03
Phase One SPLOST Resurfacing	C. W. Matthews Contracting Co.	Phase One SPLOST - Road Resurfacing Projects Area A	\$12,955,725.40
Phase Two SPLOST Resurfacing	HEH Paving, Inc.	HEH - Phase Two SPLOST Resurfacing Area B	\$15,105,048.44
Phase Two SPLOST Resurfacing	ER Snell	ER Snell - Phase Two SPLOST Resurfacing Area A	\$22,483,778.80
Rockbridge Road Roadway Stabilization	Reeves + Young, LLC	Rockbridge Road Asbestos Cement Water Main Replacement	\$1,000,000.00
2019 LMIG Resurfacing	HEH Paving, Inc.	2019 LMIG Road Resurfacing	\$11,554,668.64
Advance Patching / Pothole Repair	Greenway One	Advance Patching / Pothole Repair	\$55,761.26
Advance Patching / Pothole Repair	A&S Paving	Advance Patching / Pothole Repair	\$142,550.10
Advance Patching / Pothole Repair	HEH Paving, Inc.	Advance Patching / Pothole Repair	\$144,230.98
Advance Patching / Pothole Repair	HEH Paving, Inc.	Cedar Grove Bridge Detour Route	\$157,457.66
2020 LMIG Resurfacing	Pittman Construction Company	2020 LMIG Resurfacing - Pittman - SPLOST	\$11,475,975.33
2021 LMIG Resurfacing	HEH Paving, Inc.	2021 LMIG HEH Paving	\$14,893,107.61
2022 LMIG Resurfacing	C. W. Matthews Contracting Co.	2022 LMIG Resurfacing - CW Matthews	\$23,772,020.00
Rockbridge Road from Allgood Rd to Rowland Rd	ER Snell	Road Widening, Sidewalks, Bike Lanes (Rockbridge Road - Allgood to Rowland Rd)	\$1,430,894.20
Rockbridge Road from Allgood Rd to Rowland Rd	ER Snell	Road Widening, Sidewalks, Bike Lanes (Rockbridge Road - Allgood to Rowland Rd)	\$441,600.00
Rockbridge Road from Allgood Rd to Rowland Rd	ER Snell	Road Widening, Sidewalks, Bike Lanes (Rockbridge Road - Allgood to Rowland Rd)	\$871,587.42
Rockbridge Road from Allgood Rd to Rowland Rd	ER Snell	Road Widening, Sidewalks, Bike Lanes (Rockbridge Road - Allgood to Rowland Rd)	\$2,310,185.63
Rockbridge Road from Allgood Rd to Rowland Rd	Georgia Power	Georgia Power - Decorative Street Lighting	\$85,000.00
Rockbridge Road from Allgood Rd to Rowland Rd	Georgia Department of Transportation	GDOT Construction Oversight for Rockbridge Road	\$15,000.00
Rockbridge Road from Allgood Rd to Rowland Rd	Georgia Power	Relocation of Overhead Powerlines on Rockbridge Road	\$75,575.80
Rockbridge Road from Allgood Rd to Rowland Rd	A&S Paving	Rockbridge Road Stormwater Pond Retrofit	\$175,000.00
Flat Shoals, Henderson, Salem Roads Sidewalks	Precision 2000, Inc.	ITB-18-101024 DEKALB SIDEWALK PROGRAM: PHASE 2C (SALEM, HENDERSON ROAD AND FLAT SHOALS) PI# 0007618/0008268	\$1,691,075.54
Flat Shoals, Henderson, Salem Roads Sidewalks	Precision 2000, Inc.	ITB-18-101024 DEKALB SIDEWALK PROGRAM: PHASE 2C (SALEM, HENDERSON ROAD AND FLAT SHOALS) PI# 0007618/0008268	\$646,353.80
Flat Shoals, Henderson, Salem Roads Sidewalks	Precision 2000, Inc.	ITB-18-101024 DEKALB SIDEWALK PROGRAM: PHASE 2C (SALEM, HENDERSON ROAD AND FLAT SHOALS) PI# 0007618/0008268	\$4,664,097.17
Flat Shoals, Henderson, Salem Roads Sidewalks	Precision 2000, Inc.	ITB-18-101024 DEKALB SIDEWALK PROGRAM: PHASE 2C (SALEM ROAD, HENDERSON ROAD AND FLAT SHOALS) PI# 0007618/0008268	\$482,875.25
South River Trail Phase 5 (Michelle Obama Trail)	Massana Construction	South River Trail Phase 5	\$3,811,206.22
A/E Services for Transportation (On-Call)	Vanasse Hangen Brustlin, Inc.	WA#6 Kensington Trail Phase I - Concept Design	\$306,190.00
A/E Services for Transportation (On-Call)	Arcadis US, Inc.	WA#6 Arcadis - DeKalb Ave Quiet Zone Crossing CSX	\$39,560.40
North Druid Hills Road/Valley Brook Road Corridor Study	KCI Technologies Inc.	KCI - N Druid Hills Corridor Study	\$474,000.00
East Rock Springs Road Roundabout	Kimley-Horn and Associates, Inc.	WA#26 E. Rock Spring Roundabout Sidewalk Extension Design	\$15,028.00
East Rock Springs Road Roundabout	Kimley-Horn and Associates, Inc.	East Rock Springs Road Roundabout Design	\$89,652.12
East Rock Springs Road Roundabout	Kimley-Horn and Associates, Inc.	WA#25 E. Rock Spring Roundabout Drainage Design	\$21,161.00
East Rock Springs Road Roundabout	ROW Property Owner	Land Acquisition - Patricia A. Coe	\$500.00
East Rock Springs Road Roundabout	ROW Property Owner	Land Acquisition - Jeanne M. Hall	\$500.00
East Rock Springs Road Roundabout	ROW Property Owner	Land Acquisition - Carole T. Florence	\$500.00

Project	Vendor	Contract Title	Current Contract Amount (Including CO's)
East Rock Springs Road Roundabout	Gene A. Shaffer	Gene A Shaffer - ROW Attorney	\$1,000.00
East Rock Springs Road Roundabout	DeKalb County Superior Court	DeKalb Superior Court Deed Recording Fees	\$100.00
2021 LMIG Pavement Marking Safety Upgrades	Peek Pavement Marking, Inc.	2021 LMIG Pavement Marking Safety Upgrades	\$309,979.00
Panola Road Improvements	Arcadis US, Inc.	Arcadis Panola Road Scoping Study	\$288,993.00
Orion Drive Bridge Upgrade / Replacement	AECOM	WA8 AECOM Orion Drive Bridge Evaluation	\$36,200.00
Orion Drive Bridge Upgrade / Replacement	AECOM	WA13 AECOM - Construction Plans	\$49,400.00
Pedestrian Improvements (Ph. 1 and 2)	SD&C, Inc.	Phase 1 Sidewalks & Roadways (Multi-year)	\$148,915.30
Pedestrian Improvements (Ph. 1 and 2)	SD&C, Inc.	Phase 2 Sidewalks & Roadways (Multi-Year)	\$255,411.00
Pedestrian Improvements (Ph. 1 and 2)	Autaco Development	Phase 2 Sidewalks & Roadways (Multi-year)	\$205,840.00
Pedestrian Improvements (Ph. 1 and 2)	Autaco Development	Phase 1 Sidewalks & Roadways (Multi-year)	\$288,122.55
South Fork Peachtree Creek Trail/Old Clairmont Road	Lori's Transportation & Excavation LLC	Paving Work on Old Clairmont Road	\$20,720.35
A/E Services for Transportation (On-Call)	Vanasse Hangen Brustlin, Inc.	WA#2 GDOT Off-System Safety Improvements at 11 Locations A/E	\$93,330.00
A/E Services for Transportation (On-Call)	Vanasse Hangen Brustlin, Inc.	WA#3 Snapfinger Woods Drive Sidewalk Concept Alternatives	\$205,900.00
A/E Services for Transportation (On-Call)	Vanasse Hangen Brustlin, Inc.	WA#5 Pedestrian Crossings at Three Locations: Central Dr, Indian Creek Way, Redan Rd	\$34,680.00
Glenwood Road Sidewalk Ph. 3	Kimley-Horn and Associates, Inc.	WA#29 Glenwood Road Sidewalk Wall Redesign	\$21,716.65
Glenwood Road Sidewalk Ph. 3	Kimley-Horn and Associates, Inc.	Engineering and Design Services for Public Works Transportation and Infrastructure Projects	\$328,248.00
Glenwood Road Sidewalk Ph. 3	ROW Property Owner	Land Acquisition Payments	\$48,585.77
McAfee Road Sidewalk	Georgia Power	Georgia Power	\$150,000.00
McAfee Road Sidewalk	DAF Concrete, Inc.	McAfee Road Sidewalk Construction - DAF	\$375,132.00
A/E Services for Transportation (On-Call)	Atkins North America, Inc.	Atkins - Rockbridge Road Mini Roundabout Concept	\$65,700.00
A/E Services for Transportation (On-Call)	Arcadis US, Inc.	Stewart Mill Rd at Bermuda Rd Roundabout Survey and Concept	\$61,838.00
A/E Services for Transportation (On-Call)	Arcadis US, Inc.	Stewart Mill at Bermuda Roundabout Prelim. Plans	\$196,569.80
Cedar Grove Road Bridge Detour Route Improvements	HEH Paving, Inc.	Cedar Grove Bridge Detour Route	\$245,000.00
North Decatur Road Improvements	Peek Pavement Marking, Inc.	Peek North Decatur Rd Pavement Markings	\$4,975.00
North Decatur Road Improvements	SD&C, Inc.	SD&C North Decatur Road Improvements Construction	\$652,200.71
North Decatur Road Improvements	Kimley-Horn and Associates, Inc.	North Decatur Road Improvements Design	\$56,703.88
South Peachtree Creek Trail Feasibility Study	PATH Foundation	South Peachtree Creek Trail Study	\$30,700.00
Ready Mix Concrete for Multi Use Trails	SiteMix LLC	Ready Mix Concrete (Annual Contract - 2nd Renewal of 2 Options to Renew)	\$0.00
A/E Services for Transportation (On-Call)	Vanasse Hangen Brustlin, Inc.	WA#4 Kensington Trail Ph I - Traffic Counts	\$12,470.00
Old Castle Multi-Use Trail (S. River Trail Phase 7)	Anderson Appraisal Associates, Inc.	Old-Castle Multi-Use Trail ROW Appraisals	\$3,250.00
Old Castle Multi-Use Trail (S. River Trail Phase 7)	Anderson Appraisal Associates, Inc.	Old-Castle Multi-Use Trail ROW Appraisals	\$1,275.00
Old Castle Multi-Use Trail (S. River Trail Phase 7)	Anderson Appraisal Associates, Inc.	Old-Castle Multi-Use Trail ROW Appraisals	\$1,950.00
Old Castle Multi-Use Trail (S. River Trail Phase 7)	Anderson Appraisal Associates, Inc.	Old-Castle Multi-Use Trail ROW Appraisals	\$12,750.00
Old Castle Multi-Use Trail (S. River Trail Phase 7)	Gene A. Shaffer	Gene A Shaffer - ROW Attorney	\$650.00
Old Castle Multi-Use Trail (S. River Trail Phase 7)	Gene A. Shaffer	Gene A Shaffer - ROW Attorney	\$1,250.00
A/E Services for Transportation (On-Call) (Cedar Grove Bridge Prel. Design)	AECOM	Cedar Grove Bridge Costing Plans and Preconstruction	\$32,300.00
A/E Services for Transportation (On-Call) (Cedar Grove Bridge Prel. Design)	AECOM	Cedar Grove Bridge Costing Plans and Preconstruction	\$302,700.00
Cedar Grove Road Bridge Design-Build	AECOM	AECOM WA3 Cedar Grove Road Bridge - Plats and Legal Desc's	\$6,000.00
Cedar Grove Road Bridge Design-Build	AECOM	AECOM WA11 ROW Staking Cedar Grove Bridge	\$6,510.00
Cedar Grove Road Bridge Design-Build	Norfolk Southern Railway Company	Cedar Grove Bridge Crossing Modifications	\$25,000.00
Cedar Grove Road Bridge Design-Build	WP Consulting Inc.	WP Consulting Appraisals	\$14,000.00

Project	Vendor	Contract Title	Current Contract Amount (Including CO's)
Cedar Grove Road Bridge Design-Build	Gene A. Shaffer	Gene A Shaffer - ROW Attorney	\$1,750.00
A/E Services for Transportation (On-Call)	AECOM	AECOM N Decatur at Parkdale Traffic Signal and PHB Design	\$28,965.00
A/E Services for Transportation (On-Call)	AECOM	AECOM DeKalb Industrial at Milscoff Drive Traffic Signal ROW Plans	\$4,300.00
A/E Services for Transportation (On-Call)	AECOM	AECOM DeKalb Industrial at Milscoff Drive Traffic Signal Plans	\$13,430.00
Pleasantdale Road Pedestrian Crossing Improvements	RJ Haynie & Associates, Inc.	RJ Haynie - Pleasantdale Rd Crossing	\$168,402.10
GDOT Bridges over I-285 (Glenwood Rd, Covington Hwy, Redwing Cr)	Georgia Department of Transportation	IGA - GDOT Bridges over I-285	\$370,000.00
GDOT Bridges over I-285 (Glenwood Rd, Covington Hwy, Redwing Cr)	Georgia Department of Transportation	GDOT Bridges over 1-285 Parapets Funding	\$525,000.00
Transportation Program Management	Atlas Technical Consultants (ATC)	WA 20 CEI 1A.3 Phase 2 Resurfacing	\$0.00
Transportation Program Management	Atlas Technical Consultants (ATC)	WA 21 CEI 1A.11 2022 LMIG Resurfacing	\$0.00
Transportation Program Management	Atlas Technical Consultants (ATC)	WA 18 DeKalb County SPLOST Program Management Services	\$2,088,699.17
Transportation Program Management	Atlas Technical Consultants (ATC)	WA 19 CEI 1A.10 2021 LMIG Resurfacing	\$636,452.00
Transportation Program Management	Atlas Technical Consultants (ATC)	WA 14 CEI Services for 2020 LMIG Resurfacing	\$657,818.10
Transportation Program Management	Atlas Technical Consultants (ATC)	WA 13 DeKalb County SPLOST Program Management Services	\$2,324,105.89
Transportation Program Management	Atlas Technical Consultants (ATC)	Unallocated Atlas Contract	\$0.00
Transportation Program Management	Atlas Technical Consultants (ATC)	WA 12 DeKalb County SPLOST Program Management Services	\$62,400.80
Transportation Program Management	Atlas Technical Consultants (ATC)	WA 1 DeKalb County SPLOST Program Management Services	\$772,279.00
Transportation Program Management	Atlas Technical Consultants (ATC)	WA 3 DeKalb County SPLOST Program Management Services	\$1,131,943.90
Transportation Program Management	Atlas Technical Consultants (ATC)	WA 2 DeKalb County SPLOST Program Management Services	\$271,857.27
Transportation Program Management	Atlas Technical Consultants (ATC)	WA 4 DeKalb County SPLOST Program Management Services	\$970,482.97
Transportation Program Management	Atlas Technical Consultants (ATC)	WA 6 DeKalb County SPLOST Program Management Services	\$693,895.71
Transportation Program Management	Atlas Technical Consultants (ATC)	WA 9 DeKalb County SPLOST Program Management Services	\$9,546.57
Transportation Program Management	Atlas Technical Consultants (ATC)	WA 10 DeKalb County SPLOST Program Management Services	\$1,967,966.90
Transportation Program Management	Atlas Technical Consultants (ATC)	WA 11 DeKalb County SPLOST Program Management Services	\$441,069.73
Transportation Program Management	Atlas Technical Consultants (ATC)	WA 7 DeKalb County SPLOST Program Management Services	\$332,807.16
Transportation Program Management	Atlas Technical Consultants (ATC)	WA 8 DeKalb County SPLOST Program Management Services	\$64,900.00
Commission District Transportation Projects	Atkins North America, Inc.	1M.3.2 WA#5 Atkins Cedar Grove Rd Traffic Calming Projects	\$160,000.00
Commission District Transportation Projects	Atkins North America, Inc.	1M.3.2 WA#8 Atkins WA8 Cedar Grove Road E Conley Roundabout	\$360,000.00
Commission District Transportation Projects	PATH Foundation	1M.6.3 PATH Sagamore Leafmore Trail Design	\$129,750.00
Commission District Transportation Projects	PATH Foundation	1M.6.2 - PATH - N. Fork Peachtree Creek Trail Concept Study	\$76,600.00
Commission District Transportation Projects	PATH Foundation	1M.6.3 - PATH - Sagamore-Leafmore Trail Concept Plan	\$186,462.00
Commission District Transportation Projects	City of Clarkston	1M.4.1 District 4 - Market Street Sidewalk	\$136,705.82
Fire Station No. 7	Brown Design Group	Brown Design On-Call Contract (FS No. 7)	\$89,070.00
Fire Station No. 7	Lichty Commercial Construction Inc.	Lichty Construction - Fire Station No. 7	\$6,291,236.08
Fire Station No. 7	EC Restaurant Supply	FS#7 Equipment: EC Restaurant Supply	\$28,864.00
Fire Station No. 7	Geargrid, LLC	FS#7 Equipment: Geargrid, LLC Storage Lockers	\$18,133.23
Fire Station No. 7	Datum Filing Systems Inc.	FS7 Equipment: Datum Filing Systems Inc.	\$2,267.14
Fire Station No. 7	Egan Visual International Inc	FS#7 Equipment: Egan Visual Int'l Inc	\$665.50
Fire Station No. 7	Group Lacasse, LLC	FS#7 Equipment: Group Lacasse Chairs, Bookcases	\$11,094.58
Fire Station No. 7	Modu Form, Inc.	FS#7 Equipment: Modu Form, Inc.	\$0.00
Fire Station No. 7	Pueblo Hotel Supply Co	FS#7 Equipment: Grady's (Pueblo Hotel Supply Co)	\$14,229.30
Fire Station No. 7	Krueger International, Inc.	Krueger International Inc. - FS No. 7 Equipment	\$52,189.36
Fire Station No. 7	Exemplis LLC (SitOnIt) IDEON	FS#7 Equipment: Exemplis (SitOnIt) IDEON	\$15,509.48
Fire Station No. 7	Dreamseats LLC	Dreamseats LLC - Fire Station No. 7 Equipment	\$6,929.28
Fire Station No. 7	CF Group	CF Group - Fire Station No. 7 Equipment	\$9,733.89
Fire Station No. 7	Georgia Power	Georgia Power Lighting Agreement	\$18,500.00
Fire Station No. 7	Contract Business Interiors Inc	Contract Business Interiors - FS No. 7 Equipment	\$4,636.32

Project	Vendor	Contract Title	Current Contract Amount (Including CO's)
Fire Station No. 27	Complete Demolition Services, LLC	Complete Demo Svcs - Fire Station 27	\$31,900.00
Fire Station No. 27	Pond & Company	Pond - Fire Station No. 27 Design	\$585,855.60
Fire Station No. 27	Gregory Doyle Calhoun & Rogers LLC	ROW - GREGORY DOYLE CALHOUN & ROGERS LLC	\$123,746.13
Fire Station No. 16	Complete Demolition Services, LLC	Complete Demo Svcs - Fire Station 16	\$38,500.00
Fire Station No. 16	Bank of America	Land Purchase - BOA - Fire Station No. 16	\$280,000.00
Fire Station No. 5	Complete Demolition Services, LLC	Complete Demo Svcs - Fire Station 5	\$41,910.00
Repair Fire Stations and Related Capital Equipment	Hawk Construction	Repair Fire Station Roofs - Hawk Construction	\$1,136,640.00
Repair Fire Stations and Related Capital Equipment	Westnet, Inc.	Westnet Encoder Upgrades - General Operating Funds	\$200,000.00
Repair Fire Stations and Related Capital Equipment	Westnet, Inc.	Westnet First In Fire Station Encoder Upgrades	\$1,963,331.00
Upgrade Fire Radio System	Motorola Solutions, Inc.	Two Way Radios	\$1,500,000.00
Purchase Fire Quick Response Units	Farber Specialty Vehicles	Farber Specialty Vehicles	\$1,516,290.00
Purchase Fire Quick Response Units	Hardy Chevrolet	Purchase of Automobiles, Vans and Trucks with Turnkey Packages and Accessories	\$396,188.00
Purchase Fire Quick Response Units	Hardy Chevrolet	Purchase of Automobiles, Vans and Trucks with Turnkey Packages and Accessories	\$22,114.00
Purchase Fire Quick Response Units	Ako Signs	Transfer from Operating	\$15,411.00
Purchase Fire Quick Response Units	Motorola Solutions, Inc.	Transfer from Operating	\$39,666.50
Repair and Replace Police Precincts and Public Safety Facilities	McGrath Rentcorp dba Mobile Modular	McGrath Rentcorp DBA Mobile Modular Buildings Replacement	\$1,994,852.44
Repair and Replace Police Precincts and Public Safety Facilities	Kone, Inc.	Kone Elevator and Escalator Maintenance	\$859,463.64
Police Vehicles	Ako Signs	Decals for DeKalb County Vehicles (Annual Contract with 2 Options to Renew)	\$47,520.00
Police Vehicles	Utility Associates, Inc.	Police Body Cameras Annual Contract with 4 Options to Renew	\$127,600.00
Police Vehicles	Insight Public Sector	Bi-Annual Maintenance and Support of the Net motion Coverage. U.S. Communities Contract No. 44000066	\$183,072.50
Police Vehicles	Mobile Communications, Inc.	Professional Services Agreement for Radio Maintenance, Equipment Repair, Installation and Removal Se	\$125,935.28
Police Vehicles	Aptean (Advance Public Safety)	Upfitting of Police Vehicles	\$94,074.00
Police Vehicles	Motorola Solutions, Inc.	Upfitting of Police Vehicles	\$412,270.95
Police Vehicles	Tritech Software Systems	Upfitting of Police Vehicles	\$146,400.00
Police Vehicles	Hardy Chevrolet	Purchase of Automobiles, Vans and Trucks with Turnkey Packages and Accessories	\$3,768,572.00
Police Vehicles	West Chatham Warning Devices, Inc.	ITB 15-100541 Parts for Vehicles and Off Road Equipment	\$693,300.00
Bobby Burgess Evidence Storage Facility	Pond & Company	Bobby Burgess Evidence Storage Facility Design	\$490,000.00
Bobby Burgess Evidence Storage Facility	SoCo Contracting Company, Inc.	SoCo Contracting Early Demolition Evidence Facility	\$784,829.00
A/E Services for DeKalb County Athletic Fields	Foresite Group	A&E On-Call Services for RPCA	\$0.00
A/E Services for DeKalb County Athletic Fields	Wood Environmental and Infrastructure	A&E On-Call Services for RPCA	\$0.00
A/E Services for DeKalb County Athletic Fields	Lose Design	A&E On-Call Services for RPCA	\$0.00
Gresham Park Baseball Fields Renovation	Advanced Sports Group, LLC	Gresham Fields 4&7 (Braves Foundation thru RPCA)	\$1,500,000.00
Gresham Park Baseball Fields Renovation	Advanced Sports Group, LLC	Gresham Turf Installation Fields 5, 6 & 21	\$2,500,000.00
Athletic Field Renovations at Exchange, Wade Walker, Midway and Shoal Creek Parks	Advanced Sports Group, LLC	Athletic Field Renovations / Turf Installation	\$6,719,586.00
Athletic Field Lighting and Electrical Improvements at Truelove Park	Musco Sports Lighting, LLC	Musco Sports Lighting, LLC for Truelove Park	\$500,000.00
Athletic Scoreboards at DeKalb County Athletic Fields	Nevco Sports LLC	Nevco Sports - Athletic Field Scoreboards	\$110,611.90
A/E Services for Athletic and Recreation Facilities	Pond & Company	A&E On-Call Services for RPCA	\$190,000.00
A/E Services for Athletic and Recreation Facilities	Foresite Group	A&E On-Call Services for RPCA	\$51,500.00
A/E Services for Athletic and Recreation Facilities	Wood Environmental and Infrastructure	A&E On-Call Services for RPCA	\$0.00



Monthly Progress Report August 2023

Project	Vendor	Contract Title	Current Contract Amount (Including CO's)
A/E Services for Athletic and Recreation Facilities	Lose Design	A&E On-Call Services for RPCA	\$0.00
Parks and Recreation Facilities - Roof Maintenance Repair and Replacement	NBC National Building Contractors	Roof Repair and Replacement	\$0.00
Parks and Recreation Facilities - Roof Maintenance Repair and Replacement	NBC National Building Contractors	Community Achievement Center Roof Repair	\$6,800.00
Parks and Recreation Facilities - Roof Maintenance Repair and Replacement	NBC National Building Contractors	NH Scott Roof Repair	\$349,066.00
Parks and Recreation Facilities - Roof Maintenance Repair and Replacement	Hawk Construction	Lithonia Park Shelter Roof Repair	\$65,172.00
Parks and Recreation Facilities - Roof Maintenance Repair and Replacement	NBC National Building Contractors	Wade Walker Roof Repair - Baseball Field House	\$49,490.00
Parks and Recreation Facilities - Roof Maintenance Repair and Replacement	NBC National Building Contractors	Wade Walker Roof Repair - Soccer Field House	\$50,310.00
Parks and Recreation Facilities - Roof Maintenance Repair and Replacement	NBC National Building Contractors	Porter Sanford Roof Repair	\$23,500.00
Parks and Recreation Facilities - Roof Maintenance Repair and Replacement	NBC National Building Contractors	Wade Walker Roof Repair - Football Field House	\$38,960.00
Parks and Recreation Facilities - Roof Maintenance Repair and Replacement	NBC National Building Contractors	Gresham Park Concession Building Roof	\$58,180.00
Parks and Recreation Facilities - Roof Maintenance Repair and Replacement	NBC National Building Contractors	Porter Sanford Roof Coating & Surface Protection Application	\$194,700.00
Parks and Recreation Facilities - Roof Maintenance Repair and Replacement	Hawk Construction	Wade Walker Park Maintenance Shop Roof Repair and Replacement	\$216,666.00
Parks and Recreation Facilities - Roof Maintenance Repair and Replacement	NBC National Building Contractors	Callanwolde Fine Arts Center Facility Roof	\$1,049,450.00
Parks and Recreation Facilities - Roof Maintenance Repair and Replacement	Hawk Construction	Hawk Roof Repairs at 5 Parks - Midway Park	\$59,212.00
Parks and Recreation Facilities - Roof Maintenance Repair and Replacement	Hawk Construction	Hawk Roof Repairs at 5 Parks - Shoal Creek Park	\$113,814.00
Parks and Recreation Facilities - Roof Maintenance Repair and Replacement	Hawk Construction	Hawk Roof Repairs at 5 Parks - True Love Park	\$80,560.00
Parks and Recreation Facilities - Roof Maintenance Repair and Replacement	Hawk Construction	Hawk Roof Repairs at 5 Parks - Rock Chapel Park	\$99,508.00
Parks and Recreation Facilities - Roof Maintenance Repair and Replacement	Hawk Construction	Hawk Roof Repairs at 5 Parks - Redan Park	\$135,957.00
Parks and Recreation Facilities - Roof Maintenance Repair and Replacement	Hawk Construction	Lucious Sanders Roof Repair	\$10,588.00
Parks and Recreation Facilities - Roof Maintenance Repair and Replacement	Hawk Construction	Lucious Sanders Roof Repair	\$334,507.00
Athletic and Recreation Facilities Modernizations and Upgrades	Autaco Development	Gresham Park Concession Building	\$162,609.00
Athletic and Recreation Facilities Modernizations and Upgrades	Autaco Development	Exchange Park Recreation Center Drainage Repairs	\$133,059.30
Athletic and Recreation Facilities Modernizations and Upgrades	Autaco Development	Exchange Park Recreation Building Front Roof Drain Repairs	\$12,301.50
Athletic and Recreation Facilities Modernizations and Upgrades	Kissberg/Parker Fry JV, LLC	Kissberg Parker Fry - Midway Park Concession	\$120,048.83
Athletic and Recreation Facilities Modernizations and Upgrades	Complete Demolition Services, LLC	Complete Demolition Services - Exchange and Midway	\$100,000.00
Athletic and Recreation Facilities Modernizations and Upgrades	Southeastern Surfaces and Equipment	Exchange Park Gymnasium Flooring and Installation	\$176,295.00
Athletic and Recreation Facilities Modernizations and Upgrades	Romtec, Inc.	Romtec - Exchange Park Restrooms	\$1,095,000.00
Athletic and Recreation Facilities Modernizations and Upgrades	Romtec, Inc.	Romtec - Midway Park Football Press Box	\$495,000.00

Project	Vendor	Contract Title	Current Contract Amount (Including CO's)
Athletic and Recreation Facilities Pavilions, Shelters and Shade Structures Improvements	Hasley Recreation and Design, Inc.	Hasley - Shoal Creek II Park Shelter Demo and Concrete Repair	\$169,975.60
Athletic and Recreation Facilities Pavilions, Shelters and Shade Structures Improvements	Hasley Recreation and Design, Inc.	Hasley - Emory Grove Park Shelter Demo Site Work	\$79,935.00
Athletic and Recreation Facilities Pavilions, Shelters and Shade Structures Improvements	Hasley Recreation and Design, Inc.	Hasley - Exchange Park New Shelters and Concrete	\$230,223.00
Athletic and Recreation Facilities Pavilions, Shelters and Shade Structures Improvements	Hasley Recreation and Design, Inc.	Hasley - County Line Park Roof and Concrete Pad	\$227,726.40
Athletic and Recreation Facilities Pavilions, Shelters and Shade Structures Improvements	Hasley Recreation and Design, Inc.	Hasley - Glen Emerald Park Shelter	\$272,153.40
Athletic and Recreation Facilities Pavilions, Shelters and Shade Structures Improvements	Hasley Recreation and Design, Inc.	Hasley - Washington Park Demolition	\$67,664.40
Lithonia Park Playground	Kompan	US Communities	\$199,999.99
A/E Services for Parks, Playgrounds, and Recreational Areas	Pond & Company	A&E On-Call Services for RPCA	\$0.00
A/E Services for Parks, Playgrounds, and Recreational Areas	Foresite Group	A&E On-Call Services for RPCA	\$46,000.00
A/E Services for Parks, Playgrounds, and Recreational Areas	Wood Environmental and Infrastructure	A&E On-Call Services for RPCA	\$0.00
A/E Services for Parks, Playgrounds, and Recreational Areas	WSP USA Environmental & Infrastructure Inc.	WSP WA#14 - Tobie Grant Park Master Plan	\$15,921.00
A/E Services for Parks, Playgrounds, and Recreational Areas	Lose Design	A&E On-Call Services for RPCA	\$0.00
Glen Emerald Dam and Trail Improvements	Reeves + Young, LLC	Glen Emerald Dam - Trail Improvements District 6 Bond	\$32,116.49
Glen Emerald Dam and Trail Improvements	Reeves + Young, LLC	Glen Emerald Dam Improvements	\$3,430,246.26
Glen Emerald Dam and Trail Improvements	Reeves + Young, LLC	Glen Emerald Dam - Trail Improvements SPLOST	\$500,047.14
Parks, Playgrounds and Recreational Areas (14 Parks)	Hasley Recreation and Design, Inc.	Oak Creek Park Playground - Hasley Recreation	\$208,377.42
Parks, Playgrounds and Recreational Areas (14 Parks)	Playpower LT Farmington, Inc	Shoal Creek III Playground - Playpower	\$284,512.70
Parks, Playgrounds and Recreational Areas (14 Parks)	Playpower LT Farmington, Inc	Emmie Smith Park Playground - Playpower	\$311,797.22
Parks, Playgrounds and Recreational Areas (14 Parks)	Playpower LT Farmington, Inc	WD Thomson Park Playground - Playpower	\$291,119.60
Parks, Playgrounds and Recreational Areas (14 Parks)	Playsouth, LLC	Medlock Park Playground - Playsouth	\$425,172.10
Parks, Playgrounds and Recreational Areas (14 Parks)	Playsouth, LLC	Bruce Street Park Playground - Playsouth	\$264,931.53
Parks, Playgrounds and Recreational Areas (14 Parks)	Playsouth, LLC	Washington Park Playground - Playsouth	\$227,466.90
Parks, Playgrounds and Recreational Areas (14 Parks)	Kompan	Princeton Park Playground - Kompan	\$199,676.42
Pools and Other Aquatic Facilities A&E Services	Pond & Company	NH Scott Environmental Consulting for Asbestos Pond	\$4,500.00
Pools and Other Aquatic Facilities A&E Services	Pond & Company	A&E Services for NH Scott Pool Renovations	\$198,252.00
NH Scott Park Pool Renovations and Upgrades	Romtec, Inc.	NH Scott Pool - Buildings - Romtec	\$2,885,000.00
Resurfacing Trails and Paved Areas	SD&C, Inc.	SDC On-Call Resurfacing Sidewalks and Roadways	\$621,026.92
Resurfacing Trails and Paved Areas	Autaco Development	Autaco On-Call Resurfacing Sidewalks and Roadways	\$63,730.60
Resurfacing Trails and Paved Areas	Autaco Development	Autaco On-Call Resurfacing Sidewalks and Roadways	\$292,445.55
Resurfacing Trails and Paved Areas	Autaco Development	Autaco On-Call Resurfacing Sidewalks and Roadways	\$165,354.15
Resurfacing Trails and Paved Areas	Autaco Development	Gresham Park Resurfacing	\$288,214.22
Gresham Park Resurfacing - Athletic Fields	DAF Concrete, Inc.	TO BE ADDED	\$0.00
Sugar Creek Golf and Tennis Center Action Plan	JOC Construction	Bridge Repair at Sugar Creek Golf Course	\$600,000.00
Sugar Creek Golf and Tennis Center Action Plan	Musco Sports Lighting, LLC	Purchase and installation of an automated lighting system	\$400,000.00
Tennis Court and Basketball Court Resurfacing	McGrath Industries dba Talbot Tennis	McGrath - Tennis Courts Repair and Replacements	\$1,024,256.00
Tennis Court and Basketball Court Resurfacing	McGrath Industries dba Talbot Tennis	McGrath - Basketball Courts Repair and Replacement	\$341,502.00
Stream Bank Restoration / Drainage and Stormwater Improvements	Autaco Development	Medlock Park Drainage Improvements Flood Repair	\$9,259.00
Stream Bank Restoration / Drainage and Stormwater Improvements	Autaco Development	Medlock Park Drainage Improvements	\$46,731.00
Repairs to Courthouse Parking Deck	Kone, Inc.	Courthouse Parking Deck Elevator Repairs - Kone	\$600,919.35
Repairs to Courthouse Parking Deck	Matrix Engineering Group, Inc.	Courthouse Parking Deck Design - Matrix	\$359,220.00



Monthly Progress Report August 2023

Project	Vendor	Contract Title	Current Contract Amount (Including CO's)
DeKalb County Court Building - HVAC Equipment Improvements	HVH Mechanical Partners LLC	DeKalb County Courthouse Admin Complex Chillers	\$910,000.00
DeKalb County Court Building - Elevator Modernization	Kone, Inc.	Kone Elevator and Escalator Maintenance	\$1,046,169.02
DeKalb County Court Building - Elevator Modernization	Kone, Inc.	Kone Elevator and Escalator Maintenance	\$49,523.38
DeKalb County Court Building - Security Improvements	Kone, Inc.	Courthouse Elevator Security - Kone	\$14,984.00
DeKalb County Court Building - Security Improvements	Southeastern Security Professional, LLC	Courthouse Security Equipment - Southeastern Security Professionals	\$561,653.65
DeKalb County Court Building - Security Improvements	Vapen Systems, Inc.	Vapen Systems Security Equipment	\$21,350.00
DeKalb County Court Building - Roof Repairs and Improvements	NBC National Building Contractors	Court Building Roof Repairs and Improvements	\$1,671,100.00
HVAC Repairs or Replacements at DeKalb County Senior Centers	Galgon HVAC & Mechanical Services, Inc.	Galgon HVAC & Mechanical Services On-Call Contract	\$212,871.40
HVAC Repairs or Replacements at DeKalb County Senior Centers	Galgon HVAC & Mechanical Services, Inc.	Galgon HVAC and Mechanical Service Inc.	\$9,651.88
HVAC Repairs or Replacements at DeKalb County Senior Centers	Mann Mechanical Company, LLC	Mann Mechanical Company Inc. HVAC On-call	\$13,324.00
HVAC Repairs or Replacements at DeKalb County Senior Centers	Mann Mechanical Company, LLC	Mann Mechanical Company Inc. HVAC On-call	\$19,849.00
HVAC Repairs or Replacements at DeKalb County Senior Centers	HVH Mechanical Partners LLC	HVH HVAC & Mechanical Services On-Call Contract	\$280,000.00
Roof Maintenance Repair and Replacement at DeKalb County Senior Centers	Hawk Construction	Hawk Construction Company Roof Repair On-Call	\$178,576.00
Elevator Repairs at DeKalb County Senior Centers	Kone, Inc.	Kone 30 Warren Street Senior Center Elevator Modernization	\$178,943.97
Elevator Repairs at DeKalb County Senior Centers	Kone, Inc.	Elevator Pit Restoration - Lou Walker Senior Center	\$9,600.00
Miscellaneous Repairs and Improvements at DeKalb County Senior Centers	ArtScape	Artscape Lou Walker Erosion Control	\$16,730.00
HVAC Repairs or Replacements at DeKalb County Health Care Facilities	Galgon HVAC & Mechanical Services, Inc.	Galgon HVAC & Mechanical Services On-Call Contract	\$723,186.29
HVAC Repairs or Replacements at DeKalb County Health Care Facilities	Mann Mechanical Company, LLC	Mann Mechanical Company Inc. On-Call HVAC	\$276,813.71
Dumbwaiter System at Decatur Main Library	Kone, Inc.	Kone Elevator and Escalator Maintenance	\$71,377.70
Roof Maintenance Repair and Replacement at DeKalb County Libraries	Hawk Construction	Roof Replacement - Flat Shoals Library	\$83,612.50
DeKalb County Libraries Restroom Renovations	Kissberg/Parker Fry JV, LLC	SPLOST - Library Restroom Renovations Kissberg/Parker Fry	\$1,345,009.50
DeKalb County Libraries Restroom Renovations	Kissberg/Parker Fry JV, LLC	LIBRARY - Library Restroom Renovations Kissberg/Parker Fry	\$106,387.50
General Administrative	DeKalb County	DeKalb County Financial Analyst	\$465,575.87
General Administrative	Atlas Technical Consultants (ATC)	Unallocated Atlas Contract	\$0.00
General Administrative	Atlas Technical Consultants (ATC)	WA 13 DeKalb County SPLOST Program Management Services	\$1,451,333.71
General Administrative	Atlas Technical Consultants (ATC)	WA 13 DeKalb County SPLOST Program Management Services	\$638,680.14
General Administrative	Atlas Technical Consultants (ATC)	WA 13 DeKalb County SPLOST Program Management Services	\$340,897.00
General Administrative	Atlas Technical Consultants (ATC)	WA 4 DeKalb County SPLOST Program Management Services	\$342,083.20
General Administrative	Atlas Technical Consultants (ATC)	WA 4 DeKalb County SPLOST Program Management Services	\$150,511.11
General Administrative	Atlas Technical Consultants (ATC)	WA 4 DeKalb County SPLOST Program Management Services	\$80,744.92
General Administrative	Atlas Technical Consultants (ATC)	WA 5 DeKalb County SPLOST Program Management Services	\$73,500.00
General Administrative	Atlas Technical Consultants (ATC)	WA 10 DeKalb County SPLOST Program Management Services	\$693,778.47
General Administrative	Atlas Technical Consultants (ATC)	WA 10 DeKalb County SPLOST Program Management Services	\$305,240.47
General Administrative	Atlas Technical Consultants (ATC)	WA 10 DeKalb County SPLOST Program Management Services	\$163,715.57
General Administrative	Atlas Technical Consultants (ATC)	PM Transportation WA#16 CEI 1A.3 Phase Two SPLOST Resurfacing	\$629,128.00
General Administrative	Atlas Technical Consultants (ATC)	PM Transportation WA#17 ATC ROW 1C.5 Glenwood Road Sidewalk	\$261,700.00
General Administrative	Atlas Technical Consultants (ATC)	WA 15 DeKalb County SPLOST Program Management Services	\$166,400.00
General Administrative	Atlas Technical Consultants (ATC)	Unallocated Atlas Contract	\$39,351.19
General Administrative	Times Journal	Marietta Journal/Times Journal	\$3,840.00
General Administrative	La Vision	La Vision	\$4,200.00
General Administrative	The Champion Newspaper	The Champion Newspaper	\$4,671.24
General Administrative	On Common Ground	On Common Ground	\$4,720.00
General Administrative	Regency-Brentano, Inc.	SPLOST Oversight Committee Audio Video Transcription	\$9,180.00
General Administrative	The Atlanta Journal-Constitution	The Atlanta Journal-Constitution	\$7,856.00



Monthly Progress Report August 2023

Project	Vendor	Contract Title	Current Contract Amount (Including CO's)
General Administrative	The Atlanta Journal-Constitution	The Atlanta Journal-Constitution	\$7,856.00
General Administrative	The Atlanta Journal-Constitution	The Atlanta Journal-Constitution 2022 Advert	\$7,856.00
General Administrative	Regency-Brentano, Inc.	Regency-Brentano, Inc. (Court Reporting Services) On-Call	\$4,218.50
General Administrative	Express Color	Express Color Printing Services On-Call	\$10,756.00
Total:			\$251,466,869.36

LSBE UTILIZATION

Project	Contract Number	Prime Contractor/ Engineer/ Consultant	Contract Amount	LSBE Amount	% LSBE	LSBE	Located in County	Sub-Contractor Contract Value	% of Total Contract	Outstanding Invoices to Date	*Amount Paid to Date	% of Sub-Contract Paid to Date
1A.8.1 Advance Patching / Pothole Repair (A) A&S	1118591	A&S Paving	\$142,550	\$76,440	53.62 %	TMA Construction	Yes	\$76,440	53.62 %	\$0	\$76,440	100.00 %
1F.6 A/E Services for Transportation (On-Call) (Cedar Grove Bridge Prel. Design)	1231552 - SPLOST	AECOM	\$302,700	\$100,743	33.28 %	Accura Engineering and Consultant Services	No	\$100,743	33.28 %	\$100,541		0.00 %
1L.1 Work Authorization 1 ATC PM Core Services 2018	1116360	Atlas Technical Consultants (ATC)	\$772,279	\$99,000	12.81 %	Accura Engineering and Consultant Services	No	\$0	0.00 %			0.00 %
						Steele Program Managers	Yes	\$27,000	3.49 %			0.00 %
						The Collaborative Firm	No	\$72,000	9.32 %	\$0	\$123,225	171.14 %
1L.12 Work Authorization 13 ATC PM Core Services 2021	1116360	Atlas Technical Consultants (ATC)	\$2,324,106	\$297,750	12.81 %	Accura Engineering and Consultant Services	No	\$62,025	2.66 %			0.00 %
						Aguirre Project Resources	No	\$25,144	1.08 %	\$3,163		0.00 %
						The Collaborative Firm	No	\$166,579	7.16 %	\$373,275		0.00 %
						Steele Program Managers	Yes	\$44,002	1.89 %			0.00 %
1L.14 CO#1 Work Authorization 18 ATC PM Core Services 2023	1116360	Atlas Technical Consultants (ATC)	\$2,088,699	\$0	0.00 %	The Collaborative Firm	No	\$0	0.00 %	\$155,823		0.00 %
						Steele Program Managers	Yes	\$0	0.00 %	\$77,500		0.00 %
						Accura Engineering and Consultant Services	No	\$0	0.00 %	\$9,983		0.00 %
						Aguirre Project Resources	No	\$0	0.00 %	\$17,826		0.00 %
1L.15 CO#1 Work Authorization 19 ATC CEI Services 1A.10 2021 LMIG Resurfacing	1116360	Atlas Technical Consultants (ATC)	\$636,452	\$0	0.00 %	Accura Engineering and Consultant Services	No	\$0	0.00 %	\$13,310		0.00 %
1L.2 Work Authorization 2 ATC CEI Services 1A.1 2018 LMIG Resurfacing	1116360	Atlas Technical Consultants (ATC)	\$271,857	\$0	0.00 %	Accura Engineering and Consultant Services	No	\$0	0.00 %	\$0	\$74,778	0.00 %
1L.3 Work Authorization 3 ATC CEI Services 1A.2 Phase 1 SPLOST Resurfacing (ABC)	1116360	Atlas Technical Consultants (ATC)	\$1,131,944	\$0	0.00 %	Accura Engineering and Consultant Services	No	\$0	0.00 %	\$0	\$229,863	0.00 %
1L.4 Work Authorization 4 ATC PM Core Services 2019	1116360	Atlas Technical Consultants (ATC)	\$970,483	\$180,000	18.54 %	The Collaborative Firm	No	\$180,000	18.54 %	\$0	\$171,075	95.04 %
						Accura Engineering and Consultant Services	No	\$0	0.00 %	\$0	\$15,260	0.00 %
1L.5 Work Authorization 6 ATC CEI Services 1B.2 Flat Shoals, Henderson, Salem Sidewalks	1116360	Atlas Technical Consultants (ATC)	\$693,896	\$0	0.00 %	Accura Engineering and Consultant Services	No	\$0	0.00 %	\$48,528	\$1,399	0.00 %
	1116360	Atlas Technical Consultants (ATC)	\$1,967,967	\$255,844	13.00 %	Accura Engineering and Consultant Services	No	\$98,401	5.00 %	\$0	\$1,050	1.06 %

* Amount paid to-date based on approved invoices

Project	Contract Number	Prime Contractor/ Engineer/ Consultant	Contract Amount	LSBE Amount	% LSBE	LSBE	Located in County	Sub-Contractor Contract Value	% of Total Contract	Outstanding Invoices to Date	*Amount Paid to Date	% of Sub-Contract Paid to Date
1L.7 Work Authorization 10 ATC PM Core Services 2020						The Collaborative Firm	No	\$157,442	8.00 %	\$165,150	\$93,225	59.21 %
1L.8 Work Authorization 11 ATC CEI Services 1A.5 2019 LMIG Resurfacing	1116360	Atlas Technical Consultants (ATC)	\$441,070	\$0	0.00 %	Accura Engineering and Consultant Services	No	\$0	0.00 %	\$126,786	\$14,900	0.00 %
4A.2.1.2 PM Public Safety WA #10 Core Services 2020	1116360	Atlas Technical Consultants (ATC)	\$693,778	\$90,192	13.00 %	Accura Engineering and Consultant Services	No	\$34,689	5.00 %			0.00 %
4A.2.1.3 PM Public Safety WA #13 Core Services 2021	1116360	Atlas Technical Consultants (ATC)	\$1,451,334	\$104,966	7.23 %	The Collaborative Firm	No	\$55,503	8.00 %	\$127,025		0.00 %
						Accura Engineering and Consultant Services	No	\$21,866	1.50 %			0.00 %
						Aguirre Project Resources	No	\$8,864	0.61 %			0.00 %
						The Collaborative Firm	No	\$58,724	4.04 %	\$44,516		0.00 %
						Steele Program Managers	Yes	\$15,512	1.06 %			0.00 %
4B.2.1.1 PM Parks and Recreation Repairs WA #4 Core Services 2019	1116360	Atlas Technical Consultants (ATC)	\$150,511	\$0	0.00 %	Steele Program Managers	Yes	\$0	0.00 %	\$0	\$10,230	0.00 %
4B.2.1.2 PM Parks and Recreation Repairs WA #5 CEI Services (3E) Resurfacing Trails and Paved Areas	1116360	Atlas Technical Consultants (ATC)	\$73,500	\$9,600	13.06 %	Accura Engineering and Consultant Services	No	\$9,600	13.06 %	\$574	\$700	7.29 %
4B.2.1.3 PM Parks and Recreation Repairs WA #10 Core Services 2020	1116360	Atlas Technical Consultants (ATC)	\$305,240	\$39,683	13.00 %	Accura Engineering and Consultant Services	No	\$15,263	5.00 %			0.00 %
						The Collaborative Firm	No	\$24,420	8.00 %			0.00 %
						Steele Program Managers	Yes	\$0	0.00 %	\$16,275		0.00 %
4B.2.1.4 PM Parks and Recreation Repairs WA #13 Core Services 2021	1116360	Atlas Technical Consultants (ATC)	\$638,680	\$46,183	7.23 %	Accura Engineering and Consultant Services	No	\$9,621	1.50 %			0.00 %
						Aguirre Project Resources	No	\$3,900	0.61 %			0.00 %
						The Collaborative Firm	No	\$25,838	4.04 %	\$4,508		0.00 %
						Steele Program Managers	Yes	\$6,825	1.06 %	\$97,430		0.00 %
4C.2.1.2 PM General Repairs WA #10 Core Services 2020	1116360	Atlas Technical Consultants (ATC)	\$163,716	\$21,286	13.00 %	Accura Engineering and Consultant Services	No	\$8,187	5.00 %			0.00 %
						The Collaborative Firm	No	\$13,099	8.00 %			0.00 %
						Accura Engineering and Consultant Services	No	\$5,161	1.51 %			0.00 %
4C.2.1.3 PM General Repairs WA #13 Core Services 2021	1116360	Atlas Technical Consultants (ATC)	\$340,897	\$24,773	7.26 %	Aguirre Project Resources	No	\$2,092	0.61 %			0.00 %
						The Collaborative Firm	No	\$13,860	4.06 %	\$10,052		0.00 %
						Steele Program Managers	Yes	\$3,661	1.07 %			0.00 %
1C.1 Pedestrian Improvements (Ph. 1 and 2)	1139826	Autaco Development	\$288,123	\$288,123	100.00 %	Autaco Development	No	\$265,471	92.13 %			0.00 %
1C.1 Pedestrian Improvements (Ph. 1 and 2)	1139826	Autaco Development	\$205,840	\$205,840	100.00 %			\$0	0.00 %			0.00 %

Project	Contract Number	Prime Contractor/ Engineer/ Consultant	Contract Amount	LSBE Amount	% LSBE	LSBE	Located in County	Sub-Contractor Contract Value	% of Total Contract	Outstanding Invoices to Date	*Amount Paid to Date	% of Sub-Contract Paid to Date
3B.3.12 3B.3.12 Exchange Facility Drainage Improvements	1191813	Autaco Development	\$133,059	\$133,059	100.00 %			\$0	0.00 %			0.00 %
3B.3.12 3B.3.12 Exchange Facility Drainage Improvements	1191813	Autaco Development	\$12,302	\$12,302	100.00 %			\$0	0.00 %			0.00 %
3B.3.13 3B.3.13 Gresham Park Concession Building Modernizations and Upgrades	1191813	Autaco Development	\$162,609	\$162,609	100.00 %			\$0	0.00 %			0.00 %
3E.1.1 Mary Scott Park	1139826	Autaco Development	\$63,731	\$63,731	100.00 %	Autaco Development	No	\$65,079	102.11 %	\$0	\$63,731	97.92 %
3E.1.2 Hidden Acres Park	1139826	Autaco Development	\$292,446	\$292,446	100.00 %	Autaco Development	No	\$349,925	119.65 %	\$0	\$292,446	83.57 %
3E.1.5 Rock Chapel Park	1139826	Autaco Development	\$165,354	\$165,354	100.00 %	Autaco Development	No	\$186,220	112.61 %	\$0	\$165,354	88.79 %
3E.1.6 Gresham Park Resurfacing - Rec Center	1139826	Autaco Development	\$288,214	\$288,214	100.00 %			\$0	0.00 %			0.00 %
3H.1.1 Stream Bank Restoration/Drainage and Stormwater Improvements at Medlock Park	1139826	Autaco Development	\$46,731	\$46,731	100.00 %			\$0	0.00 %			0.00 %
3H.1.1 Stream Bank Restoration/Drainage and Stormwater Improvements at Medlock Park	1139826	Autaco Development	\$9,259	\$9,259	100.00 %			\$0	0.00 %			0.00 %
1A.11 2022 LMIG Resurfacing	1318561	C. W. Matthews Contracting Co.	\$23,772,020	\$0	0.00 %	Lori's Transportation & Excavation LLC	No	\$0	0.00 %			0.00 %
1A.2.1 Phase One SPLOST Resurfacing (A) CW Matthews	1128997 (A)	C. W. Matthews Contracting Co.	\$12,955,725	\$2,591,392	20.00 %	East Atlanta Contracting, Inc.	Yes	\$63,928	0.49 %	\$0	\$93,777	146.69 %
						G&J Trucking LLC	Yes	\$63,928	0.49 %	\$0	\$49,522	77.46 %
						Graham Hauling, Inc.	No	\$63,928	0.49 %	\$0	\$10,488	16.40 %
						Grimes Trucking, Inc.	Yes	\$63,928	0.49 %	\$0	\$76,266	119.30 %
						K.C. Trucking, Inc.	Yes	\$63,928	0.49 %	\$0	\$41,574	65.03 %
						Lori's Transportation & Excavation LLC	No	\$2,079,968	16.05 %	\$0	\$1,804,995	86.77 %
						MVG Trucking	Yes	\$63,928	0.49 %	\$0	\$69,065	108.03 %
						PSP Enterprise, Inc.	No	\$63,928	0.49 %	\$0	\$152,502	238.55 %
						Tranquility Carriers, Inc.	No	\$63,928	0.49 %	\$0	\$95,354	149.15 %
1B.1.4 Rockbridge Road Streetscape	1171444 - DWM/CIP/R&E	ER Snell	\$1,430,894	\$1,430,894	100.00 %			\$0	0.00 %			0.00 %

Project	Contract Number	Prime Contractor/ Engineer/ Consultant	Contract Amount	LSBE Amount	% LSBE	LSBE	Located in County	Sub-Contractor Contract Value	% of Total Contract	Outstanding Invoices to Date	*Amount Paid to Date	% of Sub-Contract Paid to Date
1B.1.4 Rockbridge Road Streetscape	1171444 - GDOT	ER Snell	\$871,587	\$80,550	9.24 %	MVG Trucking	Yes	\$80,550	9.24 %			0.00 %
1B.1.4 Rockbridge Road Streetscape	1171444 - GDOT	ER Snell	\$441,600	\$441,600	100.00 %			\$0	0.00 %			0.00 %
1B.1.4 Rockbridge Road Streetscape	1171444 - SPLOST	ER Snell	\$2,310,186	\$2,310,186	100.00 %			\$0	0.00 %			0.00 %
3B.1.13 3B.1.13 County Line Park Pavilion A/E Services	1174318	Foresite Group	\$51,500	\$51,500	100.00 %			\$0	0.00 %			0.00 %
3C.16.1 3C.16.1 Oak Creek Park Playground and Pavilion	1174318	Foresite Group	\$46,000	\$46,000	100.00 %			\$0	0.00 %			0.00 %
2B.1 Roof Maintenance Repair and Replacement at DeKalb County Fire Stations	1242525	Hawk Construction	\$1,136,640	\$1,136,640	100.00 %			\$0	0.00 %			0.00 %
3B.2.10 Midway Park Metal Roof (1)	1175307	Hawk Construction	\$59,212	\$59,212	100.00 %			\$0	0.00 %			0.00 %
3B.2.11 Redan Park Metal Roof (5)	1175307	Hawk Construction	\$135,957	\$135,957	100.00 %			\$0	0.00 %			0.00 %
3B.2.12 Rock Chapel Park Metal Roof (2)	1175307	Hawk Construction	\$99,508	\$99,508	100.00 %			\$0	0.00 %			0.00 %
3B.2.13 Shoal Creek Park Metal Roof (2)	1175307	Hawk Construction	\$113,814	\$113,814	100.00 %			\$0	0.00 %			0.00 %
3B.2.14 True Love Park Metal Roof (1)	1175307	Hawk Construction	\$80,560	\$80,560	100.00 %			\$0	0.00 %			0.00 %
3B.2.4 Lucious Sanders Community Center Roof Repair and Replacement	1175307	Hawk Construction	\$334,507	\$334,507	100.00 %			\$0	0.00 %			0.00 %
3B.2.4 Lucious Sanders Community Center Roof Repair and Replacement	1175307	Hawk Construction	\$10,588	\$10,588	100.00 %			\$0	0.00 %			0.00 %
3B.2.6 Lithonia Park Shelter Roof Repair and Replacement	1175305	Hawk Construction	\$65,172	\$65,172	100.00 %			\$0	0.00 %			0.00 %
3B.2.9 Wade Walker Park Maintenance Shop Roof Repair and Replacement	1175305	Hawk Construction	\$216,666	\$216,666	100.00 %			\$0	0.00 %			0.00 %
3J.2.1 30 Warren Street Senior Center Roof Repair	1175307	Hawk Construction	\$178,576	\$178,576	100.00 %			\$0	0.00 %			0.00 %



Monthly Progress Report August 2023

Project	Contract Number	Prime Contractor/ Engineer/ Consultant	Contract Amount	LSBE Amount	% LSBE	LSBE	Located in County	Sub-Contractor Contract Value	% of Total Contract	Outstanding Invoices to Date	*Amount Paid to Date	% of Sub-Contract Paid to Date
3L.2.1 Flat Shoals Library Roof Repair and Replacement	1175307	Hawk Construction	\$83,613	\$83,613	100.00 %			\$0	0.00 %			0.00 %
1A.10 2021 LMIG Resurfacing	1295610	HEH Paving, Inc.	\$14,893,108	\$14,893,108	100.00 %			\$0	0.00 %			0.00 %
1A.3.2 Phase Two SPLOST Resurfacing (B)	1263589	HEH Paving, Inc.	\$15,105,048	\$15,105,048	100.00 %	Scott's Trucking and Hauling, LLC	Yes	\$604,355	4.00 %			0.00 %
						MC Trucking Company, Inc.	Yes	\$120,871	0.80 %			0.00 %
						T & J Industries Contracting & Development, Inc.	Yes	\$0	0.00 %			0.00 %
1A.5.1 2019 LMIG Resurfacing	1183559	HEH Paving, Inc.	\$11,554,669	\$11,554,669	100.00 %	HEH Paving, Inc.	Yes	\$11,478,414	99.34 %	\$438,461	\$10,527,030	91.71 %
1A.8.3 Advance Patching / Pothole Repair (C) HEH Paving	1118593	HEH Paving, Inc.	\$144,231	\$144,231	100.00 %	HEH Paving, Inc.	Yes	\$166,666	115.55 %	\$0	\$101,695	61.01 %
1D.4 Cedar Grove Road Bridge Detour Route Improvements	1118593	HEH Paving, Inc.	\$245,000	\$245,000	100.00 %			\$0	0.00 %			0.00 %
1B.7 East Rock Springs Road Roundabout	14-902868	Kimley-Horn and Associates, Inc.	\$89,652	\$32,657	36.42 %	CERM (Corporate Env Risk Mgt, LLC)	Yes	\$32,657	36.42 %			0.00 %
1C.3 South Fork Peachtree Creek Trail/Old Clairmont Road	1198405	Lori's Transportation & Excavation LLC	\$20,720	\$20,720	100.00 %	Lori's Transportation & Excavation LLC	No	\$20,720	100.00 %	\$0	\$20,720	100.00 %
3G.1 Tennis Court Resurfacing	1214306	McGrath Industries dba Talbot Tennis	\$1,024,256	\$158,437	15.46 %	Graham Hauling, Inc.	No	\$158,437	15.46 %			0.00 %
3G.2 Basketball Court Resurfacing	1214307	McGrath Industries dba Talbot Tennis	\$341,502	\$67,800	19.85 %	Graham Hauling, Inc.	No	\$67,800	19.85 %			0.00 %
3B.2.1 NH Scott Recreation Center Roof Repair and Replacement	1175305	NBC National Building Contractors	\$0	\$0	0.00 %	Windemere Roofing	Yes	\$0	0.00 %			0.00 %
3B.2.1 NH Scott Recreation Center Roof Repair and Replacement	1175305	NBC National Building Contractors	\$349,066	\$0	0.00 %	Windemere Roofing	Yes	\$0	0.00 %	\$0	\$318,066	0.00 %
3B.2.3 Porter Sanford III Performing Arts & Community Center Roof Repair and Replacement	1175305	NBC National Building Contractors	\$194,700	\$0	0.00 %	Windemere Roofing	Yes	\$0	0.00 %	\$0	\$175,377	0.00 %
1A.1.1 2018 LMIG Resurfacing Construction Pittman	1122348	Pittman Construction Company	\$7,884,218	\$1,518,560	19.26 %	Bedward & Miller Transportation, Inc.	Yes	\$796,320	10.10 %	\$0	\$649,591	81.57 %
						G&J Trucking LLC	Yes	\$502,440	6.37 %	\$0	\$607,502	120.91 %
						Lincoln Trucking, Inc.	No	\$47,400	0.60 %	\$0	\$59,636	125.81 %
						PSP Enterprise, Inc.	No	\$47,400	0.60 %	\$0	\$56,986	120.22 %

* Amount paid to-date based on approved invoices



Monthly Progress Report August 2023

Project	Contract Number	Prime Contractor/ Engineer/ Consultant	Contract Amount	LSBE Amount	% LSBE	LSBE	Located in County	Sub-Contractor Contract Value	% of Total Contract	Outstanding Invoices to Date	*Amount Paid to Date	% of Sub-Contract Paid to Date
1A.2.2 Phase One SPLOST Resurfacing (B) Pittman	1128328 (B)	Pittman Construction Company	\$12,824,989	\$4,307,225	33.58 %	Traffic Troopers, Inc.	Yes	\$125,000	1.58 %	\$0	\$233,096	186.47 %
						Traffic Troopers, Inc.	Yes	\$547,221	4.26 %	\$0	\$426,007	77.84 %
						Bedward & Miller Transportation, Inc.	Yes	\$2,116,205	16.50 %	\$0	\$1,394,782	65.90 %
						G&J Trucking LLC	Yes	\$1,643,800	12.81 %	\$0	\$2,140,636	130.22 %
1A.2.3 Phase One SPLOST Resurfacing (C) Pittman	1128328 (C)	Pittman Construction Company	\$10,147,207	\$0	0.00 %	Traffic Troopers, Inc.	Yes	\$0	0.00 %			0.00 %
						Bedward & Miller Transportation, Inc.	Yes	\$0	0.00 %			0.00 %
						G&J Trucking LLC	Yes	\$0	0.00 %			0.00 %
						G&J Trucking LLC	Yes	\$2,644,429	23.04 %			0.00 %
1A.9 2020 LMIG Resurfacing	1246649	Pittman Construction Company	\$11,475,975	\$2,644,429	23.04 %	G&J Trucking LLC	Yes	\$2,644,429	23.04 %			0.00 %
2A.2 Fire Station No. 27	1272818	Pond & Company	\$585,856	\$585,856	100.00 %			\$0	0.00 %			0.00 %
2G.2 Bobby Burgess Evidence Storage Facility	1031586	Pond & Company	\$490,000	\$490,000	100.00 %			\$0	0.00 %			0.00 %
3B.1 A/E Services for Athletic and Recreation Facilities	1174317	Pond & Company	\$190,000	\$190,000	100.00 %			\$0	0.00 %			0.00 %
3D.1 Pools and Other Aquatic Facilities A&E Services	1174317	Pond & Company	\$198,252	\$198,252	100.00 %			\$0	0.00 %			0.00 %
3D.1 Pools and Other Aquatic Facilities A&E Services	1174317	Pond & Company	\$4,500	\$4,500	100.00 %			\$0	0.00 %			0.00 %
1C.1 Pedestrian Improvements (Ph. 1 and 2)	1139824	SD&C, Inc.	\$148,915	\$148,915	100.00 %	SD&C, Inc.	Yes	\$278,458	186.99 %			0.00 %
1C.1 Pedestrian Improvements (Ph. 1 and 2)	1139824	SD&C, Inc.	\$255,411	\$255,411	100.00 %			\$0	0.00 %			0.00 %
1D.5 North Decatur Road Improvements	1288704	SD&C, Inc.	\$652,201	\$652,201	100.00 %			\$0	0.00 %			0.00 %
3E.1.4 Chestnut Street Complex	1139824	SD&C, Inc.	\$621,027	\$621,027	100.00 %	SD&C, Inc.	Yes	\$623,400	100.38 %	\$0	\$621,027	99.61 %
2G.2 Bobby Burgess Evidence Storage Facility	1191816	SoCo Contracting Company, Inc.	\$784,829	\$784,829	100.00 %			\$0	0.00 %			0.00 %
			\$151,848,982	\$67,103,937	44.19 %			\$26,907,091	44.19 %	\$1,830,725	\$21,059,367	78.27 %

* Amount paid to-date based on approved invoices



PROGRAM FINANCIAL DETAIL

	SPLOST Referendum Budget	Budget Authorized			Actual Expenditures			Available Balance			Current Estimate at Completion (EAC)	SPLOST Referendum Balance
		SPLOST	Other Sources	Total	SPLOST	Other Sources	Total	SPLOST	Other Sources	Total		
1 DeKalb County SPLOST	\$388,042,978	\$303,243,459	\$49,631,983	\$352,875,442	\$136,881,612	\$29,229,918	\$166,111,531	\$166,361,846	\$20,402,065	\$186,763,911	\$221,510,288	\$84,799,519
1.1 1 - Transportation Purposes	\$240,257,747	\$189,682,930	\$42,218,403	\$231,901,333	\$88,533,894	\$23,373,939	\$111,907,833	\$101,149,036	\$18,844,464	\$119,993,500	\$138,426,273	\$50,574,817
1.1.1 1A - Road Resurfacing	\$151,250,000	\$131,531,546	\$25,660,139	\$157,191,685	\$67,889,552	\$14,797,808	\$82,687,360	\$63,641,994	\$10,862,331	\$74,504,325	\$91,377,743	\$19,718,453
1.1.1.1 1A.1 - 2018 LMIG Resurfacing		\$2,499,307	\$5,384,911	\$7,884,218	\$2,499,307	\$5,384,911	\$7,884,218	\$0	\$0	\$0	\$7,884,218	
1A.1 2018 LMIG Resurfacing	\$2,499,307	\$2,499,307	\$5,384,911	\$7,884,218	\$2,499,307	\$5,384,911	\$7,884,218	\$0	\$0	\$0	\$7,884,218	\$0
1A.1.1 2018 LMIG Resurfacing Construction Pittman		\$2,499,307	\$5,384,911	\$7,884,218	\$2,499,307	\$5,384,911	\$7,884,218	\$0	\$0	\$0	\$7,884,218	
1.1.1.2 1A.2 - Phase One SPLOST Resurfacing		\$35,927,922	\$0	\$35,927,922	\$35,470,643		\$35,470,643	\$457,278	\$0	\$457,278	\$35,927,922	
1A.2 Phase One SPLOST Resurfacing	\$35,927,922	\$35,927,922	\$0	\$35,927,922	\$35,470,643		\$35,470,643	\$457,278		\$457,278	\$35,927,922	\$0
1A.2.1 Phase One SPLOST Resurfacing (A) CW Matthews		\$12,955,725	\$0	\$12,955,725	\$12,878,348		\$12,878,348	\$77,377		\$77,377	\$12,955,725	
1A.2.2 Phase One SPLOST Resurfacing (B) Pittman		\$12,824,989	\$0	\$12,824,989	\$12,580,274		\$12,580,274	\$244,715		\$244,715	\$12,824,989	
1A.2.3 Phase One SPLOST Resurfacing (C) Pittman		\$10,147,207	\$0	\$10,147,207	\$10,012,021		\$10,012,021	\$135,186		\$135,186	\$10,147,207	
1.1.1.3 1A.3 - Phase Two SPLOST Resurfacing		\$37,588,827	\$0	\$37,588,827	\$9,400,604		\$9,400,604	\$28,188,224	\$0	\$28,188,224	\$25,165,127	
1A.3 Phase Two SPLOST Resurfacing		\$37,588,827	\$0	\$37,588,827	\$9,400,604		\$9,400,604	\$28,188,224		\$28,188,224	\$25,165,127	
1A.3.1 Phase Two SPLOST Resurfacing (A)		\$22,483,779	\$0	\$22,483,779	\$560,026		\$560,026	\$21,923,753		\$21,923,753		
1A.3.2 Phase Two SPLOST Resurfacing (B)		\$15,105,048	\$0	\$15,105,048	\$8,840,578		\$8,840,578	\$6,264,470		\$6,264,470		
1.1.1.4 1A.4 - Rockbridge Road Roadway Stabilization		\$1,000,000	\$0	\$1,000,000	\$1,000,000		\$1,000,000	\$0	\$0	\$0	\$1,000,000	
1A.4 Rockbridge Road Roadway Stabilization	\$1,000,000	\$1,000,000	\$0	\$1,000,000	\$1,000,000		\$1,000,000	\$0		\$0	\$1,000,000	\$0

* Actual Expenditures are based on submitted invoices



Monthly Progress Report August 2023

	SPLOST Referendum Budget	Budget Authorized			Actual Expenditures			Available Balance			Current Estimate at Completion (EAC)	SPLOST Referendum Balance
		SPLOST	Other Sources	Total	SPLOST	Other Sources	Total	SPLOST	Other Sources	Total		
1A.4.1 Rockbridge Road Roadway Stabilization		\$1,000,000	\$0	\$1,000,000	\$1,000,000		\$1,000,000	\$0		\$0	\$1,000,000	
1.1.1.5 1A.5 - 2019 LMIG Resurfacing		\$7,438,037	\$4,116,632	\$11,554,669	\$7,438,037	\$4,116,632	\$11,554,669	\$0	\$0	\$0	\$11,478,414	
1A.5 2019 LMIG Resurfacing		\$7,438,037	\$4,116,632	\$11,554,669	\$7,438,037	\$4,116,632	\$11,554,669	\$0	\$0	\$0	\$11,478,414	
1A.5.1 2019 LMIG Resurfacing		\$0	\$0	\$0								
1.1.1.8 1A.8 - Advance Patching / Pothole Repair		\$500,000	\$0	\$500,000	\$342,542		\$342,542	\$157,458	\$0	\$157,458	\$500,000	
1A.8 Advance Patching / Pothole Repair	\$500,000	\$500,000	\$0	\$500,000	\$342,542		\$342,542	\$157,458		\$157,458	\$500,000	\$0
1A.8.1 Advance Patching / Pothole Repair (A) A&S		\$166,667	\$0	\$166,667	\$142,550		\$142,550	\$24,117		\$24,117	\$166,667	
1A.8.2 Advance Patching / Pothole Repair (B) Greenway One		\$166,667	\$0	\$166,667	\$55,761		\$55,761	\$110,906		\$110,906	\$166,667	
1A.8.3 Advance Patching / Pothole Repair (C) HEH Paving		\$166,666	\$0	\$166,666	\$144,231		\$144,231	\$22,435		\$22,435	\$166,666	
1.1.1.9 1A.9 - 2020 LMIG Resurfacing		\$7,271,113	\$4,204,862	\$11,475,975	\$7,271,113	\$4,204,862	\$11,475,975	\$0	\$0	\$0	\$9,422,061	
1A.9 2020 LMIG Resurfacing		\$7,271,113	\$4,204,862	\$11,475,975	\$7,271,113	\$4,204,862	\$11,475,975	\$0	\$0	\$0	\$9,422,061	
1A.9.1 2020 LMIG Resurfacing		\$0	\$0	\$0								
1.1.1.10 1A.10 - 2021 LMIG Resurfacing		\$11,041,777	\$3,861,331	\$14,903,108	\$797,727	\$347,360	\$1,145,086	\$10,244,050	\$3,513,972	\$13,758,022		
1A.10 2021 LMIG Resurfacing		\$11,041,777	\$3,861,331	\$14,903,108	\$797,727	\$347,360	\$1,145,086	\$10,244,050	\$3,513,972	\$13,758,022		
1.1.1.11 1A.11 - 2022 LMIG Resurfacing		\$19,764,564	\$4,007,456	\$23,772,020	\$3,669,579	\$744,043	\$4,413,622	\$16,094,984	\$3,263,414	\$19,358,398		
1A.11 2022 LMIG Resurfacing		\$19,764,564	\$4,007,456	\$23,772,020	\$3,669,579	\$744,043	\$4,413,622	\$16,094,984	\$3,263,414	\$19,358,398		
1.1.1.12 1A.12 - 2023 LMIG Resurfacing		\$8,500,000	\$4,084,946	\$12,584,946				\$8,500,000	\$4,084,946	\$12,584,946		
1A.12 2023 LMIG Resurfacing		\$8,500,000	\$4,084,946	\$12,584,946				\$8,500,000	\$4,084,946	\$12,584,946		

* Actual Expenditures are based on submitted invoices

	SPLOST Referendum Budget	Budget Authorized			Actual Expenditures			Available Balance			Current Estimate at Completion (EAC)	SPLOST Referendum Balance
		SPLOST	Other Sources	Total	SPLOST	Other Sources	Total	SPLOST	Other Sources	Total		
1.1.2 1B - Federal and State Transportation Project Matching Funds for Transportation Purposes	\$25,550,000	\$25,692,587	\$16,225,964	\$41,918,551	\$6,139,365	\$8,543,831	\$14,683,196	\$19,553,222	\$7,682,133	\$27,235,355	\$21,921,237	(\$142,587)
1B.1.1 Utility Work on Rockbridge Rd 20% Match		\$75,576	\$0	\$75,576	\$75,576		\$75,576	\$0		\$0	\$75,576	
1B.1.2 Rockbridge Road Stormwater Pond Retrofit		\$175,000	\$175,000	\$350,000		\$174,472	\$174,472	\$175,000	\$528	\$175,528	\$350,000	
1B.1.4 Rockbridge Road Streetscape		\$2,417,186	\$2,744,082	\$5,161,267	\$443,521	\$2,090,098	\$2,533,619	\$1,973,665	\$653,983	\$2,627,648	\$3,458,872	
1.1.2.1 1B.1 - Rockbridge Road from Allgood Rd to Rowland Rd											\$3,884,447	
1B.1 Rockbridge Road from Allgood Rd to Rowland Rd	\$901,451	\$2,667,761	\$2,919,082	\$5,586,843	\$519,097	\$2,264,570	\$2,783,667	\$2,148,665	\$654,511	\$2,803,176	\$3,884,447	(\$1,766,310)
1.1.2.2 1B.2 - Flat Shoals, Henderson, Salem Roads Sidewalks		\$3,208,258	\$4,276,145	\$7,484,403	\$2,928,611	\$3,971,399	\$6,900,011	\$279,646	\$304,746	\$584,392	\$6,073,843	
1B.2 Flat Shoals, Henderson, Salem Roads Sidewalks		\$3,208,258	\$4,276,145	\$7,484,403	\$2,928,611	\$3,971,399	\$6,900,011	\$279,646	\$304,746	\$584,392	\$6,073,843	
1.1.2.3 1B.3 - South River Trail Phase 5		\$1,991,206	\$1,820,000	\$3,811,206	\$1,991,206	\$1,820,000	\$3,811,206	\$0	\$0	\$0	\$3,885,998	
1B.3 South River Trail Phase 5 (Michelle Obama Trail)		\$1,991,206	\$1,820,000	\$3,811,206	\$1,991,206	\$1,820,000	\$3,811,206	\$0	\$0	\$0	\$3,885,998	
1.1.2.4 1B.4 - A/E Services for Transportation (On-Call)		\$1,105,200	\$25,986	\$1,131,186	\$253,756		\$253,756	\$851,444	\$25,986	\$877,430	\$1,105,200	
1B.4 A/E Services for Transportation (On-Call)	\$1,105,200	\$1,105,200	\$25,986	\$1,131,186	\$253,756		\$253,756	\$851,444	\$25,986	\$877,430	\$1,105,200	\$0
1.1.2.4.1 1B.4.1 Kensington Trail Phase 1 - Concept Design		\$1,091,625	\$0	\$1,091,625	\$244,964		\$244,964	\$846,661	\$0	\$846,661		

	SPLOST Referendum Budget	Budget Authorized			Actual Expenditures			Available Balance			Current Estimate at Completion (EAC)	SPLOST Referendum Balance
		SPLOST	Other Sources	Total	SPLOST	Other Sources	Total	SPLOST	Other Sources	Total		
1B.4.1 1B.4.1 Kensington Trail Phase 1 - Concept Design		\$1,091,625	\$0	\$1,091,625	\$244,964		\$244,964	\$846,661		\$846,661	\$306,190	
1.1.2.4.2 1B.4.2 - DeKalb Quiet Zone CSX Crossing		\$13,575	\$25,986	\$39,560	\$8,792		\$8,792	\$4,783	\$25,986	\$30,768		
1B.4.2 1B.4.2 DeKalb Avenue Quiet Zone CSX Crossing		\$13,575	\$25,986	\$39,560	\$8,792		\$8,792	\$4,783	\$25,986	\$30,768		
1.1.2.5 1B.5 - North Druid Hills Road/Valley Brook Road Corridor		\$154,000	\$320,000	\$474,000	\$52,420	\$175,280	\$227,700	\$101,580	\$144,720	\$246,300	\$445,000	
1B.5 North Druid Hills Road/Valley Brook Road Corridor Study		\$154,000	\$320,000	\$474,000	\$52,420	\$175,280	\$227,700	\$101,580	\$144,720	\$246,300	\$445,000	
1.1.2.6 1B.6 - South River Trail Extension		\$160,000	\$640,000	\$800,000				\$160,000	\$640,000	\$800,000	\$800,000	
1B.6 South River Trail Extension Phase VI (Crestdale Circle to near Boulder Walk Drive)		\$160,000	\$640,000	\$800,000				\$160,000	\$640,000	\$800,000	\$800,000	
1.1.2.7 1B.7 - East Rock Springs Road Roundabout		\$325,000	\$400,000	\$725,000	\$103,344		\$103,344	\$221,656	\$400,000	\$621,656		
1B.7 East Rock Springs Road Roundabout		\$325,000	\$400,000	\$725,000	\$103,344		\$103,344	\$221,656	\$400,000	\$621,656		
1.1.2.8 1B.8 - 2021 LMIG Pavement Marking Safety Upgrades		\$175,000	\$175,255	\$350,255	\$129,212	\$168,085	\$297,297	\$45,788	\$7,170	\$52,958	\$350,255	
1B.8 2021 LMIG Pavement Marking Safety Upgrades		\$175,000	\$175,255	\$350,255	\$129,212	\$168,085	\$297,297	\$45,788	\$7,170	\$52,958	\$350,255	
1B.8.1 Cedar Grove Road Pavement Marking Safety Upgrades		\$0	\$0	\$0								
1B.8.10 Wesley Chapel Road Pavement Marking Safety Upgrades		\$0	\$0	\$0								



	SPLOST Referendum Budget	Budget Authorized			Actual Expenditures			Available Balance			Current Estimate at Completion (EAC)	SPLOST Referendum Balance
		SPLOST	Other Sources	Total	SPLOST	Other Sources	Total	SPLOST	Other Sources	Total		
1B.8.11 Bouldercrest Road Pavement Marking Safety Upgrades		\$0	\$0	\$0								
1B.8.12 East Conley Road Pavement Marking Safety Upgrades		\$0	\$0	\$0								
1B.8.13 Northern Avenue Pavement Marking Safety Upgrades		\$0	\$0	\$0								
1B.8.2 Chamblee Tucker Road Pavement Marking Safety Upgrades		\$0	\$0	\$0								
1B.8.3 Henrico Road Pavement Marking Safety Upgrades		\$0	\$0	\$0								
1B.8.4 Moore Road Pavement Marking Safety Upgrades		\$0	\$0	\$0								
1B.8.5 Pleasantdale Road Pavement Marking Safety Upgrades		\$0	\$0	\$0								
1B.8.6 Pleasant Hill Road Pavement Marking Safety Upgrades		\$0	\$0	\$0								
1B.8.7 Rockbridge Road Pavement Marking Safety Upgrades		\$0	\$0	\$0								
1B.8.8 South Deshon Road Pavement Marking Safety Upgrades		\$0	\$0	\$0								
1B.8.9 Stephenson Road Pavement Marking Safety Upgrades		\$0	\$0	\$0								

	SPLOST Referendum Budget	Budget Authorized			Actual Expenditures			Available Balance			Current Estimate at Completion (EAC)	SPLOST Referendum Balance
		SPLOST	Other Sources	Total	SPLOST	Other Sources	Total	SPLOST	Other Sources	Total		
1.1.2.9 1B.9 - Constitution Road Freight Corridor Operational and Safety Improvements - Phase 1		\$3,614,622	\$1,200,000	\$4,814,622				\$3,614,622	\$1,200,000	\$4,814,622		
1B.9 Constitution Road Freight Corridor Operational and Safety Improvements - Phase 1		\$3,614,622	\$1,200,000	\$4,814,622				\$3,614,622	\$1,200,000	\$4,814,622		
1.1.2.10 1B.10 - North Druid Hills Road at CSX Railroad Bridge Replacement Design		\$180,000	\$720,000	\$900,000				\$180,000	\$720,000	\$900,000		
1B.10 North Druid Hills Road at CSX Railroad Bridge Replacement		\$180,000	\$720,000	\$900,000				\$180,000	\$720,000	\$900,000		
1.1.2.11 1B.11 - Panola Road Improvements		\$4,837,500	\$144,497	\$4,981,997	\$124,374	\$144,497	\$268,871	\$4,713,126	\$0	\$4,713,126	\$4,926,493	
1B.11 Panola Road Improvements		\$4,837,500	\$144,497	\$4,981,997	\$124,374	\$144,497	\$268,871	\$4,713,126	\$0	\$4,713,126	\$4,926,493	
1.1.2.12 1B.12 - South River Trail Extension (Waldrop Rd to MLK HS) Study		\$50,000	\$200,000	\$250,000				\$50,000	\$200,000	\$250,000	\$50,000	
1B.12 South River Trail Extension (Waldrop Rd to MLK HS) Study		\$50,000	\$200,000	\$250,000				\$50,000	\$200,000	\$250,000	\$50,000	
1.1.2.13 1B.13 - Redan Road Safety and Operations Improvements Study		\$80,000	\$320,000	\$400,000				\$80,000	\$320,000	\$400,000	\$400,000	
1B.13 Redan Road Safety and Operations Improvements Study		\$80,000	\$320,000	\$400,000				\$80,000	\$320,000	\$400,000	\$400,000	
1.1.2.14 1B.14 - Orion Drive Bridge Upgrade/Replacement		\$150,000	\$500,000	\$650,000	\$37,345		\$37,345	\$112,655	\$500,000	\$612,655		
1B.14 Orion Drive Bridge Upgrade / Replacement		\$150,000	\$500,000	\$650,000	\$37,345		\$37,345	\$112,655	\$500,000	\$612,655		

	SPLOST Referendum Budget	Budget Authorized			Actual Expenditures			Available Balance			Current Estimate at Completion (EAC)	SPLOST Referendum Balance
		SPLOST	Other Sources	Total	SPLOST	Other Sources	Total	SPLOST	Other Sources	Total		
1.1.2.15 1B.15 - Cedar Grove Bridge Replacement (Funding)		\$6,444,040	\$935,000	\$7,379,040				\$6,444,040	\$935,000	\$7,379,040		
1B.15 Cedar Grove Bridge Replacement		\$6,444,040	\$935,000	\$7,379,040				\$6,444,040	\$935,000	\$7,379,040		
1.1.2.16 1B.16 - Pleasantdale Road Pedestrian Improvements Design		\$150,000	\$600,000	\$750,000				\$150,000	\$600,000	\$750,000		
1B.16 Pleasantdale Road Pedestrian Improvements Design		\$150,000	\$600,000	\$750,000				\$150,000	\$600,000	\$750,000		
1.1.2.17 1B.17 - Flat Shoals Parkway Sidewalk Design		\$200,000	\$800,000	\$1,000,000				\$200,000	\$800,000	\$1,000,000		
1B.17 Flat Shoals Parkway Sidewalk Design		\$200,000	\$800,000	\$1,000,000				\$200,000	\$800,000	\$1,000,000		
1.1.2.18 1B.18 - 2023 LMIG Pavement Marking Safety Upgrades		\$200,000	\$230,000	\$430,000				\$200,000	\$230,000	\$430,000		
1B.18 2023 LMIG Pavement Marking Safety Upgrades		\$200,000	\$230,000	\$430,000				\$200,000	\$230,000	\$430,000		
1B.18.1 North Hairston Road		\$0	\$0	\$0								
1B.18.2 Shallowford Road		\$0	\$0	\$0								
1B.18.3 South Stone Mountain Lithonia Rd		\$0	\$0	\$0								
1B.18.4 Wesley Chapel Road		\$0	\$0	\$0								
1.1.3 1C - Pedestrian Improvements	\$14,450,000	\$6,249,300	\$300,000	\$6,549,300	\$1,738,597		\$1,738,597	\$4,510,703	\$300,000	\$4,810,703	\$1,448,968	\$8,200,699
1C Pedestrian Improvements		\$3,000,000	\$300,000	\$3,300,000				\$3,000,000	\$300,000	\$3,300,000		
1.1.3.1 1C.1 - Pedestrian Improvements Phase 1 and Phase 2		\$1,000,000	\$0	\$1,000,000	\$858,137		\$858,137	\$141,863	\$0	\$141,863	\$1,000,000	



	SPLOST Referendum Budget	Budget Authorized			Actual Expenditures			Available Balance			Current Estimate at Completion (EAC)	SPLOST Referendum Balance
		SPLOST	Other Sources	Total	SPLOST	Other Sources	Total	SPLOST	Other Sources	Total		
1C.1 Pedestrian Improvements (Ph. 1 and 2)	\$14,450,000	\$1,000,000	\$0	\$1,000,000	\$858,137		\$858,137	\$141,863		\$141,863	\$1,000,000	\$13,450,000
1C.1.1 Phase One Pedestrian Improvements (A) Autaco		\$288,123	\$0	\$288,123	\$288,123		\$288,123	\$0		\$0	\$265,471	
1C.1.2 Phase One Pedestrian Improvements (B) SD&C		\$148,915	\$0	\$148,915	\$148,915		\$148,915	\$0		\$0	\$278,458	
1C.1.3 Phase Two Pedestrian Improvements (A) Autaco		\$205,840	\$0	\$205,840	\$197,282		\$197,282	\$8,558		\$8,558		
1C.1.4 Phase Two Pedestrian Improvements (B) SD&C		\$255,411	\$0	\$255,411	\$223,817		\$223,817	\$31,594		\$31,594		
1C.1.99 Pedestrian Improvements Unallocated		\$101,711	\$0	\$101,711				\$101,711		\$101,711	\$456,071	
1.1.3.3 1C.3 - South Fork Peachtree Creek Trail/Old Clairmont Road		\$20,720	\$0	\$20,720	\$20,720		\$20,720	\$0	\$0	\$0	\$20,720	
1C.3 South Fork Peachtree Creek Trail/Old Clairmont Road		\$20,720	\$0	\$20,720	\$20,720		\$20,720	\$0		\$0	\$20,720	
1.1.3.4 1C.4 - A/E Services for Transportation (On- Call)		\$625,200	\$0	\$625,200	\$208,894		\$208,894	\$416,306	\$0	\$416,306		
1C.4 A/E Services for Transportation (On- Call)	\$625,200	\$625,200	\$0	\$625,200	\$208,894		\$208,894	\$416,306		\$416,306		\$0
1.1.3.4.1 1C.4.1 GDOT Off-System Safety Improvements at 11 Locations		\$93,330	\$0	\$93,330	\$87,130		\$87,130	\$6,200	\$0	\$6,200		
1C.4.1 GDOT Off- System Safety Improvements at 11 Locations		\$93,330	\$0	\$93,330	\$87,130		\$87,130	\$6,200		\$6,200		

	SPLOST Referendum Budget	Budget Authorized			Actual Expenditures			Available Balance			Current Estimate at Completion (EAC)	SPLOST Referendum Balance
		SPLOST	Other Sources	Total	SPLOST	Other Sources	Total	SPLOST	Other Sources	Total		
1.1.3.4.2 1C.4.2 Snapfinger Woods Drive Sidewalk Concept		\$205,900	\$0	\$205,900	\$100,108		\$100,108	\$105,793	\$0	\$105,793		
1C.4.2 Snapfinger Woods Drive Sidewalk Concept Alternatives		\$205,900	\$0	\$205,900	\$100,108		\$100,108	\$105,793		\$105,793		
1.1.3.4.3 1C.4.3 Pedestrian Crossings at Three Locations (Central Dr, Indian Creek Way, Redan Rd)		\$34,680	\$0	\$34,680	\$21,657		\$21,657	\$13,023	\$0	\$13,023		
1C.4.3 Pedestrian Crossings at Three Locations (Central Dr, Indian Creek Way, Redan Rd)		\$34,680	\$0	\$34,680	\$21,657		\$21,657	\$13,023		\$13,023		
1.1.3.4.99 1C.4.99 A/E Services for Transportation Unallocated		\$291,290	\$0	\$291,290				\$291,290	\$0	\$291,290		
1C.4.99 A/E Services for Transportation Unallocated		\$291,290	\$0	\$291,290				\$291,290		\$291,290		
1.1.3.5 1C.5 - Glenwood Road Sidewalk Phase 3		\$1,078,248	\$0	\$1,078,248	\$321,459		\$321,459	\$756,789	\$0	\$756,789	\$278,248	
1C.5 Glenwood Road Sidewalk Ph. 3		\$1,078,248	\$0	\$1,078,248	\$321,459		\$321,459	\$756,789		\$756,789	\$278,248	
1.1.3.6 1C.6 McAfee Road Sidewalk		\$525,132	\$0	\$525,132	\$329,387		\$329,387	\$195,745	\$0	\$195,745	\$150,000	
1C.6 McAfee Road Sidewalk		\$525,132	\$0	\$525,132	\$329,387		\$329,387	\$195,745		\$195,745	\$150,000	
1.1.4 1D - Transportation Enhancements	\$9,000,000	\$1,861,601	\$0	\$1,861,601	\$1,151,904		\$1,151,904	\$709,696	\$0	\$709,696	\$683,870	\$7,138,399
1D.1 N. Clarendon at East Ponce Railroad Pre-emption		\$0	\$0	\$0								
1D.2 TDB		\$0	\$0	\$0								
1.1.4.3 1D.3 - A/E Services for Transportation (On- Call)		\$389,400	\$0	\$389,400	\$277,452		\$277,452	\$111,948	\$0	\$111,948		

	SPLOST Referendum Budget	Budget Authorized			Actual Expenditures			Available Balance			Current Estimate at Completion (EAC)	SPLOST Referendum Balance
		SPLOST	Other Sources	Total	SPLOST	Other Sources	Total	SPLOST	Other Sources	Total		
1D.3 A/E Services for Transportation (On- Call)	\$389,400	\$389,400	\$0	\$389,400	\$277,452		\$277,452	\$111,948		\$111,948		\$0
1D.3.99 1D.3.99 A/E Services for Transportation (On- Call) Unallocated		\$65,292	\$0	\$65,292				\$65,292		\$65,292		
1.1.4.3.1 1D.3.1 Stewart Mill Rd at Bermuda Rd Roundabout Design		\$258,408	\$0	\$258,408	\$258,408		\$258,408	\$0	\$0	\$0		
1D.3.1 Stewart Mill Rd at Bermuda Rd Roundabout Design		\$258,408	\$0	\$258,408	\$258,408		\$258,408	\$0		\$0		
1.1.4.3.2 1D.3.2 Rockbridge Road Mini Roundabout Concept		\$65,700	\$0	\$65,700	\$19,044		\$19,044	\$46,656	\$0	\$46,656		
1D.3.2 Rockbridge Road Mini Roundabout Concept		\$65,700	\$0	\$65,700	\$19,044		\$19,044	\$46,656		\$46,656		
1.1.4.4 1D.4 Cedar Grove Bridge Detour Route Improvements		\$245,000	\$0	\$245,000	\$230,247		\$230,247	\$14,753	\$0	\$14,753		
1D.4 Cedar Grove Road Bridge Detour Route Improvements		\$245,000	\$0	\$245,000	\$230,247		\$230,247	\$14,753		\$14,753		
1.1.4.5 1D.5 North Decatur Road Improvements		\$1,227,201	\$0	\$1,227,201	\$644,205		\$644,205	\$582,996	\$0	\$582,996	\$683,870	
1D.5 North Decatur Road Improvements		\$1,227,201	\$0	\$1,227,201	\$644,205		\$644,205	\$582,996		\$582,996	\$683,870	
1.1.5 1E - Multi Use Trails	\$7,000,000	\$2,833,400	\$0	\$2,833,400	\$63,130		\$63,130	\$2,770,270	\$0	\$2,770,270	\$2,530,700	\$4,166,599
1E.2 North Fork Peachtree Creek Trail Alignment Study		\$0	\$0	\$0								
1E.3 South River Trail Connection		\$0	\$0	\$0								
1E.4 Ready Mix Concrete for Multi Use Trails		\$0	\$0	\$0								
1.1.5.1 1E.1 - South Peachtree Creek Trail Feasibility Study		\$30,700	\$0	\$30,700	\$29,535		\$29,535	\$1,165	\$0	\$1,165	\$30,700	

	SPLOST Referendum Budget	Budget Authorized			Actual Expenditures			Available Balance			Current Estimate at Completion (EAC)	SPLOST Referendum Balance
		SPLOST	Other Sources	Total	SPLOST	Other Sources	Total	SPLOST	Other Sources	Total		
1E.1 South Peachtree Creek Trail Feasibility Study		\$30,700	\$0	\$30,700	\$29,535		\$29,535	\$1,165		\$1,165	\$30,700	
1.1.5.5 1E.5 - A/E Services for Transportation (On- Call)		\$302,700	\$0	\$302,700	\$12,470		\$12,470	\$290,230	\$0	\$290,230		
1E.5 A/E Services for Transportation (On- Call)	\$302,700	\$302,700	\$0	\$302,700	\$12,470		\$12,470	\$290,230		\$290,230		\$0
1.1.5.6 1E.6 - Old Castle Multi-Use Trail		\$2,500,000	\$0	\$2,500,000	\$21,125		\$21,125	\$2,478,875	\$0	\$2,478,875	\$2,500,000	
1E.6 Old Castle Multi-Use Trail (S. River Trail Phase 7)		\$2,500,000	\$0	\$2,500,000	\$21,125		\$21,125	\$2,478,875		\$2,478,875	\$2,500,000	
1.1.6 1F - Bridge Repairs and Improvements	\$7,000,000	\$7,000,000	\$32,300	\$7,032,300	\$328,696	\$32,300	\$360,996	\$6,671,304	\$0	\$6,671,304	\$2,709,309	\$0
1F.1 Park Drive Bridge Replacement		\$0	\$0	\$0							\$144,030	
1F.2 Panthersville Road Bridge Repair		\$0	\$0	\$0							\$255,800	
1F.3 Waldrop Road Bridge Repair		\$0	\$0	\$0							\$1,231,879	
1F.4 Presidential Drive Bridge Repair		\$0	\$0	\$0							\$237,600	
1F.5 Rainbow Drive Bridge Repair		\$0	\$0	\$0							\$840,000	
1.1.6.6 1F.6 - A/E Services for Transportation (On- Call)		\$302,700	\$32,300	\$335,000	\$293,938	\$32,300	\$326,238	\$8,762	\$0	\$8,762		
1F.6 A/E Services for Transportation (On- Call) (Cedar Grove Bridge Prel. Design)	\$302,700	\$302,700	\$32,300	\$335,000	\$293,938	\$32,300	\$326,238	\$8,762	\$0	\$8,762		\$0
1.1.6.7 1F.7 - Cedar Grove Road Bridge Design-Build		\$6,697,300	\$0	\$6,697,300	\$34,758		\$34,758	\$6,662,542	\$0	\$6,662,542		
1F.7 Cedar Grove Road Bridge Design- Build		\$6,697,300	\$0	\$6,697,300	\$34,758		\$34,758	\$6,662,542		\$6,662,542		
1.1.7 1G - Sidewalks to Schools, Transit, and Other Locations	\$4,000,000	\$173,100	\$0	\$173,100				\$173,100	\$0	\$173,100		\$3,826,899

	SPLOST Referendum Budget	Budget Authorized			Actual Expenditures			Available Balance			Current Estimate at Completion (EAC)	SPLOST Referendum Balance
		SPLOST	Other Sources	Total	SPLOST	Other Sources	Total	SPLOST	Other Sources	Total		
1.1.7.2 1G.2 A/E Services for Transportation (On- Call)		\$173,100	\$0	\$173,100				\$173,100	\$0	\$173,100		
1G.2 A/E Services for Transportation (On- Call)	\$173,100	\$173,100	\$0	\$173,100				\$173,100		\$173,100		\$0
1.1.8 1H - Traffic Signal Improvements	\$2,350,000	\$281,422	\$0	\$281,422	\$189,733		\$189,733	\$91,689	\$0	\$91,689	\$101,700	\$2,068,577
1.1.8.2 1H.2 A/E Services for Transportation (On- Call)		\$101,700	\$0	\$101,700	\$18,224		\$18,224	\$83,476	\$0	\$83,476	\$101,700	
1H.2 A/E Services for Transportation (On- Call)	\$101,700	\$101,700	\$0	\$101,700	\$18,224		\$18,224	\$83,476		\$83,476	\$101,700	\$0
1.1.8.2.1 1H.2.1 DeKalb Industrial Way at Milscott Drive Traffic Signal		\$17,730	\$0	\$17,730	\$14,617		\$14,617	\$3,113	\$0	\$3,113		
1H.2.1 1H.2.1 DeKalb Industrial Way at Milscott Drive Traffic Signal Design		\$17,730	\$0	\$17,730	\$14,617		\$14,617	\$3,113		\$3,113	\$13,430	
1.1.8.2.2 1H2.2 North Decatur at Parkdale Drive - Traffic Signal and PHB		\$28,965	\$0	\$28,965	\$3,607		\$3,607	\$25,358	\$0	\$25,358		
1H.2.2 1H2.2 North Decatur Rd at Parkdale Dr - Traffic Signal and PHB		\$28,965	\$0	\$28,965	\$3,607		\$3,607	\$25,358		\$25,358		
1.1.8.2.99 1H.2.99 A/E Services for Transportation (On- Call) Unallocated		\$55,005	\$0	\$55,005				\$55,005	\$0	\$55,005		
1H.2.99 1H.2.99 A/E Services for Transportation (On- Call) Unallocated		\$55,005	\$0	\$55,005				\$55,005		\$55,005		
1.1.8.3 1H.3 Pleasantdale Road Pedestrian Crossing Improvements		\$179,722	\$0	\$179,722	\$171,509		\$171,509	\$8,213	\$0	\$8,213		

	SPLOST Referendum Budget	Budget Authorized			Actual Expenditures			Available Balance			Current Estimate at Completion (EAC)	SPLOST Referendum Balance
		SPLOST	Other Sources	Total	SPLOST	Other Sources	Total	SPLOST	Other Sources	Total		
1H.3 Pleasantdale Road Pedestrian Crossing Improvements		\$179,722	\$0	\$179,722	\$171,509		\$171,509	\$8,213		\$8,213		
1.1.9 1I - Community Improvement District Matching Funds for Transportation Purposes	\$1,500,000	\$0	\$0	\$0				\$0	\$0	\$0		\$1,500,000
1I Community Improvement (District Matching Funds for Transportation Purposes)	\$1,500,000	\$0	\$0	\$0								\$1,500,000
1.1.10 1J - Corridor Beautification	\$1,250,000	\$895,000	\$0	\$895,000	\$895,000		\$895,000	\$0	\$0	\$0	\$895,000	\$355,000
1J Corridor Beautification	\$1,250,000	\$0	\$0	\$0								\$1,250,000
1.1.10.5 1J.5 - Three Bridges over I-285 (Glenwood Rd, Covington Hwy, and Redwing Circle)		\$895,000	\$0	\$895,000	\$895,000		\$895,000	\$0	\$0	\$0	\$895,000	
1J.5 GDOT Bridges over I-285 (Glenwood Rd, Covington Hwy, Redwing Cr)		\$895,000	\$0	\$895,000	\$895,000		\$895,000	\$0		\$0	\$895,000	
1.1.11 1K - Public Transportation Shelters	\$150,000	\$0	\$0	\$0				\$0	\$0	\$0		\$150,000
1K Public Transportation Shelters	\$150,000	\$0	\$0	\$0								\$150,000
1.1.12 1L - Transportation Project Management	\$9,701,074	\$9,701,074	\$0	\$9,701,074	\$9,510,483		\$9,510,483	\$190,591	\$0	\$190,591	\$9,701,074	\$0
1L Transportation Program Management	\$9,701,074	\$9,701,074	\$0	\$9,701,074	\$9,510,483		\$9,510,483	\$190,591		\$190,591	\$9,701,074	\$0
1L.1 Work Authorization 1 ATC PM Core Services 2018		\$772,279	\$0	\$772,279	\$772,279		\$772,279	\$0		\$0	\$772,420	



Monthly Progress Report August 2023

	SPLOST Referendum Budget	Budget Authorized			Actual Expenditures			Available Balance			Current Estimate at Completion (EAC)	SPLOST Referendum Balance
		SPLOST	Other Sources	Total	SPLOST	Other Sources	Total	SPLOST	Other Sources	Total		
1L.10 Work Authorization 8 ATC CEI Services 1B.1.2 Rockbridge Road Water/Sewer Improvements		\$64,900	\$0	\$64,900	\$62,000		\$62,000	\$2,900		\$2,900	\$32,900	
1L.11 Work Authorization 12 ATC CE/Management Services 1C.1 Pedestrian Improvements		\$62,401	\$0	\$62,401	\$47,550		\$47,550	\$14,850		\$14,850		
1L.12 Work Authorization 13 ATC PM Core Services 2021		\$2,324,106	\$0	\$2,324,106	\$2,324,073		\$2,324,073	\$33		\$33		
1L.13 Work Authorization 14 ATC CEI Services 1A.9 2020 LMIG Resurfacing		\$657,818	\$0	\$657,818	\$512,184		\$512,184	\$145,634		\$145,634		
1L.14 CO#1 Work Authorization 18 ATC PM Core Services 2023		\$0	\$0	\$0								
1L.15 CO#1 Work Authorization 19 ATC CEI Services 1A.10 2021 LMIG Resurfacing		\$0	\$0	\$0								
1L.16 Work Authorization 20 ATC CEI Services 1A.3 Phase 2 Resurfacing		\$0	\$0	\$0							\$3,350,790	
1L.17 Work Authorization 21 ATC CEI Services 1A.11 2022 LMIG Resurfacing		\$0	\$0	\$0								
1L.2 Work Authorization 2 ATC CEI Services 1A.1 2018 LMIG Resurfacing		\$271,857	\$0	\$271,857	\$271,857		\$271,857	\$0		\$0	\$309,780	

* Actual Expenditures are based on submitted invoices



Monthly Progress Report August 2023

	SPLOST Referendum Budget	Budget Authorized			Actual Expenditures			Available Balance			Current Estimate at Completion (EAC)	SPLOST Referendum Balance
		SPLOST	Other Sources	Total	SPLOST	Other Sources	Total	SPLOST	Other Sources	Total		
1L.3 Work Authorization 3 ATC CEI Services 1A.2 Phase 1 SPLOST Resurfacing (ABC)		\$1,131,944	\$0	\$1,131,944	\$1,131,944		\$1,131,944	\$0		\$0	\$1,132,000	
1L.4 Work Authorization 4 ATC PM Core Services 2019		\$970,483	\$0	\$970,483	\$970,483		\$970,483	\$0		\$0	\$970,483	
1L.5 Work Authorization 6 ATC CEI Services 1B.2 Flat Shoals, Henderson, Salem Sidewalks		\$693,896	\$0	\$693,896	\$666,739		\$666,739	\$27,157		\$27,157	\$353,500	
1L.6 Work Authorization 9 ATC CEI Services 1B.3 South River Trail Phase V		\$9,547	\$0	\$9,547	\$9,547		\$9,547	\$0		\$0	\$70,457	
1L.7 Work Authorization 10 ATC PM Core Services 2020		\$1,967,967	\$0	\$1,967,967	\$1,967,967		\$1,967,967	\$0		\$0	\$1,968,028	
1L.8 Work Authorization 11 ATC CEI Services 1A.5 2019 LMIG Resurfacing		\$441,070	\$0	\$441,070	\$441,070		\$441,070	\$0		\$0	\$573,921	
1L.9 Work Authorization 7 ATC CEI Services 1B.1.4 Rockbridge Road Streetscape		\$332,807	\$0	\$332,807	\$332,791		\$332,791	\$17		\$17	\$166,795	
1.1.13 1M - Commission District Transportation Projects	\$7,056,673	\$3,463,899	\$0	\$3,463,899	\$627,433		\$627,433	\$2,836,466	\$0	\$2,836,466	\$7,056,673	\$3,592,773
1M Commission District Transportation Projects	\$7,056,673	\$3,463,899	\$0	\$3,463,899	\$627,433		\$627,433	\$2,836,466		\$2,836,466	\$7,056,673	\$3,592,773
1M.1 Commission District 1 Transportation Projects		\$50,000	\$0	\$50,000				\$50,000		\$50,000	\$1,008,096	

* Actual Expenditures are based on submitted invoices

	SPLOST Referendum Budget	Budget Authorized			Actual Expenditures			Available Balance			Current Estimate at Completion (EAC)	SPLOST Referendum Balance
		SPLOST	Other Sources	Total	SPLOST	Other Sources	Total	SPLOST	Other Sources	Total		
1M.2 Commission District 2 Transportation Projects		\$1,008,096	\$0	\$1,008,096				\$1,008,096		\$1,008,096	\$1,008,096	
1M.3 Commission District 3 Transportation Projects		\$930,000	\$0	\$930,000	\$138,542		\$138,542	\$791,458		\$791,458	\$1,008,096	
1M.4 Commission District 4 Transportation Projects		\$475,803	\$0	\$475,803	\$136,706		\$136,706	\$339,097		\$339,097	\$1,008,096	
1M.5 Commission District 5 Transportation Projects		\$0	\$0	\$0							\$1,008,096	
1M.6 Commission District 6 Transportation Projects		\$1,000,000	\$0	\$1,000,000	\$352,185		\$352,185	\$647,815		\$647,815	\$1,008,096	
1M.7 Commission District 7 Transportation Projects		\$0	\$0	\$0							\$1,008,096	
1.2 2 - Public Safety Facilities and Related Capital Equipment	\$84,714,587	\$56,132,703	\$692,285	\$56,824,987	\$21,709,163	\$692,285	\$22,401,447	\$34,423,540	\$0	\$34,423,540	\$51,703,950	\$28,581,884
1.2.1 2A - Replace Existing Fire Station(s) and Construct New Fire Station(s) and Related Capital Equipment	\$41,151,612	\$39,651,808	\$0	\$39,651,808	\$6,368,195		\$6,368,195	\$33,283,613	\$0	\$33,283,613	\$35,273,409	\$1,499,804
2A.1 Fire Station No. 7		\$6,713,456	\$0	\$6,713,456	\$5,879,378		\$5,879,378	\$834,079		\$834,079	\$5,153,409	
2A.2 Fire Station No. 27		\$7,209,602	\$0	\$7,209,602	\$167,383		\$167,383	\$7,042,219		\$7,042,219	\$6,120,000	
2A.3 Fire Station No. 16		\$8,380,000	\$0	\$8,380,000	\$280,000		\$280,000	\$8,100,000		\$8,100,000	\$6,000,000	
2A.4 Fire Station No. 14		\$0	\$0	\$0							\$6,000,000	
2A.5 Fire Station No. 28		\$9,138,750	\$0	\$9,138,750				\$9,138,750		\$9,138,750	\$6,000,000	
2A.6 Fire Station No. 5		\$8,210,000	\$0	\$8,210,000	\$41,435		\$41,435	\$8,168,565		\$8,168,565	\$6,000,000	



Monthly Progress Report August 2023

	SPLOST Referendum Budget	Budget Authorized			Actual Expenditures			Available Balance			Current Estimate at Completion (EAC)	SPLOST Referendum Balance
		SPLOST	Other Sources	Total	SPLOST	Other Sources	Total	SPLOST	Other Sources	Total		
1.2.2 2B - Repair Fire Stations and Related Capital Equipment	\$3,100,000	\$3,100,000	\$0	\$3,100,000	\$2,927,135		\$2,927,135	\$172,865	\$0	\$172,865	\$3,099,640	\$0
2B Repair Fire Stations and Related Capital Equipment	\$3,100,000	\$3,100,000	\$0	\$3,100,000	\$2,927,135		\$2,927,135	\$172,865		\$172,865	\$3,099,640	\$0
2B.1 Roof Maintenance Repair and Replacement at DeKalb County Fire Stations		\$1,136,640	\$0	\$1,136,640	\$1,034,530		\$1,034,530	\$102,110		\$102,110	\$1,136,640	
2B.2 Alerting Systems at DeKalb County Fire Stations		\$1,963,360	\$0	\$1,963,360	\$1,892,605		\$1,892,605	\$70,755		\$70,755		
1.2.3 2C - Upgrade Fire Radio System	\$1,500,000	\$1,500,000	\$0	\$1,500,000	\$1,499,471		\$1,499,471	\$529	\$0	\$529	\$1,500,000	\$0
2C.1 Upgrade Fire Radio System	\$1,500,000	\$1,500,000	\$0	\$1,500,000	\$1,499,471		\$1,499,471	\$529		\$529	\$1,500,000	\$0
1.2.4 2D - Purchase Fire Quick Response Units	\$2,000,000	\$2,000,000	\$0	\$2,000,000	\$1,989,669		\$1,989,669	\$10,331	\$0	\$10,331	\$2,000,000	\$0
2D.1 Purchase Fire Quick Response Units	\$2,000,000	\$2,000,000	\$0	\$2,000,000	\$1,989,669		\$1,989,669	\$10,331		\$10,331	\$2,000,000	\$0
2D.1.1 Purchase and Upfitting of Fire Quick Response Vehicles (10)		\$2,000,000	\$0	\$2,000,000	\$1,989,669		\$1,989,669	\$10,331		\$10,331	\$2,000,000	
1.2.5 2E - Repair and Replace Police Precinct(s) and Public Safety Facility(ies)	\$2,856,675	\$2,854,316	\$0	\$2,854,316	\$2,832,657		\$2,832,657	\$21,660	\$0	\$21,660	\$2,854,316	\$2,358
2E Repair and Replace Police Precincts and Public Safety Facilities		\$2,854,316	\$0	\$2,854,316	\$2,832,657		\$2,832,657	\$21,660		\$21,660	\$2,854,316	
2E.1 Exchange Elevators		\$859,464	\$0	\$859,464	\$859,464		\$859,464	\$0		\$0	\$859,464	
2E.2 Fire Services Training Facility		\$1,994,852	\$0	\$1,994,852	\$1,973,193		\$1,973,193	\$21,660		\$21,660	\$1,994,852	
1.2.6 2F - Police Vehicles	\$5,606,300	\$5,606,300	\$692,285	\$6,298,585	\$5,598,745	\$692,285	\$6,291,029	\$7,555	\$0	\$7,555	\$6,298,585	\$0
2F.1 Police Vehicles	\$5,606,300	\$5,606,300	\$692,285	\$6,298,585	\$5,598,745	\$692,285	\$6,291,029	\$7,555	\$0	\$7,555	\$6,298,585	\$0
1.2.7 2G - Repair or Replace Bobby Burgess Building	\$27,300,000	\$1,420,279	\$0	\$1,420,279	\$493,291		\$493,291	\$926,988	\$0	\$926,988	\$678,000	\$25,879,721

* Actual Expenditures are based on submitted invoices



Monthly Progress Report August 2023

	SPLOST Referendum Budget	Budget Authorized			Actual Expenditures			Available Balance			Current Estimate at Completion (EAC)	SPLOST Referendum Balance
		SPLOST	Other Sources	Total	SPLOST	Other Sources	Total	SPLOST	Other Sources	Total		
2G.1 Bobby Burgess Building A&E Needs Assessment		\$0	\$0	\$0								
1.2.7.2 2G.2 Bobby Burgess Evidence Storage Facility		\$1,420,279	\$0	\$1,420,279	\$493,291		\$493,291	\$926,988	\$0	\$926,988	\$678,000	
2G.2 Bobby Burgess Evidence Storage Facility		\$1,420,279	\$0	\$1,420,279	\$493,291		\$493,291	\$926,988		\$926,988	\$678,000	
1.2.8 2H - Planning and Design for Public Safety Training Facility	\$1,200,000	\$0	\$0	\$0				\$0	\$0	\$0		\$1,200,000
2H.1 Planning and Design for Public Safety Training Facility		\$0	\$0	\$0								
1.3 3 - Repair of Capital Outlay Projects	\$57,250,000	\$51,607,182	\$6,721,296	\$58,328,478	\$21,407,882	\$5,163,695	\$26,571,577	\$30,199,301	\$1,557,600	\$31,756,901	\$25,559,421	\$5,642,817
1.3.1 3-1 - Parks and Recreation Repairs	\$37,250,000	\$32,735,119	\$6,299,531	\$39,034,650	\$14,935,357	\$5,163,695	\$20,099,053	\$17,799,761	\$1,135,836	\$18,935,597	\$20,367,273	\$4,514,881
1.3.1.1 3A - Athletic Fields	\$11,650,000	\$11,168,869	\$1,500,000	\$12,668,869	\$4,676,146	\$1,500,000	\$6,176,146	\$6,492,723	\$0	\$6,492,723	\$4,207,998	\$481,131
3A Athletic Fields	\$11,650,000	\$0	\$0	\$0								\$11,650,000
3A.10 A/E Services for DeKalb County Athletic Fields		\$58,500	\$0	\$58,500				\$58,500		\$58,500	\$200,000	
3A.4 Truelove Park Athletic Fields		\$0	\$0	\$0								
3A.6 Redan Park Athletic Fields		\$0	\$0	\$0								
3A.8 Hamilton Park Athletic Fields		\$0	\$0	\$0								
3A.9 Rock Chapel Park Athletic Fields		\$0	\$0	\$0								
1.3.1.1.11 3A.11 Gresham Park Baseball Fields Renovation		\$2,500,000	\$1,500,000	\$4,000,000	\$2,216,848	\$1,500,000	\$3,716,848	\$283,152	\$0	\$283,152	\$4,007,998	
3A.11 Gresham Park Baseball Fields Renovation		\$2,500,000	\$1,500,000	\$4,000,000	\$2,216,848	\$1,500,000	\$3,716,848	\$283,152	\$0	\$283,152	\$4,007,998	

* Actual Expenditures are based on submitted invoices

	SPLOST Referendum Budget	Budget Authorized			Actual Expenditures			Available Balance			Current Estimate at Completion (EAC)	SPLOST Referendum Balance
		SPLOST	Other Sources	Total	SPLOST	Other Sources	Total	SPLOST	Other Sources	Total		
1.3.1.1.12 3A.12 Athletic Field Renovations at Exchange, Wade Walker, Mid Way and Shoal Creek Parks		\$6,719,586	\$0	\$6,719,586	\$1,872,831		\$1,872,831	\$4,846,755	\$0	\$4,846,755		
3A.12 Athletic Field Renovations at Exchange, Wade Walker, Midway and Shoal Creek Parks		\$6,719,586	\$0	\$6,719,586	\$1,872,831		\$1,872,831	\$4,846,755		\$4,846,755		
1.3.1.1.13 3A.13 Athletic Field Lighting and Electrical Improvements at Truelove Park		\$500,000	\$0	\$500,000	\$486,840		\$486,840	\$13,160	\$0	\$13,160		
3A.13 Athletic Field Lighting and Electrical Improvements at Truelove Park		\$500,000	\$0	\$500,000	\$486,840		\$486,840	\$13,160		\$13,160		
1.3.1.1.14 3A.14 - Athletic Scoreboards at DeKalb County Athletic Fields		\$110,612	\$0	\$110,612	\$99,627		\$99,627	\$10,985	\$0	\$10,985		
3A.14 Athletic Scoreboards at DeKalb County Athletic Fields		\$110,612	\$0	\$110,612	\$99,627		\$99,627	\$10,985		\$10,985		
1.3.1.1.15 3A.15 - Athletic Field Renovations at Hamilton and Redan Parks		\$1,280,171	\$0	\$1,280,171				\$1,280,171	\$0	\$1,280,171		
3A.15 Athletic Field Renovations at Hamilton and Redan Parks		\$1,280,171	\$0	\$1,280,171				\$1,280,171		\$1,280,171		
1.3.1.2 3B - Renovate Athletic and Recreation Facilities	\$8,400,000	\$8,385,097	\$0	\$8,385,097	\$4,169,829		\$4,169,829	\$4,215,268	\$0	\$4,215,268	\$7,118,597	\$14,903
3B.1 A/E Services for Athletic and Recreation Facilities		\$241,500	\$0	\$241,500	\$175,114		\$175,114	\$66,386		\$66,386	\$200,000	

	SPLOST Referendum Budget	Budget Authorized			Actual Expenditures			Available Balance			Current Estimate at Completion (EAC)	SPLOST Referendum Balance
		SPLOST	Other Sources	Total	SPLOST	Other Sources	Total	SPLOST	Other Sources	Total		
3B.2 Parks and Recreation Facilities - Roof Maintenance Repair and Replacement		\$3,802,302	\$0	\$3,802,302	\$2,820,494		\$2,820,494	\$981,808		\$981,808	\$3,802,302	
1.3.1.2.2 3B.2 Roof Maintenance Repair and Replacement at DeKalb County Athletic and Recreation Facilities		\$3,802,302	\$0	\$3,802,302	\$2,820,494		\$2,820,494	\$981,808	\$0	\$981,808		
3B.2.1 NH Scott Recreation Center Roof Repair and Replacement		\$349,066	\$0	\$349,066	\$349,066		\$349,066	\$0		\$0	\$349,066	
3B.2.10 Midway Park Metal Roof (1)		\$59,212	\$0	\$59,212	\$49,212		\$49,212	\$10,000		\$10,000		
3B.2.11 Redan Park Metal Roof (5)		\$135,957	\$0	\$135,957	\$120,957		\$120,957	\$15,000		\$15,000		
3B.2.12 Rock Chapel Park Metal Roof (2)		\$99,508	\$0	\$99,508	\$89,508		\$89,508	\$10,000		\$10,000		
3B.2.13 Shoal Creek Park Metal Roof (2)		\$113,814	\$0	\$113,814	\$103,814		\$103,814	\$10,000		\$10,000		
3B.2.14 True Love Park Metal Roof (1)		\$80,560	\$0	\$80,560	\$70,560		\$70,560	\$10,000		\$10,000		
3B.2.2 Community Achievement Center Roof Repair and Replacement		\$6,800	\$0	\$6,800				\$6,800		\$6,800	\$6,800	
3B.2.3 Porter Sanford III Performing Arts & Community Center Roof Repair and Replacement		\$218,200	\$0	\$218,200	\$218,200		\$218,200	\$0		\$0	\$23,500	
3B.2.4 Lucious Sanders Community Center Roof Repair and Replacement		\$345,095	\$0	\$345,095	\$345,095		\$345,095	\$0		\$0	\$334,507	
3B.2.5 Wade Walker Park Facilities Roof Repair and Replacement		\$138,760	\$0	\$138,760	\$138,760		\$138,760	\$0		\$0	\$138,760	
3B.2.6 Lithonia Park Shelter Roof Repair and Replacement		\$65,172	\$0	\$65,172	\$55,402		\$55,402	\$9,770		\$9,770	\$65,172	

	SPLOST Referendum Budget	Budget Authorized			Actual Expenditures			Available Balance			Current Estimate at Completion (EAC)	SPLOST Referendum Balance
		SPLOST	Other Sources	Total	SPLOST	Other Sources	Total	SPLOST	Other Sources	Total		
3B.2.7 Callanwolde Fine Arts Center Roof Repair and Replacement		\$1,049,450	\$0	\$1,049,450	\$1,049,450		\$1,049,450	\$0		\$0		
3B.2.8 Gresham Park Concession Building Roof Repair and Replacement		\$58,180	\$0	\$58,180	\$43,804		\$43,804	\$14,376		\$14,376		
3B.2.9 Wade Walker Park Maintenance Shop Roof Repair and Replacement		\$216,666	\$0	\$216,666	\$186,666		\$186,666	\$30,000		\$30,000		
3B.2.99 Roof Repairs Unallocated		\$865,862	\$0	\$865,862				\$865,862		\$865,862	\$1,835,047	
1.3.1.2.3 3B.3 Athletic and Recreation Facilities Modernizations and Upgrades		\$3,116,295	\$0	\$3,116,295	\$640,794		\$640,794	\$2,475,501	\$0	\$2,475,501	\$3,116,295	
3B.3 Athletic and Recreation Facilities Modernizations and Upgrades		\$3,116,295	\$0	\$3,116,295	\$640,794		\$640,794	\$2,475,501		\$2,475,501	\$3,116,295	
3B.3.99 3B.3.99 Athletic and Recreation Facilities Unallocated		\$831,981	\$0	\$831,981				\$831,981		\$831,981		
1.3.1.2.3.8 3B.3.8 Midway Park Concession		\$120,049	\$0	\$120,049	\$119,449		\$119,449	\$600	\$0	\$600		
3B.1.8 3B.1.8 Midway Park Concession A/E Services		\$0	\$0	\$0								
3B.3.8 3B.3.8 Midway Park Concession Modernizations and Upgrades		\$120,049	\$0	\$120,049	\$119,449		\$119,449	\$600		\$600		
1.3.1.2.3.9 3B.3.9 Midway Park Football Press Box		\$525,000	\$0	\$525,000				\$525,000	\$0	\$525,000		
3B.1.9 3B.1.9 Midway Park Football Press Box A/E Services		\$0	\$0	\$0								

	SPLOST Referendum Budget	Budget Authorized			Actual Expenditures			Available Balance			Current Estimate at Completion (EAC)	SPLOST Referendum Balance
		SPLOST	Other Sources	Total	SPLOST	Other Sources	Total	SPLOST	Other Sources	Total		
3B.3.9 3B.3.9 Midway Park Football Press Box Modernizations and Upgrades		\$525,000	\$0	\$525,000				\$525,000		\$525,000		
1.3.1.2.3.10 3B.3.10 Exchange Park Pavilion Restroom		\$1,155,000	\$0	\$1,155,000	\$45,000		\$45,000	\$1,110,000	\$0	\$1,110,000		
3B.1.10 3B.1.10 Exchange Park Pavilion Restroom A/E Services		\$0	\$0	\$0								
3B.3.10 3B.3.10 Exchange Park Pavilion Restroom Modernizations and Upgrades		\$1,155,000	\$0	\$1,155,000	\$45,000		\$45,000	\$1,110,000		\$1,110,000		
1.3.1.2.3.12 3B.3.12 Exchange Facility Improvements		\$145,361	\$0	\$145,361	\$145,361		\$145,361	\$0	\$0	\$0		
3B.3.12 3B.3.12 Exchange Facility Drainage Improvements		\$145,361	\$0	\$145,361	\$145,361		\$145,361	\$0		\$0		
1.3.1.2.3.13 3B.3.13 Gresham Park Concession Building		\$162,609	\$0	\$162,609	\$154,689		\$154,689	\$7,920	\$0	\$7,920		
3B.3.13 3B.3.13 Gresham Park Concession Building Modernizations and Upgrades		\$162,609	\$0	\$162,609	\$154,689		\$154,689	\$7,920		\$7,920		
1.3.1.2.3.14 3B.3.14 Exchange Park Center Gymnasium Floor Improvements		\$176,295	\$0	\$176,295	\$176,295		\$176,295	\$0	\$0	\$0		
3B.3.14 3B.3.14 Exchange Park Center Gymnasium Floor Improvements		\$176,295	\$0	\$176,295	\$176,295		\$176,295	\$0		\$0		
1.3.1.2.4 3B.4 Athletic and Recreation Facilities Pavilion, Shelter and Shade Structure Improvements		\$1,225,000	\$0	\$1,225,000	\$533,428		\$533,428	\$691,572	\$0	\$691,572		

	SPLOST Referendum Budget	Budget Authorized			Actual Expenditures			Available Balance			Current Estimate at Completion (EAC)	SPLOST Referendum Balance
		SPLOST	Other Sources	Total	SPLOST	Other Sources	Total	SPLOST	Other Sources	Total		
3B.4 Athletic and Recreation Facilities Pavilions, Shelters and Shade Structures Improvements		\$1,225,000	\$0	\$1,225,000	\$533,428		\$533,428	\$691,572		\$691,572		
1.3.1.2.4.1 3B.4.1 Exchange Park Entrance		\$230,223	\$0	\$230,223				\$230,223	\$0	\$230,223		
3B.4.1 3B.4.1 Exchange Park Entrance Pavilions, Shelters and Shade Structures		\$230,223	\$0	\$230,223				\$230,223		\$230,223		
1.3.1.2.4.2 3B.4.2 Shoal Creek II Park		\$169,976	\$0	\$169,976	\$154,976		\$154,976	\$15,000	\$0	\$15,000		
3B.4.2 3B.4.2 Shoal Creek II Park Pavilions, Shelters and Shade Structures		\$169,976	\$0	\$169,976	\$154,976		\$154,976	\$15,000		\$15,000		
1.3.1.2.4.3 3B.4.3 Glen Emerald Park		\$272,153	\$0	\$272,153	\$248,153		\$248,153	\$24,000	\$0	\$24,000		
3B.4.3 3B.4.3 Glen Emerald Park Pavilions, Shelters and Shade Structures		\$272,153	\$0	\$272,153	\$248,153		\$248,153	\$24,000		\$24,000		
1.3.1.2.4.4 3B.4.4 County Line Park		\$227,726	\$0	\$227,726	\$500		\$500	\$227,226	\$0	\$227,226		
3B.4.4 3B.4.4 County Line Park Pavilions, Shelters and Shade Structures		\$227,726	\$0	\$227,726	\$500		\$500	\$227,226		\$227,226		
1.3.1.2.4.5 3B.4.5 Emory Grove Park		\$79,935	\$0	\$79,935	\$68,134		\$68,134	\$11,801	\$0	\$11,801		
3B.4.5 3B.4.5 Emory Grove Park Pavilions, Shelters and Shade Structures		\$79,935	\$0	\$79,935	\$68,134		\$68,134	\$11,801		\$11,801		
1.3.1.2.4.11 3B.4.11 Washington Park		\$67,664	\$0	\$67,664	\$61,664		\$61,664	\$6,000	\$0	\$6,000		
3B.4.11 3B.4.11 Washington Park Pavilions, Shelters and Shade Structures		\$67,664	\$0	\$67,664	\$61,664		\$61,664	\$6,000		\$6,000		

	SPLOST Referendum Budget	Budget Authorized			Actual Expenditures			Available Balance			Current Estimate at Completion (EAC)	SPLOST Referendum Balance
		SPLOST	Other Sources	Total	SPLOST	Other Sources	Total	SPLOST	Other Sources	Total		
1.3.1.2.4.99 3B.4.99 Athletic and Rec Facilities Pavilion, Shelter and Shade Structure Improvements Unallocated		\$177,322	\$0	\$177,322				\$177,322	\$0	\$177,322		
3B.4.99 Athletic and Recreation Facilities Pavilions, Shelters and Shade Structures Improvements Unallocated		\$177,322	\$0	\$177,322				\$177,322		\$177,322		
1.3.1.3 3C - Parks, Playgrounds, and Recreational Areas	\$6,900,000	\$3,405,895	\$3,599,331	\$7,005,226	\$2,114,674	\$3,074,331	\$5,189,006	\$1,291,221	\$525,000	\$1,816,221	\$3,829,878	\$3,494,104
3C Parks, Playground and Recreation Areas	\$6,900,000	\$0	\$0	\$0								\$6,900,000
3C.1 Lithonia Park Playground		\$200,000	\$170,657	\$370,657	\$200,000	\$170,657	\$370,657	\$0	\$0	\$0	\$370,657	
3C.16 A/E Services for Parks, Playgrounds, and Recreational Areas		\$155,500	\$0	\$155,500	\$42,215		\$42,215	\$113,285		\$113,285	\$55,500	
1.3.1.3.16 3C.16 A/E Services at DeKalb County Parks, Playgrounds, and Recreational Areas		\$155,500	\$0	\$155,500	\$42,215		\$42,215	\$113,285	\$0	\$113,285		
1.3.1.3.16.1 3C.16.1 Oak Creek Park Playground and Pavilion		\$46,000	\$0	\$46,000	\$36,000		\$36,000	\$10,000	\$0	\$10,000		
3C.16.1 3C.16.1 Oak Creek Park Playground and Pavilion		\$46,000	\$0	\$46,000	\$36,000		\$36,000	\$10,000		\$10,000		
1.3.1.3.16.2 3C.16.2 Tobie Grant Park Master Plan		\$15,921	\$0	\$15,921	\$6,215		\$6,215	\$9,706	\$0	\$9,706		
3C.16.2 3C.16.2 Tobie Grant Park Master Plan		\$15,921	\$0	\$15,921	\$6,215		\$6,215	\$9,706		\$9,706		

	SPLOST Referendum Budget	Budget Authorized			Actual Expenditures			Available Balance			Current Estimate at Completion (EAC)	SPLOST Referendum Balance
		SPLOST	Other Sources	Total	SPLOST	Other Sources	Total	SPLOST	Other Sources	Total		
1.3.1.3.16.99 3C.16.99 A/E Services at DeKalb County Parks, Playgrounds and Rec Areas Unallocated		\$93,579	\$0	\$93,579				\$93,579	\$0	\$93,579		
3C.16.99 Parks Playgrounds and Recreational Areas Unallocated		\$93,579	\$0	\$93,579				\$93,579		\$93,579		
1.3.1.3.17 3C.17 Glen Emerald Dam Trail Improvements		\$500,047	\$3,428,674	\$3,928,722	\$384,229	\$2,903,674	\$3,287,904	\$115,818	\$525,000	\$640,818	\$3,403,722	
3C.17 Glen Emerald Dam and Trail Improvements	\$438,797	\$500,047	\$3,428,674	\$3,928,722	\$384,229	\$2,903,674	\$3,287,904	\$115,818	\$525,000	\$640,818	\$3,403,722	(\$61,250)
1.3.1.3.18 3C.18 Parks, Playgrounds, and Recreational Areas Construction		\$2,550,348	\$0	\$2,550,348	\$1,488,230		\$1,488,230	\$1,062,118	\$0	\$1,062,118		
3C.18 Parks, Playgrounds and Recreational Areas (14 Parks)		\$2,550,348	\$0	\$2,550,348	\$1,488,230		\$1,488,230	\$1,062,118		\$1,062,118		
1.3.1.3.18.1 3C.18.1 Shoal Creek 3 Park Playground		\$284,513	\$0	\$284,513				\$284,513	\$0	\$284,513		
3C.18.1 3C.18.1 Shoal Creek 3 Park Playground		\$284,513	\$0	\$284,513				\$284,513		\$284,513		
1.3.1.3.18.3 3C.18.3 Oak Creek Park Playground		\$208,377	\$0	\$208,377				\$208,377	\$0	\$208,377		
3C.18.3 3C.18.3 Oak Creek Park Playground		\$208,377	\$0	\$208,377				\$208,377		\$208,377		
1.3.1.3.18.4 3C.18.4 Emmie Smith Park Playground		\$279,540	\$0	\$279,540	\$279,540		\$279,540	\$0	\$0	\$0		
3C.18.4 3C.18.4 Emmie Smith Park Playground		\$279,540	\$0	\$279,540	\$279,540		\$279,540	\$0		\$0		
1.3.1.3.18.6 3C.18.6 Princeton Park Playground		\$199,676	\$0	\$199,676				\$199,676	\$0	\$199,676		

	SPLOST Referendum Budget	Budget Authorized			Actual Expenditures			Available Balance			Current Estimate at Completion (EAC)	SPLOST Referendum Balance
		SPLOST	Other Sources	Total	SPLOST	Other Sources	Total	SPLOST	Other Sources	Total		
3C.18.6 3C.18.6 Princeton Park Playground		\$199,676	\$0	\$199,676				\$199,676		\$199,676		
1.3.1.3.18.8 3C.18.8 Medlock Park Playground		\$425,172	\$0	\$425,172	\$425,172		\$425,172	\$0	\$0	\$0		
3C.18.8 3C.18.8 Medlock Park Playground		\$425,172	\$0	\$425,172	\$425,172		\$425,172	\$0		\$0		
1.3.1.3.18.9 3C.18.9 Washington Park Playground		\$227,467	\$0	\$227,467	\$227,467		\$227,467	\$0	\$0	\$0		
3C.18.9 3C.18.9 Washington Park Playground		\$227,467	\$0	\$227,467	\$227,467		\$227,467	\$0		\$0		
1.3.1.3.18.10 3C.18.10 Bruce Street Park Playground		\$264,932	\$0	\$264,932	\$264,932		\$264,932	\$0	\$0	\$0		
3C.18.10 3C.18.10 Bruce Street Park Playground		\$264,932	\$0	\$264,932	\$264,932		\$264,932	\$0		\$0		
1.3.1.3.18.12 3C.18.12 Shoal Creek 2 Park Playground		\$369,551	\$0	\$369,551				\$369,551	\$0	\$369,551		
3C.18.12 3C.18.12 Shoal Creek 2 Park Playground		\$369,551	\$0	\$369,551				\$369,551		\$369,551		
1.3.1.3.18.13 3C.18.13 WD Thomson Park Playground		\$291,120	\$0	\$291,120	\$291,120		\$291,120	\$0	\$0	\$0		
3C.18.13 3C.18.13 WD Thomson Park Playground		\$291,120	\$0	\$291,120	\$291,120		\$291,120	\$0		\$0		
1.3.1.4 3D - Pools and Other Aquatics Facilities	\$3,950,000	\$3,939,500	\$0	\$3,939,500	\$486,851		\$486,851	\$3,452,649	\$0	\$3,452,649	\$410,800	\$10,500
3D Pools and Other Aquatic Facilities		\$0	\$0	\$0							\$205,400	
1.3.1.4.1 3D.1 Pools and Other Aquatics Facilities A&E Services		\$204,500	\$0	\$204,500	\$180,947		\$180,947	\$23,553	\$0	\$23,553	\$205,400	
3D.1 Pools and Other Aquatic Facilities A&E Services		\$204,500	\$0	\$204,500	\$180,947		\$180,947	\$23,553		\$23,553	\$205,400	

	SPLOST Referendum Budget	Budget Authorized			Actual Expenditures			Available Balance			Current Estimate at Completion (EAC)	SPLOST Referendum Balance
		SPLOST	Other Sources	Total	SPLOST	Other Sources	Total	SPLOST	Other Sources	Total		
1.3.1.4.2 3D.2 NH Scott Pool Renovations and Upgrades		\$3,735,000	\$0	\$3,735,000	\$305,904		\$305,904	\$3,429,096	\$0	\$3,429,096		
3D.2 NH Scott Park Pool Renovations and Upgrades		\$3,735,000	\$0	\$3,735,000	\$305,904		\$305,904	\$3,429,096		\$3,429,096		
1.3.1.5 3E - Resurfacing Trails and Paved Areas	\$3,000,000	\$3,000,000	\$0	\$3,000,000	\$1,430,712		\$1,430,712	\$1,569,288	\$0	\$1,569,288	\$3,000,000	\$0
3E Resurfacing Trails and Paved Areas		\$0	\$0	\$0								
3E.1 Resurfacing Trails and Paved Areas		\$3,000,000	\$0	\$3,000,000	\$1,430,712		\$1,430,712	\$1,569,288		\$1,569,288	\$3,000,000	
3E.1.1 Mary Scott Park		\$63,731	\$0	\$63,731	\$63,731		\$63,731	\$0		\$0	\$65,079	
3E.1.2 Hidden Acres Park		\$292,446	\$0	\$292,446	\$292,446		\$292,446	\$0		\$0	\$349,925	
3E.1.4 Chestnut Street Complex		\$621,027	\$0	\$621,027	\$621,027		\$621,027	\$0		\$0	\$623,400	
3E.1.5 Rock Chapel Park		\$165,354	\$0	\$165,354	\$165,354		\$165,354	\$0		\$0	\$186,220	
3E.1.6 Gresham Park Resurfacing - Rec Center		\$288,214	\$0	\$288,214	\$288,155		\$288,155	\$59		\$59		
3E.99 Resurfacing Trails and Paved Areas Unallocated		\$1,569,229	\$0	\$1,569,229				\$1,569,229		\$1,569,229	\$1,487,162	
1.3.1.6 3F - Golf Courses	\$1,000,000	\$1,000,000	\$600,000	\$1,600,000	\$1,000,000	\$589,364	\$1,589,364	\$0	\$10,636	\$10,636	\$1,600,000	\$0
3F.1 Sugar Creek Golf and Tennis Center Action Plan	\$1,000,000	\$1,000,000	\$600,000	\$1,600,000	\$1,000,000	\$589,364	\$1,589,364	\$0	\$10,636	\$10,636	\$1,600,000	\$0
3F.1.1 Sugar Creek Golf and Tennis Center - Install Musco Lighting System		\$400,000	\$0	\$400,000	\$400,000		\$400,000	\$0		\$0	\$400,000	
3F.1.11 Sugar Creek Golf and Tennis Center - Cart Barn Repairs		\$0	\$9,705	\$9,705		\$9,705	\$9,705		\$0	\$0	\$9,705	

	SPLOST Referendum Budget	Budget Authorized			Actual Expenditures			Available Balance			Current Estimate at Completion (EAC)	SPLOST Referendum Balance
		SPLOST	Other Sources	Total	SPLOST	Other Sources	Total	SPLOST	Other Sources	Total		
3F.1.2 Sugar Creek Golf and Tennis Center - Green's Renovation (Sprigging)		\$0	\$254,050	\$254,050		\$254,050	\$254,050		\$1	\$1	\$254,050	
3F.1.3 Sugar Creek Golf and Tennis Center - Bridge Repair/Replacement		\$600,000	\$98,058	\$698,058	\$600,000	\$98,058	\$698,058	\$0	\$0	\$0	\$698,058	
3F.1.4 Sugar Creek Golf and Tennis Center - Safety Netting		\$0	\$46,290	\$46,290		\$46,290	\$46,290		\$0	\$0	\$46,290	
3F.1.5 Sugar Creek Golf and Tennis Center - Cart Path Repairs		\$0	\$175,862	\$175,862		\$175,862	\$175,862		\$0	\$0	\$175,862	
3F.1.6 Sugar Creek Golf and Tennis Center - Repair Roof on Pump House		\$0	\$2,200	\$2,200		\$2,200	\$2,200		\$0	\$0	\$2,200	
3F.1.7 Sugar Creek Golf and Tennis Center - Shades on Tennis Court		\$0	\$3,200	\$3,200		\$3,200	\$3,200		\$0	\$0	\$3,200	
3F.99 Sugar Creek Golf and Tennis Center Unallocated		\$0	\$10,636	\$10,636					\$10,636	\$10,636	\$10,636	
1.3.1.7 3G - Tennis and Basketball Courts Resurfacing	\$2,150,000	\$1,635,758	\$0	\$1,635,758	\$1,001,419		\$1,001,419	\$634,339	\$0	\$634,339		\$514,241
3G Tennis Court and Basketball Court Resurfacing	\$2,150,000	\$1,635,758	\$0	\$1,635,758	\$1,001,419		\$1,001,419	\$634,339		\$634,339		\$514,241
1.3.1.7.1 3G.1 - Tennis Court Resurfacing		\$1,294,256	\$0	\$1,294,256	\$662,775		\$662,775	\$631,481	\$0	\$631,481		
3G.1 Tennis Court Resurfacing		\$1,294,256	\$0	\$1,294,256	\$662,775		\$662,775	\$631,481		\$631,481		
1.3.1.7.2 3G.2 - Basketball Court Resurfacing		\$341,502	\$0	\$341,502	\$338,644		\$338,644	\$2,858	\$0	\$2,858		
3G.2 Basketball Court Resurfacing		\$341,502	\$0	\$341,502	\$338,644		\$338,644	\$2,858		\$2,858		

	SPLOST Referendum Budget	Budget Authorized			Actual Expenditures			Available Balance			Current Estimate at Completion (EAC)	SPLOST Referendum Balance
		SPLOST	Other Sources	Total	SPLOST	Other Sources	Total	SPLOST	Other Sources	Total		
1.3.1.8 3H - Stream Bank Restoration / Drainage and Stormwater Improvements	\$200,000	\$200,000	\$600,200	\$800,200	\$55,725		\$55,725	\$144,275	\$600,200	\$744,475	\$200,000	\$0
3H.1 Stream Bank Restoration / Drainage and Stormwater Improvements	\$200,000	\$200,000	\$600,200	\$800,200	\$55,725		\$55,725	\$144,275	\$600,200	\$744,475	\$200,000	\$0
3H.1.1 Stream Bank Restoration/Drainage and Stormwater Improvements at Medlock Park		\$55,725	\$0	\$55,725	\$55,725		\$55,725	\$0		\$0	\$47,150	
3H.1.2 Stream Bank Restoration/Drainage and Stormwater Improvements at W.D. Thomson Park		\$144,275	\$600,200	\$744,475				\$144,275	\$600,200	\$744,475	\$136,590	
3H.99 Stream Bank Restoration/Drainage and Stormwater Improvements Unallocated		\$0	\$0	\$0								
1.3.2 3-2 - General Repairs	\$20,000,000	\$18,872,064	\$421,765	\$19,293,828	\$6,472,524		\$6,472,524	\$12,399,540	\$421,765	\$12,821,304	\$5,192,148	\$1,127,936
1.3.2.1 3I - County Courthouse Administrative Complex Including Parking	\$16,500,000	\$15,372,064	\$49,523	\$15,421,587	\$4,431,242		\$4,431,242	\$10,940,822	\$49,523	\$10,990,345	\$1,363,612	\$1,127,936
3I.1 Repairs to Courthouse Parking Deck		\$10,944,863	\$0	\$10,944,863	\$424,892		\$424,892	\$10,519,971		\$10,519,971	\$448,425	
3I.2 District Attorney Office		\$0	\$0	\$0								
3I.3 Clerk of the Superior Court		\$0	\$0	\$0								
3I.4 Office of the Solicitor General		\$0	\$0	\$0								
3I.5 DeKalb County Court Building Renovations and Upgrades		\$0	\$0	\$0								



	SPLOST Referendum Budget	Budget Authorized			Actual Expenditures			Available Balance			Current Estimate at Completion (EAC)	SPLOST Referendum Balance
		SPLOST	Other Sources	Total	SPLOST	Other Sources	Total	SPLOST	Other Sources	Total		
3I.5.1 DeKalb County Court Building - Construct Special Purpose Court Room		\$0	\$0	\$0								
3I.5.2 DeKalb County Court Building - HVAC Equipment Improvements		\$910,000	\$0	\$910,000	\$910,000		\$910,000	\$0		\$0		
3I.5.3 DeKalb County Court Building - Elevator Modernization		\$1,046,169	\$49,523	\$1,095,692	\$863,293		\$863,293	\$182,876	\$49,523	\$232,400	\$915,187	
3I.5.4 DeKalb County Court Building - Security Improvements		\$799,932	\$0	\$799,932	\$561,957		\$561,957	\$237,975		\$237,975		
3I.5.5 DeKalb County Court Building - Plumbing Repairs		\$0	\$0	\$0								
3I.5.6 DeKalb County Court Building - Carpet Replacement		\$0	\$0	\$0								
3I.5.7 DeKalb County Court Building - Roof Repairs and Improvements		\$1,671,100	\$0	\$1,671,100	\$1,671,100		\$1,671,100	\$0		\$0		
3I.6 Courts at Bobby Burgess Facility		\$0	\$0	\$0								
3I.7 Parking Shortage Resolution		\$0	\$0	\$0								
1.3.2.2 3J - DeKalb County Senior Center Repairs	\$1,000,000	\$1,000,000	\$0	\$1,000,000	\$886,292		\$886,292	\$113,708	\$0	\$113,708	\$918,076	\$0
1.3.2.2.1 3J.1 - HVAC Repairs or Replacements at DeKalb County Senior Centers		\$612,005	\$0	\$612,005	\$535,696		\$535,696	\$76,308	\$0	\$76,308	\$546,811	
3J.1 HVAC Repairs or Replacements at DeKalb County Senior Centers		\$612,005	\$0	\$612,005	\$535,696		\$535,696	\$76,308		\$76,308	\$546,811	
3J.1.1 HVAC Repairs at Lou Walker Senior Center		\$242,372	\$0	\$242,372	\$242,372		\$242,372	\$0		\$0	\$242,372	

	SPLOST Referendum Budget	Budget Authorized			Actual Expenditures			Available Balance			Current Estimate at Completion (EAC)	SPLOST Referendum Balance
		SPLOST	Other Sources	Total	SPLOST	Other Sources	Total	SPLOST	Other Sources	Total		
3J.1.2 HVAC Repairs at 30 Warren Street Senior Center		\$293,324	\$0	\$293,324	\$293,324		\$293,324	\$0		\$0	\$293,324	
3J.1.99 HVAC Repairs at DeKalb Senior Centers (Approved but Unallocated)		\$76,308	\$0	\$76,308				\$76,308		\$76,308	\$11,115	
1.3.2.2.2 3J.2 - Roof Maintenance Repair and Replacement at DeKalb County Senior Centers		\$178,576	\$0	\$178,576	\$145,322		\$145,322	\$33,254	\$0	\$33,254	\$178,576	
3J.2 Roof Maintenance Repair and Replacement at DeKalb County Senior Centers		\$178,576	\$0	\$178,576	\$145,322		\$145,322	\$33,254		\$33,254	\$178,576	
3J.2.1 30 Warren Street Senior Center Roof Repair		\$178,576	\$0	\$178,576	\$145,322		\$145,322	\$33,254		\$33,254	\$178,576	
1.3.2.2.3 3J.3 - Elevator Repair at DeKalb County Senior Centers		\$192,689	\$0	\$192,689	\$188,544		\$188,544	\$4,145	\$0	\$4,145	\$192,689	
3J.3 Elevator Repairs at DeKalb County Senior Centers		\$192,689	\$0	\$192,689	\$188,544		\$188,544	\$4,145		\$4,145	\$192,689	
3J.3.1 30 Warren Street Senior Center Elevator Repairs		\$183,089	\$0	\$183,089	\$178,944		\$178,944	\$4,145		\$4,145	\$183,089	
3J.3.2 Lou Walker Senior Center Elevator Repairs		\$9,600	\$0	\$9,600	\$9,600		\$9,600	\$0		\$0	\$9,600	
1.3.2.2.4 3J.4 - Miscellaneous Repairs and Improvements at DeKalb County Senior Centers		\$16,730	\$0	\$16,730	\$16,730		\$16,730	\$0	\$0	\$0		
3J.4 Miscellaneous Repairs and Improvements at DeKalb County Senior Centers		\$16,730	\$0	\$16,730	\$16,730		\$16,730	\$0		\$0		
1.3.2.2.4.1 3J.4.1 Erosion Control Site Work at Lou Waker Senior Center		\$16,730	\$0	\$16,730	\$16,730		\$16,730	\$0	\$0	\$0		

* Actual Expenditures are based on submitted invoices

	SPLOST Referendum Budget	Budget Authorized			Actual Expenditures			Available Balance			Current Estimate at Completion (EAC)	SPLOST Referendum Balance
		SPLOST	Other Sources	Total	SPLOST	Other Sources	Total	SPLOST	Other Sources	Total		
3J.4.1 Erosion Control Site Work at Lou Walker Senior Center		\$16,730	\$0	\$16,730	\$16,730		\$16,730	\$0		\$0		
1.3.2.3 3K - DeKalb County Health Care Facility Repairs	\$1,000,000	\$1,000,000	\$0	\$1,000,000	\$1,000,000		\$1,000,000	\$0	\$0	\$0	\$1,000,000	\$0
1.3.2.3.1 3K.1 - HVAC Repairs or Replacements at DeKalb County Health Care Facilities		\$1,000,000	\$0	\$1,000,000	\$1,000,000		\$1,000,000	\$0	\$0	\$0	\$1,000,000	
3K.1 HVAC Repairs or Replacements at DeKalb County Health Care Facilities	\$1,000,000	\$1,000,000	\$0	\$1,000,000	\$1,000,000		\$1,000,000	\$0		\$0	\$1,000,000	\$0
3K.1.1 HVAC Repairs at Richardson Health Care Facility		\$723,186	\$0	\$723,186	\$723,186		\$723,186	\$0		\$0	\$723,186	
3K.1.2 HVAC Replacements at North DeKalb Health Center		\$276,814	\$0	\$276,814	\$276,814		\$276,814	\$0		\$0		
1.3.2.4 3L - DeKalb County Library Repairs	\$1,500,000	\$1,500,000	\$372,241	\$1,872,241	\$154,990		\$154,990	\$1,345,010	\$372,241	\$1,717,251	\$1,910,459	\$0
1.3.2.4.1 3L.1 - Dumbwaiter System @ Decatur Main Library		\$71,378	\$0	\$71,378	\$71,378		\$71,378	\$0	\$0	\$0	\$85,653	
3L.1 Dumbwaiter System at Decatur Main Library		\$71,378	\$0	\$71,378	\$71,378		\$71,378	\$0		\$0	\$85,653	
1.3.2.4.2 3L.2 - Roof Maintenance Repair and Replacement at DeKalb County Libraries		\$83,613	\$0	\$83,613	\$83,613		\$83,613	\$0	\$0	\$0	\$373,409	
3L.2 Roof Maintenance Repair and Replacement at DeKalb County Libraries		\$83,613	\$0	\$83,613	\$83,613		\$83,613	\$0		\$0	\$373,409	
3L.2.1 Flat Shoals Library Roof Repair and Replacement		\$83,613	\$0	\$83,613	\$83,613		\$83,613	\$0		\$0	\$167,225	

	SPLOST Referendum Budget	Budget Authorized			Actual Expenditures			Available Balance			Current Estimate at Completion (EAC)	SPLOST Referendum Balance
		SPLOST	Other Sources	Total	SPLOST	Other Sources	Total	SPLOST	Other Sources	Total		
3L.2.99 Library Roof Maintenance Repair and Replacement Unallocated		\$0	\$0	\$0								
1.3.2.4.3 3L.3 DeKalb County Libraries Restroom Renovations		\$1,345,010	\$372,241	\$1,717,251				\$1,345,010	\$372,241	\$1,717,251	\$1,451,397	
3L.3 DeKalb County Libraries Restroom Renovations		\$1,345,010	\$372,241	\$1,717,251				\$1,345,010	\$372,241	\$1,717,251	\$1,451,397	
1.4 4 - General Administrative Cost for All Projects on Project List	\$5,820,644	\$5,820,644	\$0	\$5,820,644	\$5,230,674		\$5,230,674	\$589,970	\$0	\$589,970	\$5,820,644	\$0
4A General Administrative	\$5,820,644	\$5,820,644	\$0	\$5,820,644	\$5,230,674		\$5,230,674	\$589,970		\$589,970	\$5,820,644	\$0
1.4.1 4.1 DeKalb County		\$522,931	\$0	\$522,931	\$447,183		\$447,183	\$75,748	\$0	\$75,748		
4A.1.1 DeKalb County Administrative Staff		\$415,505	\$0	\$415,505	\$396,877		\$396,877	\$18,629		\$18,629	\$229,790	
4A.1.2 Dekalb County Operating Supplies		\$20,000	\$0	\$20,000	\$14,859		\$14,859	\$5,141		\$5,141	\$20,000	
4A.1.3 Dekalb County Administrative Advertising Expenses		\$33,143	\$0	\$33,143	\$28,436		\$28,436	\$4,707		\$4,707	\$17,431	
4A.1.3.99 Dekalb County Administrative Advertising Expenses UNALLOCATED		\$45,103	\$0	\$45,103				\$45,103		\$45,103	\$255,652	
4A.1.4 Dekalb County Administrative SPLOST Oversight Committee Audio/Video Transcription		\$9,180	\$0	\$9,180	\$7,012		\$7,012	\$2,168		\$2,168		
1.4.2 4.2 Project Management		\$5,297,713	\$0	\$5,297,713	\$4,783,491		\$4,783,491	\$514,222	\$0	\$514,222		
4A.2.1 PM Public Safety UNALLOCATED		\$0	\$0	\$0							\$2,125,429	
4A.2.1.1 PM Public Safety WA #4 Core Services 2019		\$342,083	\$0	\$342,083	\$342,083		\$342,083	\$0		\$0	\$342,107	



Monthly Progress Report August 2023

	SPLOST Referendum Budget	Budget Authorized			Actual Expenditures			Available Balance			Current Estimate at Completion (EAC)	SPLOST Referendum Balance
		SPLOST	Other Sources	Total	SPLOST	Other Sources	Total	SPLOST	Other Sources	Total		
4A.2.1.2 PM Public Safety WA #10 Core Services 2020		\$693,778	\$0	\$693,778	\$693,778		\$693,778	\$0		\$0	\$693,788	
4A.2.1.3 PM Public Safety WA #13 Core Services 2021		\$1,451,334	\$0	\$1,451,334	\$1,451,313		\$1,451,313	\$20		\$20		
4B.2.1 PM Parks and Recreation Repairs UNALLOCATED		\$0	\$0	\$0							\$860,796	
4B.2.1.1 PM Parks and Recreation Repairs WA #4 Core Services 2019		\$150,511	\$0	\$150,511	\$150,511		\$150,511	\$0		\$0	\$150,528	
4B.2.1.2 PM Parks and Recreation Repairs WA #5 CEI Services (3E) Resurfacing Trails and Paved Areas		\$73,500	\$0	\$73,500	\$37,084		\$37,084	\$36,416		\$36,416	\$73,500	
4B.2.1.3 PM Parks and Recreation Repairs WA #10 Core Services 2020		\$305,240	\$0	\$305,240	\$305,240		\$305,240	\$0		\$0	\$305,254	
4B.2.1.4 PM Parks and Recreation Repairs WA #13 Core Services 2021		\$638,680	\$0	\$638,680	\$638,649		\$638,649	\$31		\$31		
4C.2.1 PM General Repairs UNALLOCATED		\$0	\$0	\$0							\$501,865	
4C.2.1.1 PM General Repairs WA #4 Core Services 2019		\$80,745	\$0	\$80,745	\$80,745		\$80,745	\$0		\$0	\$80,762	
4C.2.1.2 PM General Repairs WA #10 Core Services 2020		\$163,716	\$0	\$163,716	\$163,716		\$163,716	\$0		\$0	\$163,741	
4C.2.1.3 PM General Repairs WA #13 Core Services 2021		\$340,897	\$0	\$340,897	\$340,291		\$340,291	\$606		\$606		
1.4.2.1 4A.2.1 PM Public Safety		\$795,528	\$0	\$795,528	\$580,079		\$580,079	\$215,449	\$0	\$215,449		
4A.2.1.4 PM Public Safety WA#15 ATC CEI 2A.1 Fire Station No. 7		\$166,400	\$0	\$166,400	\$149,364		\$149,364	\$17,036		\$17,036		

* Actual Expenditures are based on submitted invoices



Monthly Progress Report August 2023

	SPLOST Referendum Budget	Budget Authorized			Actual Expenditures			Available Balance			Current Estimate at Completion (EAC)	SPLOST Referendum Balance
		SPLOST	Other Sources	Total	SPLOST	Other Sources	Total	SPLOST	Other Sources	Total		
4A.2.1.5 PM Public Safety WA #16 ATC CEI Services 1A Phase 2 SPLOST Resurfacing		\$629,128	\$0	\$629,128	\$430,715		\$430,715	\$198,413		\$198,413		
1.4.2.3 4C.2.1 PM General Repairs		\$261,700	\$0	\$261,700				\$261,700	\$0	\$261,700		
4C.2.1.6 PM Public Safety WA #17 ATC ROW Services 1C Glenwood Rd Sidewalk		\$261,700	\$0	\$261,700				\$261,700		\$261,700		