



DEKALB COUNTY SPLOST  
MONTHLY PROGRESS REPORT  
PERIOD ENDING FEBRUARY 29, 2024



## TABLE OF CONTENTS

<b>PROGRAM STATUS</b>	3
Description	
Program Status	
Revenue and Cash Flow	
Budget and Cost - Program Elements	
<b>PROGRAM MANAGEMENT</b>	14
<b>County District Status</b>	
District 1	18
District 2	19
District 3	20
District 4	22
District 5	23
District 6	24
District 7	26
<b>ACTIVE PROJECTS</b>	
<b>2018-2024 SPLOST</b>	
<b>TRANSPORTATION</b>	
1A.3 Phase Two SPLOST Resurfacing	28
1A.10 2021 LMIG Resurfacing	32
1A.11 2022 LMIG Resurfacing	35
1A.12 2023 LMIG Resurfacing	39
1B.4 A/E Services for Transportation (On-Call)	42
1B.5 North Druid Hills Road/Valley Brook Road Corridor Study	43
1B.6 South River Trail Extension Phase VI (Crestdale Circle to near Boulder Walk Drive)	44
1B.7 East Rock Springs Road Roundabout	45
1B.9 Constitution Road Freight Corridor Operational and Safety Improvements - Phase 1	46
1B.10 North Druid Hills Road at CSX Railroad Bridge Replacement	47
1B.12 South River Trail Extension (Waldrop Rd to MLK HS) Study	48
1B.13 Redan Road Safety and Operations Improvements Study	49
1B.14 Orion Drive Bridge Upgrade / Replacement	50
1B.18 2023 LMIG Pavement Marking Safety Upgrades	51
1B.19 Briarcliff Road Rectangular Rapid Flashing Beacon Crosswalks	52
1B.20 Michelle Obama Trail Extension	53
1C.4 A/E Services for Transportation (On-Call)	54
1C.5 Glenwood Road Sidewalk Ph. 3	56
1D.3 A/E Services for Transportation (On-Call)	57
1E.6 Old Castle Multi-Use Trail (S. River Trail Phase 7)	59
1F.7 Cedar Grove Road Bridge Design-Build	60
1H.2 A/E Services for Transportation (On-Call)	61
1H.4 DeKalb Industrial at Milscott Traffic Signal and Pedestrian Crossing	62
1L Transportation Program Management	63
1M Commission District Transportation Projects	64

**PUBLIC SAFETY FACILITIES AND RELATED CAPITAL EQUIPMENT**

2A.2 Fire Station No. 27 .....	66
2A.3 Fire Station No. 16 .....	67
2A.4 Fire Station No. 14 .....	68
2A.5 Fire Station No. 28 .....	69
2A.6 Fire Station No. 5 .....	70
2G.1 Bobby Burgess Building A&E Needs Assessment .....	71
2G.2 Bobby Burgess Evidence Storage Facility .....	72

**REPAIR OF CAPITAL OUTLAY PROJECTS - PARKS AND RECREATION**

3A.12 Athletic Field Renovations at Exchange, Wade Walker, Midway and Shoal Creek Parks .....	73
3A.15 Athletic Field Renovations at Hamilton and Redan Parks .....	75
3B.3 Athletic and Recreation Facilities Modernizations and Upgrades .....	76
3B.4 Athletic and Recreation Facilities Pavilions, Shelters and Shade Structures Improvements .....	78
3C.16 A/E Services for Parks, Playgrounds, and Recreational Areas .....	80
3C.18 Parks, Playgrounds and Recreational Areas (14 Parks) .....	81
3D.2 NH Scott Park Pool Renovations and Upgrades .....	83
3G Tennis Court and Basketball Court Resurfacing .....	84
3H.1 Stream Bank Restoration / Drainage and Stormwater Improvements .....	86

**REPAIR OF CAPITAL OUTLAY PROJECTS - GENERAL REPAIRS**

3I.1 Repairs to Courthouse Parking Deck.....	88
3I.5.4 DeKalb County Court Building - Security Improvements .....	89
3L.3 DeKalb County Libraries Restroom Renovations.....	90

**GENERAL ADMINISTRATIVE**

4A General Administrative.....	92
--------------------------------	----

**Appendices**

A. Completed Projects .....	93
B. Procurement Summary .....	99
G. Program Financial Detail.....	108



## PROGRAM STATUS

### Description

In November 2017, DeKalb County voters approved a referendum to implement a one-cent SPLOST (Special Purpose Local Option Sales Tax) program and the first cent was collected April 1, 2018. This one-cent sales tax has provided funding exclusively for capital projects in unincorporated DeKalb County in four major categories: roads, public safety, buildings, and parks. The SPLOST was originally projected to generate \$388 million through March of 2024 but will exceed this estimate. DeKalb County's enabling legislation for SPLOST allowed for unrestricted funding for transportation and public safety projects and imposed a cap of 15 percent for repair of capital assets. These include court buildings, parks, health centers, senior centers and libraries.

The county and city governments share the SPLOST revenue on a per capita basis between the unincorporated area and each municipality, excluding Atlanta, in DeKalb. The cities, through intergovernmental agreements executed prior to the referendum's passage, receive their funds directly from the Georgia Department of Revenue. Distributions can be found on the Georgia Department of Revenue's web site: <https://gtc.dor.ga.gov>.

### Program Status

The first three years of collections provided funding for all major categories of projects including, transportation, public safety, and capital improvements. The initial emphasis was on resurfacing, public safety equipment and planning for buildings and parks. Year four saw continued substantial expenditures in the resurfacing category as well as an emphasis on new fire stations and fire station improvements, the completion of repairs at Senior Centers and Health Care facilities and the advancement of Parks and Recreation projects. Year five continued the emphasis on transportation and safety projects as well as needed repairs and upgrades to parks, athletic facilities, libraries and courthouse facilities. As the program completes its last full year of collections, a referendum for a second SPLOST program was approved by voters.

Resurfacing of county roads is budgeted at \$151,250,000, or about 40% of the total projected revenue. To date, 96% of the resurfacing category's funds have been allocated by the BOC and contracts awarded for 280 miles which is 93% of the resurfacing priority list.

### Revenue and Cash Flow

Current: Sales tax revenues received through February 2024 are \$424M (including interest earnings, pro rata and city contributions) which exceeds the original projection of \$377M.

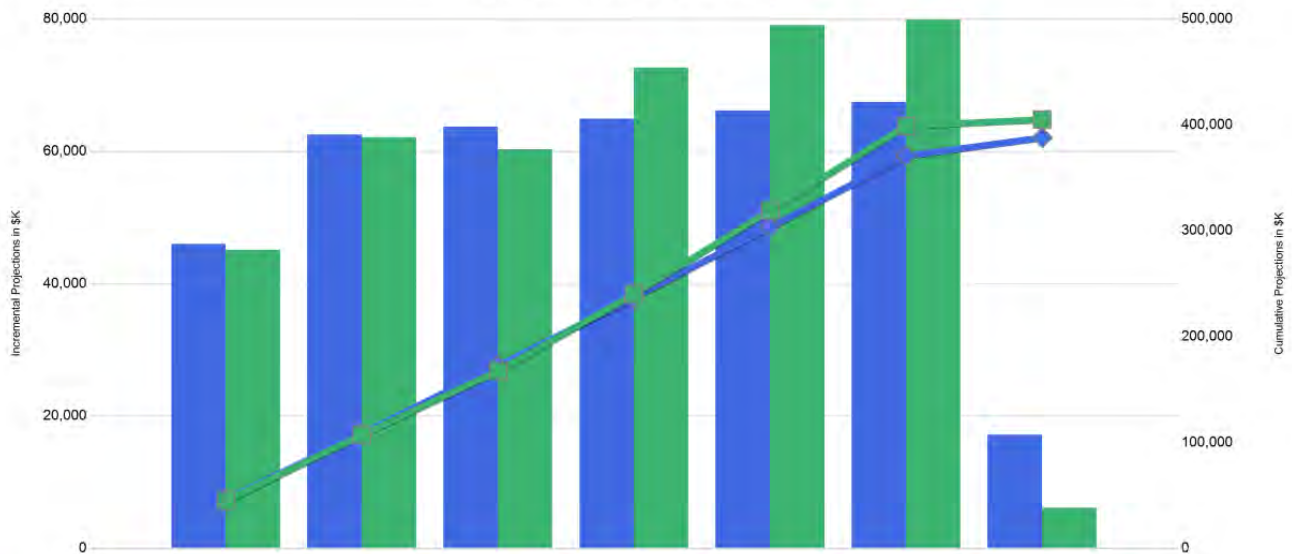
Projections: Sales tax revenues have maintained a steady growth since collections began. However, the construction industry is seeing a rather significant rise in materials prices and delivery schedules which could affect the anticipated costs and delivery of SPLOST projects. The program management team continues to monitor the economy closely and maintain a contingency plan to insure the financial health of the program.

These metrics are continually monitored by Finance and Program Management. The Atlas team recommends that the SPLOST program continue as planned, working a prioritized list of projects while continuing to collect sales tax revenues during the final year of the program. See program metrics below.

FY 2024  
SPLOST Sales Tax Revenue - Actual vs. Projected

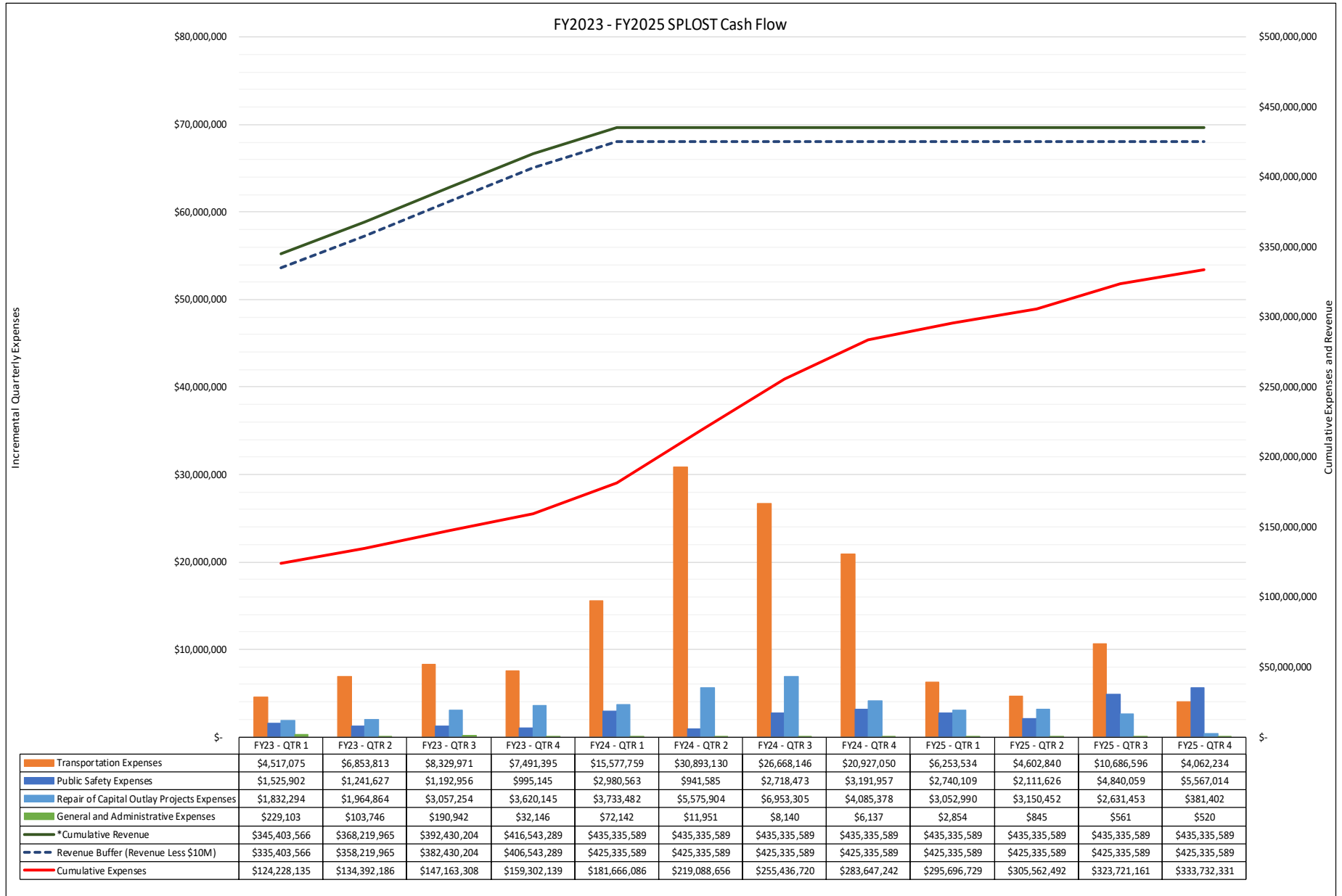


Fiscal Year  
SPLOST Sales Tax Revenue - Actual vs. Projected



FY2023 - FY2025 SPLOST Expenses												
*Expense Totals	Q1FY23	Q2FY23	Q3FY23	Q4FY23	Q1FY24	Q2FY24	Q3FY24	Q4FY24	Q1FY25	Q2FY25	Q3FY25	Q4FY25
Incremental Quarterly Expenses	\$8,104,374.49	\$10,164,050.43	\$12,771,122.20	\$12,138,830.87	\$22,363,946.83	\$37,422,570.66	\$36,348,063.87	\$28,210,521.97	\$12,049,486.61	\$9,865,763.55	\$18,158,669.08	\$10,011,169.47
Cumulative Quarterly Expenses	\$124,228,135.30	\$134,392,185.73	\$147,163,307.93	\$159,302,138.80	\$181,666,085.63	\$219,088,656.29	\$255,436,720.16	\$283,647,242.13	\$295,696,728.74	\$305,562,492.29	\$323,721,161.37	\$333,732,330.84
*Expenses by Referendum Category												
1 Transportation Purposes	\$4,517,074.98	\$6,853,812.72	\$8,329,970.53	\$7,491,395.30	\$15,577,759.49	\$30,893,130.37	\$26,668,146.17	\$20,927,049.73	\$6,253,533.86	\$4,602,840.27	\$10,686,596.34	\$4,062,233.75
1A Road Resurfacing	\$1,857,614.81	\$5,467,139.41	\$6,097,151.29	\$6,216,596.05	\$9,941,964.21	\$23,584,842.95	\$19,399,790.96	\$12,980,262.21	\$0.00	\$0.00	\$6,610,724.16	\$0.00
1B Federal and State Transportation Project Matching Funds	\$1,346,914.47	\$946,831.83	\$1,727,489.34	\$705,239.80	\$1,824,147.29	\$3,172,639.49	\$2,505,326.59	\$2,637,771.76	\$1,943,590.20	\$1,377,614.87	\$1,062,286.38	\$919,049.64
1C Pedestrian Improvements	\$160,831.15	\$124,000.72	\$61,358.71	\$147,901.12	\$887,973.46	\$917,364.36	\$666,879.55	\$619,771.90	\$405,405.41	409909.91	414414.41	391891.89
1D Transportation Enhancements	\$405,873.69	\$245,120.93	\$274,445.64	\$44,654.00	\$640,066.80	\$23,183.33	\$11,111.82	\$0.00	\$0.00	0	1068956.2	1199316.71
1E Multi-Use Trails	\$0.00	\$0.00	\$0.00	\$31,822.55	\$894,632.79	\$519,575.73	\$678,127.54	\$1,749,276.37	\$1,959,497.99	1097825.35	6111.68	0
1F Bridge Repairs and Improvements	\$62,282.07	\$0.00	\$7,803.51	\$249,546.03	\$398,674.17	\$858,697.19	\$868,096.30	\$865,615.40	\$845,919.83	\$855,318.94	\$864,718.05	\$864,718.05
1G Sidewalks to Schools, Transit and Other Locations	\$0.00	\$0.00	\$0.00	\$0.00	\$10,417.81	\$41,671.23	\$41,671.23	\$40,369.01	\$377,574.96	\$424,412.84	\$429,262.75	\$429,262.75
1H Traffic Signal Improvements	\$84,701.50	\$0.00	\$3,678.14	\$639.50	\$655,196.27	\$506,930.68	\$499,297.87	\$498,202.90	\$0.00	\$0.00	\$0.00	\$0.00
1I Community Improvement District Matching Funds	\$0.00	\$0.00	\$0.00	\$0.00	\$0.00	\$379,668.05	\$572,614.11	\$547,717.84	\$0.00	\$0.00	\$0.00	\$0.00
1J Corridor Beautification	\$525,000.00	\$0.00	\$0.00	\$0.00	\$1,414.34	\$128,705.18	\$130,119.52	\$94,760.96	\$0.00	0	0	0
1K Public Transportation Shelters	\$0.00	\$0.00	\$0.00	\$0.00	\$1,558.82	\$38,647.06	\$91,647.06	\$18,147.06	\$0.00	0	0	0
1L Transportation Project Management	\$64,294.79	\$53,834.22	\$108,043.90	\$0.00	\$35,704.78	\$1,592.77	\$0.00	\$0.00	\$0.00	\$0.00	\$0.00	\$0.00
1M Commissioner District Transportation Projects	\$9,562.50	\$16,885.61	\$50,000.00	\$94,996.25	\$286,008.74	\$719,612.34	\$1,203,463.61	\$875,154.32	\$721,545.47	437758.36	230122.71	257994.72
2 Public Safety Facilities & Related Capital Equipment	\$1,525,902.47	\$1,241,627.21	\$1,192,955.61	\$995,144.60	\$2,980,562.83	\$941,585.24	\$2,718,473.14	\$3,191,956.76	\$2,740,108.53	\$2,111,625.96	\$4,840,058.77	\$5,567,013.75
2A Replace Existing / Construct New Fire Stations & Related Capital Equip	\$901,774.73	\$449,480.66	\$815,531.74	\$950,408.27	\$2,074,358.41	\$648,932.40	\$670,760.83	\$1,074,851.63	\$1,125,519.77	\$546,181.46	\$2,030,851.43	\$2,764,333.27
2B Repair Fire Stations & Related Capital Equipment	\$332,868.74	\$792,146.55	\$363,792.85	\$44,736.33	\$102,470.00	\$0.00	\$0.00	\$0.00	\$0.00	\$0.00	\$0.00	\$0.00
2C Upgrade Fire Radio System	\$0.00	\$0.00	\$0.00	\$0.00	\$528.72	\$0.00	\$0.00	\$0.00	\$0.00	0	0	0
2D Purchase & Outfit Fire Quick Response Vehicles	\$0.00	\$0.00	\$0.00	\$0.00	\$10,330.68	\$0.00	\$0.00	\$0.00	\$0.00	0	0	0
2E Repair & Replace Police Precincts and Public Safety Facilities	\$0.00	\$0.00	\$0.00	\$0.00	\$21,690.42	\$791.37	\$1,369.77	\$166.89	\$0.00	\$0.00	\$0.00	\$0.00
2F Purchase & Outfit Police Vehicles	\$0.00	\$0.00	\$0.00	\$0.00	\$7,555.27	\$0.00	\$0.00	\$0.00	\$0.00	0	0	0
2G Repair or Replace Bobby Burgess Building	\$291,259.00	\$0.00	\$13,631.02	\$0.00	\$763,629.33	\$245,925.16	\$1,527,438.08	\$1,548,734.42	\$1,547,633.35	\$1,565,444.50	\$2,809,207.34	\$2,802,680.48
2H Planning and Design for Public Safety Training Facility	\$0.00	\$0.00	\$0.00	\$0.00	\$0.00	\$45,936.31	\$518,904.46	\$568,203.82	\$66,955.41	0	0	0
3 Repair of Capital Outlay Projects	\$1,832,294.04	\$1,964,864.18	\$3,057,254.10	\$3,620,144.83	\$3,733,482.22	\$5,575,904.34	\$6,953,304.97	\$4,085,378.02	\$3,052,990.08	\$3,150,451.84	\$2,631,452.97	\$381,402.01
3A Athletic Fields	\$688,834.10	\$898,343.86	\$1,880,627.46	\$2,470,427.85	\$708,132.87	\$1,255,679.49	\$721,203.49	\$296,693.38	\$121,100.91	\$0.00	\$0.00	\$0.00
3B Renovate Athletic & Recreation Facilities	\$262,596.72	\$86,271.80	\$185,391.20	\$212,403.45	\$431,235.24	\$651,444.97	\$694,827.11	\$568,746.87	\$602,346.34	\$597,087.49	\$283,092.07	\$897.32
3C Parks, Playgrounds and Recreational Areas	\$625,555.61	\$971,209.42	\$283,652.80	\$461,462.70	\$412,357.43	\$312,326.42	\$423,432.74	\$413,707.55	\$675,448.20	\$798,123.05	\$803,898.98	\$155,599.01
3D Pools and Other Aquatic Facilities	\$27,278.44	\$9,039.10	\$0.00	\$0.00	\$13,516.30	\$1,312,334.75	\$1,232,292.31	\$895,309.66	\$9,695.85	\$0.00	\$0.00	\$0.00
3E Resurfacing Trails and Paved Areas	\$0.00	\$0.00	\$299,071.94	\$50,000.00	\$168,733.59	\$0.00	\$123,794.24	\$123,794.24	\$121,679.74	\$227,404.63	\$229,903.59	\$224,905.68
3F Golf Courses	\$0.00	\$0.00	\$0.00	\$0.00	\$0.00	\$0.00	\$0.00	\$0.00	\$0.00	\$0.00	\$0.00	\$0.00
3G Tennis Court Resurfacing	\$0.00	\$0.00	\$88,000.00	\$91,000.00	\$455,339.00	\$0.00	\$514,242.00	\$0.00	\$0.00	\$0.00	\$0.00	\$0.00
3H Stream Bank Restoration/Drainage and Stormwater Improvements	\$0.00	\$0.00	\$0.00	\$38,475.00	\$105,800.00	\$0.00	\$0.00	\$0.00	\$0.00	0	0	0
3I County Courthouse Administrative Complex, Including Parking	\$228,029.17	\$0.00	\$320,510.70	\$267,641.83	\$1,399,091.33	\$2,038,608.74	\$1,892,932.76	\$1,779,946.93	\$1,512,598.68	\$1,517,603.86	\$1,307,474.10	\$0.00
3J General Senior Center Repairs	\$0.00	\$0.00	\$0.00	\$28,734.00	\$39,276.45	\$5,509.97	\$5,570.52	\$7,179.40	\$10,120.36	10232.8	7084.25	0
3K Repair of County Owned Health Facilities	\$0.00	\$0.00	\$0.00	\$0.00	\$0.00	\$0.00	\$0.00	\$0.00	\$0.00	0	0	0
3L General Library Repairs	\$0.00	\$0.00	\$0.00	\$0.00	\$0.00	\$0.00	\$1,345,009.80	\$0.00	\$0.00	0	0	0
4 General and Administrative	\$229,103.00	\$103,746.32	\$190,941.96	\$32,146.14	\$72,142.29	\$11,950.71	\$8,139.59	\$6,137.46	\$2,854.14	\$845.48	\$561.00	\$519.96
4A General Administrative Costs	\$229,103.00	\$103,746.32	\$190,941.96	\$32,146.14	\$72,142.29	\$11,950.71	\$8,139.59	\$6,137.46	\$2,854.14	\$845.48	\$561.00	\$519.96

\*Expenses include invoices paid and invoices submitted for approval.



\*Cumulative Revenue includes interest earnings, pro rata and city contributions.



### Budget and Cost - Program Elements

The current DeKalb County 2017 SPLOST Program Budget remains at \$388M. The Board of Commissioners has approved expenditures of \$326M (adjusted for closed contracts/released funding), with another \$29M pending, against the \$424M in revenues collected to date (including interest earnings, pro rata and city contributions) leaving a balance which is in line with the target reserve of three months revenue.

### Agenda Item Status as of 02/29/2024

Category	PIP Approval Date	Agenda Item No.	Referendum Budget	Authorized				Pending	
				Budget	Expended	Authorized Budget Balance	Referendum Budget Balance	Budget	Referendum Budget Balance
<b>DeKalb County SPLOST</b>			<b>\$ 388,042,978</b>	<b>\$ 326,386,652</b>	<b>\$ 166,134,371</b>	<b>\$ 160,252,281</b>	<b>\$ 61,656,326</b>	<b>\$ 28,690,651</b>	<b>\$ 32,965,675</b>
<b>Transportation Projects</b>			<b>\$ 240,257,747</b>	<b>\$ 211,033,169</b>	<b>\$ 107,025,854</b>	<b>\$ 104,007,314</b>	<b>\$ 29,224,578</b>	<b>\$ 12,759,613</b>	<b>\$ 16,464,965</b>
<b>1A - Road Resurfacing</b>			<b>\$ 151,250,000</b>	<b>\$ 144,639,276</b>	<b>\$ 79,528,918</b>	<b>\$ 65,110,358</b>	<b>\$ 6,610,724</b>	<b>\$ 6,610,724</b>	<b>\$ -</b>
1A.1 - 2018 LMIG Resurfacing CO#1 - Move Incomplete Roads to Phase One Area B	n/a 9/30/2019	2018-2196 2019-4414		\$ 2,499,307	\$ 2,499,307	\$ -			
1A.2 - Phase One SPLOST Road Resurfacing CO #1 - Move Incomplete Roads from LMIG 2018	n/a 9/30/2019	2018-2647 2019-4414		\$ 35,927,922	\$ 33,754,067	\$ 2,173,855		\$ (2,173,855)	
1A.3 - Phase Two SPLOST Road Resurfacing	3/3/2020 9/9/2020	2021-2567 2021-3138 2022-1940 2022-2016 2023-0228 2023-0256 2023-1332		\$ 37,588,827	\$ 16,621,877	\$ 20,966,950			
1A.4 - Rockbridge Road Roadway Stabilization	1/30/2019	2018-2613		\$ 1,000,000	\$ 1,000,000	\$ -			
1A.5 - 2019 LMIG Resurfacing	3/28/2019	2019-4183 2020-1143 2021-2058 2021-2698 2022-1592		\$ 7,438,037	\$ 7,438,037	\$ -			
1A.8 - Advance Patching / Pothole Repair	3/8/2019	2019-3432		\$ 500,000	\$ 342,542	\$ 157,458		\$ (157,458)	
1A.9 - 2020 LMIG Resurfacing	9/9/2020	2019-4240 2020-1634 2021-3212 2021-3352		\$ 7,271,113	\$ 7,271,113	\$ -			
1A.10 - 2021 LMIG Resurfacing	4/13/2022	2020-1140 2022-1586 2023-0258 2023-1162		\$ 11,041,777	\$ 1,048,676	\$ 9,993,101			
1A.11 - 2022 LMIG Resurfacing	9/19/2022	2021-3348 2022-2373		\$ 19,764,564	\$ 9,553,299	\$ 10,211,264			
1A.12 - 2023 LMIG Resurfacing		2022-2361 2023-1014		\$ 21,607,730		\$ 21,607,730			
<sup>4</sup> 1A.13 - 2024 LMIG Resurfacing		2023-1229				\$ -		\$ 8,942,037	
<b>1B - Federal and State Transportation Project Matching Funds for Transportation Purposes</b>			<b>\$ 25,550,000</b>	<b>\$ 25,394,285</b>	<b>\$ 8,524,688</b>	<b>\$ 16,869,597</b>	<b>\$ 155,715</b>	<b>\$ -</b>	<b>\$ 155,715</b>
1B.1 - Rockbridge Road Utilities (GA Power Reimbursement)	n/a	2018-2622		\$ 75,576	\$ 75,576	\$ -			
1B.1 - Rockbridge Road Streetscape	3/8/2019	2019-3833 2021-3219 2022-1132 2022-2162 2022-2217 2022-2481 2023-0449		\$ 2,417,186	\$ 2,046,053	\$ 371,133			



1B.1 - Rockbridge Road Stormwater Mgt Pond Retrofit	8/20/2019	2019-4155		\$ 175,000	\$ 174,472	\$ 528			
1B.2 - Flat Shoals, Henderson & Salem Sidewalks	5/7/2019	2019-3205 2020-0028 2020-0793 2021-2215 2021-3307 2022-1615 2022-2380 2023-0128 2023-1203		\$ 3,408,257	\$ 3,310,463	\$ 97,793			
1B.3 - South River Trail Phase 5	6/19/2019	2019-3899 2021-2138		\$ 1,991,206	\$ 1,991,206	\$ -			
1B.4 - A/E Services for Transportation - (1) Kensington Trail (2) DeKalb Ave Quiet Zone CSX Crossing	9/22/2020 6/05/2023	2020-0915 2023-0692		\$ 1,603,440	\$ 322,935	\$ 1,280,506			
1B.5 - North Druid Hill Road/Valley Brook Road Study	12/1/2020 11/17/2022	2020-1522 2022-2468		\$ 154,000	\$ 154,000	\$ -			
1B.6 - South River Trail Extension		2021-2254		\$ 160,000		\$ 160,000			
1B.7 - East Rock Springs Road Roundabout	9/29/2021	2021-2367 2021-3504 2022-2304 2023-0620		\$ 325,000	\$ 127,330	\$ 197,670			
1B.8 - 2021 LMIG Pavement Marking Safety Upgrades	12/20/2021	2021-2735 2021-3061 2021-3309		\$ 175,000	\$ 129,212	\$ 45,788			
1B.9 - Constitution Road Freight Corridor Operational and Safety Improvements - Phase 1	8/31/2021	2021-3056		\$ 3,614,622	\$ 3,000	\$ 3,611,622			
1B.10 - North Druid Hills Road at CSX Railroad Bridge Replacement Design		2021-3065		\$ 180,000		\$ 180,000			
1B.11 - Panola Road Improvement Project	4/1/2022	2021-3209 2022-1314		\$ 4,837,500	\$ 144,497	\$ 4,693,004			
1B.12 - South River Trail (Waldrop Rd to MLK High) Scoping Study		2021-3353		\$ 50,000		\$ 50,000			
1B.13 - Redan Road Safety & Operations Improvements Study	8/7/2023	2022-1260 2023-0961		\$ 80,000	\$ 4,600	\$ 75,400			
1B.14 - Orion Drive Bridge Upgrade/Replacement	7/15/2022	2022-1730		\$ 150,000	\$ 37,345	\$ 112,655			
1B.15 - Cedar Grove Bridge Replacement	5/12/2023 12/06/2023	2023-0622 2023-0803 2023-1541		\$ 4,861,691		\$ 4,861,691			
1B.16 - Pleasantdale Road Pedestrian Improvements Design		2023-0684		\$ 150,000	\$ 2,000	\$ 148,000			
1B.17 - Flat Shoals Parkway Sidewalk Design		2023-0685		\$ 200,000	\$ 2,000	\$ 198,000			
1B.18 - 2023 LMIG Pavement Marking Safety Upgrades		2023-0800		\$ 200,000		\$ 200,000			
1B.19 - Briarcliff Road Crosswalks	8/7/2023 11/20/2023	2023-1443		\$ 180,808		\$ 180,808			
1B.20 - Michelle Obama Trail Extension		2024-0231		\$ 405,000		\$ 405,000			
1C - Pedestrian Improvements			\$ 14,450,000	\$ 6,617,627	\$ 1,934,336	\$ 4,683,291	\$ 7,832,373	\$ 3,615,000	\$ 4,217,373
1C.1 - Pedestrian Improvements (8 + 6 Sidewalks)	9/24/2019	2019-4053 2020-0250		\$ 1,000,000	\$ 858,137	\$ 141,863			
1C.2 - Briarcliff Road/Scott Boulevard Sidewalks	9/24/2019	Pending		\$ -	\$ -	\$ -		\$ 135,000	
1C.3 - South Fork Peachtree Creek Trail/Old Clairmont Road	1/30/2019	COO Approved		\$ 20,720	\$ 20,720	\$ -			
1C.4 - A/E Services for Transportation	9/22/2020 6/05/2023	2020-0915 2023-0692		\$ 993,527	\$ 220,591	\$ 772,936			
1C.5 - Glenwood Road Sidewalk	1/11/2021 5/6/2022	2020-2026 2021-3504 2022-1659 2022-2304 2023-0620		\$ 1,078,248	\$ 380,632	\$ 697,616			

1C.6 - McAfee Road Sidewalks	7/5/2022	2022-1784 2022-1854		\$ 525,132	\$ 454,256	\$ 70,876			
1C.7 - Snapfinger Woods Drive Sidewalk	2/9/2024					\$ -		\$ 2,000,000	
North Decatur Sidewalk						\$ -		\$ 1,315,000	
DeKalb Industrial Sidewalk						\$ -		\$ 165,000	
Sidewalk Construction On-call vendor program		2021-3410 2022-1448		\$ 3,000,000		\$ 3,000,000			
1D - Transportation Enhancements			\$ 9,000,000	\$ 1,923,287	\$ 1,313,246	\$ 610,040	\$ 7,076,713	\$ 1,275,793	\$ 5,800,921
1D.3 - A/E Services for Transportation	9/22/2020	2020-0915 2023-0692 2023-1582		\$ 431,086	\$ 350,621	\$ 80,465			
1D.4 - Cedar Grove Road Bridge detour route improvements		2020-1383 2022-1585		\$ 245,000	\$ 230,247	\$ 14,753			
1D.5 - N. Decatur Road Improvements	9/29/2021 3/22/2022	2021-2367 2022-1323 2023-0044 2023-0435 2023-1287		\$ 1,247,201	\$ 732,378	\$ 514,823			
1D.6 - Flowers Road Traffic Signal Beacon and Enhancements	7/13/2023							\$ 100,000	
Right Turn Lane on Briarlake Road at Briarcliff Road	1/23/2024							\$ 175,793	
Rockbridge Road Traffic Calming								\$ 160,000	
RR Grade Crossing Safety Projects								\$ 840,000	
1E - Multi Use Trails			\$ 7,000,000	\$ 3,467,452	\$ 152,154	\$ 3,315,298	\$ 3,532,548	\$ 750,000	\$ 2,782,548
1E.1 - South Peachtree Creek Trail Feasibility Study		2021-3357		\$ 30,700	\$ 29,535	\$ 1,165			
1E.4 - Ready Mix Concrete for Multi Use Trails <sup>2</sup>	n/a	2018-1570		\$ -	\$ -	\$ -			
1E.5 - A/E Services for Transportation (Kensington Trail)	9/22/2020 6/05/2023	2020-0915 2023-0692		\$ 936,752	\$ 101,244	\$ 835,508			
1E.6 - Old Castle Multi-Use Trail (Custer to Crestdale)		2020-0485		\$ 2,500,000	\$ 21,375	\$ 2,478,625			
Neighborhood Trail Connections								\$ 750,000	
1F - Bridge Repairs and Improvements			\$ 7,000,000	\$ 7,000,000	\$ 666,220	\$ 6,333,780	\$ -	\$ -	\$ -
1F.6 - A/E Services for Transportation	9/22/2020 6/05/2023	2020-0915 2021-2696 2023-0692		\$ 302,700	\$ 293,938	\$ 8,762			
1F.7 - Cedar Grove Bridge Design-Build	5/12/2023	2020-1383 2023-0622		\$ 6,697,300	\$ 372,282	\$ 6,325,018			
1G - Sidewalks to Schools, Transit, and Other Locations			\$ 4,000,000	\$ 337,277	\$ -	\$ 337,277	\$ 3,662,723	\$ -	\$ 3,662,723
1G.2 - A/E Services for Transportation	9/22/2020 6/05/2023	2020-0915 2023-0692		\$ 337,277		\$ 337,277			
1H - Traffic Signal Improvements			\$ 2,350,000	\$ 805,835	\$ 195,977	\$ 609,858	\$ 1,544,165	\$ 500,000	\$ 1,044,165
1H.2 - A/E Services for Transportation	9/22/2020 6/05/2023	2020-0915 2023-0692		\$ 272,477	\$ 24,468	\$ 248,010			
1H.3 Pleasantdale Road Pedestrian Crossing Improvements	9/29/2021	2022-1756		\$ 179,722	\$ 171,509	\$ 8,213			
1H.4 - DeKalb Industrial at Milscoff Ped Crossing & Traffic Signal	4/10/2023	2023-1039		\$ 353,636	\$ -	\$ 353,636			
School Traffic Signals								\$ 500,000	
1I - Community Improvement District Matching Funds for Transportation Purposes			\$ 1,500,000	\$ -	\$ -	\$ -	\$ 1,500,000	\$ -	\$ 1,500,000
1J - Corridor Beautification			\$ 1,250,000	\$ 895,000	\$ 895,000	\$ -	\$ 355,000	\$ -	\$ 355,000
IJ.5 GDOT Bridges over 285 (Glenwood Rd, Covington Hwy, Redwing Circle)	5/25/2022	2020-1250 2022-1697		\$ 895,000	\$ 895,000	\$ -			
1K - Public Transportation Shelters			\$ 150,000	\$ -	\$ -	\$ -	\$ 150,000	\$ -	\$ 150,000
1L - Transportation Project Management			\$ 9,701,074	\$ 15,419,231	\$ 13,046,835	\$ 2,372,397	\$ (5,718,157)	\$ -	\$ (5,718,157)
1L - Transportation Project Management <sup>3</sup>	n/a	2018-2272 2022-1826		\$ 15,419,231	\$ 13,046,835	\$ 2,372,397			

1M - Commission District Transportation Projects (\$7,056,673)									
District 1 Transportation Projects			\$ 1,008,096	\$ 120,000	\$ 50,000	\$ 70,000	\$ 888,096		\$ 888,096
1M.1.1 District 1 - City of Tucker Maintenance Improvements	n/a	2021-3396		\$ 50,000	\$ 50,000	\$ -			
1M.1.2 District 1 - TOD and Multi-use Trail Value Analysis (I-285 BRT)	n/a	2024-0257 2024-0309		\$ 70,000	\$ -	\$ 70,000			
District 2 Transportation Projects			\$ 1,008,096	\$ 1,008,096	\$ -	\$ 1,008,096	\$ 0	\$ -	\$ 0
South Fork Peachtree Creek Trail:									
1M.2.1 S. Fork Peachtree Crk Trail - Audubon to Beacon Hill	n/a	2022-2281 2022		\$ 558,096		\$ 558,096			
1M.2.2 S. Fork Peachtree Crk - Margaret Harris Park/Trail R/W	n/a			\$ 50,000		\$ 50,000			
1M.2.3 S. Fork Peachtree Crk - Margaret Harris Park/Trail CON	n/a			\$ 400,000		\$ 400,000			
District 3 Transportation Projects			\$ 1,008,096	\$ 930,000	\$ 206,420	\$ 723,580	\$ 78,096	\$ -	\$ 78,096
1M.3.1 District 3 - Metro South CID	n/a	2020-1063		\$ 80,000	\$ -	\$ 80,000			
1M.3.2 District 3 - Cedar Grove Rd Traffic Calming Projects	n/a	2021-3548 2022-1948		\$ 800,000	\$ 206,420	\$ 593,580			
1M.3.3 District 3 - Flat Shoals / Warrior Path Traffic Signal	n/a	2021-3550		\$ 50,000	\$ -	\$ 50,000			
District 4 Transportation Projects			\$ 1,008,096	\$ 475,803	\$ 186,706	\$ 289,097	\$ 532,293	\$ -	\$ 532,293
1M.4.1 District 4 - Market Street Sidewalk	10/4/2021	2021-3240		\$ 136,803	\$ 136,706	\$ 97			
1M.4.2 District 4 - City of Tucker Maintenance Improvements	n/a	2021-3395		\$ 50,000	\$ 50,000	\$ -			
1M.4.3 District 4 - S. Fork Peachtree Creek Trail Design - N. DeKalb Mall to Orion Drive	n/a	2022-2026 2022-2593		\$ 154,000		\$ 154,000			
1M.4.4 District 4 - Bermuda Road at Stewart Mill Road Roundabout	n/a	2022-2177		\$ 135,000		\$ 135,000			
District 5 Transportation Projects			\$ 1,008,096			\$ -	\$ 1,008,096		\$ 1,008,096
District 6 Transportation Projects			\$ 1,008,096	\$ 1,000,000	\$ 325,355	\$ 674,645	\$ 8,096	\$ 8,096	\$ 0
1M.6.1 Old Castle Multi-Use Trail (Custer to Crestdale)	n/a	2020-0485		\$ 500,000	\$ -	\$ 500,000			
1M.6.2 Peachtree Creek Greenway Comprehensive Concept Plan	n/a	2020-1496 2021-2278		\$ 150,000	\$ 76,600	\$ 73,400			
1M.6.3 Sagamore-Leafmore Trail Concept Plan and Design	n/a	2020-1563 2021-3220 2021-3315 2022-1153		\$ 350,000	\$ 248,755	\$ 101,245			
1M.6.4 - Cedar Grove Road Traffic Calming								\$ 8,096	
District 7 Transportation Projects			\$ 1,008,096	\$ 1,000,000	\$ -	\$ 1,000,000	\$ 8,096		\$ 8,096
1M.7.1 - Bermuda Road at Stewart Mill Road Roundabout		2023-1516		\$ 1,000,000	\$ -	\$ 1,000,000			

<b>Public Safety Facilities and Related Capital Equipment</b>				\$ 84,714,587	\$ 57,910,673	\$ 24,960,626	\$ 32,950,047	\$ 26,803,914	\$ 12,422,030	\$ 14,381,884
<b>2A - Replace Existing Fire Station(s) and Construct New Fire Station(s) and Related Capital Equipment</b>				\$ 41,151,612	\$ 40,751,808	\$ 9,535,263	\$ 31,216,545	\$ 399,804	\$ -	\$ 399,804
2A.1 - Fire Station No. 7	8/1/2019 9/9/2021 9/15/2021 4/13/2022 11/14/2022	2020-1165 2021-3084 2021-3540 2022-1921 2022-2546 2023-0259 2023-0675			\$ 6,624,386	\$ 6,455,692	\$ 168,694			
2A.1 - Fire Station No. 7 Construction Administration Services	9/5/2019	2019-4354 2022-2402			\$ 89,070	\$ 82,450	\$ 6,620			
2A.2 - Fire Station No. 27	3/10/2021 9/28/2022	2020-1242 2022-1263 2022-2333 2022-2393			\$ 7,209,602	\$ 317,977	\$ 6,891,626			
2A.3 - Fire Station No. 16	1/11/2023	2022-2376 2023-0635 2023-0693			\$ 8,380,000	\$ 307,723	\$ 8,072,277			
2A.5 - Fire Station No. 28	7/24/2023	2023-0952 2023-1342			\$ 9,138,750	\$ 526,806	\$ 8,611,944			

2A.6 - Fire Station No. 5	3/20/2023	2023-0371 2023-0396 2023-1344 2023-1297		\$ 8,310,000	\$ 932,004	\$ 7,377,996			
2A.4 - Fire Station No. 14	8/16/2023	2023-1033 2023-1343		\$ 1,000,000	\$ 912,612	\$ 87,388			
<b>2B - Repair Fire Stations and Related Capital Equipment</b>				<b>\$ 3,100,000</b>	<b>\$ 3,100,000</b>	<b>\$ 2,997,530</b>	<b>\$ 102,470</b>	<b>\$ -</b>	<b>\$ -</b>
2B.1 - Fire Station Roofs	n/a 07/21/2020	2019-3704 2020-1647 2021-2027		\$ 1,136,640	\$ 1,034,530	\$ 102,110			
2B.2 - Fire Station Alerting Systems (Encoders)	3/8/2021	2021-2314		\$ 1,963,360	\$ 1,963,000	\$ 360			
<b>2C - Upgrade Fire Radio System</b>				<b>\$ 1,500,000</b>	<b>\$ 1,500,000</b>	<b>\$ 1,499,471</b>	<b>\$ 529</b>	<b>\$ -</b>	<b>\$ -</b>
2C.1 - Upgrade Fire Radio System	n/a	2018-1789		\$ 1,500,000	\$ 1,499,471	\$ 529			
<b>2D - Purchase Fire Quick Response Units</b>				<b>\$ 2,000,000</b>	<b>\$ 2,000,000</b>	<b>\$ 1,989,669</b>	<b>\$ 10,330</b>	<b>\$ 0</b>	<b>\$ -</b>
2D.1 - Purchase Fire Quick Response Units	n/a	2018-1695 2018-2547 2020-0010		\$ 2,000,000	\$ 1,989,669	\$ 10,330			
<b>2E - Repair and Replace Police Precinct(s) and Public Safety Facility(s)</b>				<b>\$ 2,856,675</b>	<b>\$ 2,854,316</b>	<b>\$ 2,832,657</b>	<b>\$ 21,660</b>	<b>\$ 2,359</b>	<b>\$ -</b>
2E.1 - Exchange Building Elevators	5/7/2019	2019-3550		\$ 859,464	\$ 859,464	\$ -			
2E.2 - Fire Services Training Facility	8/19/2020	2020-1109 2021-2336 2022-1226		\$ 1,994,852	\$ 1,973,193	\$ 21,660			
<b>2F - Police Vehicles</b>				<b>\$ 5,606,300</b>	<b>\$ 5,606,300</b>	<b>\$ 5,598,745</b>	<b>\$ 7,555</b>	<b>\$ -</b>	<b>\$ -</b>
2F.1 - Police Vehicles	n/a	2018-1695 2018-2927 2018-2929 2018-2038		\$ 5,606,300	\$ 5,598,745	\$ 7,555			
<b>2G - Repair or Replace Bobby Burgess Building</b>				<b>\$ 27,300,000</b>	<b>\$ 2,098,249</b>	<b>\$ 507,291</b>	<b>\$ 1,590,958</b>	<b>\$ 25,201,751</b>	<b>\$ 12,422,030</b>
2G.2 Bobby Burgess Evidence Storage Facility	9/30/2021	2021-3540 2022-2285 2023-0642 2023-1205		\$ 2,098,249	\$ 507,291	\$ 1,590,958		\$ 12,422,030	
<b>2H - Planning &amp; Design for Public Safety Training Facility</b>				<b>\$ 1,200,000</b>	<b>\$ -</b>	<b>\$ -</b>	<b>\$ -</b>	<b>\$ 1,200,000</b>	<b>\$ -</b>
<b>Repair of Capital Outlay Projects</b>				<b>\$ 57,250,000</b>	<b>\$ 51,622,167</b>	<b>\$ 28,412,362</b>	<b>\$ 23,209,805</b>	<b>\$ 5,627,833</b>	<b>\$ 3,509,008</b>
<b>Parks and Recreation Repairs</b>				<b>\$ 37,250,000</b>	<b>\$ 32,735,119</b>	<b>\$ 20,739,168</b>	<b>\$ 11,995,950</b>	<b>\$ 4,514,881</b>	<b>\$ 3,509,008</b>
<b>3A - Athletic Fields</b>				<b>\$ 11,650,000</b>	<b>\$ 11,158,869</b>	<b>\$ 8,667,658</b>	<b>\$ 2,491,211</b>	<b>\$ 491,131</b>	<b>\$ -</b>
3A.10 - Athletic Field A&E Services <sup>1</sup>	1/9/2019	2019-3932 2021-2758		\$ 48,500	\$ -	\$ 48,500			
3A.11 Gresham Park Baseball Fields Renovation	11/23/2020	2020-1553 2020-1579 2021-2720 2022-1755		\$ 2,500,000	\$ 2,216,848	\$ 283,152			
3A.12 Athletic Field Renovations at Exchange, Wade Walker, Midway and Shoal Creek Parks	9/1/2021	2021-3080		\$ 6,719,586	\$ 5,399,875	\$ 1,319,711			
3A.13 Athletic Field Lighting and Electrical Improvements - Truelove Park	1/26/2022	2022-1165		\$ 500,000	\$ 486,840	\$ 13,160			
3A.14 - Athletic Scoreboards at Hamilton, Rock Chapel and Shoal Creek Parks	7/27/2022 10/11/2022	2022-1942		\$ 110,612	\$ 99,627	\$ 10,985			
3A.15 - Athletic Field Renovations at Hamilton and Redan Parks	7/27/2022 10/11/2022	2023-0059		\$ 1,280,171	\$ 464,468	\$ 815,703			
<b>3B - Renovate Athletic and Recreation Facilities</b>				<b>\$ 8,400,000</b>	<b>\$ 8,395,097</b>	<b>\$ 4,570,443</b>	<b>\$ 3,824,654</b>	<b>\$ 4,903</b>	<b>\$ 14,903</b>
3B.1 - Athletic and Recreation Facility A&E Services <sup>1</sup>	1/9/2019 9/9/2020	2019-3932 2021-2758		\$ 251,500	\$ 208,820	\$ 42,680			

3B.2 - Athletic and Recreation Facility Roofs	5/7/2019	2019-3704 2021-2602 2021-2759		\$ 3,802,302	\$ 2,820,494	\$ 981,808			
3B.3 - Athletic and Recreation Facilities Modernizations and Upgrades	5/26/2021 5/22/2022	2021-2016 2021-2574 2022-1594 2022-1751 2022-2132		\$ 3,116,295	\$ 732,863	\$ 2,383,432		\$ 14,903	
3B.4 - Athletic and Recreation Facilities Pavilion, Shelter and Shade Structure Improvements	10/5/2021	2021-3150		\$ 1,225,000	\$ 808,266	\$ 416,734			
<b>3C - Parks, Playgrounds, and Recreational Areas</b>			<b>\$ 6,900,000</b>	<b>\$ 3,405,895</b>	<b>\$ 2,908,107</b>	<b>\$ 497,788</b>	<b>\$ 3,494,105</b>	<b>\$ 3,494,105</b>	<b>\$ -</b>
3C.1 - Lithonia Park New Playground	n/a	2018-1873		\$ 200,000	\$ 200,000	\$ -			
3C.16 - Parks, Playgrounds & Recreational Areas A&E Services <sup>1</sup>	1/9/2019	2019-3932 2021-2758		\$ 155,500	\$ 50,401	\$ 105,099			
3C.17 - Glen Emerald Dam Trail Improvements		2021-2151 2021-2576 2022-2242		\$ 500,047	\$ 500,047	\$ 0			
3C.18 - Parks, Playgrounds & Recreational Areas	3/16/2022	2022-1502 2022-1625 2022-1887 2022-2107 2023-0349 2023-0355		\$ 2,550,348	\$ 2,157,659	\$ 392,689		\$ 3,494,105	
<b>3D - Pools and Other Aquatics Facilities</b>			<b>\$ 3,950,000</b>	<b>\$ 3,939,500</b>	<b>\$ 497,558</b>	<b>\$ 3,441,942</b>	<b>\$ 10,500</b>	<b>\$ -</b>	<b>\$ 10,500</b>
3D.1 - Pools and Other Aquatic Facilities A&E Services <sup>1</sup>	1/9/2019	2021-2758		\$ 204,500	\$ 191,654	\$ 12,846			
3D.2 - NH Scott Park Pool Renovations and Upgrades	9/1/2021	2022-1126 2023-0060 2023-0668		\$ 3,735,000	\$ 305,904	\$ 3,429,096			
<b>3E - Resurfacing Trails and Paved Areas</b>			<b>\$ 3,000,000</b>	<b>\$ 3,000,000</b>	<b>\$ 1,820,784</b>	<b>\$ 1,179,216</b>	<b>\$ -</b>	<b>\$ -</b>	<b>\$ -</b>
3E.1 - Resurfacing at Mary Scott, Hidden Acres, Chestnut Street, Rock Chapel and Gresham Parks	3/28/2019	2018-1657 2021-2827 2021-3410 2022-1448		\$ 3,000,000	\$ 1,820,784	\$ 1,179,216			
<b>3F - Sugar Creek Golf and Tennis Action Plan</b>		2018-2771	<b>\$ 1,000,000</b>	<b>\$ 1,000,000</b>	<b>\$ 1,000,000</b>	<b>\$ -</b>	<b>\$ -</b>	<b>\$ -</b>	<b>\$ -</b>
3F.1.1 - Sugar Creek Golf and Tennis Musco Lighting	n/a	2018-1750		\$ 400,000	\$ 400,000	\$ -			
3F.1.3 - Sugar Creek Golf Bridge Repair/Replacement	3/21/2019	2019-3918		\$ 600,000	\$ 600,000	\$ -			
<b>3G - Tennis Court Resurfacing</b>			<b>\$ 2,150,000</b>	<b>\$ 1,635,758</b>	<b>\$ 1,180,419</b>	<b>\$ 455,339</b>	<b>\$ 514,242</b>	<b>\$ -</b>	<b>\$ 514,242</b>
3G.1 - Repair and Replacement of various Tennis Facilities and Basketball Courts in DeKalb County Parks	8/19/2020	2021-2140 2021-2141 2021-3017 2021-3151 2023-0157		\$ 1,635,758	\$ 1,180,419	\$ 455,339		\$ -	
<b>3H - Stream Bank Restoration / Drainage and Stormwater Improvements</b>			<b>\$ 200,000</b>	<b>\$ 200,000</b>	<b>\$ 94,200</b>	<b>\$ 105,800</b>	<b>\$ -</b>	<b>\$ -</b>	<b>\$ -</b>
3H.1 - Stream Bank Restoration / Drainage and Stormwater Improvements	12/4/2020	2018-2912 2020-0658 2022-2224 2023-0849		\$ 200,000	\$ 94,200	\$ 105,800			
<b>General Repairs</b>			<b>\$ 20,000,000</b>	<b>\$ 18,887,048</b>	<b>\$ 7,673,194</b>	<b>\$ 11,213,854</b>	<b>\$ 1,112,952</b>	<b>\$ -</b>	<b>\$ 1,112,952</b>
<b>3I - County Courthouse Administrative Complex, Including Parking</b>			<b>\$ 16,500,000</b>	<b>\$ 15,387,048</b>	<b>\$ 5,603,177</b>	<b>\$ 9,783,871</b>	<b>\$ 1,112,952</b>	<b>\$ -</b>	<b>\$ 1,112,952</b>
3I.1 Repairs to Courthouse Parking Deck <sup>5</sup>	9/29/2021	2022-1134 2022-2012 2022-2245 2023-0293		\$ 10,959,847	\$ 1,513,372	\$ 9,446,475			
3I.5.2 - DeKalb County Court Building HVAC Equipment Improvements	6/3/2021	2021-2501		\$ 910,000	\$ 910,000	\$ -			

3I.5.3 - DeKalb County Court Building Elevators	5/7/2019 4/10/2023	2019-3550 2023-0450 2023-0484		\$ 1,046,169	\$ 914,398	\$ 131,771			
3I.5.4 - DeKalb County Court Building Security Improvements	3/28/2022 1/12/2023	2022-1683 2022-2512 2023-0363 2023-0703		\$ 799,932	\$ 594,306	\$ 205,625			
3I.5.7 - DeKalb County Court Building Roof Repairs and Improvements	6/3/2021	2021-2759		\$ 1,671,100	\$ 1,671,100	\$ -			
<b>3J - General Senior Center Repairs</b>				<b>\$ 1,000,000</b>	<b>\$ 1,000,000</b>	<b>\$ 915,026</b>	<b>\$ 84,974</b>	<b>\$ -</b>	<b>\$ -</b>
3J.1.1 - Lou Walker Senior Center (1) HVAC (2) Heat Exchanger (3) WSHR 45 Replacement	n/a	2018-1788 2020-0181		\$ 242,871	\$ 242,372	\$ 499			
3J.1.2 - 30 Warren St Senior Ctr (1) HVAC (2) Boiler Pump	3/12/2020	2020-0181		\$ 293,324	\$ 293,324	\$ -			
3J.2.1 - 30 Warren Street Senior Center Roof Repair	5/7/2019	2020-0445		\$ 178,576	\$ 145,322	\$ 33,254			
3J.3.1 - 30 Warren Street Senior Center Elevator Repair	12/9/2020	2020-0679		\$ 183,089	\$ 178,944	\$ 4,145			
3J.3.2 - Lou Walker Senior Center Elevator Repair	n/a	2021-2280		\$ 9,600	\$ 9,600	\$ -			
3J.4.1 - Lou Walker Senior Center Erosion Control Landscaping		2021-2708		\$ 16,730	\$ 16,730	\$ -			
3J.4.2 - 30 Warren Senior Center Concrete Slab Enclosure		2020-0181		\$ 28,734	\$ 28,734	\$ -			
General Senior Center Repairs HVAC Unallocated		2020-0181		\$ 47,075	\$ -	\$ 47,075			
<b>3K - Repair of County Owned Health Care Facilities</b>				<b>\$ 1,000,000</b>	<b>\$ 1,000,000</b>	<b>\$ 1,000,000</b>	<b>\$ 0</b>	<b>\$ (0)</b>	<b>\$ -</b>
3K.1.1 - Richardson Health Care Facility HVAC	n/a	2018-1788		\$ 723,186	\$ 723,186	\$ -			
3K.1.2 - N DeKalb Health Center HVAC	3/12/2020	2020-0181		\$ 276,814	\$ 276,814	\$ 0			
<b>3L - General Library Repairs</b>				<b>\$ 1,500,000</b>	<b>\$ 1,500,000</b>	<b>\$ 154,990</b>	<b>\$ 1,345,010</b>	<b>\$ -</b>	<b>\$ -</b>
3L.1 - Dumbwaiter System @ Decatur Main Library	5/9/2019	2019-3550		\$ 71,378	\$ 71,378	\$ -			
3L.2.1 - Flat Shoals Library Roof	5/9/2019	2019-3704 2020-0445 2021-2602 2022-1237		\$ 83,613	\$ 83,613	\$ -			
3L.3 - DeKalb County Library Facility Bathroom Renovations	9/29/2021 2/14/2022 7/13/2023	2022-1239 2022-1221 2023-0752		\$ 1,345,010	\$ -	\$ 1,345,010			
<b>General Administrative Cost for All Projects</b>				<b>\$ 5,820,644</b>	<b>\$ 5,820,644</b>	<b>\$ 5,735,528</b>	<b>\$ 85,116</b>	<b>\$ -</b>	<b>\$ -</b>
4A - General Administrative	3/21/2019	2018-2272		\$ 5,820,644	\$ 5,820,644	\$ 5,735,528	\$ 85,116		

<sup>1</sup>On-call budget amounts were split equally among the requested categories for A&E Services. Authorized budget amounts may be redistributed among categories as bids are received from vendors for specified scopes of work.

<sup>2</sup>Contract expired before funds were utilized. (SiteMix)

<sup>3</sup>Budget reflects CO's #1 and #3 approved by BOC on 11/15/2022 (2022-1826) and 8/8/2023 (2023-0858) respectively.

<sup>4</sup>Total SPLOST Contribution anticipated to be \$20,000,000 if funding is available.

<sup>5</sup>Budget includes \$14,984 that was authorized by the COO on 11/1/2022.

\*SPLOST Authorized Budget Expended includes paid invoices only. Through the end of February 2024, the SPLOST program has authorized 84% of the total SPLOST referendum budget and \$166M of the overall Total SPLOST Program Budget has been expended (\$199M has been invoiced to-date on all projects including those with outside funding sources). See Appendix G for detailed program financial status.

## PROGRAM MANAGEMENT

### Summary

**Transportation:** Construction continues on SPLOST Phase 2 Resurfacing Area A (25 miles) and Area B (25 miles), 2021 LMIG Resurfacing (24 miles), and 2022 LMIG Resurfacing (28 miles). Contract execution for 2023 LMIG Resurfacing project (25 miles) continues and planning for the 2024 LMIG Resurfacing project has begun. The Cedar Grove Bridge Design-Build project continues. The Redan Road Corridor Scoping Study and the DeKalb Industrial Way at Milscott Drive Traffic Signal contracts are underway, and the Briarcliff Road Pedestrian crossing improvements contract is in execution. The South River Trail Phase VI and North Druid Hills Road at CSX Bridge Replacement design proposals are under review. Right-of-way continues on the East Rock Springs Road Roundabout and the Glenwood Road Sidewalk projects. Design services for multiple transportation projects are ongoing.

**Public Safety Facilities and Related Capital Equipment:** Fire Station No. 7 is complete. Design of Fire Station No. 27 and Fire Station No. 16 continues. Phase coordination and site acquisition for three additional new fire stations continues. Design for the relocation of the Bobby Burgess Evidence Storage Facility continues. Development of a phased spending plan to address remaining issues at the Bobby Burgess complex is ongoing.

**Repair of Capital Outlay Projects - Park and Recreation:** Athletic Field Renovations continue at Wade Walker and Midway Parks. Stream Bank Restoration/Drainage Stormwater Improvements at WD Thomson Park continue. Tennis Court resurfacing at Emory Grove Park is nearing completion. The Medlock, Princeton, Emmie Smith, Shoal Creek 3, Washington, Bruce and WD Thomson Park Playgrounds are complete, and contracts continue for playgrounds at Shoal Creek 2 Park and Oak Creek Park. Five additional County Park Playground projects will follow. Pavilion and Shade Structure improvements are complete at Glen Emerald, Shoal Creek II, Emory Grove and Washington Parks and contracts continue for Exchange and County Line Parks. Design and permitting continues for projects at multiple Athletic and Recreation Facilities which includes the modernizations and upgrades to concession buildings, recreation centers, bathrooms and field houses as well as pavilion, shelter and shade structure improvements. The NH Scott Pool buildings project is under contract.

**Repair of Capital Outlay Projects - General Repairs:** Security Upgrades at the County Courthouse project continue. Construction on the Parking Deck Renovations at the County Courthouse Administrative Complex project are underway. The Library Restrooms Renovations projects continue. The Chamblee Library Restroom renovations are complete.

### Program Management Activities

- 1 The SPLOST project team furthered planning and delivery efforts for several projects including:
- 2 Resurfacing Projects and Bridge Repair/Replacement projects
- 3 Bobby Burgess Building, DeKalb County Courthouse Administrative Complex, and Fire Stations
- 4 Road Operations and Safety and Traffic Calming Improvement Projects
- 5 Sidewalk and multi-use trail projects
- 6 Library Restroom Repair/Replacement Projects
- 7 DeKalb County Park improvements including Athletic Fields, Playgrounds, Tennis and Basketball Courts, Shelters, Shade Structures and Facilities, Lighting, and Aquatic and Recreation Facilities
- 8 Stream Bank Restoration / Drainage and Stormwater Improvements

### Planned Activities for Next Period

- 1 Continue planning and executing scopes of work presented and approved by the BOC utilizing established protocol.
- 2 Continue/complete construction on active projects.
- 3 Continue to advance project development, design, right-of-way and construction across all program categories.



## Issues

- 1 **Economy & Labor** Revenue trends have been strong since the onset of the pandemic, but subsequent concerns are being monitored. These include the effects of inflation and rising material costs driven by increased production, labor and transportation costs. In addition, the shortages of materials, long delivery times and local labor shortages are negatively impacting project schedules.

## Financial

The original Program Management contract was issued to Moreland Altobelli (now Atlas Technical Consultants) in the amount of \$14,988,844.39 with a period of performance of 6/26/2018 to 12/31/2023. An NTP was issued for 8/2/2018. Subsequently, individual work authorizations and modifications were issued as follows:

1. **Work Authorization 1** - Project Management Core Services for FY 2018 in the amount of \$772,420.00 was issued under 1L Transportation Project Management. Period of performance is 8/27/2018 to 12/31/2018.
2. **Work Authorization 2** - CEI Services for 1A 2018 LMIG in the amount of \$309,780.00 was issued under 1L Transportation Project Management. Period of performance is 9/27/2018 to 9/3/2019.
3. **Work Authorization 3** - CEI Services for 1A Phase 1 SPLOST Road Resurfacing in the amount of \$1,132,000.00 was issued 11/9/2018 under 1L Transportation Project Management. Period of performance is 11/12/2018 to 11/13/2019.
4. **Work Authorization 4** - Project Management Core Services for FY 2019 was issued in the amount of \$1,543,880.00 (\$970,482.97 was issued under 1L Transportation Project Management; \$342,123.81 was issued under 4A General Admin - Public Safety; \$150,528.30 was issued under 4A General Admin - Parks and Recreation; \$80,744.92 was issued under 4A General Admin - General Repairs). Period of performance is 2/1/2019 to 8/31/2019.
5. **Work Authorization 5** - CEI Services for 3E Resurfacing Trails and Paved Areas in the amount of \$73,500.00 was issued under 4A General Administrative Costs. Period of performance is 3/21/2019 to 9/21/2019. WA #5 Modification 1 changed completion date to 12/31/21.
6. **Work Authorization 6** - CEI Services for 1B Flat Shoals, Henderson & Salem Road Sidewalks in the amount of \$353,500 was issued under 1L Transportation Project Management. Period of performance is 8/16/2019 to 12/31/2020. WA #6 Modification 1 changed completion date to 12/31/21 and increased not-to-exceed to \$693,895.71.
7. **Work Authorization 7** - CEI Services for 1B Rockbridge Road Streetscape in the amount of \$166,795 was issued under 1L Transportation Project Management. Period of performance is 1/8/2020 to 7/1/2021. WA #7 Modification 1 changed completion date to 12/31/21 and increased not-to-exceed to \$332,807.16.
8. **Work Authorization 8** - CEI Services for 1B Rockbridge Road Water/Sewer Improvements in the amount of \$32,900 was issued under 1L Transportation Project Management. Period of Performance is 1/8/2020 to 7/1/2021. WA #8 Modification 1 changed completion date to 9/30/21 and increased not-to-exceed to \$64,900.
9. **Work Authorization 9** - CEI Services for 1B South River Trail Phase 5 in the amount of \$70,457 and was issued under 1L Transportation Project Management. Period of performance is 9/26/2019 to 3/26/2021. WA#9 Modification 1 changed completion date to 12/31/21.
10. **Work Authorization 10** - Project Management Core Services for period of performance 11/1/2019 to 10/31/2020 in the amount of \$3,130,811.26 (\$1,968,027.97 was issued under 1L Transportation Project Management; \$693,787.77 was issued under 4A General Admin - Public Safety; \$305,254.10 was issued under 4A General Admin - Parks and Recreation; \$163,741.43 was issued under 4A General Admin - General Repairs).
11. **Work Authorization 11** - CEI Services for 1A 2019 LMIG Resurfacing in the amount of \$573,920.72 was issued under 1L Transportation Project Management. Period of performance is 12/20/2019 to 12/20/2020.
12. **Work Authorization 12** - CEI Services for 1C Sidewalk Construction in the amount of \$62,400.80 was issued under 1L Transportation Project Management. Period of performance is 04/01/2020 to 12/31/2020.

13. **Work Authorization 13** - Project Management Core Services for FY 2021 in the amount of \$3,280,000.00 (\$2,061,808.00 was issued under - 1L Transportation Project Management; \$726,848.00 was issued under 4A General Admin - Public Safety; \$319,800.00 was issued under 4A General Admin - Parks and Recreation; \$171,544.00 was issued under 4A General Admin - General Repairs). Period of performance is 01/01/2021 to 12/31/2021. Revision 1 to WA 13 was approved on 3/21/2022 and increased the amount to \$3,473,761.42 and extended completion to 02/28/2022. Revision 2 to WA 13 was approved on 7/7/2022 and increased the amount to \$4,125,888.70 and extended completion to 5/31/2022. Revision 3 to WA 13 was approved on 10/24/2022 and increased the amount to \$4,755,016.70 and extended the completion to 7/2/2022.
14. **Work Authorization 14** - CEI Services for 1A 2020 LMIG Resurfacing in the amount of \$657,818.10 was issued under 1L Transportation Project Management.
15. **Work Authorization 15** - CEI Services for 2A Fire Station No. 7 in the amount of \$166,400.00 was issued under 4A General Administrative Costs. Period of performance is 02/09/2021 to 02/23/2023.
16. **Work Authorization 16** - CEI Services for 1A Phase 2 SPLOST Road Resurfacing in the amount of \$1,258,256 was issued 03/18/2022 under 4A General Administrative Costs. Period of performance is 3/18/2022 to 3/18/2023. WA#13 Revision 3 reduced amount to \$629,128.00 to cover awarded construction contract for Area B. WA#16 Revision 1 increased contract time to 12/31/2023 to cover contractor's time extension.
17. **Work Authorization 17** - Right-of-Way Acquisition Services for 1C Pedestrian Improvements for Glenwood Road Sidewalk in the amount of \$261,700 was approved. Period of performance is 11/09/2021 to 12/31/2022.
18. **Change Order No. 1** - Project Management Core Services contract not-to-exceed increase from \$14,998,844.39 to \$17,763,346.75 was approved by the BOC on 11/15/2022.
19. **Work Authorization 18** - Project Management Core Services in the amount of \$3,378,400 was issued under CO#1 and was approved on 12/22/2022.
20. **Work Authorization 19** - CEI Services for 1A 2021 LMIG Resurfacing in the amount of \$636,452.00 was approved on 12/29/2022. Period of performance is 10/13/2022 to 12/31/2023.
21. **Work Authorization 20** - CEI Services for 1A Phase 2 SPLOST Road Resurfacing in the amount of \$682,115.00 was approved on 5/31/2023. Period of performance is 5/31/2023 to 6/30/2024.
22. **Work Authorization 21** - CEI Services for 1A 2022 LMIG Resurfacing in the amount of \$682,115.00 was approved on 03/07/2023. Period of performance is 03/07/2023 to 03/07/2024.
23. **Change Order No. 2** - Project Management Core Services contract not-to-exceed increase from \$17,763,346.75 to \$18,166,546.75 was approved by the BOC on 08/08/2023. Budget source identification is pending.
24. **Change Order No. 3** - Project Management Core Services contract not-to-exceed increase from \$18,166,546.75 to \$21,120,202.65 was approved by the BOC on 08/08/2023.

***\*Please note Original Contract amount was 14,998,844.39 and included Core Services work authorizations. All CEI Services are shown as supplemental services and will be addressed in future change orders. The Contract Status chart reflects final costs for Work Authorizations that have been completed and closed.***



<b>Contract Status - Core Services</b>		
Original Contract Amount:		\$14,791,128.66
Approved Work Authorizations:	\$14,791,128.66	
Invoiced to Date:		\$13,479,541.09
Remaining Work Authorizations Amount:	\$1,311,587.57	
Pending Work Authorizations:	\$0.00	
Current Contract Amount:		\$14,791,128.66
Remaining Contract Amount:		\$1,311,587.57
Percent of Contract Amount Complete:		91.13%
<b>Contract Status - Supplemental Services</b>		
Executed Supplemental Work Authorizations:		\$5,925,873.99
Invoiced to Date Supplemental Work Authorizations:		\$4,795,541.82
Remaining Supplemental Work Authorizations Contract Amount:	\$1,130,332.17	
Percent of Supplemental Work Authorizations Amount Complete:		80.93%
Pending Supplemental Work Authorizations:		\$0.00
Total Supplemental Services Amount:		\$5,925,873.99
<b>Total Contract Status</b>		
Current Contract Amount:		\$20,717,002.65
Total Invoiced to Date:		\$18,275,082.91
Remaining Contract Amount:		\$2,441,919.74
Percent of Contract Amount Complete:		88.21%

### Schedule

Current authorized projects are progressing as planned. See respective project status pages for details.

### Public Involvement

The team continues to support public involvement tasks including county-wide town hall meetings, individual board member's district meetings, and citizen's oversight group meetings.

### Contract Compliance and LSBE

The total Board of Commissioners SPLOST awards are \$284,843,344 as of February 2024. The SPLOST Local Small Business Enterprise Program (LSBE) participation attainment stands at \$111,115,746 or 39% percent. This includes 42 Projects (14 LSBE Primes) and 72 subcontractors/LSBEs.

During the month of February 2024, the SPLOST Contract Compliance Officer attended eight (8) Mandatory Prime/ LSBE Zoom meetings with Contracting and Procurement Team in which the Dekalb procurements projects were outlined for open solicitation. The Dekalb County Title VI Policy was presented to the attendees. There were no SPLOST bid solicitation openings and 1 Notice-to-Proceed during February.

Conducted outreach with weekly updates for the County Contracting and Purchasing Department through Zoom meetings, email, telephone contacts and text to various organizations, businesses, and subcontractors.

Attended three (3) meetings with SPLOST Team Program Manager, Contracting and Procurement Department and Finance Department to discuss and update the SPLOST Program activity, contract invoices and financial status.

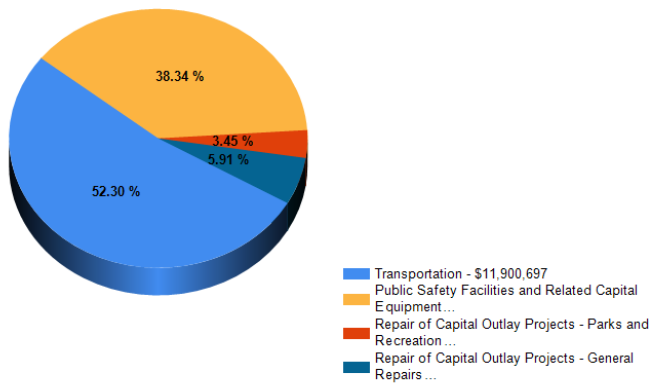
Reviewed and confirmed LSBE listed participation on current awarded contracts. Continue to provide Dekalb SPLOST business opportunities outreach and training with Dekalb Purchasing scheduled nine times annually. Outreach includes activity through Zoom training, emails, text messaging and phone on the SPLOST Program, Contract Compliance and Title VI Policy for all external procurement Invitation To Bid (ITBs) and Request For Proposal (RFPs) advertised.

Conducted on-going monitoring with Prime and LSBE subcontractors. Conducted continuous monitoring Title Primes and Subs follow the Title VI, equal opportunity and LSBE policies. Updated monthly records of numerous Primes and LSBE subcontractor invoices, contractor payments and delinquency report.

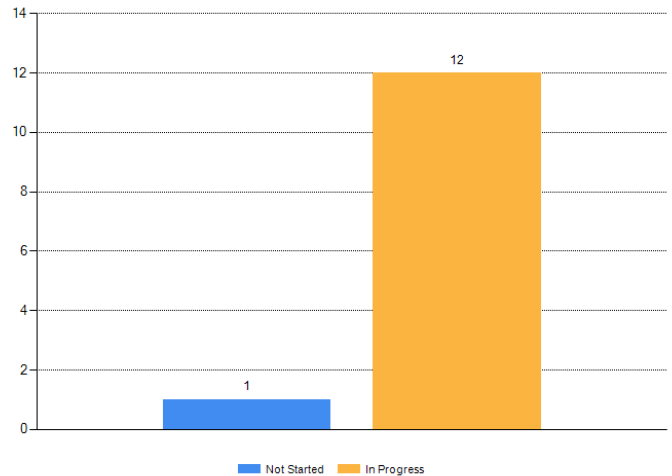
## DISTRICT 1 STATUS

COMMISSIONER: ROBERT PATRICK

District 1 Budget By Category



District 1 Active Project Status



### Active District Projects

Name	District(s) / Super	Status
Phase Two SPLOST Resurfacing	01, 02, 03, 04, 05 / 06, 07	In Construction
2022 LMIG Resurfacing	01, 02, 03, 04, 05 / 06, 07	In Construction
2023 LMIG Resurfacing	01, 02, 03, 04, 05 / 06, 07	Purchasing
A/E Services for Transportation (On-Call)	01, 02, 03, 04, 05 / 06, 07	Design Phase
2023 LMIG Pavement Marking Safety Upgrades	01, 02, 03, 04, 05 / 06, 07	Purchasing
A/E Services for Transportation (On-Call)	01, 02, 03, 04, 05 / 06, 07	Design Phase
A/E Services for Transportation (On-Call)	01, 02, 03, 04, 05 / 06, 07	Design Phase
A/E Services for Transportation (On-Call)	01, 02, 03, 04, 05 / 06, 07	Design Phase
Transportation Program Management	01, 02, 03, 04, 05 / 06, 07	Program Management
Fire Station No. 5	01 / 07	Design Phase
Parks, Playgrounds and Recreational Areas (14 Parks)	01, 02, 03, 04, 05 / 06, 07	In Progress
DeKalb County Libraries Restroom Renovations	01, 02, 03, 04, 05 / 06, 07	In Construction
General Administrative	01, 02, 03, 04, 05 / 06, 07	In Progress

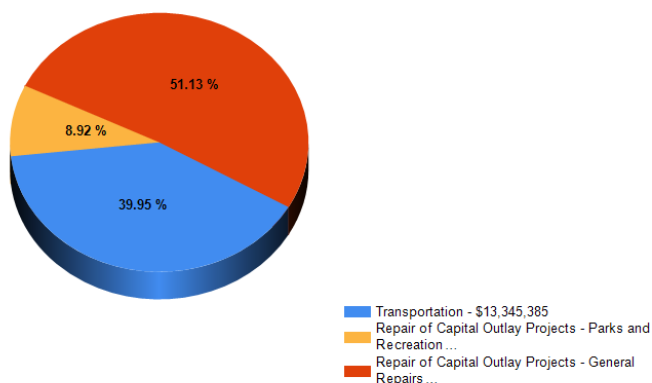
### Planned District Projects

Name	District(s) / Super
2024 LMIG Resurfacing	01, 02, 03, 04, 05 / 06, 07
Pedestrian Improvements	01, 02, 03, 04, 05 / 06, 07
Commission District Transportation Projects	01, 02, 03, 04, 05 / 06, 07
Resurfacing Trails and Paved Areas	01, 02, 03, 04, 05 / 06, 07

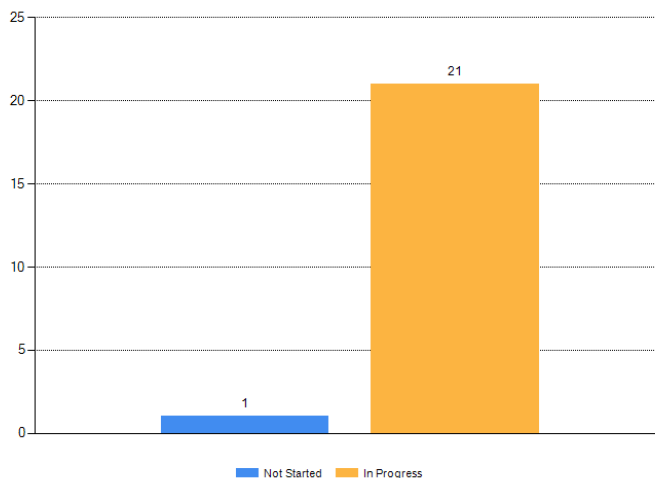
## DISTRICT 2 STATUS

COMMISSIONER: MICHELLE LONG SPEARS

District 2 Budget By Category



District 2 Active Project Status



### Active District Projects

Name	District(s) / Super	Status
Phase Two SPLOST Resurfacing	01, 02, 03, 04, 05 / 06, 07	In Construction
2021 LMIG Resurfacing	02, 03, 04, 05 / 06, 07	In Construction
2022 LMIG Resurfacing	01, 02, 03, 04, 05 / 06, 07	In Construction
2023 LMIG Resurfacing	01, 02, 03, 04, 05 / 06, 07	Purchasing
A/E Services for Transportation (On-Call)	01, 02, 03, 04, 05 / 06, 07	Design Phase
North Druid Hills Road/Valley Brook Road Corridor Study	02, 04 / 06	In Progress
East Rock Springs Road Roundabout	02 / 06	ROW Phase
2023 LMIG Pavement Marking Safety Upgrades	01, 02, 03, 04, 05 / 06, 07	Purchasing
Briarcliff Road Rectangular Rapid Flashing Beacon Crosswalks	02 / 06	Purchasing
A/E Services for Transportation (On-Call)	01, 02, 03, 04, 05 / 06, 07	Design Phase
A/E Services for Transportation (On-Call)	01, 02, 03, 04, 05 / 06, 07	Design Phase
A/E Services for Transportation (On-Call)	01, 02, 03, 04, 05 / 06, 07	Design Phase
Transportation Program Management	01, 02, 03, 04, 05 / 06, 07	Program Management
Athletic and Recreation Facilities Pavilions, Shelters and Shade Structures Improvements	02, 03, 04, 05 / 06, 07	In Construction
Parks, Playgrounds and Recreational Areas (14 Parks)	01, 02, 03, 04, 05 / 06, 07	In Progress
Tennis Court and Basketball Court Resurfacing	02, 03, 04 / 06, 07	In Construction
Stream Bank Restoration / Drainage and Stormwater Improvements	02 / 06	In Progress
Repairs to Courthouse Parking Deck	02 / 06	Purchasing
DeKalb County Court Building - Security Improvements	02 / 06	Installation
DeKalb County Libraries Restroom Renovations	01, 02, 03, 04, 05 / 06, 07	In Construction
General Administrative	01, 02, 03, 04, 05 / 06, 07	In Progress

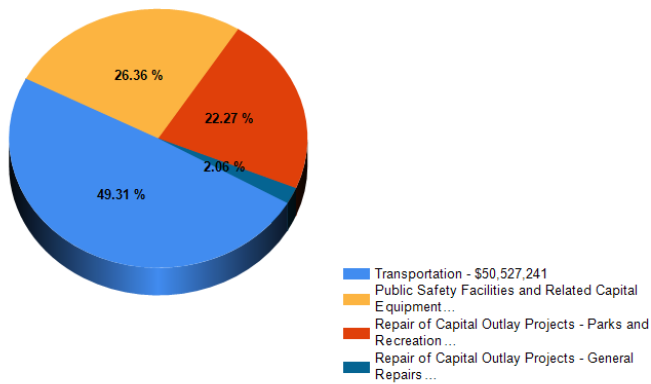
### Planned District Projects

Name	District(s) / Super
2024 LMIG Resurfacing	01, 02, 03, 04, 05 / 06, 07
North Druid Hills Road at CSX Railroad Bridge Replacement	02 / 06
Pedestrian Improvements	01, 02, 03, 04, 05 / 06, 07
Commission District Transportation Projects	01, 02, 03, 04, 05 / 06, 07
Resurfacing Trails and Paved Areas	01, 02, 03, 04, 05 / 06, 07

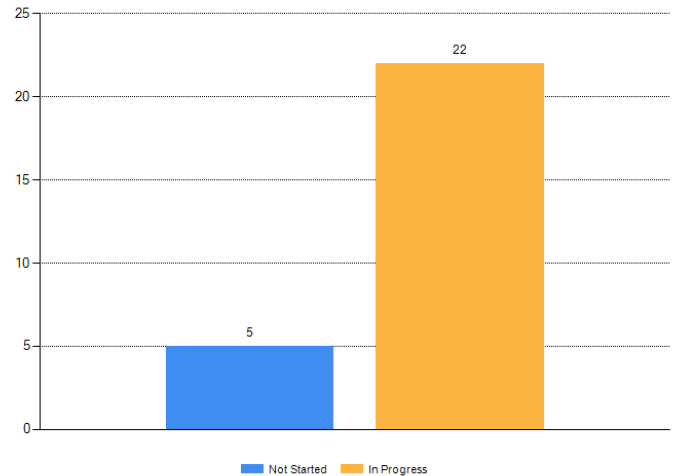
## DISTRICT 3 STATUS

COMMISSIONER: LARRY JOHNSON

District 3 Budget By Category



District 3 Active Project Status



### Active District Projects

Name	District(s) / Super	Status
Phase Two SPLOST Resurfacing	01, 02, 03, 04, 05 / 06, 07	In Construction
2021 LMIG Resurfacing	02, 03, 04, 05 / 06, 07	In Construction
2022 LMIG Resurfacing	01, 02, 03, 04, 05 / 06, 07	In Construction
2023 LMIG Resurfacing	01, 02, 03, 04, 05 / 06, 07	Purchasing
A/E Services for Transportation (On-Call)	01, 02, 03, 04, 05 / 06, 07	Design Phase
2023 LMIG Pavement Marking Safety Upgrades	01, 02, 03, 04, 05 / 06, 07	Purchasing
Michelle Obama Trail Extension	03 / 07	Not Started
A/E Services for Transportation (On-Call)	01, 02, 03, 04, 05 / 06, 07	Design Phase
Glenwood Road Sidewalk Ph. 3	03, 05 / 07	ROW Phase
A/E Services for Transportation (On-Call)	01, 02, 03, 04, 05 / 06, 07	Design Phase
Old Castle Multi-Use Trail (S. River Trail Phase 7)	03 / 06	ROW Phase
Cedar Grove Road Bridge Design-Build	03 / 06	In Construction
A/E Services for Transportation (On-Call)	01, 02, 03, 04, 05 / 06, 07	Design Phase
Transportation Program Management	01, 02, 03, 04, 05 / 06, 07	Program Management
Fire Station No. 16	03 / 07	Design Phase
Fire Station No. 28	03 / 07	ROW Phase
Athletic Field Renovations at Exchange, Wade Walker, Midway and Shoal Creek Parks	03, 04 / 07	In Construction
Athletic and Recreation Facilities Modernizations and Upgrades	03, 04, 05 / 06, 07	In Construction
Athletic and Recreation Facilities Pavilions, Shelters and Shade Structures Improvements	02, 03, 04, 05 / 06, 07	In Construction
Parks, Playgrounds and Recreational Areas (14 Parks)	01, 02, 03, 04, 05 / 06, 07	In Progress
NH Scott Park Pool Renovations and Upgrades	03 / 06	In Progress
Tennis Court and Basketball Court Resurfacing	02, 03, 04 / 06, 07	In Construction
DeKalb County Libraries Restroom Renovations	01, 02, 03, 04, 05 / 06, 07	In Construction
General Administrative	01, 02, 03, 04, 05 / 06, 07	In Progress

### Planned District Projects

Name	District(s) / Super
2024 LMIG Resurfacing	01, 02, 03, 04, 05 / 06, 07
South River Trail Extension Phase VI (Crestdale Circle to near Boulder Walk Drive)	03 / 06
Constitution Road Freight Corridor Operational and Safety Improvements - Phase 1	03 / 06



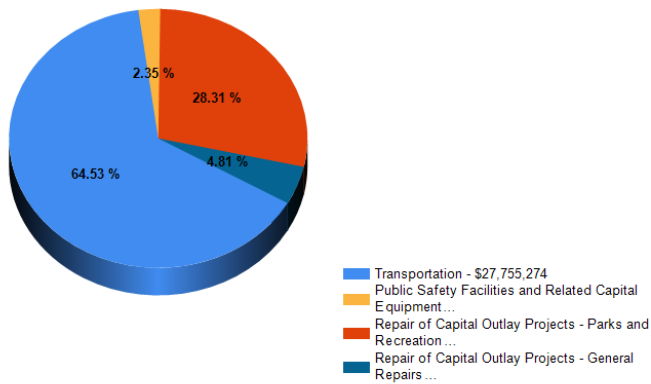
Name	District(s) / Super
South River Trail Extension (Waldrop Rd to MLK HS) Study	03, 05 / 07
Pedestrian Improvements	01, 02, 03, 04, 05 / 06, 07
Commission District Transportation Projects	01, 02, 03, 04, 05 / 06, 07
Resurfacing Trails and Paved Areas	01, 02, 03, 04, 05 / 06, 07



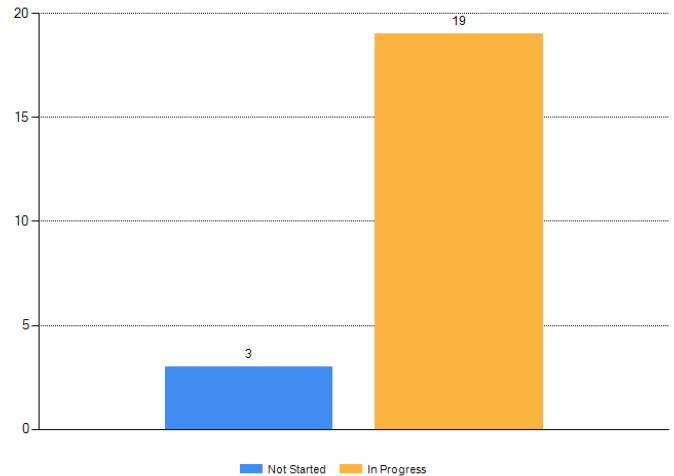
## DISTRICT 4 STATUS

COMMISSIONER: STEVE BRADSHAW

District 4 Budget By Category



District 4 Active Project Status



### Active District Projects

Name	District(s) / Super	Status
Phase Two SPLOST Resurfacing	01, 02, 03, 04, 05 / 06, 07	In Construction
2021 LMIG Resurfacing	02, 03, 04, 05 / 06, 07	In Construction
2022 LMIG Resurfacing	01, 02, 03, 04, 05 / 06, 07	In Construction
2023 LMIG Resurfacing	01, 02, 03, 04, 05 / 06, 07	Purchasing
A/E Services for Transportation (On-Call)	01, 02, 03, 04, 05 / 06, 07	Design Phase
North Druid Hills Road/Valley Brook Road Corridor Study	02, 04 / 06	In Progress
Redan Road Safety and Operations Improvements Study	04, 05 / 07	Not Started
Orion Drive Bridge Upgrade / Replacement	04 / 06	Design Phase
2023 LMIG Pavement Marking Safety Upgrades	01, 02, 03, 04, 05 / 06, 07	Purchasing
A/E Services for Transportation (On-Call)	01, 02, 03, 04, 05 / 06, 07	Design Phase
A/E Services for Transportation (On-Call)	01, 02, 03, 04, 05 / 06, 07	Design Phase
A/E Services for Transportation (On-Call)	01, 02, 03, 04, 05 / 06, 07	Design Phase
DeKalb Industrial at Milscott Traffic Signal and Pedestrian Crossing	04 / 06	Not Started
Transportation Program Management	01, 02, 03, 04, 05 / 06, 07	Program Management
Athletic Field Renovations at Exchange, Wade Walker, Midway and Shoal Creek Parks	03, 04 / 07	In Construction
Athletic Field Renovations at Hamilton and Redan Parks	04, 05 / 06, 07	In Construction
Athletic and Recreation Facilities Modernizations and Upgrades	03, 04, 05 / 06, 07	In Construction
Athletic and Recreation Facilities Pavilions, Shelters and Shade Structures Improvements	02, 03, 04, 05 / 06, 07	In Construction
Parks, Playgrounds and Recreational Areas (14 Parks)	01, 02, 03, 04, 05 / 06, 07	In Progress
Tennis Court and Basketball Court Resurfacing	02, 03, 04 / 06, 07	In Construction
DeKalb County Libraries Restroom Renovations	01, 02, 03, 04, 05 / 06, 07	In Construction
General Administrative	01, 02, 03, 04, 05 / 06, 07	In Progress

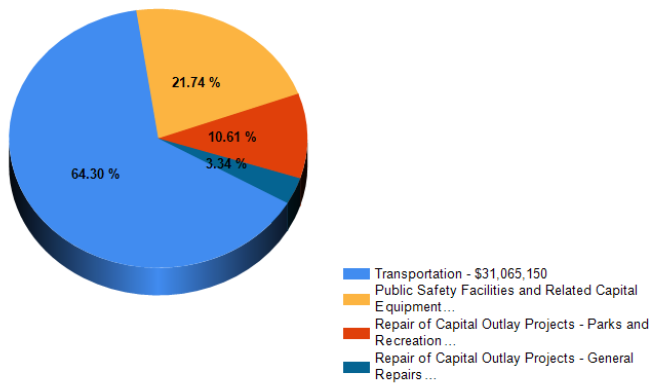
### Planned District Projects

Name	District(s) / Super
2024 LMIG Resurfacing	01, 02, 03, 04, 05 / 06, 07
Pedestrian Improvements	01, 02, 03, 04, 05 / 06, 07
Commission District Transportation Projects	01, 02, 03, 04, 05 / 06, 07
Resurfacing Trails and Paved Areas	01, 02, 03, 04, 05 / 06, 07

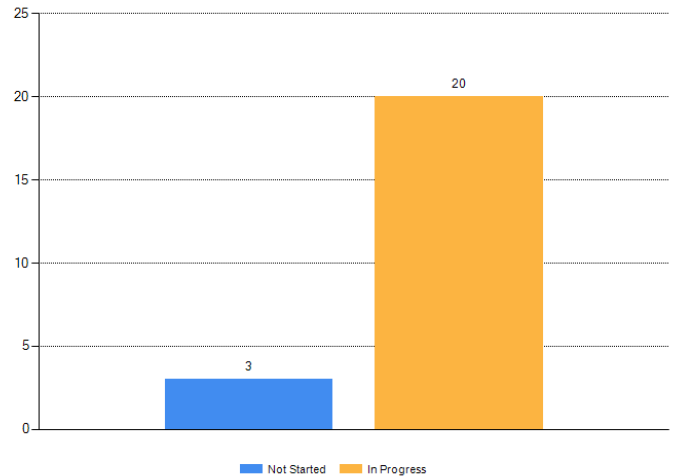
## DISTRICT 5 STATUS

COMMISSIONER: MEREDA DAVIS JOHNSON

District 5 Budget By Category



District 5 Active Project Status



### Active District Projects

Name	District(s) / Super	Status
Phase Two SPLOST Resurfacing	01, 02, 03, 04, 05 / 06, 07	In Construction
2021 LMIG Resurfacing	02, 03, 04, 05 / 06, 07	In Construction
2022 LMIG Resurfacing	01, 02, 03, 04, 05 / 06, 07	In Construction
2023 LMIG Resurfacing	01, 02, 03, 04, 05 / 06, 07	Purchasing
A/E Services for Transportation (On-Call)	01, 02, 03, 04, 05 / 06, 07	Design Phase
Redan Road Safety and Operations Improvements Study	04, 05 / 07	Not Started
2023 LMIG Pavement Marking Safety Upgrades	01, 02, 03, 04, 05 / 06, 07	Purchasing
A/E Services for Transportation (On-Call)	01, 02, 03, 04, 05 / 06, 07	Design Phase
Glenwood Road Sidewalk Ph. 3	03, 05 / 07	ROW Phase
A/E Services for Transportation (On-Call)	01, 02, 03, 04, 05 / 06, 07	Design Phase
A/E Services for Transportation (On-Call)	01, 02, 03, 04, 05 / 06, 07	Design Phase
Transportation Program Management	01, 02, 03, 04, 05 / 06, 07	Program Management
Fire Station No. 27	05 / 07	Design Phase
Fire Station No. 14	05 / 07	ROW Phase
Bobby Burgess Evidence Storage Facility	05 / 07	Design Phase
Athletic Field Renovations at Hamilton and Redan Parks	04, 05 / 06, 07	In Construction
Athletic and Recreation Facilities Modernizations and Upgrades	03, 04, 05 / 06, 07	In Construction
Athletic and Recreation Facilities Pavilions, Shelters and Shade Structures Improvements	02, 03, 04, 05 / 06, 07	In Construction
Parks, Playgrounds and Recreational Areas (14 Parks)	01, 02, 03, 04, 05 / 06, 07	In Progress
DeKalb County Libraries Restroom Renovations	01, 02, 03, 04, 05 / 06, 07	In Construction
General Administrative	01, 02, 03, 04, 05 / 06, 07	In Progress

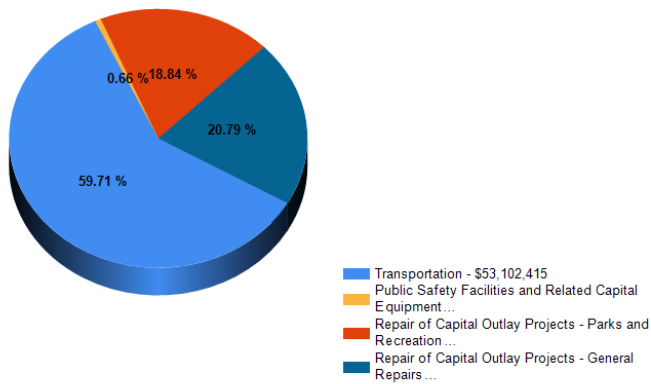
### Planned District Projects

Name	District(s) / Super
2024 LMIG Resurfacing	01, 02, 03, 04, 05 / 06, 07
South River Trail Extension (Waldrop Rd to MLK HS) Study	03, 05 / 07
Pedestrian Improvements	01, 02, 03, 04, 05 / 06, 07
Commission District Transportation Projects	01, 02, 03, 04, 05 / 06, 07
Bobby Burgess Building A&E Needs Assessment	05 / 07
Resurfacing Trails and Paved Areas	01, 02, 03, 04, 05 / 06, 07

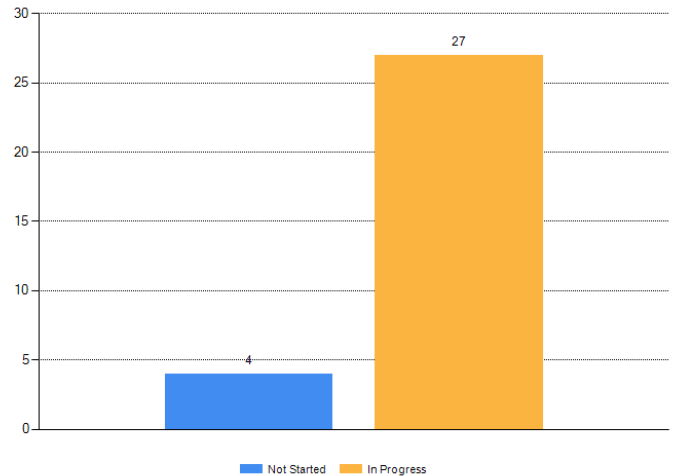
## DISTRICT 6 STATUS

COMMISSIONER: EDWARD "TED" TERRY

District 6 Budget By Category



District 6 Active Project Status



### Active District Projects

Name	District(s) / Super	Status
Phase Two SPLOST Resurfacing	01, 02, 03, 04, 05 / 06, 07	In Construction
2021 LMIG Resurfacing	02, 03, 04, 05 / 06, 07	In Construction
2022 LMIG Resurfacing	01, 02, 03, 04, 05 / 06, 07	In Construction
2023 LMIG Resurfacing	01, 02, 03, 04, 05 / 06, 07	Purchasing
A/E Services for Transportation (On-Call)	01, 02, 03, 04, 05 / 06, 07	Design Phase
North Druid Hills Road/Valley Brook Road Corridor Study	02, 04 / 06	In Progress
East Rock Springs Road Roundabout	02 / 06	ROW Phase
Orion Drive Bridge Upgrade / Replacement	04 / 06	Design Phase
2023 LMIG Pavement Marking Safety Upgrades	01, 02, 03, 04, 05 / 06, 07	Purchasing
Briarcliff Road Rectangular Rapid Flashing Beacon Crosswalks	02 / 06	Purchasing
A/E Services for Transportation (On-Call)	01, 02, 03, 04, 05 / 06, 07	Design Phase
A/E Services for Transportation (On-Call)	01, 02, 03, 04, 05 / 06, 07	Design Phase
Old Castle Multi-Use Trail (S. River Trail Phase 7)	03 / 06	ROW Phase
Cedar Grove Road Bridge Design-Build	03 / 06	In Construction
A/E Services for Transportation (On-Call)	01, 02, 03, 04, 05 / 06, 07	Design Phase
DeKalb Industrial at Milscott Traffic Signal and Pedestrian Crossing	04 / 06	Not Started
Transportation Program Management	01, 02, 03, 04, 05 / 06, 07	Program Management
Athletic Field Renovations at Hamilton and Redan Parks	04, 05 / 06, 07	In Construction
Athletic and Recreation Facilities Modernizations and Upgrades	03, 04, 05 / 06, 07	In Construction
Athletic and Recreation Facilities Pavilions, Shelters and Shade Structures Improvements	02, 03, 04, 05 / 06, 07	In Construction
Parks, Playgrounds and Recreational Areas (14 Parks)	01, 02, 03, 04, 05 / 06, 07	In Progress
NH Scott Park Pool Renovations and Upgrades	03 / 06	In Progress
Tennis Court and Basketball Court Resurfacing	02, 03, 04 / 06, 07	In Construction
Stream Bank Restoration / Drainage and Stormwater Improvements	02 / 06	In Progress
Repairs to Courthouse Parking Deck	02 / 06	Purchasing
DeKalb County Court Building - Security Improvements	02 / 06	Installation
DeKalb County Libraries Restroom Renovations	01, 02, 03, 04, 05 / 06, 07	In Construction
General Administrative	01, 02, 03, 04, 05 / 06, 07	In Progress



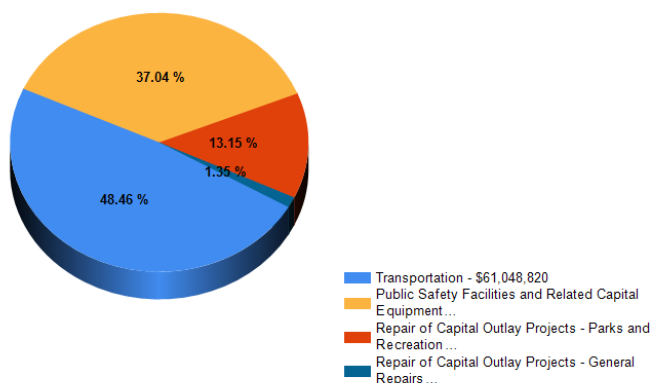
## Planned District Projects

Name	District(s) / Super
2024 LMIG Resurfacing	01, 02, 03, 04, 05 / 06, 07
South River Trail Extension Phase VI (Crestdale Circle to near Boulder Walk Drive)	03 / 06
Constitution Road Freight Corridor Operational and Safety Improvements - Phase 1	03 / 06
North Druid Hills Road at CSX Railroad Bridge Replacement	02 / 06
Pedestrian Improvements	01, 02, 03, 04, 05 / 06, 07
Commission District Transportation Projects	01, 02, 03, 04, 05 / 06, 07
Resurfacing Trails and Paved Areas	01, 02, 03, 04, 05 / 06, 07

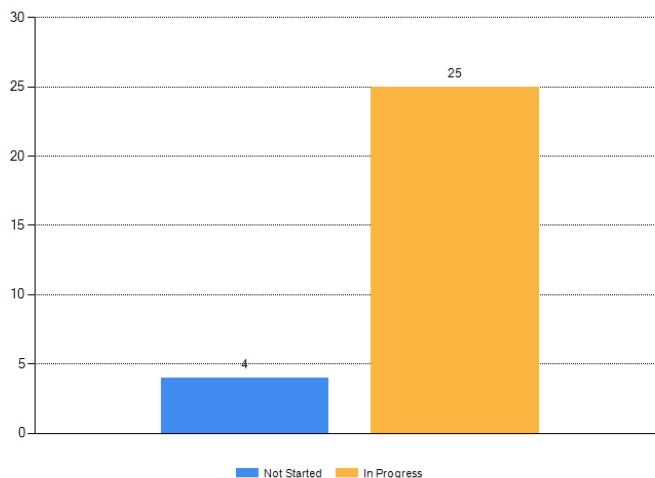
## DISTRICT 7 STATUS

COMMISSIONER: LORRAINE COCHRAN-JOHNSON

District 7 Budget By Category



District 7 Active Project Status



### Active District Projects

Name	District(s) / Super	Status
Phase Two SPLOST Resurfacing	01, 02, 03, 04, 05 / 06, 07	In Construction
2021 LMIG Resurfacing	02, 03, 04, 05 / 06, 07	In Construction
2022 LMIG Resurfacing	01, 02, 03, 04, 05 / 06, 07	In Construction
2023 LMIG Resurfacing	01, 02, 03, 04, 05 / 06, 07	Purchasing
A/E Services for Transportation (On-Call)	01, 02, 03, 04, 05 / 06, 07	Design Phase
Redan Road Safety and Operations Improvements Study	04, 05 / 07	Not Started
2023 LMIG Pavement Marking Safety Upgrades	01, 02, 03, 04, 05 / 06, 07	Purchasing
Michelle Obama Trail Extension	03 / 07	Not Started
A/E Services for Transportation (On-Call)	01, 02, 03, 04, 05 / 06, 07	Design Phase
Glenwood Road Sidewalk Ph. 3	03, 05 / 07	ROW Phase
A/E Services for Transportation (On-Call)	01, 02, 03, 04, 05 / 06, 07	Design Phase
A/E Services for Transportation (On-Call)	01, 02, 03, 04, 05 / 06, 07	Design Phase
Transportation Program Management	01, 02, 03, 04, 05 / 06, 07	Program Management
Fire Station No. 27	05 / 07	Design Phase
Fire Station No. 16	03 / 07	Design Phase
Fire Station No. 14	05 / 07	ROW Phase
Fire Station No. 28	03 / 07	ROW Phase
Fire Station No. 5	01 / 07	Design Phase
Bobby Burgess Evidence Storage Facility	05 / 07	Design Phase
Athletic Field Renovations at Exchange, Wade Walker, Midway and Shoal Creek Parks	03, 04 / 07	In Construction
Athletic Field Renovations at Hamilton and Redan Parks	04, 05 / 06, 07	In Construction
Athletic and Recreation Facilities Modernizations and Upgrades	03, 04, 05 / 06, 07	In Construction
Athletic and Recreation Facilities Pavilions, Shelters and Shade Structures Improvements	02, 03, 04, 05 / 06, 07	In Construction
Parks, Playgrounds and Recreational Areas (14 Parks)	01, 02, 03, 04, 05 / 06, 07	In Progress
Tennis Court and Basketball Court Resurfacing	02, 03, 04 / 06, 07	In Construction
DeKalb County Libraries Restroom Renovations	01, 02, 03, 04, 05 / 06, 07	In Construction
General Administrative	01, 02, 03, 04, 05 / 06, 07	In Progress



## Planned District Projects

Name	District(s) / Super
2024 LMIG Resurfacing	01, 02, 03, 04, 05 / 06, 07
South River Trail Extension (Waldrop Rd to MLK HS) Study	03, 05 / 07
Pedestrian Improvements	01, 02, 03, 04, 05 / 06, 07
Commission District Transportation Projects	01, 02, 03, 04, 05 / 06, 07
Bobby Burgess Building A&E Needs Assessment	05 / 07
Resurfacing Trails and Paved Areas	01, 02, 03, 04, 05 / 06, 07

### PROJECT: 1A.3 PHASE TWO SPLOST RESURFACING

<b>Program</b>	2018-2024 SPLOST
<b>Scope</b>	This project will resurface approximately 50 miles of roads, including arterial routes, with ratings of 30 or higher. There are 25 miles of road in Area A and 25 miles of road in Area B. The total estimated cost is \$29.45M. All work under this project will occur in unincorporated areas of the county. The services to be provided are: lump sum price for traffic control; recycle asphalt concrete patching; mill asphalt concrete pavement to variable depth; recycle asphalt concrete 9.5mm; striping; adjustment of minor structures to grade.
<b>Project Length</b>	50.00 miles
<b>District</b>	01, 02, 03, 04, 05
<b>Super District</b>	06, 07
<b>Construction</b>	HEH Paving, Inc. (B) and E. R. Snell Contractor, Inc (A)

### Summary

Category 1A provides for road resurfacing projects across DeKalb County.




### Cost Status

Phase	Budget Authorized			Actual Budget Expended			Remaining Budget Authorized		
	SPLOST	Other	Total	SPLOST	Other	Total	SPLOST	Other	Total
Construction Costs	\$37,588,827		\$37,588,827	\$16,621,877		\$16,621,877	\$20,966,950		\$20,966,950
<b>Total:</b>	<b>\$37,588,827</b>	<b>\$0</b>	<b>\$37,588,827</b>	<b>\$16,621,877</b>	<b>\$0</b>	<b>\$16,621,877</b>	<b>\$20,966,950</b>	<b>\$0</b>	<b>\$20,966,950</b>

### Schedule

Activity Name	Baseline Start	Forecast/ Actual Start	Variance	Baseline Finish	Forecast/ Actual Finish	Variance
Program Management	25-Feb-2020	25-Feb-2020		09-Sep-2020	09-Sep-2020	
Procurement	10-Sep-2020	10-Sep-2020		21-May-2021	30-May-2023	-739
Construction	18-Mar-2022	18-Mar-2022		31-Dec-2024	31-Dec-2024	

\* Note: Scope and schedule reevaluated based on potential effects of pandemic on Sales Tax Revenues. Construction baseline updated to reflect contractor NTP for Area B. Construction baseline updated to reflect contractor NTP for Area A.

	2020	2021	2022	2023	2024
Program Management					
Procurement					
Construction					

### Schedule Milestones

Approve Revised PIP	09-Sep-2020
Invitation to Bid (Area A)	12-Apr-2021
Invitation to Bid (Area B)	12-Apr-2021
Bid Opening (Area B)	01-Jun-2021
Bid Opening (Area A)	01-Jun-2021
Cost Opening (Area A)	14-Jun-2021
Cost Opening (Area B)	14-Jun-2021
BOC Approval/Contract Award (Area B) (2021-2567)	14-Sep-2021
BOC Approval/Contract Award (Area A) (2021-2567)	14-Sep-2021
BOC Approval Contract Award Agenda Item Correction (Area A) (2021-3138)	26-Oct-2021
BOC Approval Contract Award Agenda Item Correction (Area B) (2021-3138)	26-Oct-2021
NTP (Area B)	18-Mar-2022
Start Construction - Phase Two SPLOST Road Resurfacing Project (Area B)	18-Mar-2022
BOC Rescind Contract Award (Area A) - (ER Snell) (2022-XXXX)	09-Aug-2022





BOC Approval CO#1 Funding (2022-2016)	27-Sep-2022
Invitation to Bid - Readvertise (Area A)	03-Oct-2022
Bid Opening - Readvertise (Area A)	04-Nov-2022
Cost Opening - Readvertise (Area A)	22-Nov-2022
BOC Approval CO #2 Funding and Time Extension (2023-0256)	14-Mar-2023
BOC Approval/Contract Award - Readvertise (Area A) (ER Snell) (2023-0228)	14-Mar-2023
NTP - Readvertise (Area A)	31-May-2023
Start Construction - Phase Two SPLOST Road Resurfacing Project (Area A)	31-May-2023
BOC Approval CO #3 Time Extension (2023-1332)	08-Nov-2023
Construction Complete - Phase Two SPLOST Road Resurfacing Project (Area B)	31-Aug-2024
Construction Complete - Phase Two SPLOST Road Resurfacing Project (Area A)	31-Dec-2024
Substantial Completion	31-Dec-2024

Sub Projects					
Name	Length (miles)	District(s) / Super	Start	Finish	Comments
Phase Two SPLOST Resurfacing (A)	25.00	01, 02 / 06, 07	15-Mar-2023	31-Dec-2024	
Balmoral Dr	0.16	01 / 07			
Century Ct	0.11	01 / 07			
Cherokee Rd	0.29	01 / 07			
Chestnut Dr	0.31	01 / 07			
Evans Rd	1.52	01 / 07			
Gladney Dr	0.30	01 / 07			
Gladney Dr	0.31	01 / 07			
Henderson Mill Rd	2.82	01 / 07	07-Aug-2023	06-Oct-2023	
Holiday Pl	0.07	01 / 07			
Jamestown Ct	0.12	01 / 07			
Medinah Ct	0.18	01 / 07			
Ranchwood Dr	0.11	01 / 07			
Sidis Ct	0.11	01 / 07			
St Andrews Ct	0.13	01 / 07			
Terramar Ct	0.07	01 / 07			
Valley Bluff Dr	0.14	01 / 07			
Valley Bluff Way	0.13	01 / 07			
Asgard Ct	0.10	02 / 06			
Briar Park Ct	0.24	02 / 06	15-Jan-2024		
Bristol Dr	0.20	02 / 06	15-Feb-2024		
Cameron Ct	0.16	02 / 06	10-Jan-2024	29-Feb-2024	
Castleway Ln	0.76	02 / 07	16-Jun-2023	02-Oct-2023	
Clifton Rd	0.17	02 / 06	18-Dec-2023	23-Dec-2023	
Coralwood Dr	0.45	02 / 06	04-Mar-2024		
Crockett Ct	0.15	02 / 06			
Dalewood Dr	0.19	02 / 06	08-Jan-2024	19-Feb-2024	
Deborah Dr	0.19	02 / 07			
Dogwood Ln	0.17	02 / 06	28-Feb-2024		
Elon Way	0.16	02 / 06	19-Feb-2024		
Fairwood Ln	0.20	02 / 06			
Frazier Park Dr	0.11	02 / 06			
Hawthorne Dr	0.95	02 / 06			
Heatherwood Dr	0.31	02 / 06	07-Feb-2024		
Hermitage Pl	0.07	02 / 06			
Janes Ln	0.25	02 / 06	15-Jan-2024	20-Feb-2024	
Nalley Cir	0.38	02 / 06	02-Feb-2024		
Nantahalla Ct	0.17	02 / 06	07-Feb-2024		
North Arcadia Ave	0.53	02 / 06	10-Jan-2024	15-Feb-2024	
North Ridgeway Rd	0.38	02 / 06	16-Feb-2024		
Oxford Rd	0.87	02 / 06	16-Feb-2024		

Name	Length (miles)	District(s) / Super	Start	Finish	Comments
Princess Cir	0.22	02 / 06	09-Feb-2024		
Reckle Rd	0.08	02 / 06			
Reindeer Dr	0.12	02 / 06	02-Feb-2024		
Sanford Rd	0.37	02 / 06			
Schoel Dr	0.21	02 / 06			
Springbrook Ct	0.08	02 / 06			
Suzanne Dr	0.27	02 / 06			
The By Way	0.59	02 / 06			
Valhalla Dr.	0.10	02 / 06			
Vista Tr	0.52	02 / 06	19-Jan-2024	21-Feb-2024	
Vistamont Dr	0.34	02 / 06			
Willivee Dr	1.93	02 / 06			
Woodland Ave	0.22	02 / 06	31-Jan-2024		
Woodland Hills Dr	0.46	02 / 06	10-Jan-2024	22-Feb-2024	
Zonolite Rd	0.45	02 / 06	22-Jan-2024		
Phase Two SPLOST Resurfacing (B)	25.00	03, 04, 05 / 06, 07	27-Oct-2021	31-Aug-2024	
Bouldercrest Rd	2.59	03 / 06	01-Aug-2022	10-Nov-2022	
Bouldercrest Rd	0.51	03 / 06	18-Jul-2022	29-Jul-2022	
Canary Ct	0.34	03 / 07	31-Jan-2024	02-Feb-2024	
Clevemont Rd	1.09	03 / 07	13-Apr-2022	27-Apr-2022	
Clifton Church Rd	1.53	03 / 06	02-Jun-2022	15-Jul-2022	
Cobb Creek Dr	0.26	03 / 07			
Colleen Ct	0.14	03 / 07			
Dale Pl	0.15	03 / 07			
Ernest Prather Way	0.10	03 / 07			
Glen Rd	0.20	03 / 07	06-Feb-2024		
Glenfair Rd	0.92	03 / 07	18-Dec-2023	19-Feb-2024	
Greenvale Way	0.25	03 / 07	08-Dec-2022	09-Dec-2022	
Habersham Dr	0.52	03 / 06	08-Jan-2024	26-Feb-2024	
Idle Creek Way	0.18	03 / 07	02-May-2022	03-May-2022	
Janjolin Way	0.17	03 / 06	11-Apr-2022	28-Apr-2022	
Kelley Chapel Rd	1.14	03 / 07	21-Nov-2022	08-Feb-2023	
Laurice Ct	0.11	03 / 06	11-May-2022	12-May-2022	
May Apple Ct	0.16	03 / 07			
Morgan Pl	0.12	03 / 07			
Natchez Tr	0.14	03 / 06	08-Apr-2022	12-Apr-2022	
Nichols Ln	0.28	03 / 07			
Oakridge Ct	0.33	03 / 06	18-May-2022	24-May-2022	
Rexford Dr	0.21	03 / 06	16-May-2022	17-May-2022	
Snapfinger Rd	0.33	03 / 07			
Stardust Tr	0.18	03 / 07			
Transport City Ct	0.09	03 / 06	28-Mar-2022	08-Apr-2022	
Transport City Dr	0.35	03 / 06	29-Mar-2022	08-Apr-2022	
Warren Rd	0.45	03 / 07	03-May-2022	11-May-2022	
West Side Pl	0.15	03 / 06	11-Jul-2022	15-Jul-2022	
Ashbury Ct	0.05	04 / 06			
Berry Hill Tr	0.12	04 / 06	19-Oct-2023	31-Oct-2023	
Briarbrook Ct	0.17	04 / 07	19-May-2023	31-May-2023	
Chapel St	0.30	04 / 06	17-Oct-2023	18-Oct-2023	
Creek Stone Ln	0.22	04 / 07	12-Jul-2023	17-Jul-2023	
Deleon Ct	0.45	04 / 06	20-Feb-2023	01-Mar-2023	
Doyal Mills Ct	0.20	04 / 06	03-Aug-2023	09-Aug-2023	
Durham Park Rd	0.63	04 / 07	23-Oct-2023	30-Oct-2023	
Field Mill Rd	0.17	04 / 07	05-Jun-2023	08-Jun-2023	
Hearon Dr	0.14	04 / 07	30-Nov-2023		
Heathrow Ct	0.18	04 / 07	20-Jun-2023	27-Jun-2023	
Indian Creek Way	0.57	04 / 06	04-May-2023	10-May-2023	

Name	Length (miles)	District(s) / Super	Start	Finish	Comments
Jolly Ave South	0.42	04 / 06	03-May-2023	09-May-2023	
Laural Bend	0.10	04 / 07	07-Jun-2023	09-Jun-2023	
Meadow Rock Dr	0.37	04 / 07	24-May-2023	30-May-2023	
Melrose Dr	0.20	04 / 06	06-Mar-2023	01-May-2023	
Mincey Rd	0.23	04 / 07	01-Jun-2023	02-Jun-2023	
Nantucket Cove	0.22	04 / 07	12-Dec-2023	29-Feb-2024	
Oakmont Dr	0.09	04 / 06	08-Mar-2023	01-May-2023	
Ohm Ave	0.25	04 / 06	07-Aug-2023	09-Aug-2023	
Park Cir	0.07	04 / 07	16-May-2023	31-May-2023	
Patterson Ave	0.18	04 / 06	16-Oct-2023	18-Oct-2023	
Peggy Macmillan Dr	0.19	04 / 07	18-Jul-2023	20-Jul-2023	
Pineview Dr	0.37	04 / 06	12-Sep-2023	19-Sep-2023	
Ranger Rd	0.28	04 / 07	27-Nov-2023	29-Feb-2024	
Raven Springs Tr	0.26	04 / 07	12-Jun-2023	11-Jul-2023	
Ravines Dr	0.21	04 / 07	23-Jun-2023	27-Jun-2023	
Reed St	0.13	04 / 06	28-Aug-2023	11-Sep-2023	
Richardson St	0.13	04 / 07	15-May-2023	15-May-2023	
Rimrock Tr	0.23	04 / 07	29-Nov-2023	28-Feb-2024	
Rockbridge Heights Dr	0.49	04 / 06	24-Jul-2023	27-Jul-2023	
South Creek Ct	0.05	04 / 06	20-Oct-2023	30-Oct-2023	
South Shadygrove Ct	0.07	04 / 07	16-May-2023	30-May-2023	
Sparrow Ln	0.14	04 / 06	15-Feb-2023	16-Feb-2023	
Stonearch Dr	0.14	04 / 07	05-Jun-2023	06-Jun-2023	
Stonehedge Dr	0.60	04 / 07	13-Jun-2023	11-Jul-2023	
Village Square Ct	0.12	04 / 06	21-Jul-2023	26-Jul-2023	
Village Square Dr	0.46	04 / 06	31-Jul-2023	02-Aug-2023	
Warren Ave	0.54	04 / 06	29-Aug-2023	12-Sep-2023	
Watson Bay Ct	0.20	04 / 07	13-Jul-2023	18-Jul-2023	
West Ridge Ave	0.25	04 / 07	11-May-2023	15-May-2023	
West View Dr	0.07	04 / 07			
Winn Way	0.53	04 / 06	25-Sep-2023	03-Oct-2023	
Woodthrush Way	0.14	04 / 07	07-Jun-2023	11-Jul-2023	
Yuma Dr	0.16	04 / 06	07-Mar-2023	25-Apr-2023	
Aldea Dr	0.45	05 / 07	29-Jan-2024		
Colony East Cir	0.52	05 / 07	13-Dec-2023	27-Feb-2024	
Daisy Dr	0.26	05 / 07			
Fieldgreen Dr	1.31	05 / 07	13-Mar-2023	11-Apr-2023	
Jackson Dr Towers	0.61	05 / 07	03-Jan-2024	21-Feb-2024	
Jakes Tr	0.33	05 / 07			
Jane Marie Ln	0.38	05 / 07	01-Nov-2023		
McLain Ln	0.36	05 / 07			
Ocasta Ct	0.08	05 / 07	31-Oct-2023		
Ruth Pl	0.18	05 / 07	07-Feb-2024		
Tulip Dr	1.23	05 / 07	04-Dec-2023	09-Feb-2024	
Walnut Ridge Way	0.19	05 / 07	19-Feb-2024		
Wesjay Ln	0.15	05 / 07	20-Jul-2023	06-Sep-2023	

## PROJECT: 1A.10 2021 LMIG RESURFACING

<b>Program</b>	2018-2024 SPLOST
<b>Scope</b>	This project addresses approximately 24.03 miles of roadways in the resurfacing backlog. Agenda Item 2020-1140. All work will occur in unincorporated areas of the county. Services will include 1) lump sum price for traffic control; 2) recycle asphalt concrete patching; 3) mill asphalt concrete pavement at variable depth; 4) recycle asphalt concrete 9.5mm; 5) striping; 6) adjustment of minor structures to grade.
<b>Project Length</b>	24.03 miles
<b>District</b>	02, 03, 04, 05
<b>Super District</b>	06, 07
<b>Construction</b>	HEH Paving, Inc.

### Summary

Category 1A provides for road resurfacing projects across DeKalb County.

### Cost Status

Phase	Budget Authorized			Actual Budget Expended			Remaining Budget Authorized		
	SPLOST	Other	Total	SPLOST	Other	Total	SPLOST	Other	Total
Construction Costs	\$11,041,777	\$3,861,331	\$14,903,108	\$1,048,676	\$456,632	\$1,505,308	\$9,993,101	\$3,404,699	\$13,397,800
<b>Total:</b>	<b>\$11,041,777</b>	<b>\$3,861,331</b>	<b>\$14,903,108</b>	<b>\$1,048,676</b>	<b>\$456,632</b>	<b>\$1,505,308</b>	<b>\$9,993,101</b>	<b>\$3,404,699</b>	<b>\$13,397,800</b>

### Schedule

Activity Name	Baseline Start	Forecast/ Actual Start	Variance	Baseline Finish	Forecast/ Actual Finish	Variance
Procurement		04-Jan-2022			12-Oct-2022	
Construction		13-Oct-2022			31-Aug-2024	

	2022	2023	2024
Procurement	<div></div>		
Construction		<div></div>	

### Schedule Milestones

BOC Approve Use of GDOT Funds 2021 LMIG Resurfacing (2020-1140)	10-Nov-2020
Invitation to Bid	07-Feb-2022
Bid Opening	10-Mar-2022
Approve PIP	13-Apr-2022
BOC Approval/Contract Award (2022-1586) (HEH Paving)	14-Jun-2022
NTP/Start Construction	13-Oct-2022
PO Received - 2021 LMIG Resurfacing	02-Nov-2022
BOC Approval CO #1 Funding and Time Extension (2023-0258)	14-Mar-2023
BOC Approval CO #2 Time Extension (2023-1162) (HEH)	10-Oct-2023
Substantial Completion	31-Aug-2024

### Sub Projects

Name	Length (miles)	District(s) / Super	Start	Finish	Comments
2021 LMIG Resurfacing	24.03	02, 03, 04, 05 / 06, 07			
Barton Woods Rd	0.41	02 / 06			
Blackstone Dr	0.09	02 / 07	14-Feb-2023	16-Feb-2023	
Briarlake Cir	0.48	02 / 06			
East Clifton Rd	0.49	02 / 06			
Lively Ridge Rd	0.35	02 / 06			
Silver Lace Ct	0.08	02 / 06	05-Sep-2023	06-Sep-2023	
Battle Forrest Dr	0.48	03 / 06			
Blue Grass Ln	0.57	03 / 07			

Name	Length (miles)	District(s) / Super	Start	Finish	Comments
Brannen Rd	0.82	03 / 06			
Brownwood Ave	0.19	03 / 06			
Candler Parkway	0.08	03 / 06			
Carrington Dr	0.62	03 / 06			
Cecilia Dr	0.22	03 / 06			
Cedar Valley Pl	0.07	03 / 06			
Chapel Lake Dr	0.26	03 / 07			
Chapel Mill Way	0.28	03 / 07	16-Nov-2022	02-Dec-2022	
Chase Ct	0.13	03 / 07	09-Jan-2023	13-Feb-2023	
Chateauguay Dr	0.26	03 / 07			
Clifton Downs Dr	0.26	03 / 06			
Conway Rd	0.36	03 / 06			
Corner Shoals Dr	0.33	03 / 06			
Flat Shoals Rd	3.56	03 / 06			
Hermosa Dr	0.35	03 / 06			
Hilburn Dr	0.20	03 / 06			
Kelly Lake Dr	0.42	03 / 06			
Kingsbrooke Way	0.27	03 / 07			
Kirkwood Ct	0.06	03 / 07			
Landgraf Close	0.26	03 / 06			
Leafwood Way	0.06	03 / 06			
Lehigh Blvd	0.44	03 / 07			
Lincolndale Dr	0.34	03 / 07			
Linecrest Tr	0.22	03 / 07			
Lloyd Rd	0.41	03 / 06	04-Mar-2024		
Mcgill Dr	0.35	03 / 07			
Newgate Dr	0.60	03 / 07	11-Jan-2024	08-Feb-2024	
River Mill Ct	0.18	03 / 06			
Riverchase Cir	0.07	03 / 07			
Riverside Causeway	0.26	03 / 06			
Rockhaven Cir	0.12	03 / 07			
Seabass Rd	0.17	03 / 06			
Shane Tr	0.14	03 / 07			
Snapfinger Ct	0.12	03 / 07	13-Dec-2022	13-Dec-2022	
West Caribaea Tr	0.31	03 / 06			
White Castle Ct	0.09	03 / 07			
Woodfen Ct	0.12	03 / 06			
Abingdon Ct	0.22	04 / 06			
Banner Elk Dr	0.32	04 / 07			
Barbashela Cir	0.26	04 / 07			
Barbashela Way	0.07	04 / 07			
Brookspring Way	0.09	04 / 07			
Camden Ct	0.06	04 / 06	14-Feb-2023	16-Feb-2023	
Candlewood Ln	0.23	04 / 07			
Central Dr	0.51	04 / 06	08-Mar-2023	02-May-2023	
Creek Station Ln	0.22	04 / 06			
Creeksdale Dr	0.68	04 / 06	22-Feb-2023	01-Mar-2023	
Deshon Creek Dr	0.49	04 / 07			
Harbor Pointe Dr	0.45	04 / 07			
Lakewater View Dr	0.34	04 / 07			
Lancashire Cir	0.31	04 / 07			
Larch Ln	0.11	04 / 06	13-Feb-2023	14-Feb-2023	
Longmeadow Dr	0.17	04 / 06			
Shore Rd	0.28	04 / 07			
Springwood Ln	0.07	04 / 07			
Asbury Manor Dr	0.23	05 / 07			
Briar bend Trace	0.17	05 / 07			



Name	Length (miles)	District(s) / Super	Start	Finish	Comments
Conyers St	0.20	05 / 07			
Cornwall Rd	0.52	05 / 07			
Dogwood Pl	0.16	05 / 07	14-Nov-2022	14-Nov-2022	
Fairfield Estates Dr	0.28	05 / 07			
Glenhaven Cir	0.59	05 / 07			
Langdon Dr	0.30	05 / 07			
Mannbrook Dr	0.48	05 / 07			
Shannondale Ln	0.27	05 / 07			

## PROJECT: 1A.11 2022 LMIG RESURFACING

<b>Program</b>	2018-2024 SPLOST
<b>Scope</b>	This project addresses approximately 27.94 miles of roadways in the resurfacing backlog. Agenda Item 2021-3348. All work will occur in unincorporated areas of the county. Services will include 1) lump sum price for traffic control; 2) recycle asphalt concrete patching; 3) mill asphalt concrete pavement at variable depth; 4) recycle asphalt concrete 9.5mm; 5) striping; 6) adjustment of minor structures to grade.
<b>Project Length</b>	27.94 miles
<b>District</b>	01, 02, 03, 04, 05
<b>Super District</b>	06, 07
<b>Construction</b>	C.W. Matthews Contracting Co., Inc

### Summary

Category 1A provides for road resurfacing projects across DeKalb County.

### Cost Status

Phase	Budget Authorized			Actual Budget Expended			Remaining Budget Authorized		
	SPLOST	Other	Total	SPLOST	Other	Total	SPLOST	Other	Total
Construction Costs	\$19,764,564	\$4,007,456	\$23,772,020	\$9,553,299	\$1,937,024	\$11,490,323	\$10,211,264	\$2,070,433	\$12,281,697
<b>Total:</b>	<b>\$19,764,564</b>	<b>\$4,007,456</b>	<b>\$23,772,020</b>	<b>\$9,553,299</b>	<b>\$1,937,024</b>	<b>\$11,490,323</b>	<b>\$10,211,264</b>	<b>\$2,070,433</b>	<b>\$12,281,697</b>

### Schedule

Activity Name	Baseline Start	Forecast/ Actual Start	Variance	Baseline Finish	Forecast/ Actual Finish	Variance
Procurement		03-Jul-2022			16-Feb-2023	
Construction		07-Mar-2023			31-Jul-2024	

	2022	2023	2024
Procurement			
Construction			

### Schedule Milestones

BOC Committee Approve Use of GDOT Fund 2022 LMIG Resurfacing (2021-3348)	16-Nov-2021
BOC Approve Request of GDOT Funds 2022 LMIG Resurfacing (2021-3348)	14-Dec-2021
Invitation to Bid	04-Jul-2022
Bid Opening	11-Aug-2022
Approve PIP	19-Sep-2022
BOC Approval/Contract Award (2022-2373) (C.W. Matthews)	13-Dec-2022
NTP/Start Construction	07-Mar-2023
Substantial Completion	31-Jul-2024

### Sub Projects

Name	Length (miles)	District(s) / Super	Start	Finish	Comments
2022 LMIG Resurfacing	27.94	01, 02, 03, 04, 05 / 06, 07			
Belaire Cir	0.84	01 / 07	30-Nov-2023	12-Dec-2023	
Hanover Ct	0.08	01 / 07	14-Dec-2023	15-Dec-2023	
Thornridge Way	0.09	01 / 07			
Wembley Forest Way	0.27	01 / 07	18-Dec-2023	30-Jan-2024	
Woodland Park Dr	0.28	01 / 07	18-Oct-2023		
Anastasia Cove	0.04	02 / 06	03-Nov-2023	04-Nov-2023	
Anderson Pl	0.24	02 / 07	29-Nov-2023		
Arrowhead Tr	0.31	02 / 06	03-Aug-2023	01-Sep-2023	
Branch Bend Rd	0.07	02 / 06	08-Aug-2023	31-Aug-2023	



Name	Length (miles)	District(s) / Super	Start	Finish	Comments
Christmas Ln	0.57	02 / 06	30-Jun-2023	24-Aug-2023	
Eastway Rd	0.43	02 / 06	16-Feb-2024	28-Feb-2024	
Empire Rd	0.25	02 / 06	27-Jun-2023		
Flair Knoll Ct	0.15	02 / 06	05-Oct-2023	07-Oct-2023	
Forest Green Dr	0.21	02 / 06	31-Jul-2023	26-Aug-2023	
Grand Prix Ct	0.09	02 / 07	17-Oct-2023	22-Dec-2023	
Hawaii Ct	0.31	02 / 06			
High Haven Ct	0.29	02 / 06	17-Jul-2023	27-Jul-2023	
Knob Hill Ct	0.10	02 / 06	21-Jul-2023	04-Oct-2023	
Lachona Ct	0.23	02 / 06	13-Jul-2023	18-Jul-2023	
Milledge Pl	0.10	02 / 06	26-Jun-2023	24-Jul-2023	
North Decatur Rd	0.45	02 / 06	28-Feb-2024		
Oak Grove Estates	0.16	02 / 06	10-Oct-2023	16-Oct-2023	
Oak Grove Hollow	0.06	02 / 06	09-Oct-2023	11-Oct-2023	
Pensdale Rd	0.27	02 / 06			
Rue De Montreal	0.06	02 / 07	15-Jan-2024		
Wendan Dr	0.36	02 / 06	22-Feb-2024		
Acelia Ct	0.15	03 / 06	29-Feb-2024		
Amber Way	0.19	03 / 06	22-Feb-2024		
Bluffton Ct	0.07	03 / 07	19-May-2023	24-May-2023	
Bradmoor Ct	0.09	03 / 06			
Briarleaf Dr	0.17	03 / 07	20-Mar-2023	05-Apr-2023	
Bryant Dr	0.06	03 / 07			
Butternut Dr	0.13	03 / 07	16-Mar-2023	10-Apr-2023	
Castellan Dr	0.11	03 / 06	07-Feb-2024		
Castle Keep Way	0.35	03 / 06	08-Feb-2024		
Cedar Commons Way	0.15	03 / 06	12-Dec-2023	13-Dec-2023	
Charlesgate Ave	0.10	03 / 06	21-Feb-2024		
Daniel Ave	0.15	03 / 07	20-Feb-2024		
Daws Ave	0.02	03 / 07	20-Feb-2024		
Elko Way	0.03	03 / 07	20-May-2023	22-May-2023	
Emerald Lake Ct	0.07	03 / 07	18-May-2023	25-May-2023	
Enterprise Ct	0.20	03 / 06			
Farm Land Ct	0.16	03 / 07	22-Mar-2023	06-Apr-2023	
Freda Ct	0.09	03 / 07	15-Mar-2023	23-Mar-2023	
Glynn Dr	0.34	03 / 06	26-Feb-2024		
Green Forrest Dr	0.13	03 / 07			
Greenstone Ct	0.11	03 / 07	16-May-2023	24-May-2023	
Hancock Dr	0.12	03 / 07	29-Mar-2023	10-Apr-2023	
Hancock View 1	0.10	03 / 07	28-Mar-2023	11-Apr-2023	
Hancock View 2	0.06	03 / 07	27-Mar-2023	11-Apr-2023	
Julian St	0.10	03 / 07	19-Feb-2024		
Milscott Dr	0.29	03 / 06			
Pine Branch Ct	0.08	03 / 06	11-Apr-2023	12-Apr-2023	
Preston Park Ct	0.10	03 / 06	22-Jan-2024		
Preston Park Pl	0.12	03 / 06	15-Feb-2024		
Rainbow Pkwy	0.16	03 / 07	14-Mar-2023	30-Mar-2023	
River Mist Cove	0.13	03 / 06	15-Apr-2023	17-Apr-2023	
Spring Point	0.06	03 / 07	29-Mar-2023	11-Apr-2023	
Warren Rd	0.26	03 / 07			
Yellow Finch Trail	0.11	03 / 06			
Aberdeen Ln	0.48	04 / 07	13-Nov-2023	13-Dec-2023	
Allgood Ct	0.17	04 / 07	20-Jul-2023	21-Jul-2023	
Alpine Hills Dr	0.12	04 / 06	01-Feb-2024	14-Feb-2024	
Arbor Ridge Dr	0.19	04 / 07	04-Oct-2023	05-Oct-2023	
Arbor Tr	0.06	04 / 07			
Briers Pl	0.09	04 / 07	01-Feb-2024	02-Feb-2024	

Name	Length (miles)	District(s) / Super	Start	Finish	Comments
Cedar Forest Ct	0.13	04 / 06	07-Feb-2024	15-Feb-2024	
Celtic Cir	0.30	04 / 06	07-Feb-2024	15-Feb-2024	
Crestwood Ct	0.13	04 / 07	03-Oct-2023	07-Oct-2023	
Cross Creek Pt	0.11	04 / 07			
Derbyshire Dr	0.37	04 / 07	14-Dec-2023	21-Dec-2023	
Drake Ave	0.26	04 / 07	09-Oct-2023	11-Oct-2023	
Edmonton Ct	0.24	04 / 07	14-Oct-2023	18-Oct-2023	
Erie Cir	0.18	04 / 07	25-Sep-2023	28-Sep-2023	
Ferentz Trace	0.02	04 / 06	19-Dec-2023	11-Jan-2024	
Forest Heights Rd	0.25	04 / 06	31-Jan-2024	06-Feb-2024	
Fountainhead Ct	0.07	04 / 07			
Hairston Way	0.26	04 / 07	18-Nov-2023	05-Dec-2023	
Hemingway Rd	0.38	04 / 07	08-Feb-2024	15-Feb-2024	
Hughes Trace	0.09	04 / 06	18-Dec-2023	11-Jan-2024	
Hunters Glen Dr	0.23	04 / 07	30-Jan-2024	02-Feb-2024	
Ivy Ct	0.08	04 / 06	02-Nov-2023	22-Nov-2023	
Kingsbury Ln	0.05	04 / 07	13-Oct-2023	13-Oct-2023	
Kinnick St	0.02	04 / 06			
Langston Trace	0.11	04 / 06	18-Dec-2023	11-Jan-2024	
McCart Cove	0.10	04 / 06	29-Jan-2024	06-Feb-2024	
Mountain Park Tr	0.46	04 / 07	20-Sep-2023	23-Sep-2023	
Oaks Pl	0.11	04 / 07	31-Jan-2024	06-Feb-2024	
Old Friar Tuck Ln	0.15	04 / 07	18-Sep-2023	19-Sep-2023	
Omalley Ln	0.48	04 / 07	19-Dec-2023	02-Feb-2024	
Ormond Ct	0.06	04 / 07	07-Oct-2023	11-Oct-2023	
Pace Ave	0.03	04 / 06	27-Feb-2024		
Pine Roc Dr	0.56	04 / 07	06-Nov-2023	10-Nov-2023	
Robinwood Rd	0.24	04 / 06	27-Nov-2023		
Rock Gap Dr	0.05	04 / 07	04-Nov-2023	06-Nov-2023	
Rock Meadow Dr	0.36	04 / 06	30-Jan-2024	07-Feb-2024	
Rockbridge Ct	0.08	04 / 07	29-Nov-2023	06-Dec-2023	
Roundelay Way	0.16	04 / 07	18-Sep-2023	20-Sep-2023	
Southland Dr	0.22	04 / 07	09-Aug-2023	14-Aug-2023	
Southland Forest Way	0.35	04 / 07	30-Sep-2023	02-Oct-2023	
Stonebridge Ct	0.14	04 / 07	27-Nov-2023	04-Dec-2023	
Stonehaven Dr	1.22	04 / 07	21-Oct-2023	03-Nov-2023	
Thunderbird Tr	0.26	04 / 06	05-Dec-2023	08-Dec-2023	
Walker Dr	0.48	04 / 06			
Whitman Ct	0.05	04 / 06	15-Dec-2023		
Williams St	0.07	04 / 06	21-Feb-2024		
Woodsong Ln	0.15	04 / 07	21-Oct-2023	31-Oct-2023	
Youngstown Cir 1	0.09	04 / 06	14-Dec-2023		
Youngstown Cir 2	0.08	04 / 06	14-Dec-2023		
Albans Cir	0.18	05 / 07			
Albans Ct	0.07	05 / 07			
Briarbend Ct	0.24	05 / 07			
Calico Ct	0.07	05 / 07	26-Jul-2023	28-Jul-2023	
Cedar Green	0.08	05 / 07	24-Jul-2023	25-Jul-2023	
Chedworth Way	0.25	05 / 07	26-Jun-2023	13-Jul-2023	
Cherokee Valley Way	0.06	05 / 07	28-Jul-2023	29-Jul-2023	
Chickadee Ln	0.26	05 / 07	19-Apr-2023	24-Apr-2023	
Christi Dr	0.06	05 / 07	25-Jul-2023	25-Jul-2023	
Christine Ct	0.18	05 / 07	08-Jun-2023	17-Jun-2023	
Cook Pl	0.12	05 / 07	07-Jun-2023	17-Jun-2023	
Corduoy Ct	0.10	05 / 07	27-Jul-2023	28-Jul-2023	
Dustin Ct	0.10	05 / 07	19-Feb-2024		
Edenfield Ct	0.11	05 / 07	18-Oct-2023	19-Oct-2023	



Name	Length (miles)	District(s) / Super	Start	Finish	Comments
Evangeline Rd	0.41	05 / 07	11-Jul-2023	20-Jul-2023	
Freedom Valley	0.19	05 / 07	30-May-2023	01-Jun-2023	
Glenhaven Dr	0.70	05 / 07	10-Jun-2023	20-Jun-2023	
Glenwood Pkwy	0.27	05 / 07	26-May-2023	31-May-2023	
Green Pastures Way	0.35	05 / 07	25-Apr-2023	15-May-2023	
Gregory Rd	0.17	05 / 07	22-May-2023	24-May-2023	
June Dr	0.33	05 / 07	29-Jun-2023	19-Jul-2023	
Lown Farm Ct	0.06	05 / 07	26-Jul-2023	26-Jul-2023	
Maddox Rd	1.22	05 / 07			
Redwing Cir	0.41	05 / 07	01-Jun-2023	06-Jun-2023	
Saine Rd (Stacy Dr?)	0.17	05 / 07	07-Aug-2023	08-Aug-2023	
Teakwood Tr	0.40	05 / 07	27-Jun-2023	18-Jul-2023	
Thrush Cir	0.05	05 / 07	18-Apr-2023	21-Apr-2023	
Treymire Ct	0.24	05 / 07	31-Jul-2023	02-Aug-2023	
West Scarbrough Trail	0.13	05 / 07			
Winmire Ln	0.05	05 / 07	02-Aug-2023	03-Aug-2023	
Yellow Hammer Ct	0.05	05 / 07	19-Apr-2023	24-Apr-2023	



**PROJECT: 1A.12 2023 LMIG RESURFACING**

<b>Program</b>	2018-2024 SPLOST
<b>Scope</b>	This project addresses resurfacing of approximately 25 miles from the worst rated roadways in the Resurfacing backlog to be funded from an estimated \$4,084,945.81 in GDOT funds and an estimated \$8,500,000 in SPLOST funds.
<b>Project Length</b>	25.05 miles
<b>District</b>	01, 02, 03, 04, 05
<b>Super District</b>	06, 07

**Summary**

Category 1A provides for road resurfacing projects across DeKalb County.

**Cost Status**

Phase	Budget Authorized			Actual Budget Expended			Remaining Budget Authorized		
	SPLOST	Other	Total	SPLOST	Other	Total	SPLOST	Other	Total
Construction Costs	\$21,607,730	\$4,084,946	\$25,692,676				\$21,607,730	\$4,084,946	\$25,692,676
<b>Total:</b>	<b>\$21,607,730</b>	<b>\$4,084,946</b>	<b>\$25,692,676</b>	<b>\$0</b>	<b>\$0</b>	<b>\$0</b>	<b>\$21,607,730</b>	<b>\$4,084,946</b>	<b>\$25,692,676</b>

**Schedule Milestones**

BOC Approve Request of GDOT Funds 2023 LMIG Resurfacing (2022-2361)	08-Nov-2022
Invitation to Bid	22-May-2023
Bid Opening	29-Jun-2023
BOC Approval/Contract Award (2023-1014)	10-Oct-2023

**Sub Projects**

Name	Length (miles)	District(s) / Super	Start	Finish	Comments
2023 LMIG Resurfacing	25.05	01, 02, 03, 04, 05 / 06, 07			
Barkside Court	0.26	01 / 07			
Fairlane Drive	0.11	01 / 06			
Hidden Acres Drive	0.80	01 / 07			
Kings Arms Court	0.21	01 / 07			
Kingscliff Drive	0.40	01 / 07			
Livsey Drive	0.30	01 / 07			
Poplar Street Doraville	0.10	01 / 07			
Brookvalley Lane	0.27	02 / 06			
Hilo Court	0.10	02 / 06			
Hudson Court	0.08	02 / 06			
Hudson Woods Court	0.11	02 / 07			
Hudson Woods Trail	0.23	02 / 07			
Hunting Hill Lane	0.31	02 / 06			
Miles Lane	0.04	02 / 06			
Mills Creek Bend	0.13	02 / 06			
Montcliff Court	0.23	02 / 06			
Pangborn Circle	0.53	02 / 06			
Pine Forest Drive	0.46	02 / 06			
Ralph Road	0.26	02 / 06			
Riderwood Court	0.11	02 / 06			
Tamarack Trail	0.28	02 / 06			
Thorncliff Drive	0.12	02 / 06			
Tolbert Drive	0.25	02 / 06			
Alexander Drive	0.14	03 / 07			
Apache Trail	0.13	03 / 06			
Belva Avenue	0.32	03 / 07			
Canby Place	0.03	03 / 07			
Cerro Vista Drive	0.21	03 / 06			
Cherry Ridge Boulevard	0.05	03 / 07			

Name	Length (miles)	District(s) / Super	Start	Finish	Comments
Corners Crossing	0.05	03 / 06			
Cougar Court	0.06	03 / 06			
Crestmoore Drive	0.18	03 / 07			
Deep Shoals Circle	0.41	03 / 06			
Donavan Court	0.09	03 / 07			
Ember Drive	0.29	03 / 07			
Ford Street	0.06	03 / 06			
Glenco Drive	0.20	03 / 07			
Grand Pines Court	0.07	03 / 07			
Herringwood Court	0.20	03 / 06			
Homeward Trail	0.31	03 / 07			
Hooper Street	0.06	03 / 07			
Jaguar Drive	0.21	03 / 06			
Laurengate Drive	0.11	03 / 06			
Laurenhill Lane	0.09	03 / 06			
Laurie Woods Lane	0.22	03 / 07			
Leisure Woods Lane	0.31	03 / 07			
Lindsey Lane	0.12	03 / 07			
Marble Arch Court	0.03	03 / 07			
McKenzie Drive	0.27	03 / 07			
Melanie Court	0.09	03 / 07			
Monitor Court	0.08	03 / 06			
Monterey Drive	0.56	03 / 07			
Neptune Place	0.15	03 / 07			
Oakfield Drive	0.42	03 / 06			
Oakvale Heights	0.31	03 / 06			
Oxford Crossing Drive	0.23	03 / 07			
Pendant Place	0.20	03 / 06			
Pointe Bleue Drive	0.18	03 / 07			
Riverwalk Cove	0.05	03 / 06			
Rollingwood Drive	0.58	03 / 06			
Sage Place	0.02	03 / 06			
Santa Barbara Drive	0.32	03 / 07			
Seavey Drive	0.32	03 / 07			
Shamrock Drive	1.49	03 / 07			
Snapfinger Lane	0.17	03 / 07			
Stanley Way	0.11	03 / 06			
Tara Woods Drive	0.22	03 / 07			
Tiffany Drive	0.38	03 / 07			
Vistawood Court	0.05	03 / 06			
Whittier Court	0.09	03 / 07			
Wickham Drive	0.16	03 / 07			
Wildrose Drive	0.18	03 / 07			
Willow Place	0.10	03 / 06			
Willowdale Circle	0.15	03 / 06			
Wingfoot Place	0.20	03 / 07			
Briers Drive	0.25	04 / 07			
Brown Place, Avondale	0.19	04 / 06			
Forest Trace	0.05	04 / 07			
Galbraith Circle	0.52	04 / 07			
Hillyer Avenue	0.19	04 / 06			
Kessock Way	0.06	04 / 07			
Lake Drive Terrace	0.10	04 / 07			
Lone Oak Trace	0.09	04 / 07			
Michael Lane	0.15	04 / 06			
Minette Place	0.10	04 / 06			
North Stone Mountain Lithonia Road	0.88	04 / 07			

Name	Length (miles)	District(s) / Super	Start	Finish	Comments
North Valley Brook Drive	0.30	04 / 06			
Old Countryside Circle East	0.06	04 / 07			
Regent Street	0.11	04 / 07			
Russell Drive	0.20	04 / 06			
Sly Fox Court	0.05	04 / 07			
Somerlane Place	0.18	04 / 06			
South Hope Springs Road	0.27	04 / 07			
Third Avenue Avondale	0.28	04 / 06			
Timbervale Lane	0.37	04 / 07			
Agape Way	1.91	05 / 07			
Camp Way	0.08	05 / 07			
Dorset Drive	0.22	05 / 07			
Iris Lane	0.08	05 / 07			
Kimber Trail	0.05	05 / 07			
Madras Court	0.07	05 / 07			
Malibu Drive	0.25	05 / 07			
Marlwood Court	0.03	05 / 07			
Matthew Way	0.15	05 / 07			
Mercer Way	0.15	05 / 07			
Millstone Walk	0.14	05 / 07			
Moffat Court	0.06	05 / 07			
Muirforest Way	0.04	05 / 07			
Patch Place	0.04	05 / 07			
Phillip Lane	0.27	05 / 07			
River Acres Court	0.17	05 / 07			
Santeelah Trail	0.12	05 / 07			
Sheppard Place	0.38	05 / 07			
Smith James Road	0.55	05 / 07			
St. Christophers Court	0.12	05 / 07			
Tanny Drive	0.06	05 / 07			
Woodmere Drive	0.17	05 / 07			
Wynhurst Crossing	0.07	05 / 07			
Yorkton Court	0.04	05 / 07			

**PROJECT: 1B.4 A/E SERVICES FOR TRANSPORTATION (ON-CALL)**

<b>Program</b>	2018-2024 SPLOST
<b>Scope</b>	Consists of providing professional engineering services for the design and construction of various projects including, but not limited to: intersections, sidewalks, and roadway improvements; streetscapes, localized drainage projects, traffic signalization projects, bridge replacements, infrastructure improvements and related projects.
<b>District</b>	01, 02, 03, 04, 05
<b>Super District</b>	06, 07
<b>Design</b>	Vanasse Hangen Brustlin, Inc.; Arcadis US, Inc.



**Summary**

Category 1B provides SPLOST funding for transportation projects. These projects also utilize federal and state matching funds.

**Cost Status**

Phase	Budget Authorized			Actual Budget Expended			Remaining Budget Authorized		
	SPLOST	Other	Total	SPLOST	Other	Total	SPLOST	Other	Total
PE\Design	\$1,603,440	\$25,986	\$1,629,426	\$322,935	\$25,986	\$348,920	\$1,280,505	\$0	\$1,280,505
<b>Total:</b>	<b>\$1,603,440</b>	<b>\$25,986</b>	<b>\$1,629,426</b>	<b>\$322,935</b>	<b>\$25,986</b>	<b>\$348,920</b>	<b>\$1,280,505</b>	<b>\$0</b>	<b>\$1,280,505</b>

**Schedule**

Activity Name	Baseline Start	Forecast/ Actual Start	Variance	Baseline Finish	Forecast/ Actual Finish	Variance
Program Management		27-Aug-2020			03-Sep-2020	
PE\Design		06-Jun-2022			31-Dec-2024	

	2020	2021	2022	2023	2024
Program Management					
PE\Design					

**Schedule Milestones**

Approve PIP	03-Sep-2020
BOC Approval of A/E Contractors (2020-0915)	08-Dec-2020
Start Design - A/E Services	06-Jun-2022
Start Design - Kensington Trail Phase 1 - Concept Design	06-Jun-2022
Start Design - DeKalb Quiet Zone CSX Crossing	10-Apr-2023
Start Design - Frazier Road Bridge Evaluation and Sidewalk Concept	15-Dec-2023
Design Complete - Kensington Trail Phase 1 - Concept Design	01-Mar-2024
Design Complete - DeKalb Quiet Zone CSX Crossing	01-Mar-2024
Design Complete - Frazier Road Bridge Evaluation and Sidewalk Concept	31-Mar-2024
Design Complete - A/E Services	31-Dec-2024

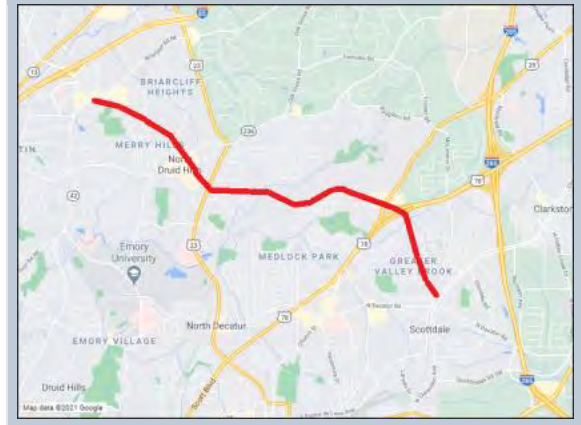
**Sub Projects**

Name	District(s) / Super	Status	Comments
1B.4.1 Kensington Trail Phase 1 - Concept Design	03, 04, 05 / 06, 07	Design Phase	
1B.4.3 Frazier Road Bridge Evaluation and Sidewalk Concept	02 / 06	Not Started	
1B.4.2 DeKalb Avenue Quiet Zone CSX Crossing	02, 03 / 06	Design Phase	



**PROJECT: 1B.5 NORTH DRUID HILLS ROAD/VALLEY BROOK ROAD CORRIDOR STUDY**

<b>Program</b>	2018-2024 SPLOST
<b>Scope</b>	North Druid Hills Road was identified as a corridor in need of operational and multimodal improvements in the 2014 DeKalb County Transportation Plan. The North Druid Hills/Valley Brook Road Concept Study will begin at Briarcliff Road (SR 42) and extend Southeast to East Ponce De Leon Avenue. The purpose of this study is to develop viable, multimodal, and cost-effective mobility solutions and to study the feasibility of short- and long-range alternatives in improving the efficiency, operations, and safety of the corridor. Project deliverables will include an implementation plan for recommended improvements and a GDOT concept report. The concept report will assist in seeking additional state and federal funding. Study includes \$320,000 from the Atlanta Regional Commission and \$125,000 in SPLOST funding.
<b>District</b>	02, 04
<b>Super District</b>	06
<b>Design</b>	KCI Technology, Inc.



**Summary**

The purpose of this study is to develop viable, multimodal, and cost-effective mobility solutions and to study the feasibility of short- and long-range alternatives in improving the efficiency, operations, and safety of the North Druid Hills/Valley Brook Road Corridor.

**Cost Status**

Phase	Budget Authorized			Actual Budget Expended			Remaining Budget Authorized		
	SPLOST	Other	Total	SPLOST	Other	Total	SPLOST	Other	Total
PE\Design	\$154,000	\$320,000	\$474,000	\$154,000	\$320,000	\$474,000	\$0	\$0	\$0
<b>Total:</b>	<b>\$154,000</b>	<b>\$320,000</b>	<b>\$474,000</b>	<b>\$154,000</b>	<b>\$320,000</b>	<b>\$474,000</b>	<b>\$0</b>	<b>\$0</b>	<b>\$0</b>

**Schedule**

Activity Name	Baseline Start	Forecast/ Actual Start	Variance	Baseline Finish	Forecast/ Actual Finish	Variance
Program Management		01-Dec-2020			04-Dec-2020	
PE\Design		14-Dec-2022			31-Dec-2023	

	2020	2021	2022	2023
Program Management				
PE\Design				

**Schedule Milestones**

Approve PIP	04-Dec-2020
BOC Approve Corridor Study (2020-1522)	15-Dec-2020
Approve Revised PIP	21-Nov-2022
BOC Approval/ Contract Award for Study Funding (2022-2468) (KCI Technology)	13-Dec-2022
Start Study	14-Dec-2022
Study Complete	31-Dec-2023

**PROJECT: 1B.6 SOUTH RIVER TRAIL EXTENSION PHASE VI (CRESTDALCIRCLE TO NEAR BOULDER WALK DRIVE)**

<b>Program</b>	2018-2024 SPLOST
<b>Scope</b>	This project is a multi-use trail that extends .75 miles from Crestdale Circle to near Boulder Walk Drive as part of the South River Trail network of multi-use trails in DeKalb County. This project is an extension of the SPLOST funded Old Castle Multi-Use Trail (Custer Avenue to Crestdale Circle). The Georgia Department of Transportation will fund \$640,000.00 of this project with a \$160,000.00 in local matching funds from SPLOST proceeds.
<b>Project Length</b>	0.74 miles
<b>District</b>	03
<b>Super District</b>	06



**Summary**

Category 1B provides SPLOST funding for transportation projects. These projects also utilize federal and state matching funds.

**Cost Status**

Phase	Budget Authorized			Actual Budget Expended			Remaining Budget Authorized		
	SPLOST	Other	Total	SPLOST	Other	Total	SPLOST	Other	Total
PE\Design	\$160,000	\$640,000	\$800,000				\$160,000	\$640,000	\$800,000
<b>Total:</b>	<b>\$160,000</b>	<b>\$640,000</b>	<b>\$800,000</b>	<b>\$0</b>	<b>\$0</b>	<b>\$0</b>	<b>\$160,000</b>	<b>\$640,000</b>	<b>\$800,000</b>

**Schedule**

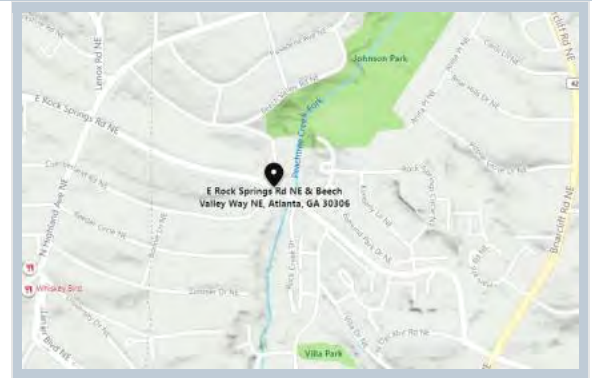
Activity Name	Baseline Start	Forecast/ Actual Start	Variance	Baseline Finish	Forecast/ Actual Finish	Variance
PE\Design		09-May-2024			08-Apr-2025	
	<b>2024</b>		<b>2025</b>		<b>2026</b>	
PE\Design						

**Schedule Milestones**

BOC Approve South River Trail Extension - GDOT and SPLOST Funding Approval for Design (2021-2254)	23-Mar-2021
Request for Vendor Qualifications (RFVQ) #1	28-Mar-2022
Vendor Qualifications Due #1	26-Apr-2022
GDOT Approval to Re-Advertise RFVQ	12-Apr-2023
Request for Vendor Qualifications (RFVQ) #2	24-Apr-2023
Vendor Qualifications Due #2	08-Jun-2023
BOC Approval/ Contract Award for Design (2023-XXXX)	09-Apr-2024
Approve PIP	12-Apr-2024
Start Design	09-May-2024
Design Complete	08-Apr-2025

## PROJECT: 1B.7 EAST ROCK SPRINGS ROAD ROUNDABOUT

<b>Program</b>	2018-2024 SPLOST
<b>Scope</b>	East Rock Springs Road carries a significant amount of vehicular traffic through neighborhoods where pedestrians are active. The proposed roundabout at the East Rock Springs Road at Cumberland Road / Beech Valley Way intersection is intended to calm traffic and improve operations and safety. This project includes \$300,000 in SPLOST funds and \$400,000 in GDOT LMIG funds in addition to the LMIG funds normally allocated to the County for resurfacing.
<b>District</b>	02
<b>Super District</b>	06
<b>Design</b>	Kimley-Horn and Associates, Inc.



### Summary

The Board of Commissioners approved \$300,000.00 in funding to complete final design and construction of this project from the \$25.5M Federal and State Transportation Project Matching Funding Referendum budget category. The project is also funded with \$400,000.00 in GDOT LMIG funds (in addition to the LMIG funds normally allocated to the County for resurfacing.)

### Cost Status

Phase	Budget Authorized			Actual Budget Expended			Remaining Budget Authorized		
	SPLOST	Other	Total	SPLOST	Other	Total	SPLOST	Other	Total
PE\Design	\$136,995		\$136,995	\$111,995		\$111,995	\$25,000		\$25,000
ROW\Property Acquisition	\$15,335		\$15,335	\$15,335		\$15,335	\$0		\$0
Construction Costs	\$172,670	\$400,000	\$572,670				\$172,670	\$400,000	\$572,670
<b>Total:</b>	<b>\$325,000</b>	<b>\$400,000</b>	<b>\$725,000</b>	<b>\$127,330</b>	<b>\$0</b>	<b>\$127,330</b>	<b>\$197,670</b>	<b>\$400,000</b>	<b>\$597,670</b>

### Schedule

Activity Name	Baseline Start	Forecast/ Actual Start	Variance	Baseline Finish	Forecast/ Actual Finish	Variance
PE\Design		16-Nov-2020			28-Mar-2024	
ROW\Property Acquisition		30-Nov-2022			20-Mar-2024	

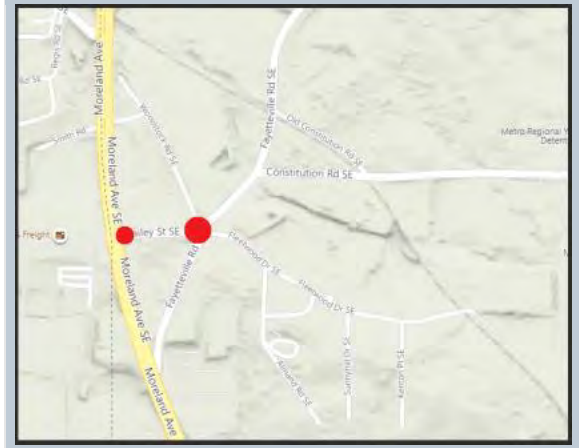
	2020	2021	2022	2023	2024
PE\Design					
ROW\Property Acquisition					

### Schedule Milestones

Start Final Design (Kimley-Horn)	16-Nov-2020
BOC Approval of E. Rock Springs Roundabout Funding (2021-2367) (Final Design and Construction)	13-Apr-2021
BOC Approval Design Contract Term Expiration - Emergency CO#7 East Rock Springs Road Roundabout (2021-3504)	11-Jan-2022
BOC Approval CO#10 Contract Term Extension (2022-2304) (Kimley-Horn)	25-Oct-2022
BOC Approval CO #11 Funding Increase and Contract Ext. Design (Kimley-Horn) (2023-0620)	13-Jun-2023
Final Design Complete	28-Mar-2024

**PROJECT: 1B.9 CONSTITUTION ROAD FREIGHT CORRIDOR OPERATIONAL AND SAFETY IMPROVEMENTS - PHASE 1**

<b>Program</b>	2018-2024 SPLOST
<b>Scope</b>	The Metro South Community Improvement District (MSCID) received a \$1 million Georgia Transportation Infrastructure Bank (GTIB) grant for safety and operational improvements to the Constitution Road Freight Corridor. Proposed improvements include intersection improvements and a traffic signal at the SR 42/ Bailey Street intersection and a roundabout at the Bailey St. /Fayetteville Rd. /Fleetwood Dr. /Woodstock Rd. intersection. The project will improve access to SR 42 and 1-285 for the numerous freight and truck oriented businesses in the Constitution Road area. In addition to the \$1M GTIB Grant this project is also funded with \$200,000 in Metro South Community Improvement District (MSCID) funds and \$2,614,622 in SPLOST matching funds.
<b>District</b>	03
<b>Super District</b>	06



**Summary**

Category 1B provides SPLOST funding for transportation projects. These projects also utilize federal and state matching funds.

**Cost Status**

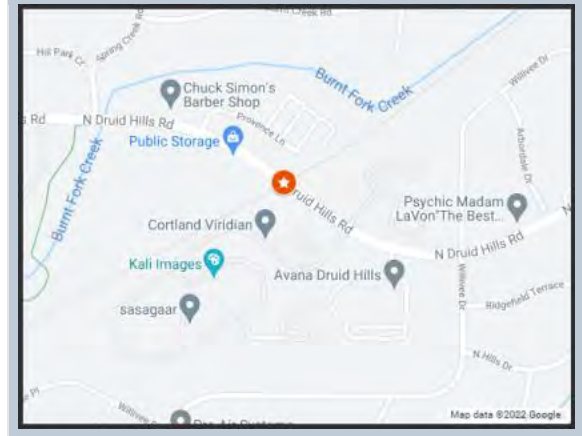
Phase	Budget Authorized			Actual Budget Expended			Remaining Budget Authorized		
	SPLOST	Other	Total	SPLOST	Other	Total	SPLOST	Other	Total
Construction Costs	\$3,614,622	\$1,200,000	\$4,814,622	\$3,000		\$3,000	\$3,611,622	\$1,200,000	\$4,811,622
<b>Total:</b>	<b>\$3,614,622</b>	<b>\$1,200,000</b>	<b>\$4,814,622</b>	<b>\$3,000</b>	<b>\$0</b>	<b>\$3,000</b>	<b>\$3,611,622</b>	<b>\$1,200,000</b>	<b>\$4,811,622</b>

**Schedule Milestones**

BOC Approve Funding Use for Constitution Road Freight Corridor Operational and Safety Improvements 28-Sep-2021  
Phase 1 (2021-3056)

**PROJECT: 1B.10 NORTH DRUID HILLS ROAD AT CSX RAILROAD BRIDGE REPLACEMENT**

<b>Program</b>	2018-2024 SPLOST
<b>Scope</b>	On September 24, 2019, the Board of Commissioners authorized an application for federal funds for multiple transportation projects including the North Druid Hills Road at CSX Railroad bridge replacement. Funding for the preliminary engineering phase was approved by the Atlanta Regional Commission. The Georgia Department of Transportation has appropriated \$720,000.00 for design and the DeKalb SPLOST will provide a \$180,000.00 local match. Future matching funds will be needed for the right-of-way acquisition and construction phases. The current ARC Transportation Improvement Program includes \$1.6 million in federal funding for the right-of-way acquisition phase and \$7 million in federal funding for the construction phase.
<b>District</b>	02
<b>Super District</b>	06



**Summary**

Category 1B provides SPLOST funding for transportation projects. These projects also utilize federal and state matching funds.

**Cost Status**

Phase	Budget Authorized			Actual Budget Expended			Remaining Budget Authorized		
	SPLOST	Other	Total	SPLOST	Other	Total	SPLOST	Other	Total
PE\Design	\$180,000	\$720,000	\$900,000				\$180,000	\$720,000	\$900,000
<b>Total:</b>	<b>\$180,000</b>	<b>\$720,000</b>	<b>\$900,000</b>	<b>\$0</b>	<b>\$0</b>	<b>\$0</b>	<b>\$180,000</b>	<b>\$720,000</b>	<b>\$900,000</b>

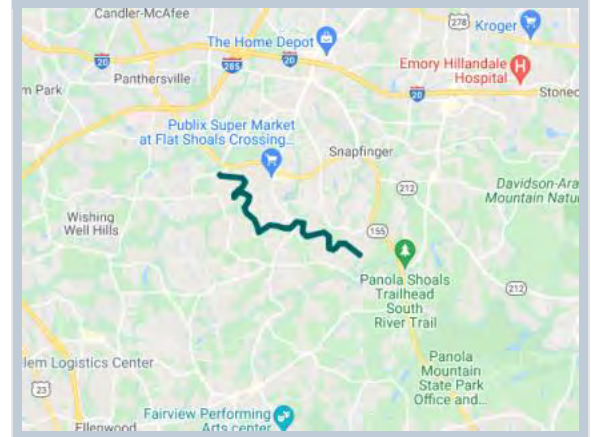
**Schedule Milestones**

BOC Approve Funding Use for North Druid Hills Road at CSX Railroad Bridge Replacement Design (2021-3065)	<a href="#">28-Sep-2021</a>
RFVQ for Design Services - North Druid Hills Road at CSX Railroad Bridge Replacement Design	<a href="#">18-Jul-2022</a>
Receipt of Proposals Due Date - North Druid Hills Road at CSX Railroad Bridge Replacement Design	<a href="#">08-Aug-2022</a>



**PROJECT: 1B.12 SOUTH RIVER TRAIL EXTENSION (WALDROP RD TO MLK HS) STUDY**

<b>Program</b>	2018-2024 SPLOST
<b>Scope</b>	Scoping Study for Extending the South River Trail from Waldrop Road to MLK High School. This section of trail will eliminate the gap between the existing trail end at Waldrop Road and the existing trail end at Martin Luther King High School which connects with the Arabia Mountain Trail and continues into Rockdale County. The trail is an important part of a bike-pedestrian corridor allowing for the future regional connection from the Monastery of the Holy Spirit in Rockdale County to the Atlanta Beltline. The purpose of this study is to develop safe and cost-effective ways to connect the existing trail segments and to study the feasibility of alternatives. Project deliverables will include an implementation plan for recommended improvements and a GDOT concept report. The concept report will assist in seeking additional state and federal funding. This study is funded with \$200,000 from the Atlanta Regional Commission funds and \$50,000 in SPLOST Category 1B funds.
<b>Project Length</b>	5.00 miles
<b>District</b>	03, 05
<b>Super District</b>	07



**Summary**

Category 1B provides SPLOST funding for transportation projects. These projects also utilize federal and state matching funds.

**Cost Status**

Phase	Budget Authorized			Actual Budget Expended			Remaining Budget Authorized		
	SPLOST	Other	Total	SPLOST	Other	Total	SPLOST	Other	Total
PE\Design	\$50,000	\$200,000	\$250,000				\$50,000	\$200,000	\$250,000
<b>Total:</b>	<b>\$50,000</b>	<b>\$200,000</b>	<b>\$250,000</b>	<b>\$0</b>	<b>\$0</b>	<b>\$0</b>	<b>\$50,000</b>	<b>\$200,000</b>	<b>\$250,000</b>

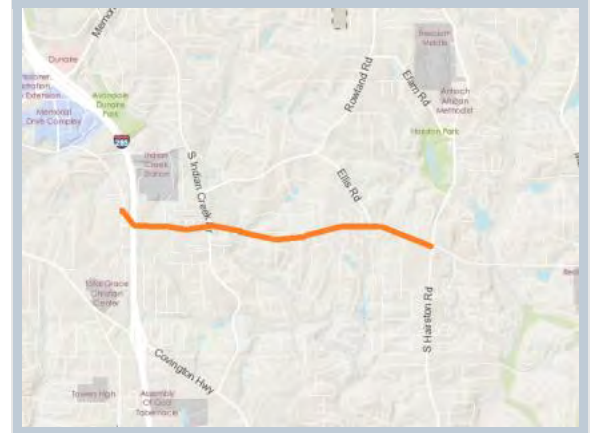
**Schedule Milestones**

BOC Approve Scoping Study (2021-3353)

21-Dec-2021

**PROJECT: 1B.13 REDAN ROAD SAFETY AND OPERATIONS IMPROVEMENTS STUDY**

<b>Program</b>	2018-2024 SPLOST
<b>Scope</b>	Scoping Study for Safety and Operations Improvements on Redan Road from Holcombe Road to near South Hairston Road. The purpose of this study is to develop viable, multimodal, and cost-effective mobility solutions and to study the feasibility of short- and long-range alternatives in improving the efficiency, operations, and safety of the corridor. Project deliverables will include an implementation plan for recommended improvements and a GDOT concept report. The concept report will assist in seeking additional state and federal funding. This project is funded with \$80,000 in SPLOST funds and up to \$320,000 from the Atlanta Regional Commission (ARC).
<b>Project Length</b>	2.20 miles
<b>District</b>	04, 05
<b>Super District</b>	07



**Summary**

Category 1B provides SPLOST funding for transportation projects. These projects also utilize federal and state matching funds.

**Cost Status**

Phase	Budget Authorized			Actual Budget Expended			Remaining Budget Authorized		
	SPLOST	Other	Total	SPLOST	Other	Total	SPLOST	Other	Total
PE\Design	\$80,000	\$320,000	\$400,000	\$4,600	\$18,400	\$23,000	\$75,400	\$301,600	\$377,000
<b>Total:</b>	<b>\$80,000</b>	<b>\$320,000</b>	<b>\$400,000</b>	<b>\$4,600</b>	<b>\$18,400</b>	<b>\$23,000</b>	<b>\$75,400</b>	<b>\$301,600</b>	<b>\$377,000</b>

**Schedule**

Activity Name	Baseline Start	Forecast/ Actual Start	Variance	Baseline Finish	Forecast/ Actual Finish	Variance
PE\Design		15-Nov-2023			23-Apr-2025	
	<b>2024</b>			<b>2025</b>		<b>2026</b>
PE\Design						

**Schedule Milestones**

BOC Approve Redan Road Safety and Operations Improvements Study/ARC Funding (2022-1260)	08-Mar-2022
Pre-Proposal Conference	13-Apr-2023
Proposal Opening	10-May-2023
Approve PIP	07-Aug-2023
BOC Approval/ Contract Award for Study (2023-0961)	26-Sep-2023
Start Study	15-Nov-2023
Study Complete	15-Nov-2024



**PROJECT: 1B.14 ORION DRIVE BRIDGE UPGRADE / REPLACEMENT**

<b>Program</b>	2018-2024 SPLOST
<b>Scope</b>	Orion Drive is the primary access to the south side of the North DeKalb Mall site. There are currently vehicle weight restrictions on the bridge. This project will bring the bridge up to current design standards by either upgrading the existing bridge structure or by building a replacement bridge. The initial design step will be to evaluate options for upgrading the bridge and to develop concept level cost estimates. The feasibility of adding a multi-use trail crossing to the bridge for a future extension of the South Fork Peachtree Creek Trail will also be evaluated. The project will be funded with Georgia Department of Transportation Local Maintenance and Improvement Grant (LMIG) Funds in the amount of \$500,000.00 and \$150,000.00 from SPLOST Category 1B.
<b>District</b>	04
<b>Super District</b>	06
<b>Design</b>	AECOM



**Summary**

Category 1B provides SPLOST funding for transportation projects. These projects also utilize federal and state matching funds.

**Cost Status**

Phase	Budget Authorized			Actual Budget Expended			Remaining Budget Authorized		
	SPLOST	Other	Total	SPLOST	Other	Total	SPLOST	Other	Total
PE\Design	\$150,000		\$150,000	\$37,345		\$37,345	\$112,655		\$112,655
Construction Costs		\$500,000	\$500,000					\$500,000	\$500,000
<b>Total:</b>	<b>\$150,000</b>	<b>\$500,000</b>	<b>\$650,000</b>	<b>\$37,345</b>	<b>\$0</b>	<b>\$37,345</b>	<b>\$112,655</b>	<b>\$500,000</b>	<b>\$612,655</b>

**Schedule**

Activity Name	Baseline Start	Forecast/ Actual Start	Variance	Baseline Finish	Forecast/ Actual Finish	Variance
PE\Design		15-Aug-2022			01-Mar-2024	
	2022			2023		
PE\Design						

**Schedule Milestones**

Approve PIP	15-Jul-2022
BOC Approval Funding (2022-1730)	09-Aug-2022
NTP/Start Bridge Evaluation	15-Aug-2022
Design Complete Bridge Evaluation	07-May-2023
NTP/ Start Design (AECOM)	08-May-2023
Design Complete (AECOM)	01-Mar-2024

## PROJECT: 1B.18 2023 LMIG PAVEMENT MARKING SAFETY UPGRADES

<b>Program</b>	2018-2024 SPLOST
<b>Scope</b>	The proposed improvements consist of updating thermoplastic pavement markings, adding raised pavement markers, and replacement of regulatory and warning signs on roads that have been identified as being in the most need of these improvements. This project is funded with \$200,000 in SPLOST funds and \$230,000 in GDOT FY2023 LMIG Safety Action Plan funds.
<b>District</b>	01, 02, 03, 04, 05
<b>Super District</b>	06, 07

### Summary

Category 1B provides SPLOST funding for transportation projects. These projects also utilize federal and state matching funds.

### Cost Status

Phase	Budget Authorized			Actual Budget Expended			Remaining Budget Authorized		
	SPLOST	Other	Total	SPLOST	Other	Total	SPLOST	Other	Total
Construction Costs	\$200,000	\$230,000	\$430,000				\$200,000	\$230,000	\$430,000
<b>Total:</b>	<b>\$200,000</b>	<b>\$230,000</b>	<b>\$430,000</b>	<b>\$0</b>	<b>\$0</b>	<b>\$0</b>	<b>\$200,000</b>	<b>\$230,000</b>	<b>\$430,000</b>

### Schedule

Activity Name	Baseline Start	Forecast/ Actual Start	Variance	Baseline Finish	Forecast/ Actual Finish	Variance
Construction		31-Mar-2024			29-Mar-2025	
	<b>2024</b>		<b>2025</b>		<b>2026</b>	
Construction						

### Schedule Milestones

BOC Approval GDOT Safety Funds (2023-0800)	25-Jul-2023
Start Construction	31-Mar-2024
Substantial Completion	29-Mar-2025

### Sub Projects

Name	District(s) / Super	Status	Comments
North Hairston Road Pavement Marking Safety Upgrades	04 / 07	Purchasing	
Shallowford Road Pavement Marking Safety Upgrades	01, 02 / 06, 07	Purchasing	
South Stone Mountain Lithonia Rd Pavement Marking Safety Upgrades	04, 05 / 07	Purchasing	
Wesley Chapel Road Pavement Marking Safety Upgrades	03 / 07	Purchasing	

**PROJECT: 1B.19 BRIARCLIFF ROAD RECTANGULAR RAPID FLASHING BEACON CROSSWALKS**

<b>Program</b>	2018-2024 SPLOST
<b>Scope</b>	This project consists of the installation of two new crosswalks with rectangular rapid flashing beacons on Briarcliff Road (SR 42) at the intersection with Chalmette Drive. The RRFB equipment will be provided by DeKalb County. The work includes minor sidewalk and ramp work.
<b>District</b>	02
<b>Super District</b>	06



**Summary**

Category 1B provides SPLOST funding for transportation projects. These projects also utilize federal and state matching funds.

**Cost Status**

Phase	Budget Authorized			Actual Budget Expended			Remaining Budget Authorized		
	SPLOST	Other	Total	SPLOST	Other	Total	SPLOST	Other	Total
Construction Costs	\$180,808		\$180,808				\$180,808		\$180,808
<b>Total:</b>	<b>\$180,808</b>	<b>\$0</b>	<b>\$180,808</b>	<b>\$0</b>	<b>\$0</b>	<b>\$0</b>	<b>\$180,808</b>	<b>\$0</b>	<b>\$180,808</b>

**Schedule**

Activity Name	Baseline Start	Forecast/ Actual Start	Variance	Baseline Finish	Forecast/ Actual Finish	Variance
Program Management		02-Aug-2023			07-Aug-2023	
Construction		05-Mar-2024			02-Jul-2024	

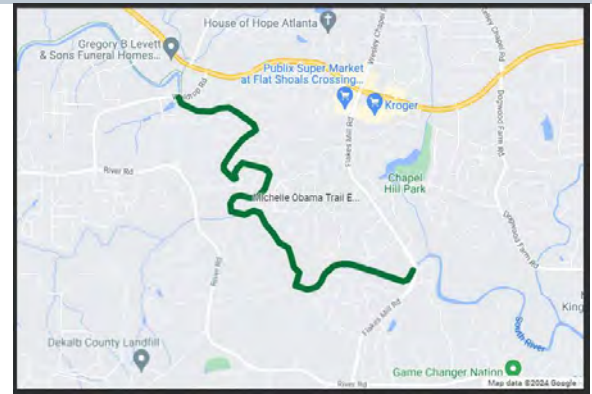
	2023	2024	2025
Program Management			
Construction			

**Schedule Milestones**

Approve PIP	07-Aug-2023
Invitation to Bid	24-Aug-2023
Bid Opening	28-Sep-2023
Price Opening	05-Oct-2023
BOC Approval/ Contract Award (2023-1443) (DAF Concrete)	12-Dec-2023
Start Construction	05-Mar-2024
Substantial Completion	02-Jul-2024

## PROJECT: 1B.20 MICHELLE OBAMA TRAIL EXTENSION

<b>Program</b>	2018-2024 SPLOST
<b>Scope</b>	Design of the extension of the Michelle Obama Trail from Waldrop Road to Conley Creek, or possibly to Flakes Mill Road. Funding for design includes \$405,000 of SPLOST funds and \$1,500,000 from GDOT. \$3,617,500 in FY 2023 Congressionally Directed Spending was awarded to DeKalb County for this project that will be managed by GDOT.
<b>Project Length</b>	3.15 miles
<b>District</b>	03
<b>Super District</b>	07



### Summary

Category 1B provides SPLOST funding for transportation projects. These projects also utilize federal and state matching funds.

### Cost Status

Phase	Budget Authorized			Actual Budget Expended			Remaining Budget Authorized		
	SPLOST	Other	Total	SPLOST	Other	Total	SPLOST	Other	Total
PE\Design	\$405,000	\$1,500,000	\$1,905,000				\$405,000	\$1,500,000	\$1,905,000
<b>Total:</b>	<b>\$405,000</b>	<b>\$1,500,000</b>	<b>\$1,905,000</b>	<b>\$0</b>	<b>\$0</b>	<b>\$0</b>	<b>\$405,000</b>	<b>\$1,500,000</b>	<b>\$1,905,000</b>

### Schedule Milestones

BOC Approval Preliminary Engineering (2024-0231)

27-Feb-2024

**PROJECT: 1C.4 A/E SERVICES FOR TRANSPORTATION (ON-CALL)**

<b>Program</b>	2018-2024 SPLOST
<b>Scope</b>	Consists of providing professional engineering services for the design and construction of various Pedestrian Improvement Projects. Current scopes include: (1) Preparation of construction plans for safety improvements at 11 locations in DeKalb County, (2) Development of conceptual alternatives for pedestrian improvements along Snapfinger Woods Drive from New Snapfinger Woods Drive to Friendly Hills Drive (3) Design of pedestrian crossings at three locations (Central Drive, Indian Creek Way and Redan Road) and (4) Design of Medlock Road Sidewalk Improvements.
<b>District</b>	01, 02, 03, 04, 05
<b>Super District</b>	06, 07
<b>Design</b>	Vanasse Hangen Brustlin, Inc.

**Summary**

Category 1C provides for construction of new and replacement sidewalks throughout DeKalb County with a total referendum budget of \$14,450,000.

**Cost Status**

Phase	Budget Authorized			Actual Budget Expended			Remaining Budget Authorized		
	SPLOST	Other	Total	SPLOST	Other	Total	SPLOST	Other	Total
PE\Design	\$993,527		\$993,527	\$220,591		\$220,591	\$772,936		\$772,936
<b>Total:</b>	<b>\$993,527</b>	<b>\$0</b>	<b>\$993,527</b>	<b>\$220,591</b>	<b>\$0</b>	<b>\$220,591</b>	<b>\$772,936</b>	<b>\$0</b>	<b>\$772,936</b>

**Schedule**

Activity Name	Baseline Start	Forecast/ Actual Start	Variance	Baseline Finish	Forecast/ Actual Finish	Variance
Program Management		27-Aug-2020			03-Sep-2020	
PE\Design		06-Dec-2021			28-Mar-2025	

	2020	2021	2022	2023	2024	2025
Program Management						
PE\Design						

**Schedule Milestones**

Approve PIP	03-Sep-2020
BOC Approval of A/E Contractors (2020-0915)	08-Dec-2020
Start Design - A/E Services	06-Dec-2021
Start Design - Snapfinger Woods Drive Sidewalk Concept	06-Dec-2021
Start Design - GDOT Off-System Safety Improvements at 11 Locations	13-Jan-2022
PO Received - GDOT Off-System Safety Improvements at 11 Locations	04-Feb-2022
PO Received - Snapfinger Woods Drive Sidewalk Concept	07-Mar-2022
PO Received - Pedestrian Crossings at Three Locations Design	31-Mar-2022
Start Design - Pedestrian Crossings at Three Locations Design	18-Apr-2022
PO Received - Medlock Road Sidewalk Improvements	09-Nov-2023
Start Design - Medlock Road Sidewalk Improvements	16-Nov-2023
Design Complete - Snapfinger Woods Drive Sidewalk Concept	01-Mar-2024
Design Complete - GDOT Off-System Safety Improvements at 11 Locations	29-Mar-2024
Design Complete - Pedestrian Crossings at Three Locations Design	03-Jun-2024
Design Complete - Medlock Road Sidewalk Improvements	28-Mar-2025
Design Complete - A/E Services	28-Mar-2025

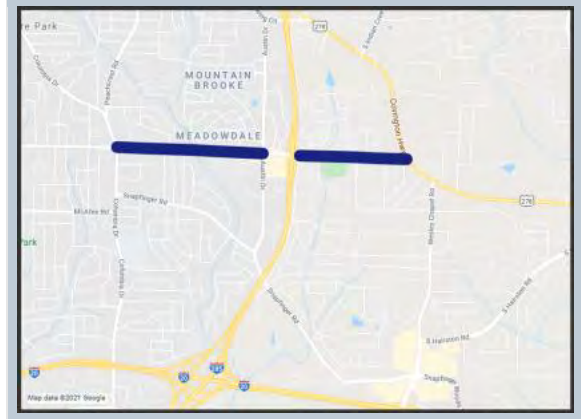


## Sub Projects

Name	District(s) / Super	Status	Comments
Snapfinger Woods Drive Sidewalk Concept Alternatives	05 / 07	Design Phase	
Pedestrian Crossings at Three Locations (Central Dr, Indian Creek Way, Redan Rd)	04, 05 / 06, 07	Design Phase	
Medlock Road Sidewalk Improvements	02 / 06	Design Phase	
GDOT Off-System Safety Improvements at 11 Locations	01, 03, 04, 05 / 06, 07	Design Phase	
A/E Services for Transportation Unallocated	01, 02, 03, 04, 05 / 06, 07	Not Started	

**PROJECT: 1C.5 GLENWOOD ROAD SIDEWALK PH. 3**

<b>Program</b>	2018-2024 SPLOST
<b>Scope</b>	Sidewalk improvements along both sides of Glenwood Road from Columbia Drive to Austin Drive and from east of 1-285 to US278/SR12/Covington Highway ("Covington Highway") in unincorporated DeKalb County, Georgia. Current contract modification is to fund final plan development with SPLOST funds.
<b>Project Length</b>	1.75 miles
<b>District</b>	03, 05
<b>Super District</b>	07
<b>Design</b>	Kimley-Horn and Associates, Inc.



**Summary**

Category 1C provides for construction of new and replacement sidewalks throughout DeKalb County with a total referendum budget of \$14,450,000.

**Cost Status**

Phase	Budget Authorized			Actual Budget Expended			Remaining Budget Authorized		
	SPLOST	Other	Total	SPLOST	Other	Total	SPLOST	Other	Total
PE\Design	\$349,965		\$349,965	\$278,695		\$278,695	\$71,270		\$71,270
ROW\Property Acquisition	\$728,283		\$728,283	\$101,938		\$101,938	\$626,346		\$626,346
<b>Total:</b>	<b>\$1,078,248</b>	<b>\$0</b>	<b>\$1,078,248</b>	<b>\$380,632</b>	<b>\$0</b>	<b>\$380,632</b>	<b>\$697,616</b>	<b>\$0</b>	<b>\$697,616</b>

**Schedule**

Activity Name	Baseline Start	Forecast/ Actual Start	Variance	Baseline Finish	Forecast/ Actual Finish	Variance
Program Management		11-Jan-2021			11-Jan-2022	
PE\Design		25-Feb-2021			01-Mar-2024	
ROW\Property Acquisition		09-Nov-2021			01-Mar-2024	

	2021	2022	2023	2024
Program Management				
PE\Design				
ROW\Property Acquisition				

**Schedule Milestones**

Approve PIP Design	11-Jan-2021
BOC Approval of Glenwood Road Sidewalk Phase 3 (2021-2026) Kimley-Horn	09-Feb-2021
Design PO Received (Kimley Horn)	25-Feb-2021
BOC Approval Design Contract Term Expiration - CO#7 Glenwood Road Sidewalk (Kimley-Horn) (2021-3504)	11-Jan-2022
Approve PIP ROW/Property Acquisition	06-May-2022
BOC Approval SPLOST Funding for ROW Acquisition - Glenwood Road Sidewalk (2022-1659)	14-Jun-2022
BOC Approval CO#10 Contract Term Extension (2022-2304) (Kimley-Horn)	25-Oct-2022
BOC Approval CO #11 Funding Increase and Time Ext. Design (Kimley-Horn) (2023-0620)	13-Jun-2023



**PROJECT: 1D.3 A/E SERVICES FOR TRANSPORTATION (ON-CALL)**

<b>Program</b>	2018-2024 SPLOST
<b>Scope</b>	Consists of providing professional engineering services for the design and construction of various projects including, but not limited to: intersections, sidewalks, and roadway improvements; streetscapes, localized drainage projects, traffic signalization projects, bridge replacements, infrastructure improvements and related projects.
<b>District</b>	01, 02, 03, 04, 05
<b>Super District</b>	06, 07
<b>Design</b>	Arcadis US, Inc.

**Summary**

Category 1D provides for Transportation Enhancement projects across DeKalb County which include, but are not limited to, intersection upgrades, widening of narrow lanes, and improvements to roadway alignment, safety lighting, and sight distance.

**Cost Status**

Phase	Budget Authorized			Actual Budget Expended			Remaining Budget Authorized		
	SPLOST	Other	Total	SPLOST	Other	Total	SPLOST	Other	Total
PE\Design	\$431,086	\$150,000	\$581,086	\$350,621		\$350,621	\$80,465	\$150,000	\$230,465
<b>Total:</b>	<b>\$431,086</b>	<b>\$150,000</b>	<b>\$581,086</b>	<b>\$350,621</b>	<b>\$0</b>	<b>\$350,621</b>	<b>\$80,465</b>	<b>\$150,000</b>	<b>\$230,465</b>

**Schedule**

Activity Name	Baseline Start	Forecast/ Actual Start	Variance	Baseline Finish	Forecast/ Actual Finish	Variance
Program Management		27-Aug-2020			03-Sep-2020	
PE\Design		15-Nov-2021			31-Dec-2024	

	2020	2021	2022	2023	2024
Program Management					
PE\Design					

**Schedule Milestones**

Approve PIP	03-Sep-2020
BOC Approval of A/E Contractors (2020-0915)	08-Dec-2020
Start Design - A/E Services	15-Nov-2021
Start Survey and Concept Design - Stewart Mill Rd at Bermuda Rd Roundabout Design WA#1 Survey and Concept	15-Nov-2021
Survey and Concept Design Complete - Stewart Mill Rd at Bermuda Rd Roundabout Design WA#1 Survey and Concept	31-May-2022
Start Survey and Concept Design - Stewart Mill Rd at Bermuda Rd Roundabout Design WA#5 Preliminary Plans	15-Sep-2022
Start Design - Rockbridge Rd Mini Roundabout Concept	01-Jun-2023
Start Design - Rectangular Rapid Flashing Beacons at 4 Locations	20-Sep-2023
BOC Approval Funding (2023-1582)	19-Dec-2023
Design Complete - Rockbridge Rd Mini Roundabout Concept	01-Mar-2024
Design Complete - Rectangular Rapid Flashing Beacons at 4 Locations	05-Mar-2024
Survey and Concept Design Complete - Stewart Mill Rd at Bermuda Rd Roundabout Design WA#5 Survey and Concept	31-Mar-2024
Design Complete - A/E Services	31-Dec-2024



## Sub Projects

Name	District(s) / Super	Status	Comments
Stewart Mill Rd at Bermuda Rd Roundabout Design	04 / 07	Design Phase	
Rockbridge Road Mini Roundabout Concept	04 / 06	Design Phase	
Rectangular Rapid Flashing Beacons at 4 Locations	01 / 07	Design Phase	
1D.3.99 A/E Services for Transportation (On-Call) Unallocated	01, 02, 03, 04, 05 / 06, 07	Not Started	

**PROJECT: 1E.6 OLD CASTLE MULTI-USE TRAIL (S. RIVER TRAIL PHASE 7)**

<b>Program</b>	2018-2024 SPLOST
<b>Scope</b>	This project is funded with \$2,500,000 of SPLOST Funds from Category 1E - Multi-Use Trails Fund and \$500,000 from District 6 Category 1M - Commission District Discretionary Fund for land acquisition and construction of a segment of the South River Trail from Custer Avenue to Crestdale Circle. This portion of the trail is a key piece of the County's long range plan to provide a connection from the existing, and under construction, segments of the South River Trail System to the Atlanta Beltline.
<b>Project Length</b>	0.60 miles
<b>District</b>	03
<b>Super District</b>	06



**Summary**

This project is funded with \$2,500,000 of SPLOST Funds from Category 1E - Multi-Use Trails Fund and \$500,000 from District 6 Category 1M - Commission District Discretionary Fund for land acquisition and construction of a segment of the South River Trail from Custer Avenue to Crestdale Circle. This portion of the trail is a key piece of the County's long range plan to provide a connection from the existing, and under construction, segments of the South River Trail System to the Atlanta Beltline.

**Cost Status**

Phase	Budget Authorized			Actual Budget Expended			Remaining Budget Authorized		
	SPLOST	Other	Total	SPLOST	Other	Total	SPLOST	Other	Total
ROW\Property Acquisition	\$21,375		\$21,375	\$21,375		\$21,375	\$0		\$0
Construction Costs	\$2,478,625		\$2,478,625				\$2,478,625		\$2,478,625
<b>Total:</b>	<b>\$2,500,000</b>	<b>\$0</b>	<b>\$2,500,000</b>	<b>\$21,375</b>	<b>\$0</b>	<b>\$21,375</b>	<b>\$2,478,625</b>	<b>\$0</b>	<b>\$2,478,625</b>

**Schedule**

Activity Name	Baseline Start	Forecast/ Actual Start	Variance	Baseline Finish	Forecast/ Actual Finish	Variance
ROW\Property Acquisition		17-Feb-2021			01-Mar-2024	
	2021	2022		2023	2024	
ROW\Property Acquisition						

**Schedule Milestones**

BOC Approval of SPLOST Funding for ROW and Construction (2020-0485)	12-May-2020
BOC Approval of Donation of an Easement (2020-1313)	27-Oct-2020

**PROJECT: 1F.7 CEDAR GROVE ROAD BRIDGE DESIGN-BUILD**

<b>Program</b>	2018-2024 SPLOST
<b>Scope</b>	The Cedar Grove Road bridge over Norfolk Southern Railroad (built in 1965) is currently closed to traffic as a result of problems identified by GDOT in their bi-annual inspection. These problems are due in part to the bridge's age and to increased loads from trucks not following the posted weight limits. A design/build process will be used to expedite completion of the new bridge. Improvements proposed to the detour route include shoulder widening and turn radius improvements.
<b>District</b>	03
<b>Super District</b>	06
<b>Design</b>	AECOM
<b>Construction</b>	C. W. Matthews Contracting Co.



**Summary**

Replacement of the Cedar Grove Road bridge over Norfolk Southern Railroad.

**Cost Status**

Phase	Budget Authorized			Actual Budget Expended			Remaining Budget Authorized		
	SPLOST	Other	Total	SPLOST	Other	Total	SPLOST	Other	Total
PE\Design	\$25,000		\$25,000	\$13,420		\$13,420	\$11,580		\$11,580
Construction Costs	\$6,672,300		\$6,672,300	\$358,862		\$358,862	\$6,313,438		\$6,313,438
<b>Total:</b>	<b>\$6,697,300</b>	<b>\$0</b>	<b>\$6,697,300</b>	<b>\$372,282</b>	<b>\$0</b>	<b>\$372,282</b>	<b>\$6,325,018</b>	<b>\$0</b>	<b>\$6,325,018</b>

**Schedule**

Activity Name	Baseline Start	Forecast/ Actual Start	Variance	Baseline Finish	Forecast/ Actual Finish	Variance
PE\Design		08-Mar-2021			13-Nov-2022	
Procurement		15-Nov-2022			27-Sep-2023	
Construction		28-Sep-2023			31-Dec-2025	

\* Note: Design dates are for preliminary design. Construction dates are for Design-Build contract and will include remainder of design and construction.

	2021	2022	2023	2024	2025
PE\Design					
Procurement					
Construction					

**Schedule Milestones**

BOC Funding Approval for Cedar Grove Road Bridge Replacement (2020-1383)	10-Nov-2020
Approve PIP	11-Jan-2021
BOC Approval/Engineering Review Services/Norfolk Southern Railway (2021-2746)	22-Jun-2021
Preliminary Design Completion	13-Nov-2022
Request for Vendor Qualifications	14-Nov-2022
Deadline for Receipt of Proposals	29-Dec-2022
BOC Approval Contract Award (2023-0622) (C.W. Matthews)	27-Jun-2023
Notice to Proceed	28-Sep-2023
Start Construction	28-Sep-2023
Substantial Completion	31-Dec-2025

**PROJECT: 1H.2 A/E SERVICES FOR TRANSPORTATION (ON-CALL)**

<b>Program</b>	2018-2024 SPLOST
<b>Scope</b>	Consists of providing professional engineering services for the design and construction of various projects including, but not limited to: intersections, sidewalks, and roadway improvements; streetscapes, localized drainage projects, traffic signalization projects, bridge replacements, infrastructure improvements and related projects.
<b>District</b>	01, 02, 03, 04, 05
<b>Super District</b>	06, 07
<b>Design</b>	AECOM

**Summary**

Category 1H provides for design and installation/construction of new and replacement traffic signals throughout DeKalb County with a total referendum budget of \$2,350,000.

**Cost Status**

Phase	Budget Authorized			Actual Budget Expended			Remaining Budget Authorized		
	SPLOST	Other	Total	SPLOST	Other	Total	SPLOST	Other	Total
PE\Design	\$272,477		\$272,477	\$24,468		\$24,468	\$248,010		\$248,010
<b>Total:</b>	<b>\$272,477</b>	<b>\$0</b>	<b>\$272,477</b>	<b>\$24,468</b>	<b>\$0</b>	<b>\$24,468</b>	<b>\$248,010</b>	<b>\$0</b>	<b>\$248,010</b>

**Schedule**

Activity Name	Baseline Start	Forecast/ Actual Start	Variance	Baseline Finish	Forecast/ Actual Finish	Variance
Program Management		27-Aug-2020			03-Sep-2020	
PE\Design		10-Mar-2022			31-Dec-2024	
	2020	2021	2022	2023	2024	
Program Management						
PE\Design						

**Schedule Milestones**


Approve PIP	03-Sep-2020
BOC Approval of A/E Contractors (2020-0915)	08-Dec-2020
Start Design - A/E Services	10-Mar-2022
Start Design - DeKalb Industrial Way at Milscott Drive Traffic Signal Plans	10-Mar-2022
PO Received - DeKalb Industrial Way at Milscott Drive Traffic Signal Plans	11-Mar-2022
Design Complete - DeKalb Industrial Way at Milscott Drive Traffic Signal Plans	10-Apr-2023
Start Design - North Decatur Rd at Parkdale Dr - Traffic Signal and PHB	01-May-2023
Start Design - Traffic Signal Design at 3 Locations	11-Sep-2023
Design Complete - Traffic Signal Design at 3 Locations	01-Mar-2024
Design Complete - North Decatur Rd at Parkdale Dr - Traffic Signal and PHB	29-Apr-2024
Design Complete - A/E Services	31-Dec-2024

**Sub Projects**

Name	District(s) / Super	Status	Comments
1H.2.1 DeKalb Industrial Way at Milscott Drive Traffic Signal Design	04 / 06	Project Complete	
1H.2.2 North Decatur Rd at Parkdale Dr - Traffic Signal and PHB	04 / 06	Design Phase	
1H.2.3 Traffic Signal Design at 3 Locations	04 / 06, 07	Design Phase	
1H.2.99 A/E Services for Transportation (On-Call)	01, 02, 03, 04, 05 / 06, 07	Not Started	
Unallocated			

**PROJECT: 1H.4 DEKALB INDUSTRIAL AT MILSCOTT TRAFFIC SIGNAL AND PEDESTRIAN CROSSING**

<b>Program</b>	2018-2024 SPLOST
<b>Scope</b>	This project consists of Traffic Signal improvements and Pedestrian Crossing at the intersection of DeKalb Industrial Way and Milscott Drive. It will provide for a safe means of vehicular traffic to move through the intersection and pedestrians to cross DeKalb Industrial Way in a safe manner. The project will also provide left-turn lanes on DeKalb Industrial Way for better traffic control and turning movement. The project will provide a traffic calming measure and improve operations and safety.
<b>District</b>	04
<b>Super District</b>	06
<b>Design</b>	AECOM
<b>Construction</b>	Brooks Berry Haynie & Associates, Inc.



**Summary**

Category 1H provides for design and installation/construction of new and replacement traffic signals throughout DeKalb County with a total referendum budget of \$2,350,000.

**Cost Status**

Phase	Budget Authorized			Actual Budget Expended			Remaining Budget Authorized		
	SPLOST	Other	Total	SPLOST	Other	Total	SPLOST	Other	Total
Construction Costs	\$353,636		\$353,636				\$353,636		\$353,636
<b>Total:</b>	<b>\$353,636</b>	<b>\$0</b>	<b>\$353,636</b>	<b>\$0</b>	<b>\$0</b>	<b>\$0</b>	<b>\$353,636</b>	<b>\$0</b>	<b>\$353,636</b>

**Schedule**

Activity Name	Baseline Start	Forecast/ Actual Start	Variance	Baseline Finish	Forecast/ Actual Finish	Variance
Program Management		10-Apr-2023			10-Apr-2023	
Procurement		11-Apr-2023			23-Apr-2024	
Construction		24-Apr-2024			22-Nov-2024	

	2023	2024	2025
Program Management			
Procurement			
Construction			

**Schedule Milestones**

Approve PIP	10-Apr-2023
Invitation to Bid	26-Jun-2023
Bid Opening	03-Aug-2023
BOC Approval/Contract Award (2023-1039) (Brooks Berry Haynie)	26-Sep-2023
NTP/Start Construction	24-Apr-2024
Substantial Completion	22-Nov-2024

## PROJECT: 1L TRANSPORTATION PROGRAM MANAGEMENT

<b>Program</b>	2018-2024 SPLOST
<b>Scope</b>	Provide Program Management core services for transportation related projects.
<b>District</b>	01, 02, 03, 04, 05
<b>Super District</b>	06, 07
<b>Vendor</b>	Atlas Technical Consultants

### Summary

This project sets aside \$9,701,074 for program management services for Transportation projects within the SPLOST Program. Individual task orders will be issued to the Program Manager.

### Cost Status

Phase	Budget Authorized			Actual Budget Expended			Remaining Budget Authorized		
	SPLOST	Other	Total	SPLOST	Other	Total	SPLOST	Other	Total
Program Management	\$6,692,669		\$6,692,669	\$6,691,439		\$6,691,439	\$1,231		\$1,231
CE&I Costs	\$3,008,405		\$3,008,405	\$2,972,337		\$2,972,337	\$36,067		\$36,067
Future/Undistributed									
<b>Total:</b>	<b>\$9,701,074</b>	<b>\$0</b>	<b>\$9,701,074</b>	<b>\$9,663,776</b>	<b>\$0</b>	<b>\$9,663,776</b>	<b>\$37,298</b>	<b>\$0</b>	<b>\$37,298</b>

### Schedule

Activity Name	Baseline Start	Forecast/ Actual Start	Variance	Baseline Finish	Forecast/ Actual Finish	Variance
Program Management	27-Aug-2018	02-Aug-2018	25	06-Dec-2024	06-Dec-2024	

	2018	2019	2020	2021	2022	2023	2024
Program Management							

### Schedule Milestones

BOC Committee Approve Program Management Services (2018-2272)	19-Jun-2018
BOC Approve Program Management Services (2018-2272)	26-Jun-2018
Notice to Proceed	02-Aug-2018
Program Management Mobilize at DeKalb County Offices	26-Aug-2018
Start Transportation Project Management Services	27-Aug-2018
BOC Approval CO #1 Program Management Services (2022-1826)	15-Nov-2022
BOC Approval CO#2 and CO#3 Program Management Services (2023-0858)	08-Aug-2023
Complete Transportation Project Management Services	06-Dec-2024

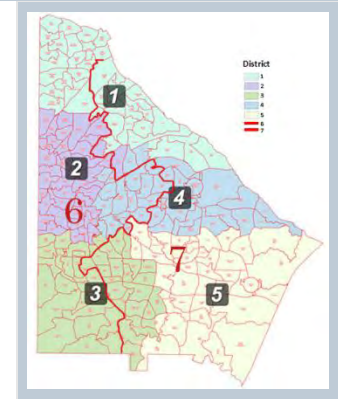
### Sub Projects

Name	District(s) / Super	Status
Work Authorization 1 ATC PM Core Services 2018	01, 02, 03, 04, 05 / 06, 07	Project Complete
Work Authorization 2 ATC CEI Services 1A.1 2018 LMIG Resurfacing	01, 02, 03, 04, 05 / 06, 07	Project Complete
Work Authorization 3 ATC CEI Services 1A.2 Phase 1 SPLOST Resurfacing (ABC)	01, 02, 03, 04, 05 / 06, 07	Project Complete
Work Authorization 4 ATC PM Core Services 2019	01, 02, 03, 04, 05 / 06, 07	Project Complete
Work Authorization 6 ATC CEI Services 1B.2 Flat Shoals, Henderson, Salem Sidewalks	01, 03, 05 / 06, 07	In Progress
Work Authorization 9 ATC CEI Services 1B.3 South River Trail Phase V	03 / 06, 07	Project Complete
Work Authorization 10 ATC PM Core Services 2020	01, 02, 03, 04, 05 / 06, 07	Project Complete
Work Authorization 11 ATC CEI Services 1A.5 2019 LMIG Resurfacing	01, 02, 03, 04, 05 / 06, 07	Project Complete
Work Authorization 7 ATC CEI Services 1B.1.4 Rockbridge Road Streetscape	04 / 07	In Progress
Work Authorization 8 ATC CEI Services 1B.1.2 Rockbridge Road Water/Sewer Improvements	04 / 07	In Progress
Work Authorization 12 ATC CE/Management Services 1C.1 Pedestrian Improvements	03, 04, 05 / 06, 07	In Progress
Work Authorization 13 ATC PM Core Services 2021	01, 02, 03, 04, 05 / 06, 07	Project Complete
Work Authorization 14 ATC CEI Services 1A.9 2020 LMIG Resurfacing	01, 02, 03, 04, 05 / 06, 07	Project Complete
CO#1 Work Authorization 18 ATC PM Core Services 2023	01, 02, 03, 04, 05 / 06, 07	In Progress
CO#1 Work Authorization 19 ATC CEI Services 1A.10 2021 LMIG Resurfacing	01, 02, 03, 04, 05 / 06, 07	In Progress
Work Authorization 20 ATC CEI Services 1A.3 Phase 2 Resurfacing	01, 02, 03, 04, 05 / 06, 07	In Progress
Work Authorization 21 ATC CEI Services 1A.11 2022 LMIG Resurfacing	01, 02, 03, 04, 05 / 06, 07	In Progress
Work Authorization 16.2 ATC CEI Services 1A.13 Phase Two Resurfacing Part 2	01, 02, 03, 04, 05 / 06, 07	Not Started



**PROJECT: 1M COMMISSION DISTRICT TRANSPORTATION PROJECTS**

<b>Program</b>	2018-2024 SPLOST
<b>Scope</b>	Scope includes projects as requested by DeKalb County Commissioner's for their District and if approved by the Board of Commissioners. The Referendum identified \$7,056,673.00 for this category or \$1,008,096.14, respectively, for each of the seven (7) Districts.
<b>District</b>	01, 02, 03, 04, 05
<b>Super District</b>	06, 07
<b>Design</b>	Atkins North America, PATH Foundation



**Cost Status**

Phase	Budget Authorized			Actual Budget Expended			Remaining Budget Authorized		
	SPLOST	Other	Total	SPLOST	Other	Total	SPLOST	Other	Total
PE\Design	\$3,017,096		\$3,017,096	\$531,775		\$531,775	\$2,485,321		\$2,485,321
ROW\Property Acquisition	\$50,000		\$50,000				\$50,000		\$50,000
Construction Costs	\$1,466,803		\$1,466,803	\$236,706		\$236,706	\$1,230,097		\$1,230,097
Future/Undistributed									
<b>Total:</b>	<b>\$4,533,899</b>	<b>\$0</b>	<b>\$4,533,899</b>	<b>\$768,481</b>	<b>\$0</b>	<b>\$768,481</b>	<b>\$3,765,418</b>	<b>\$0</b>	<b>\$3,765,418</b>

**Schedule Milestones**

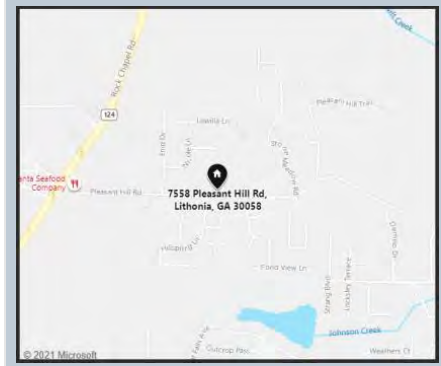
District 6/BOC Approve Funding Old Castle Multi-Use Trail (2020-0485)	<a href="#">12-May-2020</a>
District 3/BOC Approve Funding Metro South CID (2020-1063)	<a href="#">08-Sep-2020</a>
District 6/BOC Approve Funding Peachtree Creek Greenway Comprehensive Concept Plan (2020-1496)	<a href="#">17-Nov-2020</a>
District 6/BOC Approve Funding Sagamore-Leafmore Trail Concept Plan and Design (2020-1563)	<a href="#">08-Dec-2020</a>
District 6/BOC Approve PATH Foundation Agreement - Peachtree Creek Greenway Comprehensive Concept Plan (2021-2278)	<a href="#">13-Apr-2021</a>
District 4/Market Street Sidewalk BOC Agenda Item (2021-3240)	<a href="#">26-Oct-2021</a>
District 2&6/BOC Approve Project Agreement PATH Foundation -Sagamore Hills Trl. Connectivity Study (2021-3220)	<a href="#">09-Nov-2021</a>
District 2&6/BOC Approve Purchase 2 Traffic Data Collection Devices Sagamore Hills Trl. Connectivity Study (2021-3315)	<a href="#">09-Nov-2021</a>
District 1/BOC Approve Funding City of Tucker Sidewalk Maintenance and Repairs (2021-3396)	<a href="#">16-Nov-2021</a>
District 4/BOC Approve Funding City of Tucker Street Maintenance and Repairs (2021-3395)	<a href="#">14-Dec-2021</a>
District 3/BOC Approve Funding Cedar Grove Road Traffic Calming Improvements (2021-3548)	<a href="#">21-Dec-2021</a>
District 3/BOC Approve Funding Flat Shoals at Warriors Path Traffic Signal (2021-3550)	<a href="#">21-Dec-2021</a>
District 6/PO#1275577 for PATH Foundation - PO Received	<a href="#">22-Dec-2021</a>
District 6/BOC Approve PATH Foundation Agreement - Audubon to Cliff Valley (2022-1153)	<a href="#">08-Mar-2022</a>
District 4/BOC Approve Funding S. Fork Peachtree Creek Trail Design (N. DeKalb Mall to Orion) (2022-2026)	<a href="#">23-Aug-2022</a>
District 4/ BOC Approve Funding Stewart Mill Road at Bermuda Road Roundabout (2022-2177)	<a href="#">27-Sep-2022</a>
District 2/BOC Approval Audubon to Beacon Hill (2022-2281)	<a href="#">11-Oct-2022</a>
District 2/BOC Approval Margaret Harris Park and Trail Right-of-Way (2022-2281)	<a href="#">11-Oct-2022</a>
District 2/BOC Approval Margaret Harris Park and Trail Construction (2022-2281)	<a href="#">11-Oct-2022</a>
District 2/BOC Approval Path Foundation Agreement Audubon to Beacon Hill (2022-2593)	<a href="#">20-Dec-2022</a>
District 4/BOC Approve Path Foundation Agreement S. Fork Peachtree Creek Trail Design (2022-2593)	<a href="#">20-Dec-2022</a>
District 7/BOC Approve Funding Bermuda Rd. and Stewart Mill Rd. Roundabout (2023-1516)	<a href="#">12-Dec-2023</a>
District 1/ BOC Approve Funding TOD and Multi-use Trail Value Analysis (I-285 BRT) (2024-0257)	<a href="#">14-Feb-2024</a>
District 3/BOC approval of Memorandum of Understanding (MOU) - Metro South CID	<a href="#">26-Mar-2024</a>



Sub Projects			
Name	District(s) / Super	Status	Comments
Commission District 1 Transportation Projects	01	Not Started	
District 1 - City of Tucker Street Maintenance and Repairs	01, 04 / 07	Project Complete	Agenda Item 2021-3396
Commission District 2 Transportation Projects	02	Not Started	
Commission District 3 Transportation Projects	03	Not Started	
District 3 - Metro South CID	03 / 06	In Progress	Agenda Item 2020-1063
District 3 - Cedar Grove Road Traffic Calming Improvements	03 / 06, 07	Design Phase	Agenda Item 2021-3548
District 3 - Flat Shoals Parkway at Warriors Path Traffic Signal	03 / 06, 07	In Progress	Agenda Item 2021-3550
Commission District 4 Transportation Projects	04	Not Started	
District 4 - Market Street Sidewalk	04 / 06	Project Complete	Agenda Item 2021-3240
District 4 - City of Tucker Street Maintenance and Repairs	01, 04 / 07	Project Complete	Agenda Item 2021-3395
District 4 - South Fork Peachtree Creek Trail Design (N. DeKalb Mall to Orion Dr.)	04 / 06	In Progress	Agenda Item 2022-2026
District 4 - Stewart Mill Road at Bermuda Road Roundabout	04 / 07	Design Phase	Agenda Item 2022-2177
Commission District 5 Transportation Projects	05	Not Started	
Commission District 6 Transportation Projects	/ 06	Not Started	
District 6 - Old Castle Multi-Use Trail (Custer to Crestdale)	03 / 06	In Progress	Agenda Item 2020-0485
District 6 - Peachtree Creek Greenway Comprehensive Concept Plan	01, 02 / 06, 07	Project Complete	Agenda Items 2020-1496, 2021-2278
District 6 - Sagamore-Leafmore Trail Concept Plan and Design	02 / 06	Design Phase	Agenda Item 2020-1563
Commission District 7 Transportation Projects	/ 07	Not Started	
District 7 - Bermuda Rd at Stewart Mill Rd Roundabout	/ 07	Design Phase	Agenda Item 2023-1516

**PROJECT: 2A.2 FIRE STATION NO. 27**

<b>Program</b>	2018-2024 SPLOST
<b>Scope</b>	The Fire Rescue Department has identified Fire Station No. 27 as one of the New Fire Stations needed to adequately serve the county; it will also improve the ISO rating for this area of the county.
<b>Address</b>	7558 Pleasant Hill Road Lithonia, Georgia
<b>District</b>	05
<b>Super District</b>	07



**Summary**

Category 2A provides funding to construct new fire stations and related capital equipment.

**Cost Status**

Phase	Budget Authorized			Actual Budget Expended			Remaining Budget Authorized		
	SPLOST	Other	Total	SPLOST	Other	Total	SPLOST	Other	Total
AE\Design	\$586,000		\$586,000	\$191,085		\$191,085	\$394,915		\$394,915
ROW\Property Acquisition	\$126,891		\$126,891	\$126,891		\$126,891	\$0		\$0
Construction Costs	\$6,496,711		\$6,496,711				\$6,496,711		\$6,496,711
<b>Total:</b>	<b>\$7,209,602</b>	<b>\$0</b>	<b>\$7,209,602</b>	<b>\$317,977</b>	<b>\$0</b>	<b>\$317,977</b>	<b>\$6,891,625</b>	<b>\$0</b>	<b>\$6,891,625</b>

**Schedule**

Activity Name	Baseline Start	Forecast/ Actual Start	Variance	Baseline Finish	Forecast/ Actual Finish	Variance
ROW\Property Acquisition		27-Oct-2020			30-Jun-2022	
AE\Design		15-Feb-2023			31-Dec-2024	
Construction		02-Jul-2025			20-Sep-2027	

\* Note: A value engineering study and subsequent re-design will be performed to reduce the construction cost estimate.

	2020	2021	2022	2023	2024	2025	2026	2027
ROW\Property Acquisition								
AE\Design								
Construction								

**Schedule Milestones**

BOC Approve Negotiations of Land Acquisition (2020-1242)	27-Oct-2020
Land Acquisition Offer Letter Accepted	12-Feb-2021
Approve PIP for the Authorization of Purchase Price	10-Mar-2021
BOC Approve Authorization of Purchase Price (2021-2517)	11-May-2021
BOC Approve Purchase of Land (2022-1263)	22-Feb-2022
Prepare/Approve PIP Design and Construction	29-Sep-2022
BOC Approve Funding for Design and Construction (2022-2333)	08-Nov-2022
BOC Approve Design Funds (2022-2393) (Pond)	13-Dec-2022
Start Design	15-Feb-2023
Complete Design	31-Dec-2024
Invitation to Bid	01-Jan-2025
Bid Opening	30-Jan-2025
Notice to Proceed	10-Apr-2025
Start Construction	02-Jul-2025
Substantial Completion	20-Sep-2027

**PROJECT: 2A.3 FIRE STATION NO. 16**

<b>Program</b>	2018-2024 SPLOST
<b>Scope</b>	The Fire Rescue Department has identified Fire Station No. 16 as one of the New Fire Stations needed to adequately serve the county; it will also improve the ISO rating for this area of the county.
<b>Address</b>	2734 Pleasant Wood Drive Decatur, Georgia 30034
<b>District</b>	03
<b>Super District</b>	07



**Summary**

Category 2A provides funding to construct new fire stations and related capital equipment.

**Cost Status**

Phase	Budget Authorized			Actual Budget Expended			Remaining Budget Authorized		
	SPLOST	Other	Total	SPLOST	Other	Total	SPLOST	Other	Total
AE\Design	\$531,994		\$531,994				\$531,994		\$531,994
ROW\Property Acquisition	\$280,000		\$280,000	\$280,000		\$280,000	\$0		\$0
Construction Costs	\$7,568,006		\$7,568,006	\$27,723		\$27,723	\$7,540,283		\$7,540,283
<b>Total:</b>	<b>\$8,380,000</b>	<b>\$0</b>	<b>\$8,380,000</b>	<b>\$307,723</b>	<b>\$0</b>	<b>\$307,723</b>	<b>\$8,072,277</b>	<b>\$0</b>	<b>\$8,072,277</b>

**Schedule**

Activity Name	Baseline Start	Forecast/ Actual Start	Variance	Baseline Finish	Forecast/ Actual Finish	Variance
ROW\Property Acquisition		15-Feb-2023			31-Dec-2024	
AE\Design		25-Sep-2023			31-Dec-2024	
Construction		01-Jul-2025			02-Oct-2027	

\* Note: Seismic testing and classification coordination and evaluation has extended the design duration.

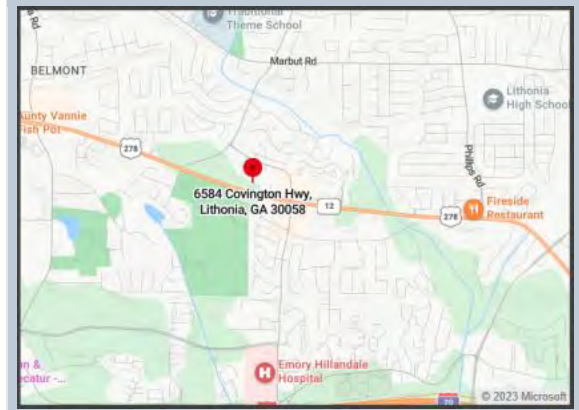
	2023	2024	2025	2026	2027
ROW\Property Acquisition					
AE\Design					
Construction					

**Schedule Milestones**

BOC Approval Land Acquisition (2022-2376)	25-Oct-2022
Approve PIP for the Authorization of Funding	12-Jan-2023
Land Acquisition	15-Feb-2023
BOC Approval of Funding (2023-0635)	13-Jun-2023
BOC Approve Funding and Term Increase (2023-0693) (Pond)	11-Jul-2023
Start Design	25-Sep-2023
Complete Design	31-Dec-2024
Invitation to Bid	01-Jan-2025
Bid Opening	30-Jan-2025
BOC Approve Construction Contract Award (2022-XXXX)	25-Feb-2025
Notice to Proceed	29-Mar-2025
Start Construction	01-Jul-2025
Substantial Completion	02-Oct-2027

## PROJECT: 2A.4 FIRE STATION NO. 14

<b>Program</b>	2018-2024 SPLOST
<b>Scope</b>	The Fire Rescue Department has identified Fire Station No. 14 as one of the New Fire Stations needed to adequately serve the county; it will also improve the ISO rating for this area of the county. The near-term scope for this project is to perform site acquisition.
<b>Address</b>	6584 Covington Highway Lithonia, GA 30058
<b>District</b>	05
<b>Super District</b>	07



### Summary

Category 2A provides funding to construct new fire stations and related capital equipment.

### Cost Status

Phase	Budget Authorized			Actual Budget Expended			Remaining Budget Authorized		
	SPLOST	Other	Total	SPLOST	Other	Total	SPLOST	Other	Total
ROW\Property Acquisition	\$1,000,000		\$1,000,000	\$912,612		\$912,612	\$87,388		\$87,388
Construction Costs									
<b>Total:</b>	<b>\$1,000,000</b>	<b>\$0</b>	<b>\$1,000,000</b>	<b>\$912,612</b>	<b>\$0</b>	<b>\$912,612</b>	<b>\$87,388</b>	<b>\$0</b>	<b>\$87,388</b>

### Schedule

Activity Name	Baseline Start	Forecast/ Actual Start	Variance	Baseline Finish	Forecast/ Actual Finish	Variance
ROW\Property Acquisition		22-Jul-2021			12-Feb-2024	
	2021	2022		2023	2024	
ROW\Property Acquisition						

### Schedule Milestones

Approve PIP for the Authorization of Purchase Price	16-Aug-2023
BOC Approve of Funding (ROW only) (2023-1033)	26-Sep-2023
BOC Approve Authorization of Purchase Price (2023-1343)	24-Oct-2023

**PROJECT: 2A.5 FIRE STATION NO. 28**

<b>Program</b>	2018-2024 SPLOST
<b>Scope</b>	The Fire Rescue Department has identified Fire Station No. 28 as one of the New Fire Stations needed to adequately serve the county; it will also improve the ISO rating for this area of the county.
<b>Address</b>	3320 Turner Hill Road Stonecrest, GA 30038
<b>District</b>	03
<b>Super District</b>	07



**Summary**

Category 2A provides funding to construct new fire stations and related capital equipment.

**Cost Status**

Phase	Budget Authorized			Actual Budget Expended			Remaining Budget Authorized		
	SPLOST	Other	Total	SPLOST	Other	Total	SPLOST	Other	Total
ROW\Property Acquisition	\$538,750		\$538,750	\$526,806		\$526,806	\$11,944		\$11,944
Construction Costs	\$8,600,000		\$8,600,000				\$8,600,000		\$8,600,000
<b>Total:</b>	<b>\$9,138,750</b>	<b>\$0</b>	<b>\$9,138,750</b>	<b>\$526,806</b>	<b>\$0</b>	<b>\$526,806</b>	<b>\$8,611,944</b>	<b>\$0</b>	<b>\$8,611,944</b>

**Schedule**

Activity Name	Baseline Start	Forecast/ Actual Start	Variance	Baseline Finish	Forecast/ Actual Finish	Variance
ROW\Property Acquisition		22-Jul-2021			12-Jan-2024	
AE\Design		01-Mar-2024			31-Dec-2024	
Construction		22-Mar-2025			21-Mar-2027	

	2021	2022	2023	2024	2025	2026	2027
ROW\Property Acquisition							
AE\Design							
Construction							

**Schedule Milestones**

Prepare/Approve PIP Funding for Design, ROW, Construction	24-Jul-2023
BOC Approve Funding for Design, ROW, Construction (2023-0952)	22-Aug-2023
Land Acquisition Offer Letter Accepted	25-Oct-2023
Start Design	01-Mar-2024
BOC Approve Authorization of Purchase Price (2023-1342)	24-Oct-2023
Complete Design	31-Dec-2024
Invitation to Bid	01-Jan-2025
Bid Opening	30-Jan-2025
BOC Approve Construction Contract Award (2022-XXXX)	18-Feb-2025
Notice to Proceed	22-Mar-2025
Start Construction	22-Mar-2025
Substantial Completion	21-Mar-2027

**PROJECT: 2A.6 FIRE STATION NO. 5**

<b>Program</b>	2018-2024 SPLOST
<b>Scope</b>	The Fire Rescue Department has identified Fire Station No. 5 as one of the New Fire Stations needed to adequately serve the county; it will also improve the ISO rating for this area of the county. The proposed work scope is to construct a new fire station and to relocate the operations to the new station at 4329 Cowan Road, Tucker, GA.
<b>Address</b>	4345 Cowan Road Tucker, GA 30034
<b>District</b>	01
<b>Super District</b>	07



**Summary**




Category 2A provides funding to construct new fire stations and related capital equipment.

**Cost Status**

Phase	Budget Authorized			Actual Budget Expended			Remaining Budget Authorized		
	SPLOST	Other	Total	SPLOST	Other	Total	SPLOST	Other	Total
ROW\Property Acquisition	\$900,000		\$900,000	\$890,569		\$890,569	\$9,431		\$9,431
Construction Costs	\$7,410,000		\$7,410,000	\$41,435		\$41,435	\$7,368,565		\$7,368,565
<b>Total:</b>	<b>\$8,310,000</b>	<b>\$0</b>	<b>\$8,310,000</b>	<b>\$932,004</b>	<b>\$0</b>	<b>\$932,004</b>	<b>\$7,377,996</b>	<b>\$0</b>	<b>\$7,377,996</b>

**Schedule**

Activity Name	Baseline Start	Forecast/ Actual Start	Variance	Baseline Finish	Forecast/ Actual Finish	Variance
ROW\Property Acquisition		26-Oct-2023			27-Dec-2023	
AE\Design		25-Apr-2024			31-Dec-2024	
Construction		01-Jul-2025			19-Sep-2027	

	2023	2024	2025	2026	2027
ROW\Property Acquisition					
AE\Design					
Construction					

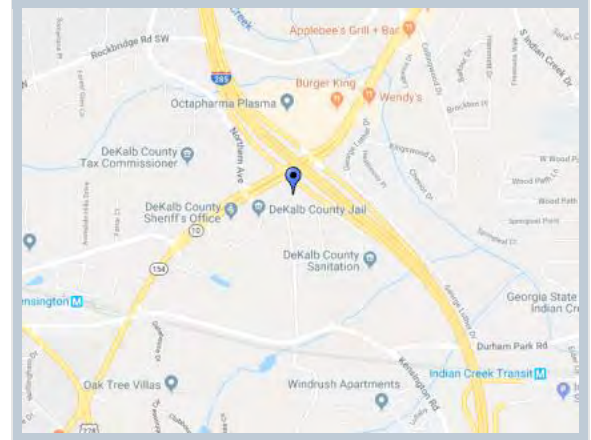
**Schedule Milestones**

BOC Approval Funding (2023-0371)	25-Apr-2023
BOC Approval Funding Fire Station No.5 Demolition (2023-1297)	19-Dec-2023
BOC Approve Authorization of Purchase Price (2023-1344)	24-Oct-2023
BOC Approval for Design Contract Award (2023-XXXX)	12-Mar-2024
BOC Approval CO#1 On-Call Complete Demolition Services (2023-0396)	12-Mar-2024
Start Design	25-Apr-2024
Complete Design	31-Dec-2024
Invitation to Bid	01-Jan-2025
Bid Opening	30-Jan-2025
BOC Approval Construction Contract Award (2022-XXXX)	04-Mar-2025
Notice to Proceed	05-Apr-2025
Start Construction	01-Jul-2025
Substantial Completion	19-Sep-2027



**PROJECT: 2G.1 BOBBY BURGESS BUILDING A&E NEEDS ASSESSMENT**

<b>Program</b>	2018-2024 SPLOST
<b>Scope</b>	The scope of work for this project is currently being defined and will be finalized as results of the space planning studies are published. Proposed scopes include 1) a helicopter operations and storage building; 2) a special ops building similar to the South Dekalb Mall which would house the K-9 Unit, the Bomb Unit, the SWAT Team, Command Common, the Motors Unit, the Step Unit, the Star Unit and the Security Unit; 3) a special ops unit for vehicle storage, including parking; and 4) an evidence storage facility (renovation of the old animal shelter).
<b>Address</b>	3630 Camp Cir Decatur, GA 30032
<b>District</b>	05
<b>Super District</b>	07



**Summary**

Category 2G provides \$27.3M to repair or replace the Bobby Burgess Building. A PIP was approved in November 2019 to provide a facility condition assessment and space utilization plan for the Bobby Burgess Building (2G) and the County Courthouse and Parking Deck (3I), as well as incorporating plans for the new Public Safety Training Facility (2H). The key outcome of these assessments is to understand the role of SPLOST funded projects in the county's overall facilities master plan and to determine options for repair or relocation of select functions including aviation, evidence storage, backup 911 center, county IT system, police special ops, traffic courts.

**Schedule**

Activity Name	Baseline Start	Forecast/ Actual Start	Variance	Baseline Finish	Forecast/ Actual Finish	Variance
Program Management		08-Nov-2019			14-Nov-2019	
AE\Design		06-Jan-2020			30-Apr-2022	
	2019	2020		2021	2022	
Program Management						
AE\Design						

**Schedule Milestones**

Approve PIP - Facility Assessment and Space Planning	14-Nov-2019
--	-------------



## PROJECT: 2G.2 BOBBY BURGESS EVIDENCE STORAGE FACILITY

<b>Program</b>	2018-2024 SPLOST
<b>Scope</b>	The scope of this project includes design services, construction and evidence storage equipment related to the conversion of the old DeKalb Animal Control facility located at 845 Camp Circle to a dedicated standalone evidence storage facility.
<b>Address</b>	845 Camp Rd, Decatur, GA 30032
<b>District</b>	05
<b>Super District</b>	07
<b>Design</b>	Pond & Company



### Summary

Category 2G provides \$27.3M to repair or replace the Bobby Burgess Building.

### Cost Status

Phase	Budget Authorized			Actual Budget Expended			Remaining Budget Authorized		
	SPLOST	Other	Total	SPLOST	Other	Total	SPLOST	Other	Total
AE\Design	\$1,305,929		\$1,305,929	\$216,032		\$216,032	\$1,089,897		\$1,089,897
Construction Costs	\$792,320		\$792,320	\$291,259		\$291,259	\$501,061		\$501,061
<b>Total:</b>	<b>\$2,098,249</b>	<b>\$0</b>	<b>\$2,098,249</b>	<b>\$507,291</b>	<b>\$0</b>	<b>\$507,291</b>	<b>\$1,590,958</b>	<b>\$0</b>	<b>\$1,590,958</b>

### Schedule

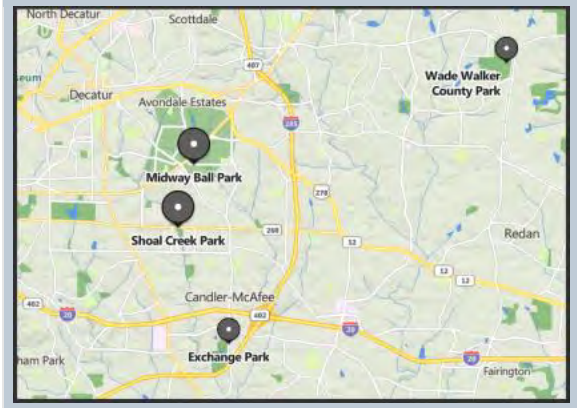
Activity Name	Baseline Start	Forecast/ Actual Start	Variance	Baseline Finish	Forecast/ Actual Finish	Variance
Program Management		30-Sep-2021			30-Sep-2021	
AE\Design		04-Apr-2022			03-Jun-2025	
	2021	2022	2023	2024	2025	
Program Management						
AE\Design						

### Schedule Milestones

Approve PIP - Bobby Burgess Evidence Storage Facility	30-Sep-2021
PO Received - Design (Pond)	23-Mar-2022
BOC Approve CO #7 SoCo Demolition Funding Increase (2023-0642)	27-Jun-2023
BOC Approve CO #1 WSP/Wood Environmental Design (2023-1205)	08-Nov-2023

**PROJECT: 3A.12 ATHLETIC FIELD RENOVATIONS AT EXCHANGE, WADE WALKER, MIDWAY AND SHOAL CREEK PARKS**

<b>Program</b>	2018-2024 SPLOST
<b>Scope</b>	Scope includes the conversion of fields to synthetic turf systems and all ancillary services needed consisting of site work, clearing and demolition, erosion control, grading, landscaping, irrigation, fencing, markings and testing at Exchange, Wade Walker, Midway and Shoal Creek Parks.
<b>District</b>	03, 04
<b>Super District</b>	07
<b>Construction</b>	Advanced Sports Group, LLC



**Summary**

This category provides for improvements at DeKalb County Athletic Fields.

**Cost Status**

Phase	Budget Authorized			Actual Budget Expended			Remaining Budget Authorized		
	SPLOST	Other	Total	SPLOST	Other	Total	SPLOST	Other	Total
Construction Costs	\$6,719,586		\$6,719,586	\$5,399,875		\$5,399,875	\$1,319,711		\$1,319,711
<b>Total:</b>	<b>\$6,719,586</b>	<b>\$0</b>	<b>\$6,719,586</b>	<b>\$5,399,875</b>	<b>\$0</b>	<b>\$5,399,875</b>	<b>\$1,319,711</b>	<b>\$0</b>	<b>\$1,319,711</b>

**Schedule**

Activity Name	Baseline Start	Forecast/ Actual Start	Variance	Baseline Finish	Forecast/ Actual Finish	Variance
Program Management		24-Aug-2021			01-Sep-2021	
Permitting		14-Feb-2022			01-Mar-2024	
Construction		01-Feb-2023			01-Nov-2024	

	2021	2022	2023	2024
Program Management	I			
Permitting				
Construction				

**Schedule Milestones**

Approve PIP for CO to 3A.11	01-Sep-2021
BOC Approval CO#1 Cooperative Agreement Contract with Advance Sports Group	26-Oct-2021
BOC Approval CO#4 Cooperative Agreement Contract with Advanced Sports Group	26-Jul-2022
Start Construction - Exchange Park Athletic Field Renovations	01-Feb-2023
NTP/Start Construction	01-Feb-2023
Start Construction - Midway Park Athletic Field Renovations	01-May-2023
Start Construction - Wade Walker Park Athletic Field Renovations	19-May-2023
Construction Complete - Exchange Park Athletic Field Renovations	31-Aug-2023
Construction Complete - Wade Walker Park Athletic Field Renovations	29-Mar-2024
Construction Complete - Midway Park Athletic Field Renovations	29-Mar-2024
Start Construction - Shoal Creek 1 Park Athletic Field Renovations	01-Apr-2024
Construction Complete - Shoal Creek 1 Park Athletic Field Renovations	02-Oct-2024
Substantial Completion	01-Nov-2024

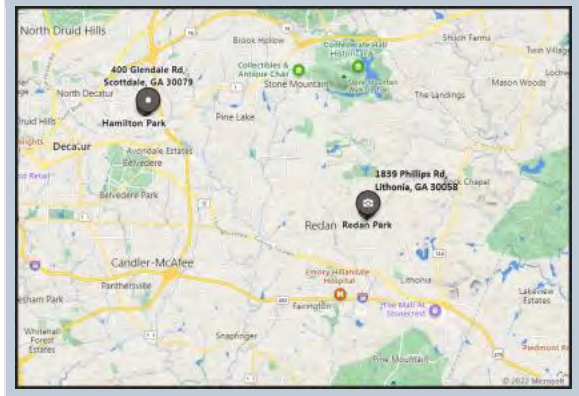


### Sub Projects

Name	District(s) / Super	Status	Comments
Exchange Park Athletic Field Renovations	03 / 07	Construction Complete	
Wade Walker Park Athletic Field Renovations	04 / 07	In Construction	
Midway Park Athletic Field Renovations	03 / 07	In Construction	
Shoal Creek 1 Park Athletic Field Renovations	03 / 07	In Progress	

**PROJECT: 3A.15 ATHLETIC FIELD RENOVATIONS AT HAMILTON AND REDAN PARKS**

<b>Program</b>	2018-2024 SPLOST
<b>Scope</b>	Scope consists of the construction and renovation of athletic fields at Redan Park and at Hamilton Park including the demolition of existing fields, new irrigation systems, new fencing, sod, ballfield amenities and other items as required.
<b>Address</b>	1839 Phillips Road, Lithonia, GA 30058 400 Glendale Road, Scottdale, GA 30079
<b>District</b>	04, 05
<b>Super District</b>	06, 07
<b>Construction</b>	Deluxe Athletics, LLC



**Project Features**

Scope consists of the construction and renovation of athletic fields at Redan Park and at Hamilton Park including the demolition of existing fields, new irrigation systems, new fencing, sod, ballfield amenities and other items as required.

**Summary**

This category provides for improvements at DeKalb County Athletic Fields.

**Cost Status**

Phase	Budget Authorized			Actual Budget Expended			Remaining Budget Authorized		
	SPLOST	Other	Total	SPLOST	Other	Total	SPLOST	Other	Total
Construction Costs	\$1,280,171		\$1,280,171	\$464,468		\$464,468	\$815,703		\$815,703
<b>Total:</b>	<b>\$1,280,171</b>	<b>\$0</b>	<b>\$1,280,171</b>	<b>\$464,468</b>	<b>\$0</b>	<b>\$464,468</b>	<b>\$815,703</b>	<b>\$0</b>	<b>\$815,703</b>

**Schedule**

Activity Name	Baseline Start	Forecast/ Actual Start	Variance	Baseline Finish	Forecast/ Actual Finish	Variance
Program Management		26-Jul-2022			27-Jul-2022	
Construction		09-Aug-2023			02-Oct-2024	
	2022			2023		2024
Program Management						
Construction						

**Schedule Milestones**

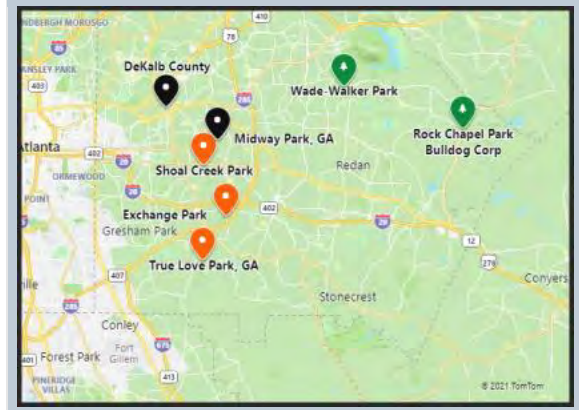
Approve PIP	27-Jul-2022
BOC Approval Athletic Field Renovations at Hamilton and Redan Parks (DeLuxe) (2023-0059)	27-Jun-2023
NTP/Start Construction	09-Aug-2023
Start Construction - Athletic Field Renovations at Redan Park	01-Sep-2023
Construction Complete - Athletic Field Renovations at Redan Park	31-Jan-2024
Start Construction - Athletic Field Renovations at Hamilton Park	01-Apr-2024
Construction Complete - Athletic Field Renovations at Hamilton Park	02-Oct-2024
Substantial Completion	02-Oct-2024

**Sub Projects**

Name	District(s) / Super	Status	Comments
3A.15.1 - Athletic Field Renovations at Hamilton Park	04 / 06	In Progress	
3A.15.1 - Athletic Field Renovations at Redan Park	05 / 07	Construction Complete	

**PROJECT: 3B.3 ATHLETIC AND RECREATION FACILITIES MODERNIZATIONS AND UPGRADES**

<b>Program</b>	2018-2024 SPLOST
<b>Scope</b>	SPLOST funds will be utilized for modernizations and upgrades to concession buildings, pavilions, recreation center and field houses within the DeKalb Park System.
<b>District</b>	03, 04, 05
<b>Super District</b>	06, 07
<b>Construction</b>	Autaco Development; Southeastern Surfaces & Equipment



**Summary**

SPLOST funds will be utilized for modernizations and upgrades to concession buildings, pavilions, recreation center and field houses within the DeKalb Park System.

**Cost Status**

Phase	Budget Authorized			Actual Budget Expended			Remaining Budget Authorized		
	SPLOST	Other	Total	SPLOST	Other	Total	SPLOST	Other	Total
Construction Costs	\$3,116,295		\$3,116,295	\$733,463		\$733,463	\$2,382,832		\$2,382,832
<b>Total:</b>	<b>\$3,116,295</b>	<b>\$0</b>	<b>\$3,116,295</b>	<b>\$733,463</b>	<b>\$0</b>	<b>\$733,463</b>	<b>\$2,382,832</b>	<b>\$0</b>	<b>\$2,382,832</b>

**Schedule**

Activity Name	Baseline Start	Forecast/ Actual Start	Variance	Baseline Finish	Forecast/ Actual Finish	Variance
Procurement		09-Feb-2021			01-Mar-2024	
Construction		05-Apr-2021			14-Dec-2025	

	2021	2022	2023	2024	2025
Procurement					
Construction					

**Schedule Milestones**

Notice to Proceed	29-Mar-2021
Start Construction - Gresham Park Concession Building (Autaco)	05-Apr-2021
Start Construction - Exchange Facility Improvements (Autaco) (Front Roof Drain Assessment)	12-Apr-2021
Approve PIP (Exchange Park Center Gymnasium Floor Improvements)	26-May-2021
Substantial Completion - Gresham Park Concession Building	30-Jun-2021
Substantial Completion - Exchange Facility Improvements (Front Roof Drain Assessment)	23-Jul-2021
BOC Approve Construction Contractor and Funding (2021-2574)(Exchange Park Center Gymnasium Floor Improvements)	27-Jul-2021
Start Construction - Exchange Park Center Gymnasium Floor Improvements	08-Nov-2021
Substantial Completion - Exchange Park Center Gymnasium Floor Improvements	10-Dec-2021
BOC Approval of Annual On-Call Renewal (2 of 2) - Athletic & Recreation Facilities Modernizations & Upgrades (2022-1594)	28-Jun-2022
BOC Approval Midway Park Football Press Box Storage/Scorekeeper Booth Funding (2022-1751) (Romtec, Inc.)	26-Jul-2022
BOC Approval Exchange Park Pavilion Restrooms Three Buildings Installation (2022-1751) (Romtec, Inc.)	26-Jul-2022
Start Construction - Midway Park Concession	21-Sep-2022
BOC Approval On-Call Roof Repairs (2022-2132)	25-Oct-2022

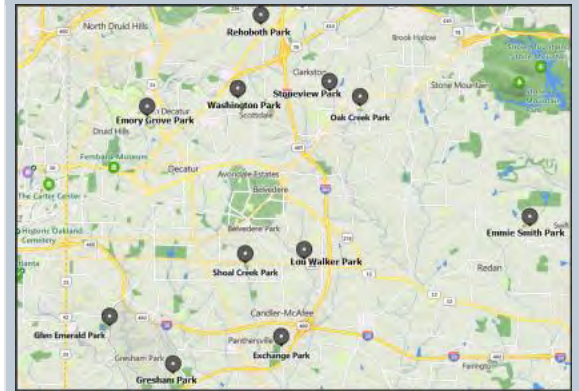


Substantial Completion - Midway Park Concession	17-Feb-2023
Start Construction - Wade Walker Park Football Fieldhouse	17-Oct-2024
Start Construction - Redan Park Modernizations and Upgrades	17-Oct-2024
Start Construction - Exchange Park Pavilion Restrooms	04-Dec-2024
Start Construction - Midway Park Football Press Box	14-Dec-2024
Start Construction - Exchange Park Baseball Pavilion	14-Dec-2024
Start Construction - Wade Walker Park Baseball Concession	14-Dec-2024
Start Construction - Wade Walker Park Soccer Concession	14-Dec-2024
Start Construction - Rock Chapel Park Concession	14-Dec-2024
Start Construction - Shoal Creek I Park Concession	14-Dec-2024
Start Construction - Lithonia Park Bathhouse Modernizations and Upgrades	08-Jan-2025
Start Construction - Truelove Park Concession	08-Jan-2025
Start Construction - Shoal Creek II Park Shelter Replacement	24-Feb-2025
Substantial Completion - Redan Park Modernizations and Upgrades	16-Jun-2025
Substantial Completion - Wade Walker Park Football Fieldhouse	16-Jun-2025
Substantial Completion - Exchange Park Pavilion Restrooms	03-Aug-2025
Substantial Completion - Exchange Park Baseball Pavilion	13-Aug-2025
Substantial Completion - Wade Walker Park Baseball Concession	13-Aug-2025
Substantial Completion - Shoal Creek I Park Concession	13-Aug-2025
Substantial Completion - Rock Chapel Park Concession	13-Aug-2025
Substantial Completion - Wade Walker Park Soccer Concession	13-Aug-2025
Substantial Completion - Lithonia Park Bathhouse Modernizations and Upgrades	07-Sep-2025
Substantial Completion - Truelove Park Concession	07-Sep-2025
Substantial Completion - Shoal Creek II Park Shelter Replacement	24-Oct-2025
Substantial Completion - Midway Park Football Press Box	14-Dec-2025

Sub Projects			
Name	District(s) / Super	Status	Comments
3B.3.1 Wade Walker Park Football Fieldhouse Modernizations and Upgrades	04 / 07	Not Started	
3B.3.2 Wade Walker Park Baseball Concession Modernizations and Upgrades	04 / 07	Not Started	
3B.3.3 Wade Walker Park Soccer Concession Modernizations and Upgrades	04 / 07	Not Started	
3B.3.4 Rock Chapel Park Concession Modernizations and Upgrades	05 / 07	Not Started	
3B.3.5 Shoal Creek I Park Concession Modernizations and Upgrades	03 / 07	Not Started	
3B.3.6 Shoal Creek II Park Shelter Replacement	03 / 07	Not Started	
3B.3.7 Truelove Park Concession Modernizations and Upgrades	03 / 06	Not Started	
3B.3.8 Midway Park Concession Modernizations and Upgrades	03 / 07	Construction Complete	
3B.3.9 Midway Park Football Press Box Modernizations and Upgrades	03 / 07	Not Started	
3B.3.10 Exchange Park Pavilion Restroom Modernizations and Upgrades	03 / 07	Not Started	
3B.3.11 Exchange Park Baseball Pavilion Modernizations and Upgrades	03 / 07	Not Started	
3B.3.12 Exchange Facility Drainage Improvements	03 / 07	Construction Complete	
3B.3.13 Gresham Park Concession Building Modernizations and Upgrades	03 / 06	Construction Complete	
3B.3.14 Exchange Park Center Gymnasium Floor Improvements	03 / 07	Construction Complete	
3B.3.15 Redan Park Improvements	05 / 07	Not Started	
3B.3.16 Lithonia Park Bathhouse Modernizations and Upgrades	05 / 07	Not Started	
3B.3.99 Athletic and Recreation Facilities Unallocated	01, 02, 03, 04, 05 / 06, 07	Not Started	

**PROJECT: 3B.4 ATHLETIC AND RECREATION FACILITIES PAVILIONS, SHELTERS AND SHADE STRUCTURES IMPROVEMENTS**

<b>Program</b>	2018-2024 SPLOST
<b>Scope</b>	Scope includes the purchase, installation, site preparation and all things ancillary needed to complete the installation, repair and maintenance of pavilions, gazebos, shelters, walkway covers and shade structures at twelve (12) DeKalb County Parks.
<b>Address</b>	Various locations in DeKalb County
<b>District</b>	02, 03, 04, 05
<b>Super District</b>	06, 07
<b>Construction</b>	Hasley Recreation and Design, Inc; Romtec, Inc.



**Summary**

SPLOST funds will be used for the purchase, installation, site preparation and all things ancillary needed to complete the installation, repair and maintenance of pavilions, gazebos, shelters, walkway covers and shade structures at DeKalb County Parks.

**Cost Status**

Phase	Budget Authorized			Actual Budget Expended			Remaining Budget Authorized		
	SPLOST	Other	Total	SPLOST	Other	Total	SPLOST	Other	Total
Construction Costs	\$1,225,000		\$1,225,000	\$808,266		\$808,266	\$416,734		\$416,734
<b>Total:</b>	<b>\$1,225,000</b>	<b>\$0</b>	<b>\$1,225,000</b>	<b>\$808,266</b>	<b>\$0</b>	<b>\$808,266</b>	<b>\$416,734</b>	<b>\$0</b>	<b>\$416,734</b>

**Schedule**

Activity Name	Baseline Start	Forecast/ Actual Start	Variance	Baseline Finish	Forecast/ Actual Finish	Variance
Program Management		23-Sep-2021			05-Oct-2021	
Construction		01-Jun-2022			08-Mar-2025	

	2021	2022	2023	2024	2025
Program Management	I				
Construction					

**Schedule Milestones**

Approve PIP Construction	05-Oct-2021
BOC Approve Purchase, Installation, and Maintenance (2021-3150)	21-Dec-2021
NTP/Start Construction	01-Jun-2022
Start Construction - Glen Emerald Park	01-Jun-2022
Start Construction - Exchange Park Entrance	13-Jun-2022
BOC Approval of Annual On-Call Renewal (2 of 2) - Pavilions, Shelters and Shade Structures Improvements 2022-1594)	28-Jul-2022
Start Construction - Shoal Creek II Park	10-Oct-2022
Start Construction - Washington Park	01-Dec-2022
Construction Complete - Washington Park	06-Jan-2023
Construction Complete - Glen Emerald Park	06-Jan-2023
Construction Complete - Shoal Creek II Park	06-Jan-2023
Start Construction - County Line Park	30-May-2023
Start Construction - Emory Grove Park	01-Nov-2023
Construction Complete - Emory Grove Park	30-Nov-2023

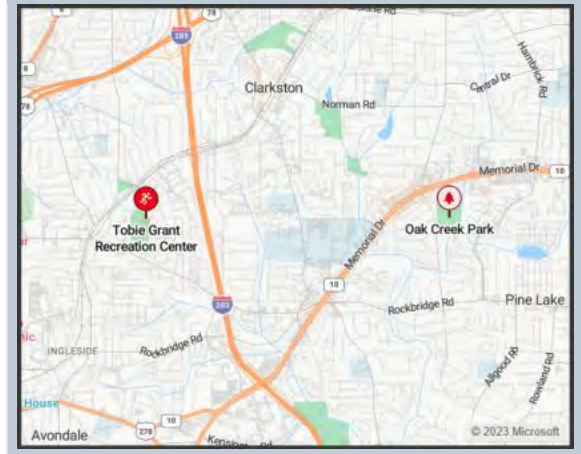


Start Construction - Emmie Smith Park	20-May-2024
Start Construction - Stoneview Park	09-Jul-2024
Construction Complete - Emmie Smith Park	07-Aug-2024
Start Construction - Cedar Park	28-Aug-2024
Start Construction - Lou Walker Park	28-Aug-2024
Start Construction - Gresham Park	28-Aug-2024
Construction Complete - Stoneview Park	26-Sep-2024
Construction Complete - Cedar Park	15-Nov-2024
Construction Complete - Lou Walker Park	15-Nov-2024
Construction Complete - Gresham Park	15-Nov-2024
Start Construction - Exchange Park at Baseball Fields	19-Dec-2024
Construction Complete - Exchange Park Entrance	17-Jan-2025
Construction Complete - County Line Park	25-Feb-2025
Construction Complete - Exchange Park at Baseball Fields	08-Mar-2025
Substantial Completion	08-Mar-2025

Sub Projects			
Name	District(s) / Super	Status	Comments
3B.4.1 Exchange Park Entrance Pavilions, Shelters and Shade Structures	03 / 07	In Progress	
3B.4.2 Shoal Creek II Park Pavilions, Shelters and Shade Structures	03 / 07	Construction Complete	
3B.4.3 Glen Emerald Park Pavilions, Shelters and Shade Structures	03 / 06	Construction Complete	
3B.4.4 County Line Park Pavilions, Shelters and Shade Structures	03 / 07	In Progress	
3B.4.5 Emory Grove Park Pavilions, Shelters and Shade Structures	02 / 06	Construction Complete	
3B.4.6 Gresham Park Pavilions, Shelters and Shade Structures	03 / 06	Design Phase	
3B.4.7 Exchange Park at Baseball Fields Pavilions, Shelters and Shade Structures	03 / 07	In Progress	
3B.4.8 Emmie Smith Park Pavilions, Shelters and Shade Structures	05 / 07	Design Phase	
3B.4.9 Lou Walker Park Pavilions, Shelters and Shade Structures	03 / 07	Design Phase	
3B.4.10 Cedar Park Pavilions, Shelters and Shade Structures	04 / 06	Design Phase	
3B.4.11 Washington Park Pavilions, Shelters and Shade Structures	04 / 06	Construction Complete	
3B.4.12 Stoneview Park Pavilions, Shelters and Shade Structures	04 / 06	Design Phase	
Athletic and Recreation Facilities Pavilions, Shelters and Shade Structures Improvements Unallocated	02, 03, 04, 05 / 06, 07	Not Started	

**PROJECT: 3C.16 A/E SERVICES FOR PARKS, PLAYGROUNDS, AND RECREATIONAL AREAS**

<b>Program</b>	2018-2024 SPLOST
<b>Scope</b>	This project consists of providing on-call, comprehensive architectural and engineering services including, but not be limited to: architecture, engineering, and landscape architecture, technical specification development, master planning/site planning, site surveying, historic preservation, civil engineering, structural engineering, electrical engineering, mechanical engineering, plumbing, electrical and HVAC, irrigation design, cost estimating and construction administration.
<b>Design</b>	Pond & Company; Lose Design; Foresite Group; Wood Environment & Infrastructure Solutions



**Summary**

This category provides for improvements at DeKalb County parks, playgrounds, and recreational areas.

**Cost Status**

Phase	Budget Authorized			Actual Budget Expended			Remaining Budget Authorized		
	SPLOST	Other	Total	SPLOST	Other	Total	SPLOST	Other	Total
AE\Design	\$61,921		\$61,921	\$50,401		\$50,401	\$11,520		\$11,520
Future/Undistributed	\$93,579		\$93,579				\$93,579		\$93,579
<b>Total:</b>	<b>\$155,500</b>	<b>\$0</b>	<b>\$155,500</b>	<b>\$50,401</b>	<b>\$0</b>	<b>\$50,401</b>	<b>\$105,099</b>	<b>\$0</b>	<b>\$105,099</b>

**Schedule**

Activity Name	Baseline Start	Forecast/ Actual Start	Variance	Baseline Finish	Forecast/ Actual Finish	Variance
Program Management		02-Jan-2019			19-Jan-2019	
AE\Design		11-May-2022			29-May-2024	
	2019	2020	2021	2022	2023	2024
Program Management						
AE\Design						

**Schedule Milestones**

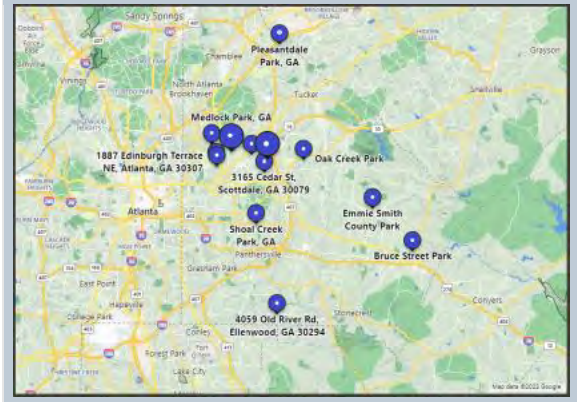
Approve PIP	19-Jan-2019
BOC Approval Annual On-Call A/E Contracts (1 of 3) (2019-3932) (Pond, Lose Design, Foresite, Wood)	27-Aug-2019
BOC Approval Annual On-Call A/E Contract Renewal (2 of 3) (2020-0684) (Pond, Lose Design, Foresite, Wood)	11-Aug-2020
BOC Approval Annual On-Call A/E Contract Renewal (3 of 3) (2021-2758) (Pond, Lose Design, Foresite, Wood)	10-Aug-2021
Start Design - A/E Services	11-May-2022
Start Design - Oak Creek Park Playground and Pavilion	11-May-2022
Start - Tobie Grant Park Master Plan	25-Feb-2023
Design Complete - Oak Creek Park Playground and Pavilion	01-Apr-2024
Design Complete - A/E Services	01-Apr-2024
Substantial Completion - Tobie Grant Park Master Plan	29-May-2024

**Sub Projects**

Name	District(s) / Super	Status	Comments
3C.16.1 Oak Creek Park Playground and Pavilion	04 / 06	Design Phase	
3C.16.2 Tobie Grant Park Master Plan	04 / 06	Design Phase	
Parks Playgrounds and Recreational Areas Unallocated		Not Started	

**PROJECT: 3C.18 PARKS, PLAYGROUNDS AND RECREATIONAL AREAS (14 PARKS)**

<b>Program</b>	2018-2024 SPLOST
<b>Scope</b>	Scope includes improvements to Parks, Playgrounds and Recreational areas at various parks in DeKalb County. This work includes upgrades to recreational area, playground equipment and site work and pavilion and shade structures.
<b>Address</b>	See subproject details
<b>District</b>	01, 02, 03, 04, 05
<b>Super District</b>	06, 07
<b>Vendor</b>	Kompan, Inc.   Playpower, Inc.   PlaySouth Playground Creators   Hasley Recreation



**Summary**

Category 3C provides improvements to existing parks, playgrounds, and recreational areas, as well as establishing new parks.

**Cost Status**

Phase	Budget Authorized			Actual Budget Expended			Remaining Budget Authorized		
	SPLOST	Other	Total	SPLOST	Other	Total	SPLOST	Other	Total
Construction Costs	\$2,550,348		\$2,550,348	\$1,988,452		\$1,988,452	\$561,896		\$561,896
<b>Total:</b>	<b>\$2,550,348</b>	<b>\$0</b>	<b>\$2,550,348</b>	<b>\$1,988,452</b>	<b>\$0</b>	<b>\$1,988,452</b>	<b>\$561,896</b>	<b>\$0</b>	<b>\$561,896</b>

**Schedule**

Activity Name	Baseline Start	Forecast/ Actual Start	Variance	Baseline Finish	Forecast/ Actual Finish	Variance
Program Management		15-Mar-2022			16-Mar-2022	
Construction		15-Nov-2022			29-Dec-2024	
	2022			2023		2024
Program Management						
Construction						

**Schedule Milestones**

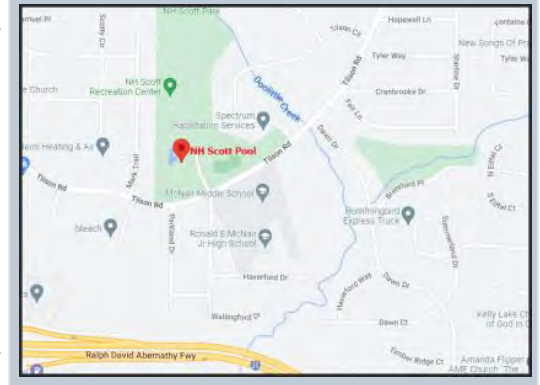
Approve PIP	16-Mar-2022
BOC Approval for Cooperative Agreement (2022-1502) (Kompan Inc.)	10-May-2022
BOC Approval for Cooperative Agreement (2022-1625) (PlayPower)	28-Jun-2022
PO Received - Princeton Park Playground (Kompan)	28-Jun-2022
BOC Approval for Cooperative Agreement (2022-1887) (BCI Burke Company)	13-Sep-2022
PO Received - Medlock Park Playground (PlaySouth Playground Creators)	24-Oct-2022
PO Received - Bruce Street Park Playground (PlaySouth Playground Creators)	24-Oct-2022
PO Received - Washington Park Playground (PlaySouth Playground Creators)	24-Oct-2022
Start Construction - Princeton Park Playground	15-Nov-2022
NTP/Start Construction	15-Nov-2022
Start Construction - Medlock Park Playground	09-Jan-2023
Substantial Completion - Medlock Park Playground	31-Jan-2023
Start Construction - Bruce Street Park Playground	20-Feb-2023
Start Construction - Washington Park Playground	01-Mar-2023
Substantial Completion - Bruce Street Park Playground	10-Mar-2023
New Start Construction - Medlock Park Playground	28-Apr-2023

BOC Approval CO #1 (2023-0349)	09-May-2023
New Substantial Completion - Medlock Park Playground	12-May-2023
Start Construction - Emmie Smith Park Playground	17-May-2023
Start Construction - WD Thomson Park Playground	22-May-2023
Start Construction - Shoal Creek 3 Park Playground	15-Jun-2023
Substantial Completion - Princeton Park Playground	30-Jun-2023
Substantial Completion - Washington Park Playground	30-Jun-2023
Substantial Completion - Emmie Smith Park Playground	28-Jul-2023
Substantial Completion - WD Thomson Park Playground	28-Jul-2023
Substantial Completion - Shoal Creek 3 Park Playground	01-Sep-2023
Start Construction - Shoal Creek 2 Park Playground	11-Sep-2023
Start Construction - Oak Creek Park Playground	16-Oct-2023
PO Received - WD Thomson Park Playground (PlayPower, Inc.)	01-Mar-2024
PO Received - Emmie Smith Park Playground (PlayPower, Inc.)	01-Mar-2024
Substantial Completion - Shoal Creek 2 Park Playground	15-Mar-2024
Substantial Completion - Oak Creek Park Playground	19-Apr-2024
Start Construction - Emory Grove Park Playground	01-Jun-2024
Start Construction - Cedar Park Playground	01-Jul-2024
Substantial Completion - Emory Grove Park Playground	29-Aug-2024
Substantial Completion - Cedar Park Playground	28-Sep-2024
Start Construction - County Line Park Playground	01-Oct-2024
Start Construction - Pleasantdale Park Playground	01-Oct-2024
Substantial Completion - Pleasantdale Park Playground	29-Dec-2024
Substantial Completion	29-Dec-2024
Substantial Completion - County Line Park Playground	29-Dec-2024

Sub Projects			
Name	District(s) / Super	Status	Comments
3C.18.1 Shoal Creek 3 Park Playground	03 / 07	Construction Complete	Completed 16-Oct-2023
3C.18.2 Pleasantdale Park Playground	01 / 07	Purchasing	
3C.18.3 Oak Creek Park Playground	04 / 06	In Construction	Awarded 6/27/2023
3C.18.4 Emmie Smith Park Playground	05 / 07	Construction Complete	Completed 28-Jul-2023
3C.18.5 Emory Grove Park Playground	02 / 06	Purchasing	
3C.18.6 Princeton Park Playground	04 / 07	Construction Complete	Completed 30-Jun-2023
3C.18.7 Cedar Park Playground	04 / 06	Purchasing	
3C.18.8 Medlock Park Playground	02 / 06	Construction Complete	Completed 31-Jan-2023
3C.18.9 Washington Park Playground	04 / 06	Construction Complete	Completed 30-Jun-2023
3C.18.10 Bruce Street Park Playground	05 / 07	Construction Complete	Completed 10-Mar-2023
3C.18.11 County Line Park Playground	03 / 07	Purchasing	
3C.18.12 Shoal Creek 2 Park Playground	03 / 07	In Construction	
3C.18.13 WD Thomson Park Playground	02 / 06	Construction Complete	Completed 28-Jul-2023
3C.18.14 Tobie Grant Park Playground	04 / 06	Not Started	

**PROJECT: 3D.2 NH SCOTT PARK POOL RENOVATIONS AND UPGRADES**

<b>Program</b>	2018-2024 SPLOST
<b>Scope</b>	Renovations and upgrades to the pool facilities at the NH Scott Park. The scope of work for the buildings includes the design, purchase and installation of pool & aquatic buildings, shower houses and multi-purpose buildings. The scope of work for the pool includes the replacement/reconstruction of the existing pool. A \$2.2M State of Georgia Improving Neighborhood Outcomes in Disproportionally Impacted Communities Grant was awarded to the project in 2023.
<b>Address</b>	2230 Tilson Rd Decatur GA 30032
<b>District</b>	03
<b>Super District</b>	06
<b>Construction</b>	Romtec, Inc.



**Summary**

Category 3D provides for various improvements at Pools and Aquatic Centers throughout DeKalb County at a total referendum budget of \$3.95M.

**Cost Status**

Phase	Budget Authorized			Actual Budget Expended			Remaining Budget Authorized		
	SPLOST	Other	Total	SPLOST	Other	Total	SPLOST	Other	Total
Construction Costs	\$3,735,000		\$3,735,000	\$305,904		\$305,904	\$3,429,096		\$3,429,096
<b>Total:</b>	<b>\$3,735,000</b>	<b>\$0</b>	<b>\$3,735,000</b>	<b>\$305,904</b>	<b>\$0</b>	<b>\$305,904</b>	<b>\$3,429,096</b>	<b>\$0</b>	<b>\$3,429,096</b>

**Schedule**

Activity Name	Baseline Start	Forecast/ Actual Start	Variance	Baseline Finish	Forecast/ Actual Finish	Variance
Program Management		31-Aug-2021			01-Sep-2021	
PE\Design		31-Jan-2022			31-Aug-2022	
Construction		11-May-2022			22-Aug-2025	
	2021	2022	2023	2024	2025	
Program Management						
PE\Design						
Construction						

**Schedule Milestones**

Approve PIP (Design and Construction)	01-Sep-2021
BOC Approve NH Scott Pool - Buildings Contract (2022-1126) (Romtec Inc.)	08-Mar-2022
NTP/Start Construction - NH Scott Pool Renovations and Upgrades - Buildings	11-May-2022
BOC Approve Change Order #5 Multi-Year General Contractor Services (2023-0060)	28-Feb-2023
BOC Approval - Georgia \$2.2M Grant Funding Approval (2023-0668)	13-Jun-2023
Invitation to Bid - NH Scott Pool	27-Nov-2023
NTP/Start Construction - NH Scott Pool Renovations and Upgrades - Pool	01-May-2024
Substantial Completion - NH Scott Pool Renovations and Upgrades - Pool	28-May-2024
Substantial Completion - NH Scott Pool Renovations and Upgrades - Buildings	22-Aug-2025

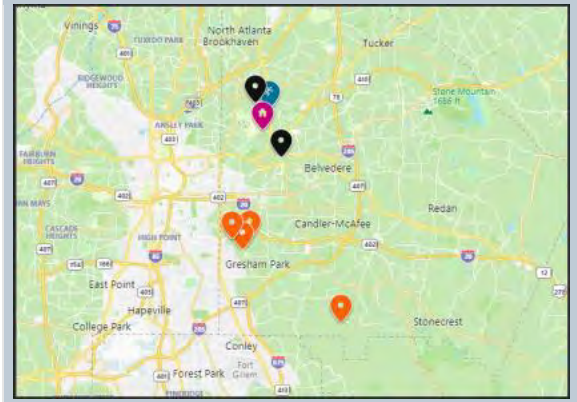
**Sub Projects**

Name	District(s) / Super	Status	Comments
NH Scott Pool Renovations and Upgrades - Buildings	03 / 06	In Construction	
NH Scott Pool Renovations and Upgrades - Pool	03 / 06	Design Phase	



## PROJECT: 3G TENNIS COURT AND BASKETBALL COURT RESURFACING

<b>Program</b>	2018-2024 SPLOST
<b>Scope</b>	Tennis and Basketball Courts Repair and Replacement for various parks identified by Parks and Recreation Department. Total Referendum budget for this category is \$2.15 million.
<b>District</b>	02, 03, 04
<b>Super District</b>	06, 07
<b>Construction</b>	McGrath Industries dba Talbot Tennis, Inc., Signature Tennis Courts, Inc.



### Summary

This category provides resurfacing of various athletic courts throughout DeKalb County.

### Cost Status

Phase	Budget Authorized			Actual Budget Expended			Remaining Budget Authorized		
	SPLOST	Other	Total	SPLOST	Other	Total	SPLOST	Other	Total
Construction Costs	\$1,635,758		\$1,635,758	\$1,180,419		\$1,180,419	\$455,339		\$455,339
<b>Total:</b>	<b>\$1,635,758</b>	<b>\$0</b>	<b>\$1,635,758</b>	<b>\$1,180,419</b>	<b>\$0</b>	<b>\$1,180,419</b>	<b>\$455,339</b>	<b>\$0</b>	<b>\$455,339</b>

### Schedule

Activity Name	Baseline Start	Forecast/ Actual Start	Variance	Baseline Finish	Forecast/ Actual Finish	Variance
Program Management	18-Aug-2020	18-Aug-2020		19-Aug-2020	19-Aug-2020	
Procurement	20-Aug-2020	20-Aug-2020		10-Jun-2021	10-Jun-2021	
Construction	11-Jun-2021	11-Jun-2021		31-Dec-2023	29-Mar-2024	-89

\* Note: The construction completion baseline date was updated due to new contract being authorized by the BOC to complete the work.

	2020	2021	2022	2023	2024
Program Management					
Procurement					
Construction					

### Schedule Milestones

Approve PIP	19-Aug-2020
Invitation to Bid	02-Nov-2020
Bid Opening	13-Jan-2021
BOC Approval/ Contract Award (2021-2140 and 2021-2141)	13-Apr-2021
NTP Tennis Courts Resurfacing	11-Jun-2021
NTP Basketball Courts Resurfacing	11-Jun-2021
BOC Approval CO #1 (Add Funding/ Extend Contract/ Add Two New Projects) (2021-3017)	14-Sep-2021
BOC Approve CO#1 Contract Term Extension (2021-3151)	09-Nov-2021
Substantial Completion - Basketball Courts Resurfacing	15-Jun-2022
BOC Approval Cooperative Agreement (Sig. Tennis Courts) (2023-0157)	28-Feb-2023
NTP Tennis Courts Resurfacing, Midway, Emory Grove, WD Thomson Parks	24-Apr-2023
Substantial Completion - Tennis Courts Resurfacing	29-Mar-2024

### Sub Projects

Name	District(s) / Super	Status	Comments
Tennis Court Resurfacing	02, 03 / 06, 07	In Progress	

Name	District(s) / Super	Status	Comments
Midway Park Tennis Court Resurfacing	03 / 07	Construction Complete	
Wade Walker Park Tennis Court Resurfacing	04 / 07	Construction Complete	
Shoal Creek 2 Park Tennis Court Resurfacing	03 / 07	Construction Complete	
Glen Emerald Park Tennis Court Resurfacing	03 / 06	Construction Complete	
Bouldercrest Park Tennis Court Resurfacing	03 / 06	Construction Complete	
Emory Grove Park Tennis Court Resurfacing	02 / 06	In Construction	
Dekalb Tennis at Mason Mill Park Tennis Court Resurfacing	02 / 06	Construction Complete	
Dottie Bridges Tennis Center Tennis Court Resurfacing	03 / 07	Construction Complete	
WD Thomson Park Tennis Court Resurfacing	02 / 06	Construction Complete	
Basketball Court Resurfacing	03 / 06, 07	Construction Complete	
Shoal Creek 2 Park Basketball Court Resurfacing	03 / 07	Construction Complete	
Glen Emerald Park Basketball Court Resurfacing	03 / 06	Construction Complete	
Bouldercrest Park Basketball Court Resurfacing	03 / 06	Construction Complete	
Shoal Creek 1 Park Basketball Court Resurfacing	03 / 07	Construction Complete	



Wade Walker Park Tennis Courts



Shoal Creek Park Basketball Courts



Bouldercrest Park Tennis Courts



**PROJECT: 3H.1 STREAM BANK RESTORATION / DRAINAGE AND STORMWATER IMPROVEMENTS**

<b>Program</b>	2018-2024 SPLOST
<b>Scope</b>	Agenda Item No. 2018-2912 appropriated funds for SPLOST Parks Drainage Projects. Drainage work is expected to begin at WD Thomson and Medlock Parks utilizing on call contracts. This may include mobilization/demobilization, removal of unsuitable soils, grading of slope transitions, installation of riprap, slope matting, permanent grassing and paving.
<b>District</b>	02
<b>Super District</b>	06
<b>Construction</b>	Autaco Development, Bayne Development Group



**Summary**

Category 3H provides for drainage improvements at various parks throughout DeKalb County. This may include removal of unsuitable soils, grading of slope transitions, installation of riprap, slope matting, permanent grassing and paving.

**Cost Status**

Phase	Budget Authorized			Actual Budget Expended			Remaining Budget Authorized		
	SPLOST	Other	Total	SPLOST	Other	Total	SPLOST	Other	Total
Construction Costs	\$200,000	\$600,200	\$800,200	\$94,200	\$371,654	\$465,854	\$105,800	\$228,546	\$334,346
Future/Undistributed									
<b>Total:</b>	<b>\$200,000</b>	<b>\$600,200</b>	<b>\$800,200</b>	<b>\$94,200</b>	<b>\$371,654</b>	<b>\$465,854</b>	<b>\$105,800</b>	<b>\$228,546</b>	<b>\$334,346</b>

**Schedule**

Activity Name	Baseline Start	Forecast/ Actual Start	Variance	Baseline Finish	Forecast/ Actual Finish	Variance
PE\Design	03-Jun-2019	03-Jun-2019		01-Dec-2020	01-Dec-2020	
Procurement	24-Jul-2020	24-Jul-2020		01-Jun-2021	07-Sep-2023	-828
Construction	25-Aug-2020	25-Aug-2020		03-Sep-2021	29-Mar-2024	-938

	2019	2020	2021	2022	2023	2024
PE\Design						
Procurement						
Construction						

**Schedule Milestones**

BOC Approve Parks Drainage Projects (2018-2912)	08-Jan-2019
BOC Approve No-Cost Change Order (2020-0658)	14-Jul-2020
On-Call Award Contract at Medlock Park (Autaco)	24-Jul-2020
NTP/Start Construction at Medlock Park	25-Aug-2020
Approve PIP for WD Thomson Park	04-Dec-2020
Invitation to Bid for WD Thomson Park	15-Mar-2021
Pre-Bid Conference for WD Thomson Park	22-Mar-2021
Substantial Completion at Medlock Park	22-Mar-2021
Bid Opening for WD Thomson Park	05-May-2021
Cost Opening for WD Thomson Park	12-May-2021
Invitation to Bid #2 (22-101515)	13-Jun-2022



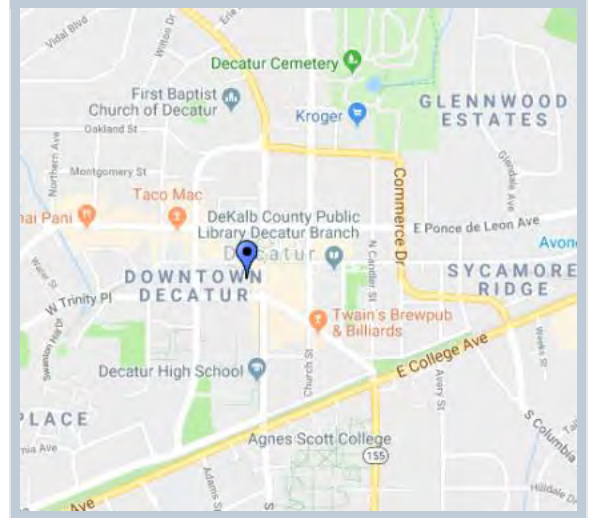
---

Cancellation of ITB	<a href="#">31-Jan-2023</a>
BOC Approval Cooperative Agreement (Sourcewell/Bayne) (2023-0849)	<a href="#">22-Aug-2023</a>
NTP/Start Construction at WD Thomson Park	<a href="#">04-Oct-2023</a>
Substantial Completion at WD Thomson Park	29-Mar-2024

Sub Projects			
Name	District(s) / Super	Status	Comments
Stream Bank Restoration/Drainage and Stormwater Improvements at Medlock Park	02 / 06	Construction Complete	
Stream Bank Restoration/Drainage and Stormwater Improvements at W.D. Thomson Park	02 / 06	In Construction	
Stream Bank Restoration/Drainage and Stormwater Improvements Unallocated		Not Started	

## PROJECT: 3I.1 REPAIRS TO COURTHOUSE PARKING DECK

<b>Program</b>	2018-2024 SPLOST
<b>Scope</b>	This project will provide repairs and improvements at the courthouse parking deck as recommended by Khafra Engineering assessment draft report, dated April 2018. An updated assessment and cost estimate was submitted on May 28, 2021.
<b>Address</b>	556 N McDonough St Decatur, GA 30030
<b>District</b>	02
<b>Super District</b>	06
<b>Design</b>	Matrix Engineering Group, Inc.
<b>Construction</b>	Restocon Corporation
<b>Vendor</b>	Kone, Inc



### Summary

Category 3I consists of various projects throughout the Dekalb County Courthouse Administration Complex at a referendum budget of \$16.5M.

### Cost Status

Phase	Budget Authorized			Actual Budget Expended			Remaining Budget Authorized		
	SPLOST	Other	Total	SPLOST	Other	Total	SPLOST	Other	Total
PE\Design	\$448,425		\$448,425	\$247,660		\$247,660	\$200,765		\$200,765
Construction Costs	\$10,511,422		\$10,511,422	\$1,265,712		\$1,265,712	\$9,245,710		\$9,245,710
<b>Total:</b>	<b>\$10,959,847</b>	<b>\$0</b>	<b>\$10,959,847</b>	<b>\$1,513,372</b>	<b>\$0</b>	<b>\$1,513,372</b>	<b>\$9,446,475</b>	<b>\$0</b>	<b>\$9,446,475</b>

### Schedule

Activity Name	Baseline Start	Forecast/ Actual Start	Variance	Baseline Finish	Forecast/ Actual Finish	Variance
Program Management		08-Nov-2019			14-Nov-2019	
PE\Design		21-Apr-2021			20-Sep-2022	
Construction		04-Mar-2024			22-May-2025	

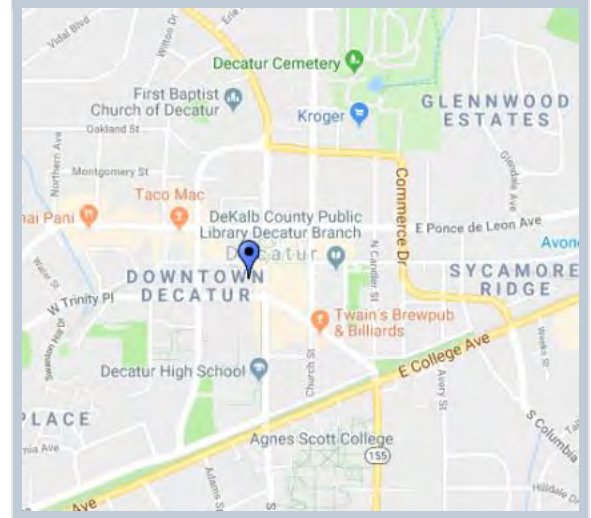
	2019	2020	2021	2022	2023	2024	2025
Program Management							
PE\Design							
Construction							

### Schedule Milestones

Approve PIP - Facility Conditions Assessment Report	14-Nov-2019
Submit Signed and Sealed 2021 Facility Conditions Assessment Report	07-Sep-2021
BOC Approval CO No. 1 - Soils & Materials Testing, Surveying Services and Structural Analysis (2022-1134) (Matrix)	22-Feb-2022
BOC Approval Funding - Repairs to Courthouse Parking Deck (2022-2012)	23-Aug-2022
BOC Approval CO #7 Contract Term Extension (Kone) (2022-2245)	25-Oct-2022
Invitation to Bid/ Construction	28-Nov-2022
BOC Approval CO #2 (BOC CO #8) Funding Increase (Kone) (2022-2512)	13-Dec-2022
Bid Opening	12-Jan-2023
BOC Approval/Contract Award (2023-0293) (Restocon Corp.)	23-May-2023
NTP/Start Construction	04-Mar-2024
Substantial Completion	22-May-2025

**PROJECT: 3I.5.4 DEKALB COUNTY COURT BUILDING - SECURITY IMPROVEMENTS**

<b>Program</b>	2018-2024 SPLOST
<b>Scope</b>	Scope includes upgrading camera equipment system, sever, and software with extended warranty; Replacing old X-Ray machines with new units with extended warranty; Installing 12-delay egress exit alarms, exterior lighting at main entrance; Installation of 9 elevator cameras; Gun safes, Parking deck exterior security enclosures and cameras; Restriping of the receiving area; Installing swing arm in the receiving area; and replacement of control room panel at detention.
<b>Address</b>	556 North McDonough Street Decatur, GA 30030
<b>District</b>	02
<b>Super District</b>	06
<b>Vendor</b>	Southeastern Security Professional, LLC; Vapen Systems, Inc.



**Summary**

Category 3I consists of various projects throughout the Dekalb County Courthouse Administration Complex at a referendum budget of \$16.5M.

**Cost Status**

Phase	Budget Authorized			Actual Budget Expended			Remaining Budget Authorized		
	SPLOST	Other	Total	SPLOST	Other	Total	SPLOST	Other	Total
Construction Costs	\$799,932		\$799,932	\$594,306		\$594,306	\$205,625		\$205,625
<b>Total:</b>	<b>\$799,932</b>	<b>\$0</b>	<b>\$799,932</b>	<b>\$594,306</b>	<b>\$0</b>	<b>\$594,306</b>	<b>\$205,625</b>	<b>\$0</b>	<b>\$205,625</b>

**Schedule**

Activity Name	Baseline Start	Forecast/ Actual Start	Variance	Baseline Finish	Forecast/ Actual Finish	Variance
Program Management		23-Feb-2022			12-Jan-2023	
Construction		20-Jul-2022			28-Feb-2025	

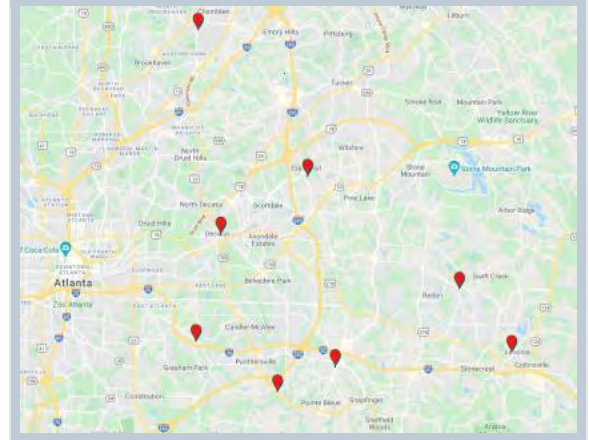
	2022	2023	2024	2025
Program Management				
Construction				

**Schedule Milestones**

Approve PIP Construction - Superior Court Building Secure Entrance Improvements	28-Mar-2022
BOC Approval SPLOST Funding - Secure Entrance Improvements (2022-1683)	28-Jun-2022
NTP/Start - Superior Court Building Secure Entrance Improvements	20-Jul-2022
PO Received - Secure Entrance Improvements (Vapen Systems, Inc.)	20-Jul-2022
PO Received - Secure Entrance Improvements (Southeastern Security)	20-Jul-2022
Approve PIP Re-Keying - DeKalb County Court Building	12-Jan-2023
BOC Approval Vendor Award Re-Keying (2023-0363)	09-May-2023
BOC Approval SPLOST Funding - Additional DeKalb County Courthouse Security Upgrades (2023-0703)	27-Jun-2023
Substantial Completion - Superior Court Building Secure Entrance Improvements	28-Feb-2025

## PROJECT: 3L.3 DEKALB COUNTY LIBRARIES RESTROOM RENOVATIONS

<b>Program</b>	2018-2024 SPLOST
<b>Scope</b>	Consists of the renovation of restrooms at the noted libraries. The scope of work includes new flooring, new tile walls, new lavatories and countertops, new air hand driers, new water closets with motion operated automatic flush valves, new toilet partitions, new LED lighting, installation of motion detectors for lighting, painting of drywall ceilings, replacement of tile for grid ceilings and painting of grid, new accessories and baby changing tables, new water fountains with bottle fillers, and refinish doors including installation of new hardware.
<b>District</b>	01, 02, 03, 04, 05
<b>Super District</b>	06, 07
<b>Construction</b>	Autaco Development



### Summary

This project provides for restroom renovations at various libraries throughout DeKalb County.

### Cost Status

Phase	Budget Authorized			Actual Budget Expended			Remaining Budget Authorized		
	SPLOST	Other	Total	SPLOST	Other	Total	SPLOST	Other	Total
Construction Costs	\$1,345,010	\$372,241	\$1,717,251				\$1,345,010	\$372,241	\$1,717,251
<b>Total:</b>	<b>\$1,345,010</b>	<b>\$372,241</b>	<b>\$1,717,251</b>	<b>\$0</b>	<b>\$0</b>	<b>\$0</b>	<b>\$1,345,010</b>	<b>\$372,241</b>	<b>\$1,717,251</b>

### Schedule

Activity Name	Baseline Start	Forecast/ Actual Start	Variance	Baseline Finish	Forecast/ Actual Finish	Variance
Program Management		<a href="#">27-Sep-2021</a>			<a href="#">29-Sep-2021</a>	
Procurement		<a href="#">15-Feb-2022</a>			<a href="#">21-Mar-2022</a>	
Construction		<a href="#">06-Nov-2023</a>			<a href="#">26-Jul-2024</a>	

	2021	2022	2023	2024
Program Management				
Procurement		■		
Construction				■

### Schedule Milestones

Approve PIP	<a href="#">29-Sep-2021</a>
Approved REVISED PIP	<a href="#">14-Feb-2022</a>
BOC Approval of Annual On-Call Contract Library Restroom Renovations and Funding (2022-1239) (Kissberg Parker-Fry)	<a href="#">22-Mar-2022</a>
BOC Approval of Kissberg Contract Limit Increase (2022-1221) (Kissberg Parker-Fry)	<a href="#">12-Apr-2022</a>
BOC Approval for KPF Award Rescission, Autaco CO#6 Award (2023-0752)	<a href="#">22-Aug-2023</a>
Start Construction - Chamblee Library Restroom Renovations	<a href="#">06-Nov-2023</a>
Start Construction	<a href="#">06-Nov-2023</a>
Start Construction - Gresham Library Restroom Renovations	<a href="#">26-Dec-2023</a>
Start Construction - Lithonia-Davidson Library Restroom Renovations	<a href="#">26-Dec-2023</a>
Start Construction - Decatur Library Restroom Renovations	<a href="#">02-Jan-2024</a>



Substantial Completion - Chamblee Library Restroom Renovations	31-Jan-2024
Substantial Completion - Lithonia-Davidson Library Restroom Renovations	01-Mar-2024
Substantial Completion - Gresham Library Restroom Renovations	01-Mar-2024
Start Construction - Redan-Trotti Library Restroom Renovations	18-Mar-2024
Substantial Completion - Decatur Library Restroom Renovations	26-Apr-2024
Substantial Completion - Redan-Trotti Library Restroom Renovations	10-May-2024
Start Construction - Wesley Chapel-William C. Brown Library Restroom Renovations	03-Jun-2024
Start Construction - Flat Shoals Library Restroom Renovations	03-Jun-2024
Start Construction - Clarkston Library Restroom Renovations	03-Jun-2024
Substantial Completion - Clarkston Library Restroom Renovations	26-Jul-2024
Substantial Completion - Flat Shoals Library Restroom Renovations	26-Jul-2024
Substantial Completion - Wesley Chapel-William C. Brown Library Restroom Renovations	26-Jul-2024
Substantial Completion	26-Jul-2024

Sub Projects			
Name	District(s) / Super	Status	Comments
3L.3.1 Chamblee Library Restroom Renovations	01 / 06	Construction Complete	Completed January 2024.
3L.3.2 Clarkston Library Restroom Renovations	04 / 06	In Progress	
3L.3.3 Decatur Library Restroom Renovations	02 / 06	In Construction	
3L.3.4 Flat Shoals Library Restroom Renovations	03 / 07	In Progress	
3L.3.5 Gresham Library Restroom Renovations	03 / 06	In Construction	
3L.3.6 Lithonia-Davidson Library Restroom Renovations	05 / 07	In Construction	
3L.3.7 Redan-Trotti Library Restroom Renovations	05 / 07	In Progress	
3L.3.8 Wesley Chapel-William C. Brown Library Restroom Renovations	03 / 07	In Progress	



**PROJECT: 4A GENERAL ADMINISTRATIVE**

<b>Program</b>	2018-2024 SPLOST
<b>Scope</b>	The scope for this project is to provide general administrative functions, staffing, and resources for execution of the DeKalb County SPLOST Program.
<b>District</b>	01, 02, 03, 04, 05
<b>Super District</b>	06, 07

**Summary**

This category provides general administrative functions, staffing, and resources for execution of the DeKalb County SPLOST Program beginning in April 2018.

**Cost Status**

Phase	Budget Authorized			Actual Budget Expended			Remaining Budget Authorized		
	SPLOST	Other	Total	SPLOST	Other	Total	SPLOST	Other	Total
Program Management	\$4,329,985		\$4,329,985	\$4,329,328		\$4,329,328	\$657		\$657
County Operations	\$522,873		\$522,873	\$507,280		\$507,280	\$15,593		\$15,593
ROW\Property Acquisition	\$261,700		\$261,700				\$261,700		\$261,700
CE&I Costs	\$706,086		\$706,086	\$650,961		\$650,961	\$55,125		\$55,125
<b>Total:</b>	<b>\$5,820,644</b>	<b>\$0</b>	<b>\$5,820,644</b>	<b>\$5,487,569</b>	<b>\$0</b>	<b>\$5,487,569</b>	<b>\$333,075</b>	<b>\$0</b>	<b>\$333,075</b>

**Sub Projects**

Name	District(s) / Super	Status	Comments
DeKalb County Administrative Staff	01, 02, 03, 04, 05 / 06, 07	In Progress	DeKalb County Expenses
DeKalb County Operating Supplies	01, 02, 03, 04, 05 / 06, 07	In Progress	DeKalb County Expenses
DeKalb County Administrative Advertising Expenses	01, 02, 03, 04, 05 / 06, 07	In Progress	DeKalb County Expenses
DeKalb County Administrative Advertising Expenses UNALLOCATED	01, 02, 03, 04, 05 / 06, 07	Not Started	Unallocated
DeKalb County Administrative SPLOST Oversight Committee Audio/Video Transcription	01, 02, 03, 04, 05 / 06, 07	In Progress	DeKalb County Expenses
PM Public Safety UNALLOCATED	01, 02, 03, 04, 05 / 06, 07	Not Started	Unallocated
PM Public Safety WA #4 Core Services 2019	01, 02, 03, 04, 05 / 06, 07	Project Complete	PM Public Safety WA #4 Core Services 2019
PM Public Safety WA #10 Core Services 2020	01, 02, 03, 04, 05 / 06, 07	Project Complete	PM Public Safety WA #10 Core Services 2020
PM Public Safety WA #13 Core Services 2021	01, 02, 03, 04, 05 / 06, 07	Project Complete	PM Public Safety WA #13 Core Services 2021
PM Public Safety WA#15 ATC CEI 2A.1 Fire Station No. 7	03 / 07	Project Complete	PM Public Safety WA#15 ATC CEI 2A.1 Fire Station No. 7
PM Public Safety WA #16 ATC CEI Services 1A Phase 2 SPLOST Resurfacing	01, 02, 03, 04, 05 / 06, 07	In Progress	PM Public Safety WA #16 ATC CEI Services 1A Phase 2 SPLOST Resurfacing
PM Parks and Recreation Repairs UNALLOCATED	01, 02, 03, 04, 05 / 06, 07	Not Started	Unallocated
PM Parks and Recreation Repairs WA #4 Core Services 2019	01, 02, 03, 04, 05 / 06, 07	Project Complete	PM Parks and Recreation Repairs WA #4 Core Services 2019
PM Parks and Recreation Repairs WA #5 CEI Services (3E) Resurfacing Trails and Paved Areas	04, 05 / 06, 07	Project Complete	PM Parks and Recreation Repairs WA #5 CEI Services (3E) Resurfacing Trails and Paved Areas
PM Parks and Recreation Repairs WA #10 Core Services 2020	01, 02, 03, 04, 05 / 06, 07	Project Complete	PM Parks and Recreation Repairs WA #10 Core Services 2020
PM Parks and Recreation Repairs WA #13 Core Services 2021	01, 02, 03, 04, 05 / 06, 07	Project Complete	PM Parks and Recreation Repairs WA #13 Core Services 2021
PM General Repairs UNALLOCATED	01, 02, 03, 04, 05 / 06, 07	Not Started	Unallocated
PM General Repairs WA #4 Core Services 2019	01, 02, 03, 04, 05 / 06, 07	Project Complete	PM General Repairs WA #4 Core Services 2019
PM General Repairs WA #10 Core Services 2020	01, 02, 03, 04, 05 / 06, 07	Project Complete	PM General Repairs WA #10 Core Services 2020
PM General Repairs WA #13 Core Services 2021	01, 02, 03, 04, 05 / 06, 07	Project Complete	PM General Repairs WA #13 Core Services 2021
PM Public Safety WA #17 ATC ROW Services 1C Glenwood Rd Sidewalk	03, 05 / 07	In Progress	PM Public Safety WA #17 ATC ROW Services 1C Glenwood Rd Sidewalk
WA 18 DeKalb County SPLOST Program Management Services	01, 02, 03, 04, 05 / 06, 07	In Progress	





## COMPLETED PROJECTS

Resurfacing		Project Count	Length (miles)	District	Resolution	<sup>1</sup> Expended	<sup>2</sup> Substantial Completion
1A.1	2018 LMIG Resurfacing	1	23.57			\$2,499,306.78	Aug-2019
1A.1.1	2018 LMIG Resurfacing Construction Pittman		23.57	01, 02, 03, 04, 05			
1A.5	2019 LMIG Resurfacing	1				\$7,438,036.65	Aug-2021
1A.5.1	2019 LMIG Resurfacing			01, 02, 03, 04, 05			
1A.9	2020 LMIG Resurfacing	1	25.15			\$7,271,113.20	Jun-2022
1A.9.1	2020 LMIG Resurfacing		25.15	01, 02, 03, 04, 05			
1A.2	Phase One SPLOST Resurfacing	3	75.24			\$35,470,643.43	Feb-2020
1A.2.1	Phase One SPLOST Resurfacing (A) CW Matthews		25.08	01, 02, 03, 04			
1A.2.2	Phase One SPLOST Resurfacing (B) Pittman		25.05	03, 04, 05			
1A.2.3	Phase One SPLOST Resurfacing (C) Pittman		25.11	03, 04, 05			
3E.1	Resurfacing Trails and Paved Areas	5				\$1,744,056.39	Dec-2024
3E.1.4	Chestnut Street Complex			04			
3E.1.6	Gresham Park Resurfacing - Rec Center			03			
3E.1.2	Hidden Acres Park			04			
3E.1.1	Mary Scott Park			05			
3E.1.5	Rock Chapel Park			05			
1A.4	Rockbridge Road Roadway Stabilization	1				\$1,000,000.00	Apr-2019
1A.4.1	Rockbridge Road Roadway Stabilization			04			
Resurfacing Total		12	123.96		\$0.00	\$55,423,156.45	
Advanced Patching		Project Count	Length (miles)	District	Resolution	<sup>1</sup> Expended	<sup>2</sup> Substantial Completion
1A.8	Advance Patching / Pothole Repair	3				\$342,542.34	Jun-2021
1A.8.1	Advance Patching / Pothole Repair (A) A&S						
1A.8.2	Advance Patching / Pothole Repair (B) Greenway One						
1A.8.3	Advance Patching / Pothole Repair (C) HEH Paving						
Advanced Patching Total		3	0		\$0.00	\$342,542.34	
Widening		Project Count	Length (miles)	District	Resolution	<sup>1</sup> Expended	<sup>2</sup> Substantial Completion
1B.1	Rockbridge Road from Allgood Rd to Rowland Rd	3				\$2,117,457.41	Dec-2023

1B.1.2	Rockbridge Road Stormwater Pond Retrofit			04		
1B.1.4	Rockbridge Road Streetscape			04		
1B.1.1	Utility Work on Rockbridge Rd 20% Match			04		
Widening Total		3	0		\$0.00	\$2,117,457.41
<b>Intersection</b>		<b>Project Count</b>	<b>Length (miles)</b>	<b>District</b>	<b>Resolution</b>	<b><sup>1</sup>Expended <sup>2</sup>Substantial Completion</b>
1D.5	North Decatur Road Improvements	1		02		\$732,378.18 Sep-2023
Intersection Total		1	0		\$0.00	\$732,378.18
<b>Greenways and Trails</b>		<b>Project Count</b>	<b>Length (miles)</b>	<b>District</b>	<b>Resolution</b>	<b><sup>1</sup>Expended <sup>2</sup>Substantial Completion</b>
3C.17	Glen Emerald Dam and Trail Improvements	1		03		\$500,047.13 Jun-2023
1E.1	South Peachtree Creek Trail Feasibility Study	1	1.70	02, 04		\$29,535.00 Jun-2022
1B.3	South River Trail Phase 5 (Michelle Obama Trail)	1	2.20	03		\$1,991,206.22 Jul-2021
Greenways and Trails Total		3	3.90		\$0.00	\$2,520,788.35
<b>Sidewalks</b>		<b>Project Count</b>	<b>Length (miles)</b>	<b>District</b>	<b>Resolution</b>	<b><sup>1</sup>Expended <sup>2</sup>Substantial Completion</b>
1B.2	Flat Shoals, Henderson, Salem Roads Sidewalks	1	3.81	01, 03, 05		\$3,310,463.30 Dec-2023
1C.6	McAfee Road Sidewalk	1	0.70	03		\$454,255.90 Sep-2023
1C.1	Pedestrian Improvements (Ph. 1 and 2)	4				\$858,136.65 Mar-2021
1C.1.1	Phase One Pedestrian Improvements (A) Autaco			03, 05		
1C.1.2	Phase One Pedestrian Improvements (B) SD&C			04		
1C.1.3	Phase Two Pedestrian Improvements (A) Autaco			01, 02		
1C.1.4	Phase Two Pedestrian Improvements (B) SD&C			03, 04		
1C.3	South Fork Peachtree Creek Trail/Old Clairmont Road	1		02		\$20,720.35 Feb-2020
Sidewalks Total		7	4.51		\$0.00	\$4,643,576.20
<b>Corridor Beautification</b>		<b>Project Count</b>	<b>Length (miles)</b>	<b>District</b>	<b>Resolution</b>	<b><sup>1</sup>Expended <sup>2</sup>Substantial Completion</b>
1J.5	GDOT Bridges over I-285 (Glenwood Rd, Covington Hwy, Redwing Cr)	1		03, 05		\$895,000.00
Corridor Beautification Total		1	0		\$0.00	\$895,000.00
<b>Pedestrian Crossing / Improvement</b>		<b>Project Count</b>	<b>Length (miles)</b>	<b>District</b>	<b>Resolution</b>	<b><sup>1</sup>Expended <sup>2</sup>Substantial Completion</b>
1H.3	Pleasantdale Road Pedestrian Crossing Improvements	1		01		\$171,509.15 Apr-2023
Pedestrian Crossing / Improvement Total		1	0		\$0.00	\$171,509.15

Safety / Operations Improvements		Project Count	Length (miles)	District	Resolution	<sup>1</sup> Expended	<sup>2</sup> Substantial Completion
1B.8	2021 LMIG Pavement Marking Safety Upgrades	13	18.50			\$129,211.94	Feb-2023
1B.8.11	Bouldercrest Road Pavement Marking Safety Upgrades		1.60	03			
1B.8.1	Cedar Grove Road Pavement Marking Safety Upgrades		1.60	03			
1B.8.2	Chamblee Tucker Road Pavement Marking Safety Upgrades		1.60	01			
1B.8.12	East Conley Road Pavement Marking Safety Upgrades		0.70	03			
1B.8.3	Henrico Road Pavement Marking Safety Upgrades		0.70	03			
1B.8.4	Moore Road Pavement Marking Safety Upgrades		1.30	03			
1B.8.13	Northern Avenue Pavement Marking Safety Upgrades		1.10	04			
1B.8.6	Pleasant Hill Road Pavement Marking Safety Upgrades		3.20	05			
1B.8.5	Pleasantdale Road Pavement Marking Safety Upgrades		1.60	01			
1B.8.7	Rockbridge Road Pavement Marking Safety Upgrades		0.80	04			
1B.8.8	South Deshon Road Pavement Marking Safety Upgrades		1.10	04			
1B.8.9	Stephenson Road Pavement Marking Safety Upgrades		2.10	04			
1B.8.10	Wesley Chapel Road Pavement Marking Safety Upgrades		1.10	03, 05			
Safety / Operations Improvements Total		13	18.50		\$0.00	\$129,211.94	
Park Improvements		Project Count	Length (miles)	District	Resolution	<sup>1</sup> Expended	<sup>2</sup> Substantial Completion
3B.1	A/E Services for Athletic and Recreation Facilities	13				\$208,819.81	Jul-2022
3B.1.1	3B.1.1 Wade Walker Park Football Fieldhouse A/E Services			04			
3B.1.10	3B.1.10 Exchange Park Pavilion Restroom A/E Services			03			
3B.1.11	3B.1.11 Exchange Park Baseball Pavilion A/E Services			03			
3B.1.12	3B.1.12 Redan Park A/E Services			05			
3B.1.13	3B.1.13 County Line Park Pavilion A/E Services			03			
3B.1.2	3B.1.2 Wade Walker Park Baseball Concession A/E Services			04			
3B.1.3	3B.1.3 Wade Walker Park Soccer Concession A/E Services			04			
3B.1.4	3B.1.4 Rock Chapel Park Concession A/E Services			05			
3B.1.5	3B.1.5 Shoal Creek I Park Concession A/E Services			03			
3B.1.6	3B.1.6 Shoal Creek II Park Shelter Replacement A/E Services			03			
3B.1.7	3B.1.7 Truelove Park Concession A/E Services			03			
3B.1.8	3B.1.8 Midway Park Concession A/E Services			03			
3B.1.9	3B.1.9 Midway Park Football Press Box A/E Services			03			
3A.13	Athletic Field Lighting and Electrical Improvements at Truelove Park	1		03		\$486,840.00	Oct-2022



3A.14	Athletic Scoreboards at Hamilton, Shoal Creek 1 and Rock Chapel Parks	3		\$99,626.80	Mar-2023
3A.14.1	3A.14.1 - Athletic Scoreboards at Hamilton Park		04		
3A.14.2	3A.14.2 - Athletic Scoreboards at Rock Chapel Park		05		
3A.14.3	3A.14.3 - Athletic Scoreboards at Shoal Creek Park		03		
3A.11	Gresham Park Baseball Fields Renovation	1	03	\$2,216,848.21	Apr-2023
3C.1	Lithonia Park Playground	1	05	\$200,000.00	
3B.2	Parks and Recreation Facilities - Roof Maintenance Repair and Replacement	14		\$2,820,494.00	May-2022
3B.2.7	Callanwolde Fine Arts Center Roof Repair and Replacement		02		
3B.2.2	Community Achievement Center Roof Repair and Replacement		03		
3B.2.8	Gresham Park Concession Building Roof Repair and Replacement		03		
3B.2.6	Lithonia Park Shelter Roof Repair and Replacement		05		
3B.2.4	Lucious Sanders Community Center Roof Repair and Replacement		05		
3B.2.10	Midway Park Metal Roof (1)		03		
3B.2.1	NH Scott Recreation Center Roof Repair and Replacement		03		
3B.2.3	Porter Sanford III Performing Arts & Community Center Roof Repair and Replacement		03		
3B.2.11	Redan Park Metal Roof (5)		05		
3B.2.12	Rock Chapel Park Metal Roof (2)		05		
3B.2.13	Shoal Creek Park Metal Roof (2)		03		
3B.2.14	True Love Park Metal Roof (1)		03		
3B.2.5	Wade Walker Park Facilities Roof Repair and Replacement		04		
3B.2.9	Wade Walker Park Maintenance Shop Roof Repair and Replacement		04		
3F.1	Sugar Creek Golf and Tennis Center Action Plan	8		\$1,000,000.00	Nov-2019
3F.1.3	Sugar Creek Golf and Tennis Center - Bridge Repair/Replacement		03		
3F.1.11	Sugar Creek Golf and Tennis Center - Cart Barn Repairs		03		
3F.1.5	Sugar Creek Golf and Tennis Center - Cart Path Repairs		03		
3F.1.2	Sugar Creek Golf and Tennis Center - Green's Renovation (Sprigging)		03		
3F.1.1	Sugar Creek Golf and Tennis Center - Install Musco Lighting System		03		

3F.1.6	Sugar Creek Golf and Tennis Center - Repair Roof on Pump House			03		
3F.1.4	Sugar Creek Golf and Tennis Center - Safety Netting			03		
3F.1.7	Sugar Creek Golf and Tennis Center - Shades on Tennis Court			03		
Park Improvements Total		41	0		\$0.00	\$7,032,628.82
<b>New Facility Construction</b>		<b>Project Count</b>	<b>Length (miles)</b>	<b>District</b>	<b>Resolution</b>	<b><sup>1</sup>Expended <sup>2</sup>Substantial Completion</b>
2A.1	Fire Station No. 7	1		03		\$6,538,141.59 Jun-2023
New Facility Construction Total		1	0		\$0.00	\$6,538,141.59
<b>Facilities Improvement - General Repairs</b>		<b>Project Count</b>	<b>Length (miles)</b>	<b>District</b>	<b>Resolution</b>	<b><sup>1</sup>Expended <sup>2</sup>Substantial Completion</b>
3I.5.3	DeKalb County Court Building - Elevator Modernization	1		02		\$912,027.86 May-2024
3I.5.2	DeKalb County Court Building - HVAC Equipment Improvements	1		02		\$910,000.00 Mar-2022
3I.5.7	DeKalb County Court Building - Roof Repairs and Improvements	1		02		\$1,671,100.00 Sep-2022
3L.1	Dumbwaiter System at Decatur Main Library	1		02		\$71,377.70 Dec-2019
3J.3	Elevator Repairs at DeKalb County Senior Centers	2				\$188,543.97 Jan-2022
3J.3.1	30 Warren Street Senior Center Elevator Repairs			03		
3J.3.2	Lou Walker Senior Center Elevator Repairs			05		
3K.1	HVAC Repairs or Replacements at DeKalb County Health Care Facilities	2				\$1,000,000.00 Jun-2021
3K.1.1	HVAC Repairs at Richardson Health Care Facility			04		
3K.1.2	HVAC Replacements at North DeKalb Health Center			02		
3J.1	HVAC Repairs or Replacements at DeKalb County Senior Centers	2				\$535,696.28 May-2021
3J.1.2	HVAC Repairs at 30 Warren Street Senior Center			03		
3J.1.1	HVAC Repairs at Lou Walker Senior Center			05		
3J.4	Miscellaneous Repairs and Improvements at Dekalb County Senior Centers	1				\$45,464.00 Dec-2021
3J.4.1	Erosion Control Site Work at Lou Walker Senior Center			05		
2E	Repair and Replace Police Precincts and Public Safety Facilities	2				\$2,832,656.55 Jun-2021
2E.1	Exchange Elevators			04		
2E.2	Fire Services Training Facility			03		
2B	Repair Fire Stations and Related Capital Equipment	2				\$2,997,530.00 Mar-2023
2B.2	Alerting Systems at DeKalb County Fire Stations			01, 02, 03, 04, 05		

2B.1	Roof Maintenance Repair and Replacement at DeKalb County Fire Stations			01, 02, 03, 04, 05			
3L.2	Roof Maintenance Repair and Replacement at DeKalb County Libraries	1				\$83,612.50	Dec-2021
3L.2.1	Flat Shoals Library Roof Repair and Replacement			03			
3J.2	Roof Maintenance Repair and Replacement at DeKalb County Senior Centers	1				\$145,322.00	Mar-2021
3J.2.1	30 Warren Street Senior Center Roof Repair			03			
Facilities Improvement - General Repairs Total		17	0		\$0.00	\$11,393,330.86	
<b>Procurement of Equipment</b>		<b>Project Count</b>	<b>Length (miles)</b>	<b>District</b>	<b>Resolution</b>	<b><sup>1</sup>Expended</b>	<b><sup>2</sup>Substantial Completion</b>
2F.1	Police Vehicles	1		01, 02, 03, 04, 05		\$5,598,744.73	Jan-2020
2D.1	Purchase Fire Quick Response Units	1				\$1,989,669.32	Feb-2020
2D.1.1	Purchase and Upfitting of Fire Quick Response Vehicles (10)			01, 02, 03, 04, 05			
2C.1	Upgrade Fire Radio System	1		01, 02, 03, 04, 05		\$1,499,471.28	Feb-2020
Procurement of Equipment Total		3	0		\$0.00	\$9,087,885.33	
<b>Program Summary</b>		<b>Project Count</b>	<b>Length (miles)</b>		<b>Resolution</b>	<b><sup>1</sup>Expended</b>	
Completed Projects		106	150.87		\$0.00	\$101,027,606.62	

<sup>1</sup>"Expended" amounts are expenditures to date and may not indicate final cost at project close-out.

<sup>2</sup>The contractor may continue to finalize minor project details beyond the date of substantial completion.



## PROCUREMENT SUMMARY

Project	Vendor	Contract Title	Current Contract Amount (Including CO's)
2018 LMIG Resurfacing	Pittman Construction Company	2018 LMIG Road Resurfacing Projects (365 Day Contract)	\$7,884,218.24
Phase One SPLOST Resurfacing	Pittman Construction Company	Phase One SPLOST - Road Resurfacing Projects Area B	\$12,824,989.24
Phase One SPLOST Resurfacing	Pittman Construction Company	Phase One SPLOST - Road Resurfacing Projects Area C	\$10,147,207.03
Phase One SPLOST Resurfacing	C. W. Matthews Contracting Co.	Phase One SPLOST - Road Resurfacing Projects Area A	\$12,955,725.40
Phase Two SPLOST Resurfacing	HEH Paving, Inc.	HEH - Phase Two SPLOST Resurfacing Area B	\$15,105,048.44
Phase Two SPLOST Resurfacing	ER Snell	ER Snell - Phase Two SPLOST Resurfacing Area A	\$22,483,778.80
Rockbridge Road Roadway Stabilization	Reeves + Young, LLC	Rockbridge Road Asbestos Cement Water Main Replacement	\$1,000,000.00
2019 LMIG Resurfacing	HEH Paving, Inc.	2019 LMIG Road Resurfacing	\$11,554,668.64
Advance Patching / Pothole Repair	Greenway One	Advance Patching / Pothole Repair	\$55,761.26
Advance Patching / Pothole Repair	A&S Paving	Advance Patching / Pothole Repair	\$142,550.10
Advance Patching / Pothole Repair	HEH Paving, Inc.	Advance Patching / Pothole Repair	\$144,230.98
Advance Patching / Pothole Repair	HEH Paving, Inc.	Cedar Grove Bridge Detour Route	\$157,457.66
2020 LMIG Resurfacing	Pittman Construction Company	2020 LMIG Resurfacing - Pittman - SPLOST	\$11,475,975.33
2021 LMIG Resurfacing	HEH Paving, Inc.	2021 LMIG HEH Paving	\$14,893,107.61
2022 LMIG Resurfacing	C. W. Matthews Contracting Co.	2022 LMIG Resurfacing - CW Matthews	\$23,772,020.00
2023 LMIG Resurfacing	C. W. Matthews Contracting Co.	2023 LMIG C.W. Matthews	\$25,692,675.58
Rockbridge Road from Allgood Rd to Rowland Rd	ER Snell	Road Widening, Sidewalks, Bike Lanes (Rockbridge Road - Allgood to Rowland Rd)	\$1,430,894.20
Rockbridge Road from Allgood Rd to Rowland Rd	ER Snell	Road Widening, Sidewalks, Bike Lanes (Rockbridge Road - Allgood to Rowland Rd)	\$441,600.00
Rockbridge Road from Allgood Rd to Rowland Rd	ER Snell	Road Widening, Sidewalks, Bike Lanes (Rockbridge Road - Allgood to Rowland Rd)	\$871,587.42
Rockbridge Road from Allgood Rd to Rowland Rd	ER Snell	Road Widening, Sidewalks, Bike Lanes (Rockbridge Road - Allgood to Rowland Rd)	\$2,310,185.63
Rockbridge Road from Allgood Rd to Rowland Rd	Georgia Power	Georgia Power - Decorative Street Lighting	\$85,000.00
Rockbridge Road from Allgood Rd to Rowland Rd	Georgia Department of Transportation	GDOT Construction Oversight for Rockbridge Road	\$15,000.00
Rockbridge Road from Allgood Rd to Rowland Rd	Georgia Power	Relocation of Overhead Powerlines on Rockbridge Road	\$75,575.80
Rockbridge Road from Allgood Rd to Rowland Rd	A&S Paving	Rockbridge Road Stormwater Pond Retrofit	\$175,000.00
Flat Shoals, Henderson, Salem Roads Sidewalks	Precision 2000, Inc.	ITB-18-101024 DEKALB SIDEWALK PROGRAM: PHASE 2C (SALEM, HENDERSON ROAD AND FLAT SHOALS) PI# 0007618/0008268	\$1,691,075.54
Flat Shoals, Henderson, Salem Roads Sidewalks	Precision 2000, Inc.	ITB-18-101024 DEKALB SIDEWALK PROGRAM: PHASE 2C (SALEM, HENDERSON ROAD AND FLAT SHOALS) PI# 0007618/0008268	\$646,353.80
Flat Shoals, Henderson, Salem Roads Sidewalks	Precision 2000, Inc.	ITB-18-101024 DEKALB SIDEWALK PROGRAM: PHASE 2C (SALEM, HENDERSON ROAD AND FLAT SHOALS) PI# 0007618/0008268	\$4,664,097.17
Flat Shoals, Henderson, Salem Roads Sidewalks	Precision 2000, Inc.	ITB-18-101024 DEKALB SIDEWALK PROGRAM: PHASE 2C (SALEM, HENDERSON ROAD AND FLAT SHOALS) PI# 0007618/0008268	\$482,875.25
South River Trail Phase 5 (Michelle Obama Trail)	Massana Construction	South River Trail Phase 5	\$3,811,206.22
A/E Services for Transportation (On-Call)	Vanasse Hangen Brustlin, Inc.	WA#6 Kensington Trail Phase I - Concept Design	\$306,190.00
A/E Services for Transportation (On-Call)	Arcadis US, Inc.	WA#6 Arcadis - DeKalb Ave Quiet Zone Crossing CSX	\$39,560.40
A/E Services for Transportation (On-Call)	Arcadis US, Inc.	WA#10 Arcadis - Survey, ROW and Design	\$34,193.00
North Druid Hills Road/Valley Brook Road Corridor Study	KCI Technologies Inc.	KCI - N Druid Hills Corridor Study	\$474,000.00
East Rock Springs Road Roundabout	Kimley-Horn and Associates, Inc.	WA#32 E. Rock Springs Roundabout Drainage Redesign	\$11,154.00
East Rock Springs Road Roundabout	Kimley-Horn and Associates, Inc.	WA#26 E. Rock Spring Roundabout Sidewalk Extension Design	\$15,028.00
East Rock Springs Road Roundabout	Kimley-Horn and Associates, Inc.	East Rock Springs Road Roundabout Design	\$89,652.12
East Rock Springs Road Roundabout	Kimley-Horn and Associates, Inc.	WA#25 E. Rock Spring Roundabout Drainage Design	\$21,161.00



## Monthly Progress Report February 2024

Project	Vendor	Contract Title	Current Contract Amount (Including CO's)
East Rock Springs Road Roundabout	ROW Property Owner	Land Acquisition - Patricia A. Coe	\$500.00
East Rock Springs Road Roundabout	ROW Property Owner	Land Acquisition - Jeanne M. Hall	\$500.00
East Rock Springs Road Roundabout	ROW Property Owner	Land Acquisition - Carole T. Florence	\$500.00
East Rock Springs Road Roundabout	ROW Property Owner	Land Acquisition - Joanna Stamatiades	\$12,710.00
East Rock Springs Road Roundabout	Gene A. Shaffer	Gene A Shaffer - ROW Attorney	\$1,000.00
East Rock Springs Road Roundabout	DeKalb County Superior Court	DeKalb Superior Court Deed Recording Fees	\$125.00
2021 LMIG Pavement Marking Safety Upgrades	Peek Pavement Marking, Inc.	2021 LMIG Pavement Marking Safety Upgrades	\$309,979.00
Constitution Road Freight Corridor Operational and Safety Improvements - Phase 1	Gene A. Shaffer	ROW - Gene Shaffer	\$3,000.00
Panola Road Improvements	Arcadis US, Inc.	Arcadis Panola Road Scoping Study	\$288,993.00
Redan Road Safety and Operations Improvements Study	KCI Technologies Inc.	KCI Redan Corridor Study	\$379,000.00
Orion Drive Bridge Upgrade / Replacement	AECOM	WA8 AECOM Orion Drive Bridge Evaluation	\$36,200.00
Orion Drive Bridge Upgrade / Replacement	AECOM	WA13 AECOM - Construction Plans	\$49,400.00
Pleasantdale Road Pedestrian Improvements Design	Georgia Department of Transportation	GDOT Oversight - Pleasantdale Rd Ped Improvements	\$2,000.00
Flat Shoals Parkway Sidewalk Design	Georgia Department of Transportation	GDOT Oversight - Flat Shoals Sidewalk	\$2,000.00
Pedestrian Improvements (Ph. 1 and 2)	SD&C, Inc.	Phase 1 Sidewalks & Roadways (Multi-year)	\$148,915.30
Pedestrian Improvements (Ph. 1 and 2)	SD&C, Inc.	Phase 2 Sidewalks & Roadways (Multi-Year)	\$255,411.00
Pedestrian Improvements (Ph. 1 and 2)	Autaco Development	Phase 2 Sidewalks & Roadways (Multi-year)	\$205,840.00
Pedestrian Improvements (Ph. 1 and 2)	Autaco Development	Phase 1 Sidewalks & Roadways (Multi-year)	\$288,122.55
South Fork Peachtree Creek Trail/Old Clairmont Road	Lori's Transportation & Excavation LLC	Paving Work on Old Clairmont Road	\$20,720.35
A/E Services for Transportation (On-Call)	Vanasse Hangen Brustlin, Inc.	WA#2 GDOT Off-System Safety Improvements at 11 Locations A/E	\$93,330.00
A/E Services for Transportation (On-Call)	Vanasse Hangen Brustlin, Inc.	WA#3 Snapfinger Woods Drive Sidewalk Concept Alternatives	\$205,900.00
A/E Services for Transportation (On-Call)	Vanasse Hangen Brustlin, Inc.	WA#5 Pedestrian Crossings at Three Locations: Central Dr, Indian Creek Way, Redan Rd	\$34,680.00
A/E Services for Transportation (On-Call)	AECOM	WA#15 Medlock Road Sidewalk Improvements	\$273,295.00
Glenwood Road Sidewalk Ph. 3	Kimley-Horn and Associates, Inc.	WA#29 Glenwood Road Sidewalk Wall Redesign	\$21,716.65
Glenwood Road Sidewalk Ph. 3	Kimley-Horn and Associates, Inc.	Engineering and Design Services for Public Works Transportation and Infrastructure Projects	\$328,248.00
Glenwood Road Sidewalk Ph. 3	ROW Property Owner	Land Acquisition Payments	\$101,937.69
McAfee Road Sidewalk	Georgia Power	Georgia Power	\$150,000.00
McAfee Road Sidewalk	DAF Concrete, Inc.	McAfee Road Sidewalk Construction - DAF	\$375,132.00
A/E Services for Transportation (On-Call)	Atkins North America, Inc.	Atkins - Rockbridge Road Mini Roundabout Concept	\$65,700.00
A/E Services for Transportation (On-Call)	Arcadis US, Inc.	WA#1 Arcadis Stewart Mill Rd at Bermuda Rd Roundabout Survey and Concept	\$61,838.00
A/E Services for Transportation (On-Call)	Arcadis US, Inc.	WA#5 Arcadis Stewart Mill at Bermuda Roundabout Prelim. Plans	\$196,569.80
A/E Services for Transportation (On-Call)	Arcadis US, Inc.	WA#7 Arcadis - Stewart Mill at Bermuda ROW Plans	\$23,652.00
A/E Services for Transportation (On-Call)	Arcadis US, Inc.	WA#8 Arcadis - Stewart Mill at Bermuda Roundabout - Final Plans	\$83,326.00
A/E Services for Transportation (On-Call)	AECOM	AECOM WA#14 Rectangular Rapid Flashing Beacons at 4 Crosswalks	\$43,070.00
Cedar Grove Road Bridge Detour Route Improvements	HEH Paving, Inc.	Cedar Grove Bridge Detour Route	\$245,000.00
North Decatur Road Improvements	Peek Pavement Marking, Inc.	Peek North Decatur Rd Pavement Markings	\$4,975.00
North Decatur Road Improvements	SD&C, Inc.	SD&C North Decatur Road Improvements Construction	\$692,200.71
North Decatur Road Improvements	Kimley-Horn and Associates, Inc.	North Decatur Road Improvements Design	\$56,703.88
South Peachtree Creek Trail Feasibility Study	PATH Foundation	South Peachtree Creek Trail Study	\$30,700.00
Ready Mix Concrete for Multi Use Trails	SiteMix LLC	Ready Mix Concrete (Annual Contract - 2nd Renewal of 2 Options to Renew)	\$0.00
A/E Services for Transportation (On-Call)	Vanasse Hangen Brustlin, Inc.	WA#7 VHB Kensington Trail Ph 1 Design	\$754,395.00

Project	Vendor	Contract Title	Current Contract Amount (Including CO's)
A/E Services for Transportation (On-Call)	Vanasse Hangen Brustlin, Inc.	WA#4 Kensington Trail Ph I - Traffic Counts	\$12,470.00
Old Castle Multi-Use Trail (S. River Trail Phase 7)	Anderson Appraisal Associates, Inc.	Old-Castle Multi-Use Trail ROW Appraisals	\$3,250.00
Old Castle Multi-Use Trail (S. River Trail Phase 7)	Anderson Appraisal Associates, Inc.	Old-Castle Multi-Use Trail ROW Appraisals	\$1,275.00
Old Castle Multi-Use Trail (S. River Trail Phase 7)	Anderson Appraisal Associates, Inc.	Old-Castle Multi-Use Trail ROW Appraisals	\$1,950.00
Old Castle Multi-Use Trail (S. River Trail Phase 7)	Anderson Appraisal Associates, Inc.	Old-Castle Multi-Use Trail ROW Appraisals	\$12,750.00
Old Castle Multi-Use Trail (S. River Trail Phase 7)	Gene A. Shaffer	Gene A Shaffer - ROW Attorney	\$900.00
Old Castle Multi-Use Trail (S. River Trail Phase 7)	Gene A. Shaffer	Gene A Shaffer - ROW Attorney	\$1,250.00
A/E Services for Transportation (On-Call) (Cedar Grove Bridge Prel. Design)	AECOM	Cedar Grove Bridge Costing Plans and Preconstruction	\$32,300.00
A/E Services for Transportation (On-Call) (Cedar Grove Bridge Prel. Design)	AECOM	Cedar Grove Bridge Costing Plans and Preconstruction	\$302,700.00
Cedar Grove Road Bridge Design-Build	AECOM	AECOM WA3 Cedar Grove Road Bridge - Plats and Legal Desc's	\$6,000.00
Cedar Grove Road Bridge Design-Build	AECOM	AECOM WA11 ROW Staking Cedar Grove Bridge	\$6,510.00
Cedar Grove Road Bridge Design-Build	Norfolk Southern Railway Company	Cedar Grove Bridge Crossing Modifications	\$25,000.00
Cedar Grove Road Bridge Design-Build	C. W. Matthews Contracting Co.	CW Matthews - Cedar Grove Bridge Design Build	\$12,165,731.00
Cedar Grove Road Bridge Design-Build	Palacios Engineering Inc	Palacios Engineering - Cedar Grove Bridge	\$12,700.00
Cedar Grove Road Bridge Design-Build	WP Consulting Inc.	WP Consulting Appraisals	\$14,000.00
Cedar Grove Road Bridge Design-Build	Gene A. Shaffer	Gene A Shaffer - ROW Attorney	\$2,100.00
Cedar Grove Road Bridge Design-Build	ROW Property Owner	ROW Property Acquisition - Roehl Transport	\$86,400.00
A/E Services for Transportation (On-Call)	Atkins North America, Inc.	Atkins WA9 - Traffic Signal Design at 3 Locations	\$113,000.00
A/E Services for Transportation (On-Call)	AECOM	AECOM N Decatur at Parkdale Traffic Signal and PHB Design	\$28,965.00
A/E Services for Transportation (On-Call)	AECOM	AECOM DeKalb Industrial at Milscoff Drive Traffic Signal ROW Plans	\$4,300.00
A/E Services for Transportation (On-Call)	AECOM	AECOM DeKalb Industrial at Milscoff Drive Traffic Signal Plans	\$13,430.00
Pleasantdale Road Pedestrian Crossing Improvements	RJ Haynie & Associates, Inc.	RJ Haynie - Pleasantdale Rd Crossing	\$168,402.10
GDOT Bridges over I-285 (Glenwood Rd, Covington Hwy, Redwing Cr)	Georgia Department of Transportation	IGA - GDOT Bridges over I-285	\$370,000.00
GDOT Bridges over I-285 (Glenwood Rd, Covington Hwy, Redwing Cr)	Georgia Department of Transportation	GDOT Bridges over 1-285 Parapets Funding	\$525,000.00
Transportation Program Management	Atlas Technical Consultants (ATC)	WA 20 CEI 1A.3 Phase 2 Resurfacing	\$313,115.00
Transportation Program Management	Atlas Technical Consultants (ATC)	WA 21 CEI 1A.11 2022 LMIG Resurfacing	\$563,869.08
Transportation Program Management	Atlas Technical Consultants (ATC)	WA 18 DeKalb County SPLOST Program Management Services	\$4,426,309.31
Transportation Program Management	Atlas Technical Consultants (ATC)	WA 19 CEI 1A.10 2021 LMIG Resurfacing	\$397,573.20
Transportation Program Management	Atlas Technical Consultants (ATC)	WA 14 CEI Services for 2020 LMIG Resurfacing	\$512,184.19
Transportation Program Management	Atlas Technical Consultants (ATC)	WA 13 DeKalb County SPLOST Program Management Services	\$2,324,105.89
Transportation Program Management	Atlas Technical Consultants (ATC)	Unallocated Atlas Contract	\$0.00
Transportation Program Management	Atlas Technical Consultants (ATC)	WA 12 DeKalb County SPLOST Program Management Services	\$62,400.80
Transportation Program Management	Atlas Technical Consultants (ATC)	WA 1 DeKalb County SPLOST Program Management Services	\$772,279.00
Transportation Program Management	Atlas Technical Consultants (ATC)	WA 3 DeKalb County SPLOST Program Management Services	\$1,131,943.90
Transportation Program Management	Atlas Technical Consultants (ATC)	WA 2 DeKalb County SPLOST Program Management Services	\$271,857.27
Transportation Program Management	Atlas Technical Consultants (ATC)	WA 4 DeKalb County SPLOST Program Management Services	\$970,482.97
Transportation Program Management	Atlas Technical Consultants (ATC)	WA 6 DeKalb County SPLOST Program Management Services	\$693,895.71
Transportation Program Management	Atlas Technical Consultants (ATC)	WA 9 DeKalb County SPLOST Program Management Services	\$9,546.57
Transportation Program Management	Atlas Technical Consultants (ATC)	WA 10 DeKalb County SPLOST Program Management Services	\$1,967,966.90
Transportation Program Management	Atlas Technical Consultants (ATC)	WA 11 DeKalb County SPLOST Program Management Services	\$441,069.73
Transportation Program Management	Atlas Technical Consultants (ATC)	WA 7 DeKalb County SPLOST Program Management Services	\$332,790.54
Transportation Program Management	Atlas Technical Consultants (ATC)	WA 8 DeKalb County SPLOST Program Management Services	\$64,900.00
Transportation Program Management	Atlas Technical Consultants (ATC)	WA 16 1L.18 CEI 1A.3 Phase 2 SPLOST Resurfacing Pt. 2	\$162,942.20
Commission District Transportation Projects	Atkins North America, Inc.	1M.3.2 WA#5 Atkins Cedar Grove Rd Traffic Calming Projects	\$160,000.00

Project	Vendor	Contract Title	Current Contract Amount (Including CO's)
Commission District Transportation Projects	Atkins North America, Inc.	1M.3.2 WA#8 Atkins WA8 Cedar Grove Road E Conley Roundabout	\$360,000.00
Commission District Transportation Projects	PATH Foundation	1M.6.3 PATH Sagamore Leafmore Trail Design	\$129,750.00
Commission District Transportation Projects	PATH Foundation	1M.6.2 - PATH - N. Fork Peachtree Creek Trail Concept Study	\$76,600.00
Commission District Transportation Projects	PATH Foundation	1M.6.3 - PATH - Sagamore-Leafmore Trail Concept Plan	\$186,462.00
Commission District Transportation Projects	Autaco Development	1M.3.2 Autaco Cedar Grove at Conley Roundabout	\$275,826.00
Commission District Transportation Projects	City of Clarkston	1M.4.1 District 4 - Market Street Sidewalk	\$136,705.82
Commission District Transportation Projects	City of Tucker	City of Tucker Maintenance Improvements	\$50,000.00
Commission District Transportation Projects	City of Tucker	City of Tucker Maintenance Improvements	\$50,000.00
Fire Station No. 7	Brown Design Group	Brown Design On-Call Contract (FS No. 7)	\$89,070.00
Fire Station No. 7	Lichty Commercial Construction Inc.	Lichty Construction - Fire Station No. 7	\$6,291,236.08
Fire Station No. 7	EC Restaurant Supply	FS#7 Equipment: EC Restaurant Supply	\$28,864.00
Fire Station No. 7	Geargrid, LLC	FS#7 Equipment: Geargrid, LLC Storage Lockers	\$18,133.23
Fire Station No. 7	Datum Filing Systems Inc.	FS7 Equipment: Datum Filing Systems Inc.	\$2,267.14
Fire Station No. 7	Egan Visual International Inc	FS#7 Equipment: Egan Visual Int'l Inc	\$665.50
Fire Station No. 7	Group Lacasse, LLC	FS#7 Equipment: Group Lacasse Chairs, Bookcases	\$11,094.58
Fire Station No. 7	Modu Form, Inc.	FS#7 Equipment: Modu Form, Inc.	\$0.00
Fire Station No. 7	Pueblo Hotel Supply Co	FS#7 Equipment: Grady's (Pueblo Hotel Supply Co)	\$14,229.30
Fire Station No. 7	Krueger International, Inc.	Krueger International Inc. - FS No. 7 Equipment	\$52,189.36
Fire Station No. 7	Exemplis LLC (SitOnIt) IDEON	FS#7 Equipment: Exemplis (SitOnIt) IDEON	\$15,509.48
Fire Station No. 7	Dreamseats LLC	Dreamseats LLC - Fire Station No. 7 Equipment	\$6,929.28
Fire Station No. 7	CF Group	CF Group - Fire Station No. 7 Equipment	\$9,733.89
Fire Station No. 7	Georgia Power	Georgia Power Lighting Agreement	\$18,500.00
Fire Station No. 7	Contract Business Interiors Inc	Contract Business Interiors - FS No. 7 Equipment	\$4,636.32
Fire Station No. 7	United Pump and Controls, Inc.	FS7 United Pump and Controls	\$25,766.00
Fire Station No. 27	Complete Demolition Services, LLC	Complete Demo Svcs - Fire Station 27	\$31,900.00
Fire Station No. 27	Pond & Company	Pond - Fire Station No. 27 Design	\$585,855.60
Fire Station No. 27	Gregory Doyle Calhoun & Rogers LLC	ROW - GREGORY DOYLE CALHOUN & ROGERS LLC	\$123,746.13
Fire Station No. 27	DeKalb County	DeKalb County Tax Commissioner	\$3,145.04
Fire Station No. 16	Complete Demolition Services, LLC	Complete Demo Svcs - Fire Station 16	\$38,500.00
Fire Station No. 16	Bank of America	Land Purchase - BOA - Fire Station No. 16	\$280,000.00
Fire Station No. 16	DeKalb County	Inter-Fund and Departmental Charges - Demolition	\$24,273.10
Fire Station No. 14	Gregory Doyle Calhoun & Rogers LLC	Land Acquisition Fire Station 14	\$908,000.00
Fire Station No. 14	Gregory Doyle Calhoun & Rogers LLC	Earnest Money - No POETA Payables Land FY23	\$10,000.00
Fire Station No. 28	Gregory Doyle Calhoun & Rogers LLC	Property Acquisition Turner Hill Road	\$516,805.57
Fire Station No. 28	Gregory Doyle Calhoun & Rogers LLC	Earnest Money - No POETA Payables Land FY23	\$10,000.00
Fire Station No. 5	Complete Demolition Services, LLC	Complete Demo Svcs - Fire Station 5	\$41,910.00
Fire Station No. 5	Gregory Doyle Calhoun & Rogers LLC	ROW Property Acquisition	\$890,000.00
Fire Station No. 5	Gregory Doyle Calhoun & Rogers LLC	Earnest Money - No POETA Payables Land FY23	\$10,000.00
Repair Fire Stations and Related Capital Equipment	Hawk Construction	Repair Fire Station Roofs - Hawk Construction	\$1,136,640.00
Repair Fire Stations and Related Capital Equipment	Westnet, Inc.	Westnet Encoder Upgrades - General Operating Funds	\$200,000.00
Repair Fire Stations and Related Capital Equipment	Westnet, Inc.	Westnet First In Fire Station Encoder Upgrades	\$1,963,331.00
Upgrade Fire Radio System	Motorola Solutions, Inc.	Two Way Radios	\$1,500,000.00
Purchase Fire Quick Response Units	Farber Speciality Vehicles	Farber Specialty Vehicles	\$1,516,290.00
Purchase Fire Quick Response Units	Hardy Chevrolet	Purchase of Automobiles, Vans and Trucks with Turnkey Packages and Accessories	\$396,188.00

Project	Vendor	Contract Title	Current Contract Amount (Including CO's)
Purchase Fire Quick Response Units	Hardy Chevrolet	Purchase of Automobiles, Vans and Trucks with Turnkey Packages and Accessories	\$22,114.00
Purchase Fire Quick Response Units	Ako Signs	Transfer from Operating	\$15,411.00
Purchase Fire Quick Response Units	Motorola Solutions, Inc.	Transfer from Operating	\$39,666.50
Repair and Replace Police Precincts and Public Safety Facilities	McGrath Rentcorp dba Mobile Modular	McGrath Rentcorp DBA Mobile Modular Buildings Replacement	\$1,994,852.44
Repair and Replace Police Precincts and Public Safety Facilities	Kone, Inc.	Kone Elevator and Escalator Maintenance	\$859,463.64
Police Vehicles	Ako Signs	Decals for DeKalb County Vehicles (Annual Contract with 2 Options to Renew)	\$47,520.00
Police Vehicles	Utility Associates, Inc.	Police Body Cameras Annual Contract with 4 Options to Renew	\$127,600.00
Police Vehicles	Insight Public Sector	Bi-Annual Maintenance and Support of the Net motion Coverage. U.S. Communities Contract No. 44000066	\$183,072.50
Police Vehicles	Mobile Communications, Inc.	Professional Services Agreement for Radio Maintenance, Equipment Repair, Installation and Removal Se	\$125,935.28
Police Vehicles	Aptean (Advance Public Safety)	Upfitting of Police Vehicles	\$94,074.00
Police Vehicles	Motorola Solutions, Inc.	Upfitting of Police Vehicles	\$412,270.95
Police Vehicles	Tritech Software Systems	Upfitting of Police Vehicles	\$146,400.00
Police Vehicles	Hardy Chevrolet	Purchase of Automobiles, Vans and Trucks with Turnkey Packages and Accessories	\$3,768,572.00
Police Vehicles	West Chatham Warning Devices, Inc.	ITB 15-100541 Parts for Vehicles and Off Road Equipment	\$693,300.00
Bobby Burgess Evidence Storage Facility	Pond & Company	Bobby Burgess Evidence Storage Facility Design	\$490,000.00
Bobby Burgess Evidence Storage Facility	SoCo Contracting Company, Inc.	SoCo Contracting Early Demolition Evidence Facility	\$784,829.00
Bobby Burgess Evidence Storage Facility	WSP USA Environmental & Infrastructure Inc.	WSP (Wood) Evidence Storage Facility Design	\$677,970.00
A/E Services for DeKalb County Athletic Fields	Foresite Group	A&E On-Call Services for RPCA	\$0.00
A/E Services for DeKalb County Athletic Fields	Wood Environmental and Infrastructure	A&E On-Call Services for RPCA	\$0.00
A/E Services for DeKalb County Athletic Fields	Lose Design	A&E On-Call Services for RPCA	\$0.00
Gresham Park Baseball Fields Renovation	Advanced Sports Group, LLC	Gresham Fields 4&7 (Braves Foundation thru RPCA)	\$1,500,000.00
Gresham Park Baseball Fields Renovation	Advanced Sports Group, LLC	Gresham Turf Installation Fields 5, 6 & 21	\$2,500,000.00
Athletic Field Renovations at Exchange, Wade Walker, Midway and Shoal Creek Parks	Advanced Sports Group, LLC	Athletic Field Renovations / Turf Installation	\$6,719,586.00
Athletic Field Lighting and Electrical Improvements at Truelove Park	Musco Sports Lighting, LLC	Musco Sports Lighting, LLC for Truelove Park	\$500,000.00
Athletic Scoreboards at Hamilton, Shoal Creek 1 and Rock Chapel Parks	Nevco Sports LLC	Nevco Sports - Athletic Field Scoreboards	\$110,611.90
Athletic Field Renovations at Hamilton and Redan Parks	DeLuxe Athletics LLC	DeLuxe Athletics - Athletic Field Renovations at Hamilton and Redan	\$1,280,170.64
A/E Services for Athletic and Recreation Facilities	Pond & Company	A&E On-Call Services for RPCA	\$190,000.00
A/E Services for Athletic and Recreation Facilities	Foresite Group	A&E On-Call Services for RPCA	\$51,500.00
A/E Services for Athletic and Recreation Facilities	Foresite Group	A&E On-Call Services for RPCA	\$4,430.00
A/E Services for Athletic and Recreation Facilities	Wood Environmental and Infrastructure	A&E On-Call Services for RPCA	\$0.00
A/E Services for Athletic and Recreation Facilities	Lose Design	A&E On-Call Services for RPCA	\$0.00
Parks and Recreation Facilities - Roof Maintenance Repair and Replacement	NBC National Building Contractors	Roof Repair and Replacement	\$0.00
Parks and Recreation Facilities - Roof Maintenance Repair and Replacement	NBC National Building Contractors	Community Achievement Center Roof Repair	\$6,800.00
Parks and Recreation Facilities - Roof Maintenance Repair and Replacement	NBC National Building Contractors	NH Scott Roof Repair	\$349,066.00
Parks and Recreation Facilities - Roof Maintenance Repair and Replacement	Hawk Construction	Lithonia Park Shelter Roof Repair	\$65,172.00





## Monthly Progress Report February 2024

Project	Vendor	Contract Title	Current Contract Amount (Including CO's)
Parks and Recreation Facilities - Roof Maintenance Repair and Replacement	NBC National Building Contractors	Wade Walker Roof Repair - Baseball Field House	\$49,490.00
Parks and Recreation Facilities - Roof Maintenance Repair and Replacement	NBC National Building Contractors	Wade Walker Roof Repair - Soccer Field House	\$50,310.00
Parks and Recreation Facilities - Roof Maintenance Repair and Replacement	NBC National Building Contractors	Porter Sanford Roof Repair	\$23,500.00
Parks and Recreation Facilities - Roof Maintenance Repair and Replacement	NBC National Building Contractors	Wade Walker Roof Repair - Football Field House	\$38,960.00
Parks and Recreation Facilities - Roof Maintenance Repair and Replacement	NBC National Building Contractors	Gresham Park Concession Building Roof	\$58,180.00
Parks and Recreation Facilities - Roof Maintenance Repair and Replacement	NBC National Building Contractors	Porter Sanford Roof Coating & Surface Protection Application	\$194,700.00
Parks and Recreation Facilities - Roof Maintenance Repair and Replacement	Hawk Construction	Wade Walker Park Maintenance Shop Roof Repair and Replacement	\$216,666.00
Parks and Recreation Facilities - Roof Maintenance Repair and Replacement	NBC National Building Contractors	Callanwolde Fine Arts Center Facility Roof	\$1,049,450.00
Parks and Recreation Facilities - Roof Maintenance Repair and Replacement	Hawk Construction	Hawk Roof Repairs at 5 Parks - Midway Park	\$59,212.00
Parks and Recreation Facilities - Roof Maintenance Repair and Replacement	Hawk Construction	Hawk Roof Repairs at 5 Parks - Shoal Creek Park	\$113,814.00
Parks and Recreation Facilities - Roof Maintenance Repair and Replacement	Hawk Construction	Hawk Roof Repairs at 5 Parks - True Love Park	\$80,560.00
Parks and Recreation Facilities - Roof Maintenance Repair and Replacement	Hawk Construction	Hawk Roof Repairs at 5 Parks - Rock Chapel Park	\$99,508.00
Parks and Recreation Facilities - Roof Maintenance Repair and Replacement	Hawk Construction	Hawk Roof Repairs at 5 Parks - Redan Park	\$135,957.00
Parks and Recreation Facilities - Roof Maintenance Repair and Replacement	Hawk Construction	Lucious Sanders Roof Repair	\$10,588.00
Parks and Recreation Facilities - Roof Maintenance Repair and Replacement	Hawk Construction	Lucious Sanders Roof Repair	\$334,507.00
Athletic and Recreation Facilities Modernizations and Upgrades	Autaco Development	Gresham Park Concession Building	\$162,609.00
Athletic and Recreation Facilities Modernizations and Upgrades	Autaco Development	Exchange Park Recreation Center Drainage Repairs	\$133,059.30
Athletic and Recreation Facilities Modernizations and Upgrades	Autaco Development	Exchange Park Recreation Building Front Roof Drain Repairs	\$12,301.50
Athletic and Recreation Facilities Modernizations and Upgrades	Autaco Development	Exchange Park Recreation Center Drainage Repairs 2	\$47,669.00
Athletic and Recreation Facilities Modernizations and Upgrades	Kissberg/Parker Fry JV, LLC	Kissberg Parker Fry - Midway Park Concession	\$120,048.83
Athletic and Recreation Facilities Modernizations and Upgrades	Complete Demolition Services, LLC	Complete Demolition Services - Exchange and Midway	\$100,000.00
Athletic and Recreation Facilities Modernizations and Upgrades	Southeastern Surfaces and Equipment	Exchange Park Gymnasium Flooring and Installation	\$176,295.00
Athletic and Recreation Facilities Modernizations and Upgrades	Romtec, Inc.	Romtec - Exchange Park Restrooms	\$1,095,000.00
Athletic and Recreation Facilities Modernizations and Upgrades	Romtec, Inc.	Romtec - Midway Park Football Press Box	\$495,000.00
Athletic and Recreation Facilities Pavilions, Shelters and Shade Structures Improvements	Hasley Recreation and Design, Inc.	Hasley - Shoal Creek II Park Shelter Demo and Concrete Repair	\$169,975.60
Athletic and Recreation Facilities Pavilions, Shelters and Shade Structures Improvements	Hasley Recreation and Design, Inc.	Hasley - Emory Grove Park Shelter Demo Site Work	\$98,634.00
Athletic and Recreation Facilities Pavilions, Shelters and Shade Structures Improvements	Hasley Recreation and Design, Inc.	Hasley - Exchange Park New Shelters and Concrete	\$230,223.00
Athletic and Recreation Facilities Pavilions, Shelters and Shade Structures Improvements	Hasley Recreation and Design, Inc.	Hasley - County Line Park Roof and Concrete Pad	\$227,726.40



Project	Vendor	Contract Title	Current Contract Amount (Including CO's)
Athletic and Recreation Facilities Pavilions, Shelters and Shade Structures Improvements	Hasley Recreation and Design, Inc.	Hasley - Glen Emerald Park Shelter	\$272,153.40
Athletic and Recreation Facilities Pavilions, Shelters and Shade Structures Improvements	Hasley Recreation and Design, Inc.	Hasley - Washington Park Demolition	\$67,664.40
Lithonia Park Playground	Kompan	US Communities	\$199,999.99
A/E Services for Parks, Playgrounds, and Recreational Areas	Pond & Company	A&E On-Call Services for RPCA	\$0.00
A/E Services for Parks, Playgrounds, and Recreational Areas	Foresite Group	A&E On-Call Services for RPCA	\$46,000.00
A/E Services for Parks, Playgrounds, and Recreational Areas	Wood Environmental and Infrastructure	A&E On-Call Services for RPCA	\$0.00
A/E Services for Parks, Playgrounds, and Recreational Areas	WSP USA Environmental & Infrastructure Inc.	WSP WA#14 - Tobie Grant Park Master Plan	\$15,921.00
A/E Services for Parks, Playgrounds, and Recreational Areas	Lose Design	A&E On-Call Services for RPCA	\$0.00
Glen Emerald Dam and Trail Improvements	Reeves + Young, LLC	Glen Emerald Dam - Trail Improvements District 6 Bond	\$32,116.49
Glen Emerald Dam and Trail Improvements	Reeves + Young, LLC	Glen Emerald Dam Improvements	\$3,430,246.26
Glen Emerald Dam and Trail Improvements	Reeves + Young, LLC	Glen Emerald Dam - Trail Improvements SPLOST	\$500,047.14
Parks, Playgrounds and Recreational Areas (14 Parks)	Hasley Recreation and Design, Inc.	Oak Creek Park Playground - Hasley Recreation	\$208,377.42
Parks, Playgrounds and Recreational Areas (14 Parks)	Hasley Recreation and Design, Inc.	Hasley - Emory Grove Park Playground	\$123,742.90
Parks, Playgrounds and Recreational Areas (14 Parks)	Autaco Development	Oak Creek - Autaco - Material Testing	\$6,960.00
Parks, Playgrounds and Recreational Areas (14 Parks)	Autaco Development	Autaco Oak Creek Park Playground	\$136,950.00
Parks, Playgrounds and Recreational Areas (14 Parks)	Playpower LT Farmington, Inc	Shoal Creek III Playground - Playpower	\$284,512.70
Parks, Playgrounds and Recreational Areas (14 Parks)	Playpower LT Farmington, Inc	Emmie Smith Park Playground - Playpower	\$311,797.22
Parks, Playgrounds and Recreational Areas (14 Parks)	Playpower LT Farmington, Inc	WD Thomson Park Playground - Playpower	\$291,119.60
Parks, Playgrounds and Recreational Areas (14 Parks)	Playsouth, LLC	Medlock Park Playground - Playsouth	\$425,172.10
Parks, Playgrounds and Recreational Areas (14 Parks)	Playsouth, LLC	Bruce Street Park Playground - Playsouth	\$264,931.53
Parks, Playgrounds and Recreational Areas (14 Parks)	Playsouth, LLC	Washington Park Playground - Playsouth	\$227,466.90
Parks, Playgrounds and Recreational Areas (14 Parks)	Kompan	Princeton Park Playground - Kompan	\$199,676.42
Parks, Playgrounds and Recreational Areas (14 Parks)	Hasley Recreation and Design, Inc.	Shoal Creek 2 Park Playground - Hasley/Miracle/Playpower	\$369,551.13
Pools and Other Aquatic Facilities A&E Services	Pond & Company	NH Scott Environmental Consulting for Asbestos Pond	\$4,500.00
Pools and Other Aquatic Facilities A&E Services	Pond & Company	A&E Services for NH Scott Pool Renovations	\$198,252.00
NH Scott Park Pool Renovations and Upgrades	Romtec, Inc.	NH Scott Pool - Buildings - Romtec	\$2,885,000.00
Resurfacing Trails and Paved Areas	SD&C, Inc.	SDC On-Call Resurfacing Sidewalks and Roadways	\$621,026.92
Resurfacing Trails and Paved Areas	Autaco Development	Autaco On-Call Resurfacing Sidewalks and Roadways	\$63,730.60
Resurfacing Trails and Paved Areas	Autaco Development	Autaco On-Call Resurfacing Sidewalks and Roadways	\$292,445.55
Resurfacing Trails and Paved Areas	Autaco Development	Autaco On-Call Resurfacing Sidewalks and Roadways	\$165,354.15
Resurfacing Trails and Paved Areas	Autaco Development	Gresham Park Resurfacing - Rec Center	\$288,214.22
Resurfacing Trails and Paved Areas	DAF Concrete, Inc.	Gresham Park Resurfacing - Athletic Fields	\$433,763.00
Resurfacing Trails and Paved Areas	DAF Concrete, Inc.	Lithonia Park Resurfacing - Parking - DAF	\$83,983.44
Sugar Creek Golf and Tennis Center Action Plan	JOC Construction	Bridge Repair at Sugar Creek Golf Course	\$600,000.00
Sugar Creek Golf and Tennis Center Action Plan	Musco Sports Lighting, LLC	Purchase and installation of an automated lighting system	\$400,000.00
Tennis Court and Basketball Court Resurfacing	McGrath Industries dba Talbot Tennis	McGrath - Tennis Courts Repair and Replacements	\$1,024,256.00
Tennis Court and Basketball Court Resurfacing	McGrath Industries dba Talbot Tennis	McGrath - Basketball Courts Repair and Replacement	\$341,502.00
Tennis Court and Basketball Court Resurfacing	Signature Tennis Courts, Inc.	Signature - Tennis Courts Repair and Replacements	\$270,000.00
Stream Bank Restoration / Drainage and Stormwater Improvements	Autaco Development	Medlock Park Drainage Improvements Flood Repair	\$9,259.00
Stream Bank Restoration / Drainage and Stormwater Improvements	Autaco Development	Medlock Park Drainage Improvements	\$46,731.00
Stream Bank Restoration / Drainage and Stormwater Improvements	Bayne Development Group LLC	Bayne Development WD Thomson Park	\$744,474.77
Repairs to Courthouse Parking Deck	Kone, Inc.	Courthouse Parking Deck Elevator Repairs - Kone	\$615,903.35
Repairs to Courthouse Parking Deck	Matrix Engineering Group, Inc.	Courthouse Parking Deck Design - Matrix	\$359,220.00
Repairs to Courthouse Parking Deck	Restocon Corporation	Courthouse Parking Deck Improvements - Restacon	\$9,895,518.75

Project	Vendor	Contract Title	Current Contract Amount (Including CO's)
DeKalb County Court Building - HVAC Equipment Improvements	HVH Mechanical Partners LLC	DeKalb County Courthouse Admin Complex Chillers	\$910,000.00
DeKalb County Court Building - Elevator Modernization	Kone, Inc.	Kone Elevator and Escalator Maintenance	\$1,046,169.02
DeKalb County Court Building - Elevator Modernization	Kone, Inc.	Kone Elevator and Escalator Maintenance	\$49,523.38
DeKalb County Court Building - Security Improvements	Kone, Inc.	Courthouse Elevator Security - Kone	\$14,984.00
DeKalb County Court Building - Security Improvements	Southeastern Security Professional, LLC	Courthouse Security Equipment - Southeastern Security Professionals	\$561,653.65
DeKalb County Court Building - Security Improvements	Vapen Systems, Inc.	Vapen Systems Security Equipment	\$21,350.00
DeKalb County Court Building - Roof Repairs and Improvements	NBC National Building Contractors	Court Building Roof Repairs and Improvements	\$1,671,100.00
HVAC Repairs or Replacements at DeKalb County Senior Centers	Galgon HVAC & Mechanical Services, Inc.	Galgon HVAC & Mechanical Services On-Call Contract	\$212,871.40
HVAC Repairs or Replacements at DeKalb County Senior Centers	Galgon HVAC & Mechanical Services, Inc.	Galgon HVAC and Mechanical Service Inc.	\$9,651.88
HVAC Repairs or Replacements at DeKalb County Senior Centers	Mann Mechanical Company, LLC	Mann Mechanical Company Inc. HVAC On-call	\$13,324.00
HVAC Repairs or Replacements at DeKalb County Senior Centers	Mann Mechanical Company, LLC	Mann Mechanical Company Inc. HVAC On-call	\$19,849.00
HVAC Repairs or Replacements at DeKalb County Senior Centers	HVH Mechanical Partners LLC	HVH HVAC & Mechanical Services On-Call Contract	\$280,000.00
Roof Maintenance Repair and Replacement at DeKalb County Senior Centers	Hawk Construction	Hawk Construction Company Roof Repair On-Call	\$178,576.00
Elevator Repairs at DeKalb County Senior Centers	Kone, Inc.	Kone 30 Warren Street Senior Center Elevator Modernization	\$178,943.97
Elevator Repairs at DeKalb County Senior Centers	Kone, Inc.	Elevator Pit Restoration - Lou Walker Senior Center	\$9,600.00
Miscellaneous Repairs and Improvements at Dekalb County Senior Centers	ArtScape	Artscape Lou Walker Erosion Control	\$16,730.00
Miscellaneous Repairs and Improvements at Dekalb County Senior Centers	Hawk Construction	Concrete Slab Dumpster Enclosure at 25 Warren Senior Center	\$28,734.00
HVAC Repairs or Replacements at DeKalb County Health Care Facilities	Galgon HVAC & Mechanical Services, Inc.	Galgon HVAC & Mechanical Services On-Call Contract	\$723,186.29
HVAC Repairs or Replacements at DeKalb County Health Care Facilities	Mann Mechanical Company, LLC	Mann Mechanical Company Inc. On-Call HVAC	\$276,813.71
Dumbwaiter System at Decatur Main Library	Kone, Inc.	Kone Elevator and Escalator Maintenance	\$71,377.70
Roof Maintenance Repair and Replacement at DeKalb County Libraries	Hawk Construction	Roof Replacement - Flat Shoals Library	\$83,612.50
DeKalb County Libraries Restroom Renovations	Autaco Development	Autaco SPLOST/Library Restroom Renovations	\$1,345,010.00
DeKalb County Libraries Restroom Renovations	Autaco Development	SPLOST - Library Restroom Renovations Kissberg/Parker Fry	\$0.00
DeKalb County Libraries Restroom Renovations	Kissberg/Parker Fry JV, LLC	LIBRARY - Library Restroom Renovations Kissberg/Parker Fry	\$106,387.50
General Administrative	DeKalb County	DeKalb County Financial Analyst	\$465,575.87
General Administrative	Atlas Technical Consultants (ATC)	Unallocated Atlas Contract	\$0.00
General Administrative	Atlas Technical Consultants (ATC)	WA 13 DeKalb County SPLOST Program Management Services	\$1,451,333.71
General Administrative	Atlas Technical Consultants (ATC)	WA 13 DeKalb County SPLOST Program Management Services	\$638,680.14
General Administrative	Atlas Technical Consultants (ATC)	WA 13 DeKalb County SPLOST Program Management Services	\$340,897.00
General Administrative	Atlas Technical Consultants (ATC)	WA 4 Dekalb County SPLOST Program Management Services	\$342,083.20
General Administrative	Atlas Technical Consultants (ATC)	WA 4 Dekalb County SPLOST Program Management Services	\$150,511.11
General Administrative	Atlas Technical Consultants (ATC)	WA 4 Dekalb County SPLOST Program Management Services	\$80,744.92
General Administrative	Atlas Technical Consultants (ATC)	WA 5 Dekalb County SPLOST Program Management Services	\$73,500.00
General Administrative	Atlas Technical Consultants (ATC)	WA 10 Dekalb County SPLOST Program Management Services	\$693,778.47
General Administrative	Atlas Technical Consultants (ATC)	WA 10 Dekalb County SPLOST Program Management Services	\$305,240.47
General Administrative	Atlas Technical Consultants (ATC)	WA 10 Dekalb County SPLOST Program Management Services	\$163,715.57
General Administrative	Atlas Technical Consultants (ATC)	PM Transportation WA#16 CEI 1A.3 Phase Two SPLOST Resurfacing	\$466,185.80
General Administrative	Atlas Technical Consultants (ATC)	PM Transportation WA#17 ATC ROW 1C.5 Glenwood Road Sidewalk	\$261,700.00
General Administrative	Atlas Technical Consultants (ATC)	WA 15 DeKalb County SPLOST Program Management Services	\$166,400.00
General Administrative	Atlas Technical Consultants (ATC)	WA 18 DeKalb County SPLOST Program Management Services	\$163,000.00
General Administrative	Times Journal	Marietta Journal/Times Journal	\$3,840.00
General Administrative	La Vision	La Vision	\$4,200.00
General Administrative	The Champion Newspaper	The Champion Newspaper	\$4,671.24



Monthly Progress Report  
February 2024

Project	Vendor	Contract Title	Current Contract Amount (Including CO's)
General Administrative	On Common Ground	On Common Ground	\$4,720.00
General Administrative	Regency-Brentano, Inc.	SPLOST Oversight Committee Audio Video Transcription	\$9,180.00
General Administrative	The Atlanta Journal-Constitution	The Atlanta Journal-Constitution	\$7,856.00
General Administrative	The Atlanta Journal-Constitution	The Atlanta Journal-Constitution	\$7,856.00
General Administrative	The Atlanta Journal-Constitution	The Atlanta Journal-Constitution 2022 Advert	\$7,856.00
General Administrative	The Atlanta Journal-Constitution	The Atlanta Journal-Constitution 2023 Advert	\$17,048.40
General Administrative	Regency-Brentano, Inc.	Regency-Brentano, Inc. (Court Reporting Services) On-Call	\$4,218.50
General Administrative	Express Color	Express Color Printing Services On-Call	\$10,756.00
Total:			\$311,135,326.80



PROGRAM FINANCIAL DETAIL

	SPLOST Referendum Budget	Budget Authorized			Actual Expenditures			Available Balance			SPLOST Referendum Balance
		SPLOST	Other Sources	Total	SPLOST	Other Sources	Total	SPLOST	Other Sources	Total	
<b>1 DeKalb County SPLOST</b>	<b>\$388,042,978</b>	<b>\$320,668,495</b>	<b>\$51,281,997</b>	<b>\$371,950,492</b>	<b>\$163,793,581</b>	<b>\$31,435,828</b>	<b>\$195,229,409</b>	<b>\$156,874,914</b>	<b>\$19,846,169</b>	<b>\$176,721,083</b>	<b>\$67,374,482</b>
<b>1.1 1 - Transportation Purposes</b>	<b>\$240,257,747</b>	<b>\$205,315,012</b>	<b>\$43,868,403</b>	<b>\$249,183,415</b>	<b>\$105,180,730</b>	<b>\$25,208,181</b>	<b>\$130,388,910</b>	<b>\$100,134,283</b>	<b>\$18,660,222</b>	<b>\$118,794,505</b>	<b>\$34,942,734</b>
<b>1.1.1 1A - Road Resurfacing</b>	<b>\$151,250,000</b>	<b>\$144,639,276</b>	<b>\$25,660,139</b>	<b>\$170,299,415</b>	<b>\$81,245,494</b>	<b>\$16,100,061</b>	<b>\$97,345,556</b>	<b>\$63,393,781</b>	<b>\$9,560,078</b>	<b>\$72,953,859</b>	<b>\$6,610,724</b>
<b>1.1.1.1 1A.1 - 2018 LMIG Resurfacing</b>		<b>\$2,499,307</b>	<b>\$5,384,911</b>	<b>\$7,884,218</b>	<b>\$2,499,307</b>	<b>\$5,384,911</b>	<b>\$7,884,218</b>	<b>\$0</b>	<b>\$0</b>	<b>\$0</b>	
1A.1 2018 LMIG Resurfacing	\$2,499,307	\$2,499,307	\$5,384,911	\$7,884,218	\$2,499,307	\$5,384,911	\$7,884,218	\$0	\$0	\$0	\$0
1A.1.1 2018 LMIG Resurfacing Construction Pittman		\$2,499,307	\$5,384,911	\$7,884,218	\$2,499,307	\$5,384,911	\$7,884,218	\$0	\$0	\$0	
<b>1.1.1.2 1A.2 - Phase One SPLOST Resurfacing</b>		<b>\$35,927,922</b>	<b>\$0</b>	<b>\$35,927,922</b>	<b>\$35,470,643</b>		<b>\$35,470,643</b>	<b>\$457,278</b>	<b>\$0</b>	<b>\$457,278</b>	
1A.2 Phase One SPLOST Resurfacing	\$35,927,922	\$35,927,922	\$0	\$35,927,922	\$35,470,643		\$35,470,643	\$457,278		\$457,278	\$0
1A.2.1 Phase One SPLOST Resurfacing (A) CW Matthews		\$12,955,725	\$0	\$12,955,725	\$12,878,348		\$12,878,348	\$77,377		\$77,377	
1A.2.2 Phase One SPLOST Resurfacing (B) Pittman		\$12,824,989	\$0	\$12,824,989	\$12,580,274		\$12,580,274	\$244,715		\$244,715	
1A.2.3 Phase One SPLOST Resurfacing (C) Pittman		\$10,147,207	\$0	\$10,147,207	\$10,012,021		\$10,012,021	\$135,186		\$135,186	
<b>1.1.1.3 1A.3 - Phase Two SPLOST Resurfacing</b>		<b>\$37,588,827</b>	<b>\$0</b>	<b>\$37,588,827</b>	<b>\$16,621,877</b>		<b>\$16,621,877</b>	<b>\$20,966,950</b>	<b>\$0</b>	<b>\$20,966,950</b>	
1A.3 Phase Two SPLOST Resurfacing		\$37,588,827	\$0	\$37,588,827	\$16,621,877		\$16,621,877	\$20,966,950		\$20,966,950	
1A.3.1 Phase Two SPLOST Resurfacing (A)		\$22,483,779	\$0	\$22,483,779	\$4,435,125		\$4,435,125	\$18,048,653		\$18,048,653	
1A.3.2 Phase Two SPLOST Resurfacing (B)		\$15,105,048	\$0	\$15,105,048	\$12,186,752		\$12,186,752	\$2,918,297		\$2,918,297	
<b>1.1.1.4 1A.4 - Rockbridge Road Roadway Stabilization</b>		<b>\$1,000,000</b>	<b>\$0</b>	<b>\$1,000,000</b>	<b>\$1,000,000</b>		<b>\$1,000,000</b>	<b>\$0</b>	<b>\$0</b>	<b>\$0</b>	
1A.4 Rockbridge Road Roadway Stabilization	\$1,000,000	\$1,000,000	\$0	\$1,000,000	\$1,000,000		\$1,000,000	\$0		\$0	\$0
1A.4.1 Rockbridge Road Roadway Stabilization		\$1,000,000	\$0	\$1,000,000	\$1,000,000		\$1,000,000	\$0		\$0	
<b>1.1.1.5 1A.5 - 2019 LMIG Resurfacing</b>		<b>\$7,438,037</b>	<b>\$4,116,632</b>	<b>\$11,554,669</b>	<b>\$7,438,037</b>	<b>\$4,116,632</b>	<b>\$11,554,669</b>	<b>\$0</b>	<b>\$0</b>	<b>\$0</b>	
1A.5 2019 LMIG Resurfacing		\$7,438,037	\$4,116,632	\$11,554,669	\$7,438,037	\$4,116,632	\$11,554,669	\$0	\$0	\$0	
1A.5.1 2019 LMIG Resurfacing		\$0	\$0	\$0							
<b>1.1.1.8 1A.8 - Advance Patching / Pothole Repair</b>		<b>\$500,000</b>	<b>\$0</b>	<b>\$500,000</b>	<b>\$342,542</b>		<b>\$342,542</b>	<b>\$157,458</b>	<b>\$0</b>	<b>\$157,458</b>	
1A.8 Advance Patching / Pothole Repair	\$500,000	\$500,000	\$0	\$500,000	\$342,542		\$342,542	\$157,458		\$157,458	\$0
1A.8.1 Advance Patching / Pothole Repair (A) A&S		\$166,667	\$0	\$166,667	\$142,550		\$142,550	\$24,117		\$24,117	
1A.8.2 Advance Patching / Pothole Repair (B) Greenway One		\$166,667	\$0	\$166,667	\$55,761		\$55,761	\$110,906		\$110,906	
1A.8.3 Advance Patching / Pothole Repair (C) HEH Paving		\$166,666	\$0	\$166,666	\$144,231		\$144,231	\$22,435		\$22,435	
<b>1.1.1.9 1A.9 - 2020 LMIG Resurfacing</b>		<b>\$7,271,113</b>	<b>\$4,204,862</b>	<b>\$11,475,975</b>	<b>\$7,271,113</b>	<b>\$4,204,862</b>	<b>\$11,475,975</b>	<b>\$0</b>	<b>\$0</b>	<b>\$0</b>	
1A.9 2020 LMIG Resurfacing		\$7,271,113	\$4,204,862	\$11,475,975	\$7,271,113	\$4,204,862	\$11,475,975	\$0	\$0	\$0	

\* Actual Expenditures are based on submitted invoices



# Monthly Progress Report February 2024

	SPLOST Referendum Budget	Budget Authorized			Actual Expenditures			Available Balance			SPLOST Referendum Balance
		SPLOST	Other Sources	Total	SPLOST	Other Sources	Total	SPLOST	Other Sources	Total	
1A.9.1 2020 LMIG Resurfacing		\$0	\$0	\$0							
<b>1.1.1.10 1A.10 - 2021 LMIG Resurfacing</b>		<b>\$11,041,777</b>	<b>\$3,861,331</b>	<b>\$14,903,108</b>	<b>\$1,048,676</b>	<b>\$456,632</b>	<b>\$1,505,308</b>	<b>\$9,993,101</b>	<b>\$3,404,699</b>	<b>\$13,397,800</b>	
1A.10 2021 LMIG Resurfacing		\$11,041,777	\$3,861,331	\$14,903,108	\$1,048,676	\$456,632	\$1,505,308	\$9,993,101	\$3,404,699	\$13,397,800	
<b>1.1.1.11 1A.11 - 2022 LMIG Resurfacing</b>		<b>\$19,764,564</b>	<b>\$4,007,456</b>	<b>\$23,772,020</b>	<b>\$9,553,299</b>	<b>\$1,937,024</b>	<b>\$11,490,323</b>	<b>\$10,211,264</b>	<b>\$2,070,433</b>	<b>\$12,281,697</b>	
1A.11 2022 LMIG Resurfacing		\$19,764,564	\$4,007,456	\$23,772,020	\$9,553,299	\$1,937,024	\$11,490,323	\$10,211,264	\$2,070,433	\$12,281,697	
<b>1.1.1.12 1A.12 - 2023 LMIG Resurfacing</b>		<b>\$21,607,730</b>	<b>\$4,084,946</b>	<b>\$25,692,676</b>				<b>\$21,607,730</b>	<b>\$4,084,946</b>	<b>\$25,692,676</b>	
1A.12 2023 LMIG Resurfacing		\$21,607,730	\$4,084,946	\$25,692,676				\$21,607,730	\$4,084,946	\$25,692,676	
<b>1.1.2 1B - Federal and State Transportation Project Matching Funds for Transportation Purposes</b>	<b>\$25,550,000</b>	<b>\$25,394,286</b>	<b>\$17,725,964</b>	<b>\$43,120,250</b>	<b>\$8,346,045</b>	<b>\$9,075,819</b>	<b>\$17,421,865</b>	<b>\$17,048,241</b>	<b>\$8,650,145</b>	<b>\$25,698,386</b>	<b>\$155,713</b>
1B.1.1 Utility Work on Rockbridge Rd 20% Match		\$75,576	\$0	\$75,576	\$75,576		\$75,576	\$0		\$0	
1B.1.2 Rockbridge Road Stormwater Pond Retrofit		\$175,000	\$175,000	\$350,000		\$174,472	\$174,472	\$175,000	\$528	\$175,528	
1B.1.4 Rockbridge Road Streetscape		\$2,417,186	\$2,744,082	\$5,161,267	\$2,041,882	\$2,426,939	\$4,468,821	\$375,304	\$317,143	\$692,447	
<b>1.1.2.1 1B.1 - Rockbridge Road from Allgood Rd to Rowland Rd</b>											
1B.1 Rockbridge Road from Allgood Rd to Rowland Rd	\$901,451	\$2,667,761	\$2,919,082	\$5,586,843	\$2,117,457	\$2,601,411	\$4,718,868	\$550,304	\$317,671	\$867,975	(\$1,766,310)
<b>1.1.2.2 1B.2 - Flat Shoals, Henderson, Salem Roads Sidewalks</b>		<b>\$3,408,258</b>	<b>\$4,276,145</b>	<b>\$7,684,403</b>	<b>\$3,310,463</b>	<b>\$3,977,442</b>	<b>\$7,287,905</b>	<b>\$97,794</b>	<b>\$298,704</b>	<b>\$396,498</b>	
1B.2 Flat Shoals, Henderson, Salem Roads Sidewalks		\$3,408,258	\$4,276,145	\$7,684,403	\$3,310,463	\$3,977,442	\$7,287,905	\$97,794	\$298,704	\$396,498	
<b>1.1.2.3 1B.3 - South River Trail Phase 5</b>		<b>\$1,991,206</b>	<b>\$1,820,000</b>	<b>\$3,811,206</b>	<b>\$1,991,206</b>	<b>\$1,820,000</b>	<b>\$3,811,206</b>	<b>\$0</b>	<b>\$0</b>	<b>\$0</b>	
1B.3 South River Trail Phase 5 (Michelle Obama Trail)		\$1,991,206	\$1,820,000	\$3,811,206	\$1,991,206	\$1,820,000	\$3,811,206	\$0	\$0	\$0	
<b>1.1.2.4 1B.4 - A/E Services for Transportation (On-Call)</b>		<b>\$1,603,440</b>	<b>\$25,986</b>	<b>\$1,629,426</b>	<b>\$322,935</b>	<b>\$25,986</b>	<b>\$348,920</b>	<b>\$1,280,505</b>	<b>\$0</b>	<b>\$1,280,505</b>	
1B.4 A/E Services for Transportation (On-Call)	\$1,105,200	\$1,603,440	\$25,986	\$1,629,426	\$322,935	\$25,986	\$348,920	\$1,280,505	\$0	\$1,280,505	(\$498,239)
<b>1.1.2.4.1 1B.4.1 - Kensington Trail Phase 1 - Concept Design</b>		<b>\$1,476,803</b>	<b>\$0</b>	<b>\$1,476,803</b>	<b>\$306,190</b>		<b>\$306,190</b>	<b>\$1,170,613</b>	<b>\$0</b>	<b>\$1,170,613</b>	
1B.4.1 1B.4.1 Kensington Trail Phase 1 - Concept Design		\$1,476,803	\$0	\$1,476,803	\$306,190		\$306,190	\$1,170,613		\$1,170,613	
<b>1.1.2.4.2 1B.4.2 - DeKalb Quiet Zone CSX Crossing</b>		<b>\$47,768</b>	<b>\$25,986</b>	<b>\$73,753</b>	<b>\$16,745</b>	<b>\$25,986</b>	<b>\$42,730</b>	<b>\$31,023</b>	<b>\$0</b>	<b>\$31,023</b>	
1B.4.2 1B.4.2 DeKalb Avenue Quiet Zone CSX Crossing		\$47,768	\$25,986	\$73,753	\$16,745	\$25,986	\$42,730	\$31,023	\$0	\$31,023	
<b>1.1.2.4.3 1B.4.3 - Frazier Road Bridge Evaluation and Sidewalk Concept</b>		<b>\$78,869</b>	<b>\$0</b>	<b>\$78,869</b>				<b>\$78,869</b>	<b>\$0</b>	<b>\$78,869</b>	
1B.4.3 1B.4.3 Frazier Road Bridge Evaluation and Sidewalk Concept		\$78,869	\$0	\$78,869				\$78,869		\$78,869	

\* Actual Expenditures are based on submitted invoices



	SPLOST Referendum Budget	Budget Authorized			Actual Expenditures			Available Balance			SPLOST Referendum Balance
		SPLOST	Other Sources	Total	SPLOST	Other Sources	Total	SPLOST	Other Sources	Total	
<b>1.1.2.5 1B.5 - North Druid Hills Road/Valley Brook Road Corridor</b>		<b>\$154,000</b>	<b>\$320,000</b>	<b>\$474,000</b>	<b>\$154,000</b>	<b>\$320,000</b>	<b>\$474,000</b>	<b>\$0</b>	<b>\$0</b>	<b>\$0</b>	
1B.5 North Druid Hills Road/Valley Brook Road Corridor Study		\$154,000	\$320,000	\$474,000	\$154,000	\$320,000	\$474,000	\$0	\$0	\$0	
<b>1.1.2.6 1B.6 - South River Trail Extension</b>		<b>\$160,000</b>	<b>\$640,000</b>	<b>\$800,000</b>				<b>\$160,000</b>	<b>\$640,000</b>	<b>\$800,000</b>	
1B.6 South River Trail Extension Phase VI (Crestdale Circle to near Boulder Walk Drive)		\$160,000	\$640,000	\$800,000				\$160,000	\$640,000	\$800,000	
<b>1.1.2.7 1B.7 - East Rock Springs Road Roundabout</b>		<b>\$325,000</b>	<b>\$400,000</b>	<b>\$725,000</b>	<b>\$127,330</b>		<b>\$127,330</b>	<b>\$197,670</b>	<b>\$400,000</b>	<b>\$597,670</b>	
1B.7 East Rock Springs Road Roundabout		\$325,000	\$400,000	\$725,000	\$127,330		\$127,330	\$197,670	\$400,000	\$597,670	
<b>1.1.2.8 1B.8 - 2021 LMIG Pavement Marking Safety Upgrades</b>		<b>\$175,000</b>	<b>\$175,255</b>	<b>\$350,255</b>	<b>\$129,212</b>	<b>\$168,085</b>	<b>\$297,297</b>	<b>\$45,788</b>	<b>\$7,170</b>	<b>\$52,958</b>	
1B.8 2021 LMIG Pavement Marking Safety Upgrades		\$175,000	\$175,255	\$350,255	\$129,212	\$168,085	\$297,297	\$45,788	\$7,170	\$52,958	
1B.8.1 Cedar Grove Road Pavement Marking Safety Upgrades		\$0	\$0	\$0							
1B.8.10 Wesley Chapel Road Pavement Marking Safety Upgrades		\$0	\$0	\$0							
1B.8.11 Bouldercrest Road Pavement Marking Safety Upgrades		\$0	\$0	\$0							
1B.8.12 East Conley Road Pavement Marking Safety Upgrades		\$0	\$0	\$0							
1B.8.13 Northern Avenue Pavement Marking Safety Upgrades		\$0	\$0	\$0							
1B.8.2 Chamblee Tucker Road Pavement Marking Safety Upgrades		\$0	\$0	\$0							
1B.8.3 Henrico Road Pavement Marking Safety Upgrades		\$0	\$0	\$0							
1B.8.4 Moore Road Pavement Marking Safety Upgrades		\$0	\$0	\$0							
1B.8.5 Pleasantdale Road Pavement Marking Safety Upgrades		\$0	\$0	\$0							
1B.8.6 Pleasant Hill Road Pavement Marking Safety Upgrades		\$0	\$0	\$0							
1B.8.7 Rockbridge Road Pavement Marking Safety Upgrades		\$0	\$0	\$0							
1B.8.8 South Deshon Road Pavement Marking Safety Upgrades		\$0	\$0	\$0							
1B.8.9 Stephenson Road Pavement Marking Safety Upgrades		\$0	\$0	\$0							
<b>1.1.2.9 1B.9 - Constitution Road Freight Corridor Operational and Safety Improvements - Phase 1</b>		<b>\$3,614,622</b>	<b>\$1,200,000</b>	<b>\$4,814,622</b>	<b>\$3,000</b>		<b>\$3,000</b>	<b>\$3,611,622</b>	<b>\$1,200,000</b>	<b>\$4,811,622</b>	





Monthly Progress Report  
February 2024

	SPLOST Referendum Budget	Budget Authorized			Actual Expenditures			Available Balance			SPLOST Referendum Balance
		SPLOST	Other Sources	Total	SPLOST	Other Sources	Total	SPLOST	Other Sources	Total	
1B.9 Constitution Road Freight Corridor Operational and Safety Improvements - Phase 1		\$3,614,622	\$1,200,000	\$4,814,622	\$3,000		\$3,000	\$3,611,622	\$1,200,000	\$4,811,622	
<b>1.1.2.10 1B.10 - North Druid Hills Road at CSX Railroad Bridge Replacement Design</b>		<b>\$180,000</b>	<b>\$720,000</b>	<b>\$900,000</b>				<b>\$180,000</b>	<b>\$720,000</b>	<b>\$900,000</b>	
1B.10 North Druid Hills Road at CSX Railroad Bridge Replacement		\$180,000	\$720,000	\$900,000				\$180,000	\$720,000	\$900,000	
<b>1.1.2.11 1B.11 - Panola Road Improvements</b>		<b>\$4,837,500</b>	<b>\$144,497</b>	<b>\$4,981,997</b>	<b>\$144,497</b>	<b>\$144,497</b>	<b>\$288,993</b>	<b>\$4,693,004</b>	<b>\$0</b>	<b>\$4,693,004</b>	
1B.11 Panola Road Improvements		\$4,837,500	\$144,497	\$4,981,997	\$144,497	\$144,497	\$288,993	\$4,693,004	\$0	\$4,693,004	
<b>1.1.2.12 1B.12 - South River Trail Extension (Waldrop Rd to MLK HS) Study</b>		<b>\$50,000</b>	<b>\$200,000</b>	<b>\$250,000</b>				<b>\$50,000</b>	<b>\$200,000</b>	<b>\$250,000</b>	
1B.12 South River Trail Extension (Waldrop Rd to MLK HS) Study		\$50,000	\$200,000	\$250,000				\$50,000	\$200,000	\$250,000	
<b>1.1.2.13 1B.13 - Redan Road Safety and Operations Improvements Study</b>		<b>\$80,000</b>	<b>\$320,000</b>	<b>\$400,000</b>	<b>\$4,600</b>	<b>\$18,400</b>	<b>\$23,000</b>	<b>\$75,400</b>	<b>\$301,600</b>	<b>\$377,000</b>	
1B.13 Redan Road Safety and Operations Improvements Study		\$80,000	\$320,000	\$400,000	\$4,600	\$18,400	\$23,000	\$75,400	\$301,600	\$377,000	
<b>1.1.2.14 1B.14 - Orion Drive Bridge Upgrade/Replacement</b>		<b>\$150,000</b>	<b>\$500,000</b>	<b>\$650,000</b>	<b>\$37,345</b>		<b>\$37,345</b>	<b>\$112,655</b>	<b>\$500,000</b>	<b>\$612,655</b>	
1B.14 Orion Drive Bridge Upgrade / Replacement		\$150,000	\$500,000	\$650,000	\$37,345		\$37,345	\$112,655	\$500,000	\$612,655	
<b>1.1.2.15 1B.15 - Cedar Grove Bridge Replacement (Funding)</b>		<b>\$4,861,691</b>	<b>\$935,000</b>	<b>\$5,796,691</b>				<b>\$4,861,691</b>	<b>\$935,000</b>	<b>\$5,796,691</b>	
1B.15 Cedar Grove Bridge Replacement		\$4,861,691	\$935,000	\$5,796,691				\$4,861,691	\$935,000	\$5,796,691	
<b>1.1.2.16 1B.16 - Pleasantdale Road Pedestrian Improvements Design</b>		<b>\$150,000</b>	<b>\$600,000</b>	<b>\$750,000</b>	<b>\$2,000</b>		<b>\$2,000</b>	<b>\$148,000</b>	<b>\$600,000</b>	<b>\$748,000</b>	
1B.16 Pleasantdale Road Pedestrian Improvements Design		\$150,000	\$600,000	\$750,000	\$2,000		\$2,000	\$148,000	\$600,000	\$748,000	
<b>1.1.2.17 1B.17 - Flat Shoals Parkway Sidewalk Design</b>		<b>\$200,000</b>	<b>\$800,000</b>	<b>\$1,000,000</b>	<b>\$2,000</b>		<b>\$2,000</b>	<b>\$198,000</b>	<b>\$800,000</b>	<b>\$998,000</b>	
1B.17 Flat Shoals Parkway Sidewalk Design		\$200,000	\$800,000	\$1,000,000	\$2,000		\$2,000	\$198,000	\$800,000	\$998,000	
<b>1.1.2.18 1B.18 - 2023 LMIG Pavement Marking Safety Upgrades</b>		<b>\$200,000</b>	<b>\$230,000</b>	<b>\$430,000</b>				<b>\$200,000</b>	<b>\$230,000</b>	<b>\$430,000</b>	
1B.18 2023 LMIG Pavement Marking Safety Upgrades		\$200,000	\$230,000	\$430,000				\$200,000	\$230,000	\$430,000	
1B.18.1 North Hairston Road Pavement Marking Safety Upgrades		\$0	\$0	\$0							
1B.18.2 Shallowford Road Pavement Marking Safety Upgrades		\$0	\$0	\$0							



	SPLOST Referendum Budget	Budget Authorized			Actual Expenditures			Available Balance			SPLOST Referendum Balance
		SPLOST	Other Sources	Total	SPLOST	Other Sources	Total	SPLOST	Other Sources	Total	
1B.18.3 South Stone Mountain Lithonia Rd Pavement Marking Safety Upgrades		\$0	\$0	\$0							
1B.18.4 Wesley Chapel Road Pavement Marking Safety Upgrades		\$0	\$0	\$0							
<b>1.1.2.19 1B.19 - Briarcliff Road Rectangular Rapid Flashing Beacon Crosswalks</b>		<b>\$180,808</b>	<b>\$0</b>	<b>\$180,808</b>				<b>\$180,808</b>	<b>\$0</b>	<b>\$180,808</b>	
1B.19 Briarcliff Road Rectangular Rapid Flashing Beacon Crosswalks		\$180,808	\$0	\$180,808				\$180,808		\$180,808	
<b>1.1.2.20 1B.20 - Michelle Obama Trail Extension</b>		<b>\$405,000</b>	<b>\$1,500,000</b>	<b>\$1,905,000</b>				<b>\$405,000</b>	<b>\$1,500,000</b>	<b>\$1,905,000</b>	
1B.20 Michelle Obama Trail Extension		\$405,000	\$1,500,000	\$1,905,000				\$405,000	\$1,500,000	\$1,905,000	
<b>1.1.3 1C - Pedestrian Improvements</b>	<b>\$14,450,000</b>	<b>\$6,617,627</b>	<b>\$300,000</b>	<b>\$6,917,627</b>	<b>\$1,934,336</b>		<b>\$1,934,336</b>	<b>\$4,683,291</b>	<b>\$300,000</b>	<b>\$4,983,291</b>	<b>\$7,832,373</b>
1C Pedestrian Improvements		\$3,000,000	\$300,000	\$3,300,000				\$3,000,000	\$300,000	\$3,300,000	
<b>1.1.3.1 1C.1 - Pedestrian Improvements Phase 1 and Phase 2</b>		<b>\$1,000,000</b>	<b>\$0</b>	<b>\$1,000,000</b>	<b>\$858,137</b>		<b>\$858,137</b>	<b>\$141,863</b>	<b>\$0</b>	<b>\$141,863</b>	
1C.1 Pedestrian Improvements (Ph. 1 and 2)	\$14,450,000	\$1,000,000	\$0	\$1,000,000	\$858,137		\$858,137	\$141,863		\$141,863	\$13,449,999
1C.1.1 Phase One Pedestrian Improvements (A) Autaco		\$288,123	\$0	\$288,123	\$288,123		\$288,123	\$0		\$0	
1C.1.2 Phase One Pedestrian Improvements (B) SD&C		\$148,915	\$0	\$148,915	\$148,915		\$148,915	\$0		\$0	
1C.1.3 Phase Two Pedestrian Improvements (A) Autaco		\$205,840	\$0	\$205,840	\$197,282		\$197,282	\$8,558		\$8,558	
1C.1.4 Phase Two Pedestrian Improvements (B) SD&C		\$255,411	\$0	\$255,411	\$223,817		\$223,817	\$31,594		\$31,594	
1C.1.99 Pedestrian Improvements Unallocated		\$101,711	\$0	\$101,711				\$101,711		\$101,711	
<b>1.1.3.3 1C.3 - South Fork Peachtree Creek Trail/Old Clairmont Road</b>		<b>\$20,720</b>	<b>\$0</b>	<b>\$20,720</b>	<b>\$20,720</b>		<b>\$20,720</b>	<b>\$0</b>	<b>\$0</b>	<b>\$0</b>	
1C.3 South Fork Peachtree Creek Trail/Old Clairmont Road		\$20,720	\$0	\$20,720	\$20,720		\$20,720	\$0		\$0	
<b>1.1.3.4 1C.4 - A/E Services for Transportation (On-Call)</b>		<b>\$993,527</b>	<b>\$0</b>	<b>\$993,527</b>	<b>\$220,591</b>		<b>\$220,591</b>	<b>\$772,936</b>	<b>\$0</b>	<b>\$772,936</b>	
1C.4 A/E Services for Transportation (On-Call)		\$993,527	\$0	\$993,527	\$220,591		\$220,591	\$772,936		\$772,936	
<b>1.1.3.4.1 1C.4.1 GDOT Off-System Safety Improvements at 11 Locations</b>		<b>\$93,330</b>	<b>\$0</b>	<b>\$93,330</b>	<b>\$87,130</b>		<b>\$87,130</b>	<b>\$6,200</b>	<b>\$0</b>	<b>\$6,200</b>	
1C.4.1 GDOT Off-System Safety Improvements at 11 Locations		\$93,330	\$0	\$93,330	\$87,130		\$87,130	\$6,200		\$6,200	
<b>1.1.3.4.2 1C.4.2 Snapfinger Woods Drive Sidewalk Concept</b>		<b>\$205,900</b>	<b>\$0</b>	<b>\$205,900</b>	<b>\$109,232</b>		<b>\$109,232</b>	<b>\$96,668</b>	<b>\$0</b>	<b>\$96,668</b>	
1C.4.2 Snapfinger Woods Drive Sidewalk Concept Alternatives		\$205,900	\$0	\$205,900	\$109,232		\$109,232	\$96,668		\$96,668	



# Monthly Progress Report February 2024

	SPLOST Referendum Budget	Budget Authorized			Actual Expenditures			Available Balance			SPLOST Referendum Balance
		SPLOST	Other Sources	Total	SPLOST	Other Sources	Total	SPLOST	Other Sources	Total	
<b>1.1.3.4.3 1C.4.3 Pedestrian Crossings at Three Locations (Central Dr, Indian Creek Way, Redan Rd)</b>		\$34,680	\$0	\$34,680	\$24,229		\$24,229	\$10,451	\$0	\$10,451	
1C.4.3 Pedestrian Crossings at Three Locations (Central Dr, Indian Creek Way, Redan Rd)		\$34,680	\$0	\$34,680	\$24,229		\$24,229	\$10,451		\$10,451	
<b>1.1.3.4.99 1C.4.99 A/E Services for Transportation Unallocated</b>		\$659,617	\$0	\$659,617				\$659,617	\$0	\$659,617	
1C.4.99 A/E Services for Transportation Unallocated		\$659,617	\$0	\$659,617				\$659,617		\$659,617	
<b>1.1.3.5 1C.5 - Glenwood Road Sidewalk Phase 3</b>		\$1,078,248	\$0	\$1,078,248	\$380,632		\$380,632	\$697,616	\$0	\$697,616	
1C.5 Glenwood Road Sidewalk Ph. 3		\$1,078,248	\$0	\$1,078,248	\$380,632		\$380,632	\$697,616		\$697,616	
<b>1.1.3.6 1C.6 McAfee Road Sidewalk</b>		\$525,132	\$0	\$525,132	\$454,256		\$454,256	\$70,876	\$0	\$70,876	
1C.6 McAfee Road Sidewalk		\$525,132	\$0	\$525,132	\$454,256		\$454,256	\$70,876		\$70,876	
<b>1.1.4 1D - Transportation Enhancements</b>	\$9,000,000	\$1,923,287	\$150,000	\$2,073,287	\$1,313,246		\$1,313,246	\$610,040	\$150,000	\$760,040	\$7,076,713
1D.1 N. Clarendon at East Ponce Railroad Pre-emption		\$0	\$0	\$0							
1D.2 TDB		\$0	\$0	\$0							
<b>1.1.4.3 1D.3 - A/E Services for Transportation (On-Call)</b>		\$431,086	\$150,000	\$581,086	\$350,621		\$350,621	\$80,465	\$150,000	\$230,465	
1D.3 A/E Services for Transportation (On-Call)		\$431,086	\$150,000	\$581,086	\$350,621		\$350,621	\$80,465	\$150,000	\$230,465	
1D.3.99 1D.3.99 A/E Services for Transportation (On-Call) Unallocated		\$0	\$0	\$0							
<b>1.1.4.3.1 1D.3.1 Stewart Mill Rd at Bermuda Rd Roundabout Design</b>		\$365,386	\$150,000	\$515,386	\$330,568		\$330,568	\$34,818	\$150,000	\$184,818	
1D.3.1 Stewart Mill Rd at Bermuda Rd Roundabout Design		\$365,386	\$150,000	\$515,386	\$330,568		\$330,568	\$34,818	\$150,000	\$184,818	
<b>1.1.4.3.2 1D.3.2 Rockbridge Road Mini Roundabout Concept</b>		\$65,700	\$0	\$65,700	\$20,053		\$20,053	\$45,647	\$0	\$45,647	
1D.3.2 Rockbridge Road Mini Roundabout Concept		\$65,700	\$0	\$65,700	\$20,053		\$20,053	\$45,647		\$45,647	
<b>1.1.4.4 1D.4 Cedar Grove Bridge Detour Route Improvements</b>		\$245,000	\$0	\$245,000	\$230,247		\$230,247	\$14,753	\$0	\$14,753	
1D.4 Cedar Grove Road Bridge Detour Route Improvements		\$245,000	\$0	\$245,000	\$230,247		\$230,247	\$14,753		\$14,753	
<b>1.1.4.5 1D.5 North Decatur Road Improvements</b>		\$1,247,201	\$0	\$1,247,201	\$732,378		\$732,378	\$514,823	\$0	\$514,823	
1D.5 North Decatur Road Improvements		\$1,247,201	\$0	\$1,247,201	\$732,378		\$732,378	\$514,823		\$514,823	
<b>1.1.5 1E - Multi Use Trails</b>	\$7,000,000	\$3,467,452	\$0	\$3,467,452	\$152,154		\$152,154	\$3,315,298	\$0	\$3,315,298	\$3,532,547
1E.2 North Fork Peachtree Creek Trail Alignment Study		\$0	\$0	\$0							

\* Actual Expenditures are based on submitted invoices

	SPLOST Referendum Budget	Budget Authorized			Actual Expenditures			Available Balance			SPLOST Referendum Balance
		SPLOST	Other Sources	Total	SPLOST	Other Sources	Total	SPLOST	Other Sources	Total	
1E.3 South River Trail Connection		\$0	\$0	\$0							
1E.4 Ready Mix Concrete for Multi Use Trails		\$0	\$0	\$0							
<b>1.1.5.1 1E.1 - South Peachtree Creek Trail Feasibility Study</b>		<b>\$30,700</b>	<b>\$0</b>	<b>\$30,700</b>	<b>\$29,535</b>		<b>\$29,535</b>	<b>\$1,165</b>	<b>\$0</b>	<b>\$1,165</b>	
1E.1 South Peachtree Creek Trail Feasibility Study		\$30,700	\$0	\$30,700	\$29,535		\$29,535	\$1,165		\$1,165	
<b>1.1.5.5 1E.5 - A/E Services for Transportation (On-Call)</b>		<b>\$936,752</b>	<b>\$0</b>	<b>\$936,752</b>	<b>\$101,244</b>		<b>\$101,244</b>	<b>\$835,508</b>	<b>\$0</b>	<b>\$835,508</b>	
1E.5 A/E Services for Transportation (On-Call)		\$936,752	\$0	\$936,752	\$101,244		\$101,244	\$835,508		\$835,508	
<b>1.1.5.6 1E.6 - Old Castle Multi-Use Trail</b>		<b>\$2,500,000</b>	<b>\$0</b>	<b>\$2,500,000</b>	<b>\$21,375</b>		<b>\$21,375</b>	<b>\$2,478,625</b>	<b>\$0</b>	<b>\$2,478,625</b>	
1E.6 Old Castle Multi-Use Trail (S. River Trail Phase 7)		\$2,500,000	\$0	\$2,500,000	\$21,375		\$21,375	\$2,478,625		\$2,478,625	
<b>1.1.6 1F - Bridge Repairs and Improvements</b>	<b>\$7,000,000</b>	<b>\$7,000,000</b>	<b>\$32,300</b>	<b>\$7,032,300</b>	<b>\$666,220</b>	<b>\$32,300</b>	<b>\$698,520</b>	<b>\$6,333,780</b>	<b>\$0</b>	<b>\$6,333,780</b>	<b>\$0</b>
1F.1 Park Drive Bridge Replacement		\$0	\$0	\$0							
1F.2 Panthersville Road Bridge Repair		\$0	\$0	\$0							
1F.3 Waldrop Road Bridge Repair		\$0	\$0	\$0							
1F.4 Presidential Drive Bridge Repair		\$0	\$0	\$0							
1F.5 Rainbow Drive Bridge Repair		\$0	\$0	\$0							
<b>1.1.6.6 1F.6 - A/E Services for Transportation (On-Call)</b>		<b>\$302,700</b>	<b>\$32,300</b>	<b>\$335,000</b>	<b>\$293,938</b>	<b>\$32,300</b>	<b>\$326,238</b>	<b>\$8,762</b>	<b>\$0</b>	<b>\$8,762</b>	
1F.6 A/E Services for Transportation (On-Call) (Cedar Grove Bridge Prel. Design)		\$302,700	\$32,300	\$335,000	\$293,938	\$32,300	\$326,238	\$8,762	\$0	\$8,762	
<b>1.1.6.7 1F.7 - Cedar Grove Road Bridge Design-Build</b>		<b>\$6,697,300</b>	<b>\$0</b>	<b>\$6,697,300</b>	<b>\$372,282</b>		<b>\$372,282</b>	<b>\$6,325,018</b>	<b>\$0</b>	<b>\$6,325,018</b>	
1F.7 Cedar Grove Road Bridge Design-Build		\$6,697,300	\$0	\$6,697,300	\$372,282		\$372,282	\$6,325,018		\$6,325,018	
<b>1.1.7 1G - Sidewalks to Schools, Transit, and Other Locations</b>	<b>\$4,000,000</b>	<b>\$337,277</b>	<b>\$0</b>	<b>\$337,277</b>				<b>\$337,277</b>	<b>\$0</b>	<b>\$337,277</b>	<b>\$3,662,723</b>
<b>1.1.7.2 1G.2 A/E Services for Transportation (On-Call)</b>		<b>\$337,277</b>	<b>\$0</b>	<b>\$337,277</b>				<b>\$337,277</b>	<b>\$0</b>	<b>\$337,277</b>	
1G.2 A/E Services for Transportation (On-Call)		\$337,277	\$0	\$337,277				\$337,277		\$337,277	
<b>1.1.8 1H - Traffic Signal Improvements</b>	<b>\$2,350,000</b>	<b>\$805,835</b>	<b>\$0</b>	<b>\$805,835</b>	<b>\$195,977</b>		<b>\$195,977</b>	<b>\$609,858</b>	<b>\$0</b>	<b>\$609,858</b>	<b>\$1,544,164</b>
<b>1.1.8.2 1H.2 A/E Services for Transportation (On-Call)</b>		<b>\$272,477</b>	<b>\$0</b>	<b>\$272,477</b>	<b>\$24,468</b>		<b>\$24,468</b>	<b>\$248,010</b>	<b>\$0</b>	<b>\$248,010</b>	
1H.2 A/E Services for Transportation (On-Call)		\$272,477	\$0	\$272,477	\$24,468		\$24,468	\$248,010		\$248,010	
<b>1.1.8.2.1 1H2.1 DeKalb Industrial Way at Milscott Drive Traffic Signal</b>		<b>\$17,730</b>	<b>\$0</b>	<b>\$17,730</b>	<b>\$14,617</b>		<b>\$14,617</b>	<b>\$3,113</b>	<b>\$0</b>	<b>\$3,113</b>	



Monthly Progress Report  
February 2024

	SPLOST Referendum Budget	Budget Authorized			Actual Expenditures			Available Balance			SPLOST Referendum Balance
		SPLOST	Other Sources	Total	SPLOST	Other Sources	Total	SPLOST	Other Sources	Total	
1H.2.1 1H.2.1 DeKalb Industrial Way at Milscott Drive Traffic Signal Design		\$17,730	\$0	\$17,730	\$14,617		\$14,617	\$3,113		\$3,113	
<b>1.1.8.2.2 1H.2.2 North Decatur at Parkdale Drive - Traffic Signal and PHB</b>		<b>\$28,965</b>	<b>\$0</b>	<b>\$28,965</b>	<b>\$3,607</b>		<b>\$3,607</b>	<b>\$25,358</b>	<b>\$0</b>	<b>\$25,358</b>	
1H.2.2 1H.2.2 North Decatur Rd at Parkdale Dr - Traffic Signal and PHB		\$28,965	\$0	\$28,965	\$3,607		\$3,607	\$25,358		\$25,358	
<b>1.1.8.2.3 1H.2.3 Traffic Signal Design at 3 Locations</b>		<b>\$113,000</b>	<b>\$0</b>	<b>\$113,000</b>	<b>\$6,244</b>		<b>\$6,244</b>	<b>\$106,756</b>	<b>\$0</b>	<b>\$106,756</b>	
1H.2.3 1H.2.3 Traffic Signal Design at 3 Locations		\$113,000	\$0	\$113,000	\$6,244		\$6,244	\$106,756		\$106,756	
<b>1.1.8.2.99 1H.2.99 A/E Services for Transportation (On-Call) Unallocated</b>		<b>\$112,782</b>	<b>\$0</b>	<b>\$112,782</b>				<b>\$112,782</b>	<b>\$0</b>	<b>\$112,782</b>	
1H.2.99 1H.2.99 A/E Services for Transportation (On-Call) Unallocated		\$112,782	\$0	\$112,782				\$112,782		\$112,782	
<b>1.1.8.3 1H.3 Pleasantdale Road Pedestrian Crossing Improvements</b>		<b>\$179,722</b>	<b>\$0</b>	<b>\$179,722</b>	<b>\$171,509</b>		<b>\$171,509</b>	<b>\$8,213</b>	<b>\$0</b>	<b>\$8,213</b>	
1H.3 Pleasantdale Road Pedestrian Crossing Improvements		\$179,722	\$0	\$179,722	\$171,509		\$171,509	\$8,213		\$8,213	
<b>1.1.8.4 1H.4 DeKalb Industrial at Milscott Traffic Signal and Pedestrian Crossing</b>		<b>\$353,636</b>	<b>\$0</b>	<b>\$353,636</b>				<b>\$353,636</b>	<b>\$0</b>	<b>\$353,636</b>	
1H.4 DeKalb Industrial at Milscott Traffic Signal and Pedestrian Crossing		\$353,636	\$0	\$353,636				\$353,636		\$353,636	
<b>1.1.9 1I - Community Improvement District Matching Funds for Transportation Purposes</b>	<b>\$1,500,000</b>	<b>\$0</b>	<b>\$0</b>	<b>\$0</b>				<b>\$0</b>	<b>\$0</b>	<b>\$0</b>	<b>\$1,500,000</b>
1I Community Improvement (District Matching Funds for Transportation Purposes)	\$1,500,000	\$0	\$0	\$0							\$1,500,000
<b>1.1.10 1J - Corridor Beautification</b>	<b>\$1,250,000</b>	<b>\$895,000</b>	<b>\$0</b>	<b>\$895,000</b>	<b>\$895,000</b>		<b>\$895,000</b>	<b>\$0</b>	<b>\$0</b>	<b>\$0</b>	<b>\$355,000</b>
1J Corridor Beautification	\$1,250,000	\$0	\$0	\$0							\$1,250,000
<b>1.1.10.5 1J.5 - Three Bridges over I-285 (Glenwood Rd, Covington Hwy, and Redwing Circle)</b>		<b>\$895,000</b>	<b>\$0</b>	<b>\$895,000</b>	<b>\$895,000</b>		<b>\$895,000</b>	<b>\$0</b>	<b>\$0</b>	<b>\$0</b>	
1J.5 GDOT Bridges over I-285 (Glenwood Rd, Covington Hwy, Redwing Cr)		\$895,000	\$0	\$895,000	\$895,000		\$895,000	\$0		\$0	
<b>1.1.11 1K - Public Transportation Shelters</b>	<b>\$150,000</b>	<b>\$0</b>	<b>\$0</b>	<b>\$0</b>				<b>\$0</b>	<b>\$0</b>	<b>\$0</b>	<b>\$150,000</b>
1K Public Transportation Shelters	\$150,000	\$0	\$0	\$0							\$150,000
<b>1.1.12 1L - Transportation Project Management</b>	<b>\$9,701,074</b>	<b>\$9,701,074</b>	<b>\$0</b>	<b>\$9,701,074</b>	<b>\$9,663,776</b>		<b>\$9,663,776</b>	<b>\$37,298</b>	<b>\$0</b>	<b>\$37,298</b>	<b>\$0</b>

\* Actual Expenditures are based on submitted invoices



# Monthly Progress Report February 2024

	SPLOST Referendum Budget	Budget Authorized			Actual Expenditures			Available Balance			SPLOST Referendum Balance
		SPLOST	Other Sources	Total	SPLOST	Other Sources	Total	SPLOST	Other Sources	Total	
1L Transportation Program Management	\$9,701,074	\$9,701,074	\$0	\$9,701,074	\$9,663,776		\$9,663,776	\$37,298		\$37,298	\$0
1L.1 Work Authorization 1 ATC PM Core Services 2018		\$772,279	\$0	\$772,279	\$772,279		\$772,279	\$0		\$0	
1L.10 Work Authorization 8 ATC CEI Services 1B.1.2 Rockbridge Road Water/Sewer Improvements		\$64,900	\$0	\$64,900	\$62,000		\$62,000	\$2,900		\$2,900	
1L.11 Work Authorization 12 ATC CE/Management Services 1C.1 Pedestrian Improvements		\$62,401	\$0	\$62,401	\$47,550		\$47,550	\$14,850		\$14,850	
1L.12 Work Authorization 13 ATC PM Core Services 2021		\$2,324,106	\$0	\$2,324,106	\$2,324,073		\$2,324,073	\$33		\$33	
1L.13 Work Authorization 14 ATC CEI Services 1A.9 2020 LMIG Resurfacing		\$512,184	\$0	\$512,184	\$512,184		\$512,184	\$0		\$0	
1L.14 CO#1 Work Authorization 18 ATC PM Core Services 2023		\$145,651	\$0	\$145,651	\$144,453		\$144,453	\$1,198		\$1,198	
1L.15 CO#1 Work Authorization 19 ATC CEI Services 1A.10 2021 LMIG Resurfacing		\$0	\$0	\$0							
1L.16 Work Authorization 20 ATC CEI Services 1A.3 Phase 2 Resurfacing		\$0	\$0	\$0							
1L.17 Work Authorization 21 ATC CEI Services 1A.11 2022 LMIG Resurfacing		\$0	\$0	\$0							
1L.18 Work Authorization 16.2 ATC CEI Services 1A.13 Phase Two Resurfacing Part 2		\$0	\$0	\$0							
1L.2 Work Authorization 2 ATC CEI Services 1A.1 2018 LMIG Resurfacing		\$271,857	\$0	\$271,857	\$271,857		\$271,857	\$0		\$0	
1L.3 Work Authorization 3 ATC CEI Services 1A.2 Phase 1 SPLOST Resurfacing (ABC)		\$1,131,944	\$0	\$1,131,944	\$1,131,944		\$1,131,944	\$0		\$0	
1L.4 Work Authorization 4 ATC PM Core Services 2019		\$970,483	\$0	\$970,483	\$970,483		\$970,483	\$0		\$0	
1L.5 Work Authorization 6 ATC CEI Services 1B.2 Flat Shoals, Henderson, Salem Sidewalks		\$693,896	\$0	\$693,896	\$675,579		\$675,579	\$18,317		\$18,317	
1L.6 Work Authorization 9 ATC CEI Services 1B.3 South River Trail Phase V		\$9,547	\$0	\$9,547	\$9,547		\$9,547	\$0		\$0	
1L.7 Work Authorization 10 ATC PM Core Services 2020		\$1,967,967	\$0	\$1,967,967	\$1,967,967		\$1,967,967	\$0		\$0	

\* Actual Expenditures are based on submitted invoices





Monthly Progress Report  
February 2024

	SPLOST Referendum Budget	Budget Authorized			Actual Expenditures			Available Balance			SPLOST Referendum Balance
		SPLOST	Other Sources	Total	SPLOST	Other Sources	Total	SPLOST	Other Sources	Total	
1L.8 Work Authorization 11 ATC CEI Services 1A.5 2019 LMIG Resurfacing		\$441,070	\$0	\$441,070	\$441,070		\$441,070	\$0		\$0	
1L.9 Work Authorization 7 ATC CEI Services 1B.1.4 Rockbridge Road Streetscape		\$332,791	\$0	\$332,791	\$332,791		\$332,791	\$0		\$0	
<b>1.1.13 1M - Commission District Transportation Projects</b>	<b>\$7,056,673</b>	<b>\$4,533,899</b>	<b>\$0</b>	<b>\$4,533,899</b>	<b>\$768,481</b>		<b>\$768,481</b>	<b>\$3,765,418</b>	<b>\$0</b>	<b>\$3,765,418</b>	<b>\$2,522,773</b>
1M Commission District Transportation Projects	\$7,056,673	\$4,533,899	\$0	\$4,533,899	\$768,481		\$768,481	\$3,765,418		\$3,765,418	\$2,522,773
1M.1 Commission District 1 Transportation Projects		\$120,000	\$0	\$120,000	\$50,000		\$50,000	\$70,000		\$70,000	
1M.2 Commission District 2 Transportation Projects		\$1,008,096	\$0	\$1,008,096				\$1,008,096		\$1,008,096	
1M.3 Commission District 3 Transportation Projects		\$930,000	\$0	\$930,000	\$206,420		\$206,420	\$723,580		\$723,580	
1M.4 Commission District 4 Transportation Projects		\$475,803	\$0	\$475,803	\$186,706		\$186,706	\$289,097		\$289,097	
1M.5 Commission District 5 Transportation Projects		\$0	\$0	\$0							
1M.6 Commission District 6 Transportation Projects		\$1,000,000	\$0	\$1,000,000	\$325,355		\$325,355	\$674,645		\$674,645	
1M.7 Commission District 7 Transportation Projects		\$1,000,000	\$0	\$1,000,000				\$1,000,000		\$1,000,000	
<b>1.2 2 - Public Safety Facilities and Related Capital Equipment</b>	<b>\$84,714,587</b>	<b>\$57,910,673</b>	<b>\$692,285</b>	<b>\$58,602,957</b>	<b>\$24,960,626</b>	<b>\$692,285</b>	<b>\$25,652,911</b>	<b>\$32,950,047</b>	<b>\$0</b>	<b>\$32,950,047</b>	<b>\$26,803,914</b>
<b>1.2.1 2A - Replace Existing Fire Station(s) and Construct New Fire Station(s) and Related Capital Equipment</b>	<b>\$41,151,612</b>	<b>\$40,751,808</b>	<b>\$0</b>	<b>\$40,751,808</b>	<b>\$9,535,263</b>		<b>\$9,535,263</b>	<b>\$31,216,545</b>	<b>\$0</b>	<b>\$31,216,545</b>	<b>\$399,804</b>
2A.1 Fire Station No. 7		\$6,713,456	\$0	\$6,713,456	\$6,538,142		\$6,538,142	\$175,314		\$175,314	
2A.2 Fire Station No. 27		\$7,209,602	\$0	\$7,209,602	\$317,977		\$317,977	\$6,891,625		\$6,891,625	
2A.3 Fire Station No. 16		\$8,380,000	\$0	\$8,380,000	\$307,723		\$307,723	\$8,072,277		\$8,072,277	
2A.4 Fire Station No. 14		\$1,000,000	\$0	\$1,000,000	\$912,612		\$912,612	\$87,388		\$87,388	
2A.5 Fire Station No. 28		\$9,138,750	\$0	\$9,138,750	\$526,806		\$526,806	\$8,611,944		\$8,611,944	
2A.6 Fire Station No. 5		\$8,310,000	\$0	\$8,310,000	\$932,004		\$932,004	\$7,377,996		\$7,377,996	
<b>1.2.2 2B - Repair Fire Stations and Related Capital Equipment</b>	<b>\$3,100,000</b>	<b>\$3,100,000</b>	<b>\$0</b>	<b>\$3,100,000</b>	<b>\$2,997,530</b>		<b>\$2,997,530</b>	<b>\$102,470</b>	<b>\$0</b>	<b>\$102,470</b>	<b>\$0</b>
2B Repair Fire Stations and Related Capital Equipment	\$3,100,000	\$3,100,000	\$0	\$3,100,000	\$2,997,530		\$2,997,530	\$102,470		\$102,470	\$0
2B.1 Roof Maintenance Repair and Replacement at DeKalb County Fire Stations		\$1,136,640	\$0	\$1,136,640	\$1,034,530		\$1,034,530	\$102,110		\$102,110	
2B.2 Alerting Systems at DeKalb County Fire Stations		\$1,963,360	\$0	\$1,963,360	\$1,963,000		\$1,963,000	\$360		\$360	
<b>1.2.3 2C - Upgrade Fire Radio System</b>	<b>\$1,500,000</b>	<b>\$1,500,000</b>	<b>\$0</b>	<b>\$1,500,000</b>	<b>\$1,499,471</b>		<b>\$1,499,471</b>	<b>\$529</b>	<b>\$0</b>	<b>\$529</b>	<b>\$0</b>

\* Actual Expenditures are based on submitted invoices



# Monthly Progress Report February 2024

	SPLOST Referendum Budget	Budget Authorized			Actual Expenditures			Available Balance			SPLOST Referendum Balance
		SPLOST	Other Sources	Total	SPLOST	Other Sources	Total	SPLOST	Other Sources	Total	
2C.1 Upgrade Fire Radio System	\$1,500,000	\$1,500,000	\$0	\$1,500,000	\$1,499,471		\$1,499,471	\$529		\$529	\$0
<b>1.2.4 2D - Purchase Fire Quick Response Units</b>	<b>\$2,000,000</b>	<b>\$2,000,000</b>	<b>\$0</b>	<b>\$2,000,000</b>	<b>\$1,989,669</b>		<b>\$1,989,669</b>	<b>\$10,331</b>	<b>\$0</b>	<b>\$10,331</b>	<b>\$0</b>
2D.1 Purchase Fire Quick Response Units	\$2,000,000	\$2,000,000	\$0	\$2,000,000	\$1,989,669		\$1,989,669	\$10,331		\$10,331	\$0
2D.1.1 Purchase and Upfitting of Fire Quick Response Vehicles (10)		\$2,000,000	\$0	\$2,000,000	\$1,989,669		\$1,989,669	\$10,331		\$10,331	
<b>1.2.5 2E - Repair and Replace Police Precinct(s) and Public Safety Facility(ies)</b>	<b>\$2,856,675</b>	<b>\$2,854,316</b>	<b>\$0</b>	<b>\$2,854,316</b>	<b>\$2,832,657</b>		<b>\$2,832,657</b>	<b>\$21,660</b>	<b>\$0</b>	<b>\$21,660</b>	<b>\$2,358</b>
2E Repair and Replace Police Precincts and Public Safety Facilities		\$2,854,316	\$0	\$2,854,316	\$2,832,657		\$2,832,657	\$21,660		\$21,660	
2E.1 Exchange Elevators		\$859,464	\$0	\$859,464	\$859,464		\$859,464	\$0		\$0	
2E.2 Fire Services Training Facility		\$1,994,852	\$0	\$1,994,852	\$1,973,193		\$1,973,193	\$21,660		\$21,660	
<b>1.2.6 2F - Police Vehicles</b>	<b>\$5,606,300</b>	<b>\$5,606,300</b>	<b>\$692,285</b>	<b>\$6,298,585</b>	<b>\$5,598,745</b>	<b>\$692,285</b>	<b>\$6,291,029</b>	<b>\$7,555</b>	<b>\$0</b>	<b>\$7,555</b>	<b>\$0</b>
2F.1 Police Vehicles	\$5,606,300	\$5,606,300	\$692,285	\$6,298,585	\$5,598,745	\$692,285	\$6,291,029	\$7,555	\$0	\$7,555	\$0
<b>1.2.7 2G - Repair or Replace Bobby Burgess Building</b>	<b>\$27,300,000</b>	<b>\$2,098,249</b>	<b>\$0</b>	<b>\$2,098,249</b>	<b>\$507,291</b>		<b>\$507,291</b>	<b>\$1,590,958</b>	<b>\$0</b>	<b>\$1,590,958</b>	<b>\$25,201,750</b>
2G.1 Bobby Burgess Building A&E Needs Assessment		\$0	\$0	\$0							
<b>1.2.7.2 2G.2 Bobby Burgess Evidence Storage Facility</b>		<b>\$2,098,249</b>	<b>\$0</b>	<b>\$2,098,249</b>	<b>\$507,291</b>		<b>\$507,291</b>	<b>\$1,590,958</b>	<b>\$0</b>	<b>\$1,590,958</b>	
2G.2 Bobby Burgess Evidence Storage Facility		\$2,098,249	\$0	\$2,098,249	\$507,291		\$507,291	\$1,590,958		\$1,590,958	
<b>1.2.8 2H - Planning and Design for Public Safety Training Facility</b>	<b>\$1,200,000</b>	<b>\$0</b>	<b>\$0</b>	<b>\$0</b>				<b>\$0</b>	<b>\$0</b>	<b>\$0</b>	<b>\$1,200,000</b>
2H.1 Planning and Design for Public Safety Training Facility		\$0	\$0	\$0							
<b>1.3 3 - Repair of Capital Outlay Projects</b>	<b>\$57,250,000</b>	<b>\$51,622,166</b>	<b>\$6,721,309</b>	<b>\$58,343,475</b>	<b>\$28,164,657</b>	<b>\$5,535,363</b>	<b>\$33,700,019</b>	<b>\$23,457,510</b>	<b>\$1,185,947</b>	<b>\$24,643,456</b>	<b>\$5,627,833</b>
<b>1.3.1 3-1 - Parks and Recreation Repairs</b>	<b>\$37,250,000</b>	<b>\$32,735,119</b>	<b>\$6,299,545</b>	<b>\$39,034,663</b>	<b>\$20,493,834</b>	<b>\$5,535,363</b>	<b>\$26,029,196</b>	<b>\$12,241,285</b>	<b>\$764,182</b>	<b>\$13,005,467</b>	<b>\$4,514,881</b>
<b>1.3.1.1 3A - Athletic Fields</b>	<b>\$11,650,000</b>	<b>\$11,158,869</b>	<b>\$1,500,000</b>	<b>\$12,658,869</b>	<b>\$8,667,658</b>	<b>\$1,500,000</b>	<b>\$10,167,658</b>	<b>\$2,491,211</b>	<b>\$0</b>	<b>\$2,491,211</b>	<b>\$491,131</b>
3A Athletic Fields	\$11,650,000	\$0	\$0	\$0							\$11,650,000
3A.10 A/E Services for DeKalb County Athletic Fields		\$48,500	\$0	\$48,500				\$48,500		\$48,500	
3A.4 Truelove Park Athletic Fields		\$0	\$0	\$0							
<b>1.3.1.1.11 3A.11 Gresham Park Baseball Fields Renovation</b>		<b>\$2,500,000</b>	<b>\$1,500,000</b>	<b>\$4,000,000</b>	<b>\$2,216,848</b>	<b>\$1,500,000</b>	<b>\$3,716,848</b>	<b>\$283,152</b>	<b>\$0</b>	<b>\$283,152</b>	
3A.11 Gresham Park Baseball Fields Renovation		\$2,500,000	\$1,500,000	\$4,000,000	\$2,216,848	\$1,500,000	\$3,716,848	\$283,152	\$0	\$283,152	
<b>1.3.1.1.12 3A.12 Athletic Field Renovations at Exchange, Wade Walker, Mid Way and Shoal Creek Parks</b>		<b>\$6,719,586</b>	<b>\$0</b>	<b>\$6,719,586</b>	<b>\$5,399,875</b>		<b>\$5,399,875</b>	<b>\$1,319,711</b>	<b>\$0</b>	<b>\$1,319,711</b>	

\* Actual Expenditures are based on submitted invoices



	SPLOST Referendum Budget	Budget Authorized			Actual Expenditures			Available Balance			SPLOST Referendum Balance
		SPLOST	Other Sources	Total	SPLOST	Other Sources	Total	SPLOST	Other Sources	Total	
3A.12 Athletic Field Renovations at Exchange, Wade Walker, Midway and Shoal Creek Parks		\$6,719,586	\$0	\$6,719,586	\$5,399,875		\$5,399,875	\$1,319,711		\$1,319,711	
<b>1.3.1.1.13 3A.13 Athletic Field Lighting and Electrical Improvements at Truelove Park</b>		<b>\$500,000</b>	<b>\$0</b>	<b>\$500,000</b>	<b>\$486,840</b>		<b>\$486,840</b>	<b>\$13,160</b>	<b>\$0</b>	<b>\$13,160</b>	
3A.13 Athletic Field Lighting and Electrical Improvements at Truelove Park		\$500,000	\$0	\$500,000	\$486,840		\$486,840	\$13,160		\$13,160	
<b>1.3.1.1.14 3A.14 - Athletic Scoreboards at DeKalb County Athletic Fields</b>		<b>\$110,612</b>	<b>\$0</b>	<b>\$110,612</b>	<b>\$99,627</b>		<b>\$99,627</b>	<b>\$10,985</b>	<b>\$0</b>	<b>\$10,985</b>	
3A.14 Athletic Scoreboards at Hamilton, Shoal Creek 1 and Rock Chapel Parks		\$110,612	\$0	\$110,612	\$99,627		\$99,627	\$10,985		\$10,985	
<b>1.3.1.1.15 3A.15 - Athletic Field Renovations at Hamilton and Redan Parks</b>		<b>\$1,280,171</b>	<b>\$0</b>	<b>\$1,280,171</b>	<b>\$464,468</b>		<b>\$464,468</b>	<b>\$815,703</b>	<b>\$0</b>	<b>\$815,703</b>	
3A.15 Athletic Field Renovations at Hamilton and Redan Parks		\$1,280,171	\$0	\$1,280,171	\$464,468		\$464,468	\$815,703		\$815,703	
<b>1.3.1.2 3B - Renovate Athletic and Recreation Facilities</b>	<b>\$8,400,000</b>	<b>\$8,395,097</b>	<b>\$0</b>	<b>\$8,395,097</b>	<b>\$4,571,043</b>		<b>\$4,571,043</b>	<b>\$3,824,054</b>	<b>\$0</b>	<b>\$3,824,054</b>	<b>\$4,903</b>
3B.1 A/E Services for Athletic and Recreation Facilities		\$251,500	\$0	\$251,500	\$208,820		\$208,820	\$42,680		\$42,680	
3B.2 Parks and Recreation Facilities - Roof Maintenance Repair and Replacement		\$3,802,302	\$0	\$3,802,302	\$2,820,494		\$2,820,494	\$981,808		\$981,808	
<b>1.3.1.2.2 3B.2 Roof Maintenance Repair and Replacement at DeKalb County Athletic and Recreation Facilities</b>		<b>\$3,802,302</b>	<b>\$0</b>	<b>\$3,802,302</b>	<b>\$2,820,494</b>		<b>\$2,820,494</b>	<b>\$981,808</b>	<b>\$0</b>	<b>\$981,808</b>	
3B.2.1 NH Scott Recreation Center Roof Repair and Replacement		\$349,066	\$0	\$349,066	\$349,066		\$349,066	\$0		\$0	
3B.2.10 Midway Park Metal Roof (1)		\$59,212	\$0	\$59,212	\$49,212		\$49,212	\$10,000		\$10,000	
3B.2.11 Redan Park Metal Roof (5)		\$135,957	\$0	\$135,957	\$120,957		\$120,957	\$15,000		\$15,000	
3B.2.12 Rock Chapel Park Metal Roof (2)		\$99,508	\$0	\$99,508	\$89,508		\$89,508	\$10,000		\$10,000	
3B.2.13 Shoal Creek Park Metal Roof (2)		\$113,814	\$0	\$113,814	\$103,814		\$103,814	\$10,000		\$10,000	
3B.2.14 True Love Park Metal Roof (1)		\$80,560	\$0	\$80,560	\$70,560		\$70,560	\$10,000		\$10,000	
3B.2.2 Community Achievement Center Roof Repair and Replacement		\$6,800	\$0	\$6,800				\$6,800		\$6,800	



	SPLOST Referendum Budget	Budget Authorized			Actual Expenditures			Available Balance			SPLOST Referendum Balance
		SPLOST	Other Sources	Total	SPLOST	Other Sources	Total	SPLOST	Other Sources	Total	
3B.2.3 Porter Sanford III Performing Arts & Community Center Roof Repair and Replacement		\$218,200	\$0	\$218,200	\$218,200		\$218,200	\$0		\$0	
3B.2.4 Lucious Sanders Community Center Roof Repair and Replacement		\$345,095	\$0	\$345,095	\$345,095		\$345,095	\$0		\$0	
3B.2.5 Wade Walker Park Facilities Roof Repair and Replacement		\$138,760	\$0	\$138,760	\$138,760		\$138,760	\$0		\$0	
3B.2.6 Lithonia Park Shelter Roof Repair and Replacement		\$65,172	\$0	\$65,172	\$55,402		\$55,402	\$9,770		\$9,770	
3B.2.7 Callanwolde Fine Arts Center Roof Repair and Replacement		\$1,049,450	\$0	\$1,049,450	\$1,049,450		\$1,049,450	\$0		\$0	
3B.2.8 Gresham Park Concession Building Roof Repair and Replacement		\$58,180	\$0	\$58,180	\$43,804		\$43,804	\$14,376		\$14,376	
3B.2.9 Wade Walker Park Maintenance Shop Roof Repair and Replacement		\$216,666	\$0	\$216,666	\$186,666		\$186,666	\$30,000		\$30,000	
3B.2.99 Roof Repairs Unallocated		\$865,862	\$0	\$865,862				\$865,862		\$865,862	
<b>1.3.1.2.3 3B.3 Athletic and Recreation Facilities Modernizations and Upgrades</b>		<b>\$3,116,295</b>	<b>\$0</b>	<b>\$3,116,295</b>	<b>\$733,463</b>		<b>\$733,463</b>	<b>\$2,382,832</b>	<b>\$0</b>	<b>\$2,382,832</b>	
3B.3 Athletic and Recreation Facilities Modernizations and Upgrades		\$3,116,295	\$0	\$3,116,295	\$733,463		\$733,463	\$2,382,832		\$2,382,832	
3B.3.99 3B.3.99 Athletic and Recreation Facilities Unallocated		\$784,312	\$0	\$784,312				\$784,312		\$784,312	
<b>1.3.1.2.3.8 3B.3.8 Midway Park Concession</b>		<b>\$120,049</b>	<b>\$0</b>	<b>\$120,049</b>	<b>\$119,449</b>		<b>\$119,449</b>	<b>\$600</b>	<b>\$0</b>	<b>\$600</b>	
3B.1.8 3B.1.8 Midway Park Concession A/E Services		\$0	\$0	\$0							
3B.3.8 3B.3.8 Midway Park Concession Modernizations and Upgrades		\$120,049	\$0	\$120,049	\$119,449		\$119,449	\$600		\$600	
<b>1.3.1.2.3.9 3B.3.9 Midway Park Football Press Box</b>		<b>\$525,000</b>	<b>\$0</b>	<b>\$525,000</b>	<b>\$30,000</b>		<b>\$30,000</b>	<b>\$495,000</b>	<b>\$0</b>	<b>\$495,000</b>	
3B.1.9 3B.1.9 Midway Park Football Press Box A/E Services		\$0	\$0	\$0							
3B.3.9 3B.3.9 Midway Park Football Press Box Modernizations and Upgrades		\$525,000	\$0	\$525,000	\$30,000		\$30,000	\$495,000		\$495,000	
<b>1.3.1.2.3.10 3B.3.10 Exchange Park Pavilion Restroom</b>		<b>\$1,155,000</b>	<b>\$0</b>	<b>\$1,155,000</b>	<b>\$60,000</b>		<b>\$60,000</b>	<b>\$1,095,000</b>	<b>\$0</b>	<b>\$1,095,000</b>	
3B.1.10 3B.1.10 Exchange Park Pavilion Restroom A/E Services		\$0	\$0	\$0							



# Monthly Progress Report February 2024

	SPLOST Referendum Budget	Budget Authorized			Actual Expenditures			Available Balance			SPLOST Referendum Balance
		SPLOST	Other Sources	Total	SPLOST	Other Sources	Total	SPLOST	Other Sources	Total	
3B.3.10 3B.3.10 Exchange Park Pavilion Restroom Modernizations and Upgrades		\$1,155,000	\$0	\$1,155,000	\$60,000		\$60,000	\$1,095,000		\$1,095,000	
<b>1.3.1.2.3.12 3B.3.12 Exchange Facility Improvements</b>		<b>\$193,030</b>	<b>\$0</b>	<b>\$193,030</b>	<b>\$193,030</b>		<b>\$193,030</b>	<b>\$0</b>	<b>\$0</b>	<b>\$0</b>	
3B.3.12 3B.3.12 Exchange Facility Drainage Improvements		\$193,030	\$0	\$193,030	\$193,030		\$193,030	\$0		\$0	
<b>1.3.1.2.3.13 3B.3.13 Gresham Park Concession Building</b>		<b>\$162,609</b>	<b>\$0</b>	<b>\$162,609</b>	<b>\$154,689</b>		<b>\$154,689</b>	<b>\$7,920</b>	<b>\$0</b>	<b>\$7,920</b>	
3B.3.13 3B.3.13 Gresham Park Concession Building Modernizations and Upgrades		\$162,609	\$0	\$162,609	\$154,689		\$154,689	\$7,920		\$7,920	
<b>1.3.1.2.3.14 3B.3.14 Exchange Park Center Gymnasium Floor Improvements</b>		<b>\$176,295</b>	<b>\$0</b>	<b>\$176,295</b>	<b>\$176,295</b>		<b>\$176,295</b>	<b>\$0</b>	<b>\$0</b>	<b>\$0</b>	
3B.3.14 3B.3.14 Exchange Park Center Gymnasium Floor Improvements		\$176,295	\$0	\$176,295	\$176,295		\$176,295	\$0		\$0	
<b>1.3.1.2.4 3B.4 Athletic and Recreation Facilities Pavilion, Shelter and Shade Structure Improvements</b>		<b>\$1,225,000</b>	<b>\$0</b>	<b>\$1,225,000</b>	<b>\$808,266</b>		<b>\$808,266</b>	<b>\$416,734</b>	<b>\$0</b>	<b>\$416,734</b>	
3B.4 Athletic and Recreation Facilities Pavilions, Shelters and Shade Structures Improvements		\$1,225,000	\$0	\$1,225,000	\$808,266		\$808,266	\$416,734		\$416,734	
<b>1.3.1.2.4.1 3B.4.1 Exchange Park Entrance</b>		<b>\$230,223</b>	<b>\$0</b>	<b>\$230,223</b>	<b>\$1,000</b>		<b>\$1,000</b>	<b>\$229,223</b>	<b>\$0</b>	<b>\$229,223</b>	
3B.4.1 3B.4.1 Exchange Park Entrance Pavilions, Shelters and Shade Structures		\$230,223	\$0	\$230,223	\$1,000		\$1,000	\$229,223		\$229,223	
<b>1.3.1.2.4.2 3B.4.2 Shoal Creek II Park</b>		<b>\$169,976</b>	<b>\$0</b>	<b>\$169,976</b>	<b>\$154,976</b>		<b>\$154,976</b>	<b>\$15,000</b>	<b>\$0</b>	<b>\$15,000</b>	
3B.4.2 3B.4.2 Shoal Creek II Park Pavilions, Shelters and Shade Structures		\$169,976	\$0	\$169,976	\$154,976		\$154,976	\$15,000		\$15,000	
<b>1.3.1.2.4.3 3B.4.3 Glen Emerald Park</b>		<b>\$272,153</b>	<b>\$0</b>	<b>\$272,153</b>	<b>\$248,153</b>		<b>\$248,153</b>	<b>\$24,000</b>	<b>\$0</b>	<b>\$24,000</b>	
3B.4.3 3B.4.3 Glen Emerald Park Pavilions, Shelters and Shade Structures		\$272,153	\$0	\$272,153	\$248,153		\$248,153	\$24,000		\$24,000	
<b>1.3.1.2.4.4 3B.4.4 County Line Park</b>		<b>\$255,139</b>	<b>\$0</b>	<b>\$255,139</b>	<b>\$255,139</b>		<b>\$255,139</b>	<b>\$0</b>	<b>\$0</b>	<b>\$0</b>	
3B.4.4 3B.4.4 County Line Park Pavilions, Shelters and Shade Structures		\$255,139	\$0	\$255,139	\$255,139		\$255,139	\$0		\$0	
<b>1.3.1.2.4.5 3B.4.5 Emory Grove Park</b>		<b>\$98,634</b>	<b>\$0</b>	<b>\$98,634</b>	<b>\$87,333</b>		<b>\$87,333</b>	<b>\$11,301</b>	<b>\$0</b>	<b>\$11,301</b>	
3B.4.5 3B.4.5 Emory Grove Park Pavilions, Shelters and Shade Structures		\$98,634	\$0	\$98,634	\$87,333		\$87,333	\$11,301		\$11,301	
<b>1.3.1.2.4.11 3B.4.11 Washington Park</b>		<b>\$67,664</b>	<b>\$0</b>	<b>\$67,664</b>	<b>\$61,664</b>		<b>\$61,664</b>	<b>\$6,000</b>	<b>\$0</b>	<b>\$6,000</b>	

\* Actual Expenditures are based on submitted invoices



Monthly Progress Report  
February 2024

	SPLOST Referendum Budget	Budget Authorized			Actual Expenditures			Available Balance			SPLOST Referendum Balance
		SPLOST	Other Sources	Total	SPLOST	Other Sources	Total	SPLOST	Other Sources	Total	
3B.4.11 3B.4.11 Washington Park Pavilions, Shelters and Shade Structures		\$67,664	\$0	\$67,664	\$61,664		\$61,664	\$6,000		\$6,000	
<b>1.3.1.2.4.99 3B.4.99 Athletic and Rec Facilities Pavilion, Shelter and Shade Structure Improvements Unallocated</b>		<b>\$131,210</b>	<b>\$0</b>	<b>\$131,210</b>				<b>\$131,210</b>	<b>\$0</b>	<b>\$131,210</b>	
3B.4.99 Athletic and Recreation Facilities Pavilions, Shelters and Shade Structures Improvements Unallocated		\$131,210	\$0	\$131,210				\$131,210		\$131,210	
<b>1.3.1.3 3C - Parks, Playgrounds, and Recreational Areas</b>	<b>\$6,900,000</b>	<b>\$3,405,895</b>	<b>\$3,599,345</b>	<b>\$7,005,240</b>	<b>\$2,738,899</b>	<b>\$3,074,345</b>	<b>\$5,813,244</b>	<b>\$666,996</b>	<b>\$525,000</b>	<b>\$1,191,996</b>	<b>\$3,494,104</b>
3C Parks, Playground and Recreation Areas	\$6,900,000	\$0	\$0	\$0							\$6,900,000
3C.1 Lithonia Park Playground		\$200,000	\$170,657	\$370,657	\$200,000	\$170,657	\$370,657	\$0	\$0	\$0	
3C.16 A/E Services for Parks, Playgrounds, and Recreational Areas		\$155,500	\$0	\$155,500	\$50,401		\$50,401	\$105,099		\$105,099	
<b>1.3.1.3.16 3C.16 A/E Services at DeKalb County Parks, Playgrounds, and Recreational Areas</b>		<b>\$155,500</b>	<b>\$0</b>	<b>\$155,500</b>	<b>\$50,401</b>		<b>\$50,401</b>	<b>\$105,099</b>	<b>\$0</b>	<b>\$105,099</b>	
<b>1.3.1.3.16.1 3C.16.1 Oak Creek Park Playground and Pavilion</b>		<b>\$46,000</b>	<b>\$0</b>	<b>\$46,000</b>	<b>\$44,000</b>		<b>\$44,000</b>	<b>\$2,000</b>	<b>\$0</b>	<b>\$2,000</b>	
3C.16.1 3C.16.1 Oak Creek Park Playground and Pavilion		\$46,000	\$0	\$46,000	\$44,000		\$44,000	\$2,000		\$2,000	
<b>1.3.1.3.16.2 3C.16.2 Tobie Grant Park Master Plan</b>		<b>\$15,921</b>	<b>\$0</b>	<b>\$15,921</b>	<b>\$6,401</b>		<b>\$6,401</b>	<b>\$9,520</b>	<b>\$0</b>	<b>\$9,520</b>	
3C.16.2 3C.16.2 Tobie Grant Park Master Plan		\$15,921	\$0	\$15,921	\$6,401		\$6,401	\$9,520		\$9,520	
<b>1.3.1.3.16.99 3C.16.99 A/E Services at DeKalb County Parks, Playgrounds and Rec Areas Unallocated</b>		<b>\$93,579</b>	<b>\$0</b>	<b>\$93,579</b>				<b>\$93,579</b>	<b>\$0</b>	<b>\$93,579</b>	
3C.16.99 Parks Playgrounds and Recreational Areas Unallocated		\$93,579	\$0	\$93,579				\$93,579		\$93,579	
<b>1.3.1.3.17 3C.17 Glen Emerald Dam Trail Improvements</b>		<b>\$500,047</b>	<b>\$3,428,688</b>	<b>\$3,928,735</b>	<b>\$500,047</b>	<b>\$2,903,688</b>	<b>\$3,403,735</b>	<b>\$0</b>	<b>\$525,000</b>	<b>\$525,000</b>	
3C.17 Glen Emerald Dam and Trail Improvements		\$500,047	\$3,428,688	\$3,928,735	\$500,047	\$2,903,688	\$3,403,735	\$0	\$525,000	\$525,000	
<b>1.3.1.3.18 3C.18 Parks, Playgrounds, and Recreational Areas Construction</b>		<b>\$2,550,348</b>	<b>\$0</b>	<b>\$2,550,348</b>	<b>\$1,988,452</b>		<b>\$1,988,452</b>	<b>\$561,896</b>	<b>\$0</b>	<b>\$561,896</b>	
3C.18 Parks, Playgrounds and Recreational Areas (14 Parks)		\$2,550,348	\$0	\$2,550,348	\$1,988,452		\$1,988,452	\$561,896		\$561,896	
<b>1.3.1.3.18.1 3C.18.1 Shoal Creek 3 Park Playground</b>		<b>\$284,513</b>	<b>\$0</b>	<b>\$284,513</b>	<b>\$284,513</b>		<b>\$284,513</b>	<b>\$0</b>	<b>\$0</b>	<b>\$0</b>	
3C.18.1 3C.18.1 Shoal Creek 3 Park Playground		\$284,513	\$0	\$284,513	\$284,513		\$284,513	\$0		\$0	

\* Actual Expenditures are based on submitted invoices





Monthly Progress Report  
February 2024

	SPLOST Referendum Budget	Budget Authorized			Actual Expenditures			Available Balance			SPLOST Referendum Balance
		SPLOST	Other Sources	Total	SPLOST	Other Sources	Total	SPLOST	Other Sources	Total	
<b>1.3.1.3.18.3 3C.18.3 Oak Creek Park Playground</b>		<b>\$208,377</b>	<b>\$0</b>	<b>\$208,377</b>				<b>\$208,377</b>	<b>\$0</b>	<b>\$208,377</b>	
3C.18.3 3C.18.3 Oak Creek Park Playground		\$208,377	\$0	\$208,377				\$208,377		\$208,377	
<b>1.3.1.3.18.4 3C.18.4 Emmie Smith Park Playground</b>		<b>\$279,540</b>	<b>\$0</b>	<b>\$279,540</b>	<b>\$279,540</b>		<b>\$279,540</b>	<b>\$0</b>	<b>\$0</b>	<b>\$0</b>	
3C.18.4 3C.18.4 Emmie Smith Park Playground		\$279,540	\$0	\$279,540	\$279,540		\$279,540	\$0		\$0	
<b>1.3.1.3.18.6 3C.18.6 Princeton Park Playground</b>		<b>\$199,676</b>	<b>\$0</b>	<b>\$199,676</b>	<b>\$179,709</b>		<b>\$179,709</b>	<b>\$19,968</b>	<b>\$0</b>	<b>\$19,968</b>	
3C.18.6 3C.18.6 Princeton Park Playground		\$199,676	\$0	\$199,676	\$179,709		\$179,709	\$19,968		\$19,968	
<b>1.3.1.3.18.8 3C.18.8 Medlock Park Playground</b>		<b>\$425,172</b>	<b>\$0</b>	<b>\$425,172</b>	<b>\$425,172</b>		<b>\$425,172</b>	<b>\$0</b>	<b>\$0</b>	<b>\$0</b>	
3C.18.8 3C.18.8 Medlock Park Playground		\$425,172	\$0	\$425,172	\$425,172		\$425,172	\$0		\$0	
<b>1.3.1.3.18.9 3C.18.9 Washington Park Playground</b>		<b>\$227,467</b>	<b>\$0</b>	<b>\$227,467</b>	<b>\$227,467</b>		<b>\$227,467</b>	<b>\$0</b>	<b>\$0</b>	<b>\$0</b>	
3C.18.9 3C.18.9 Washington Park Playground		\$227,467	\$0	\$227,467	\$227,467		\$227,467	\$0		\$0	
<b>1.3.1.3.18.10 3C.18.10 Bruce Street Park Playground</b>		<b>\$264,932</b>	<b>\$0</b>	<b>\$264,932</b>	<b>\$264,932</b>		<b>\$264,932</b>	<b>\$0</b>	<b>\$0</b>	<b>\$0</b>	
3C.18.10 3C.18.10 Bruce Street Park Playground		\$264,932	\$0	\$264,932	\$264,932		\$264,932	\$0		\$0	
<b>1.3.1.3.18.12 3C.18.12 Shoal Creek 2 Park Playground</b>		<b>\$369,551</b>	<b>\$0</b>	<b>\$369,551</b>	<b>\$36,000</b>		<b>\$36,000</b>	<b>\$333,551</b>	<b>\$0</b>	<b>\$333,551</b>	
3C.18.12 3C.18.12 Shoal Creek 2 Park Playground		\$369,551	\$0	\$369,551	\$36,000		\$36,000	\$333,551		\$333,551	
<b>1.3.1.3.18.13 3C.18.13 WD Thomson Park Playground</b>		<b>\$291,120</b>	<b>\$0</b>	<b>\$291,120</b>	<b>\$291,120</b>		<b>\$291,120</b>	<b>\$0</b>	<b>\$0</b>	<b>\$0</b>	
3C.18.13 3C.18.13 WD Thomson Park Playground		\$291,120	\$0	\$291,120	\$291,120		\$291,120	\$0		\$0	
<b>1.3.1.4 3D - Pools and Other Aquatics Facilities</b>	<b>\$3,950,000</b>	<b>\$3,939,500</b>	<b>\$0</b>	<b>\$3,939,500</b>	<b>\$497,558</b>		<b>\$497,558</b>	<b>\$3,441,942</b>	<b>\$0</b>	<b>\$3,441,942</b>	<b>\$10,500</b>
3D Pools and Other Aquatic Facilities		\$0	\$0	\$0							
<b>1.3.1.4.1 3D.1 Pools and Other Aquatics Facilities A&amp;E Services</b>		<b>\$204,500</b>	<b>\$0</b>	<b>\$204,500</b>	<b>\$191,654</b>		<b>\$191,654</b>	<b>\$12,846</b>	<b>\$0</b>	<b>\$12,846</b>	
3D.1 Pools and Other Aquatic Facilities A&E Services		\$204,500	\$0	\$204,500	\$191,654		\$191,654	\$12,846		\$12,846	
<b>1.3.1.4.2 3D.2 NH Scott Pool Renovations and Upgrades</b>		<b>\$3,735,000</b>	<b>\$0</b>	<b>\$3,735,000</b>	<b>\$305,904</b>		<b>\$305,904</b>	<b>\$3,429,096</b>	<b>\$0</b>	<b>\$3,429,096</b>	
3D.2 NH Scott Park Pool Renovations and Upgrades		\$3,735,000	\$0	\$3,735,000	\$305,904		\$305,904	\$3,429,096		\$3,429,096	
<b>1.3.1.5 3E - Resurfacing Trails and Paved Areas</b>	<b>\$3,000,000</b>	<b>\$3,000,000</b>	<b>\$0</b>	<b>\$3,000,000</b>	<b>\$1,744,056</b>		<b>\$1,744,056</b>	<b>\$1,255,944</b>	<b>\$0</b>	<b>\$1,255,944</b>	<b>\$0</b>

\* Actual Expenditures are based on submitted invoices

	SPLOST Referendum Budget	Budget Authorized			Actual Expenditures			Available Balance			SPLOST Referendum Balance
		SPLOST	Other Sources	Total	SPLOST	Other Sources	Total	SPLOST	Other Sources	Total	
3E Resurfacing Trails and Paved Areas		\$0	\$0	\$0							
3E.1 Resurfacing Trails and Paved Areas		\$3,000,000	\$0	\$3,000,000	\$1,744,056		\$1,744,056	\$1,255,944		\$1,255,944	
3E.1.1 Mary Scott Park		\$63,731	\$0	\$63,731	\$63,731		\$63,731	\$0		\$0	
3E.1.2 Hidden Acres Park		\$292,446	\$0	\$292,446	\$292,446		\$292,446	\$0		\$0	
3E.1.4 Chestnut Street Complex		\$621,027	\$0	\$621,027	\$621,027		\$621,027	\$0		\$0	
3E.1.5 Rock Chapel Park		\$165,354	\$0	\$165,354	\$165,354		\$165,354	\$0		\$0	
3E.1.6 Gresham Park Resurfacing - Rec Center		\$288,214	\$0	\$288,214	\$288,155		\$288,155	\$59		\$59	
3E.99 Resurfacing Trails and Paved Areas Unallocated		\$1,051,482	\$0	\$1,051,482				\$1,051,482		\$1,051,482	
<b>1.3.1.5.1 3E.1 Resurfacing Trails and Paved Areas</b>		<b>\$517,746</b>	<b>\$0</b>	<b>\$517,746</b>	<b>\$313,344</b>		<b>\$313,344</b>	<b>\$204,402</b>	<b>\$0</b>	<b>\$204,402</b>	
<b>1.3.1.5.1.7 3E.1.7 Gresham Park Resurfacing - Athletic Fields</b>		<b>\$433,763</b>	<b>\$0</b>	<b>\$433,763</b>	<b>\$313,344</b>		<b>\$313,344</b>	<b>\$120,419</b>	<b>\$0</b>	<b>\$120,419</b>	
3E.1.7 Gresham Park Resurfacing - Athletic Fields		\$433,763	\$0	\$433,763	\$313,344		\$313,344	\$120,419		\$120,419	
<b>1.3.1.5.1.8 3E.1.8 Lithonia Park Resurfacing - Parking</b>		<b>\$83,983</b>	<b>\$0</b>	<b>\$83,983</b>				<b>\$83,983</b>	<b>\$0</b>	<b>\$83,983</b>	
3E.1.8 Lithonia Park Resurfacing - Parking		\$83,983	\$0	\$83,983				\$83,983		\$83,983	
<b>1.3.1.6 3F - Golf Courses</b>	<b>\$1,000,000</b>	<b>\$1,000,000</b>	<b>\$600,000</b>	<b>\$1,600,000</b>	<b>\$1,000,000</b>	<b>\$589,364</b>	<b>\$1,589,364</b>	<b>\$0</b>	<b>\$10,636</b>	<b>\$10,636</b>	<b>\$0</b>
3F.1 Sugar Creek Golf and Tennis Center Action Plan	\$1,000,000	\$1,000,000	\$600,000	\$1,600,000	\$1,000,000	\$589,364	\$1,589,364	\$0	\$10,636	\$10,636	\$0
3F.1.1 Sugar Creek Golf and Tennis Center - Install Musco Lighting System		\$400,000	\$0	\$400,000	\$400,000		\$400,000	\$0		\$0	
3F.1.11 Sugar Creek Golf and Tennis Center - Cart Barn Repairs		\$0	\$9,705	\$9,705		\$9,705	\$9,705		\$0	\$0	
3F.1.2 Sugar Creek Golf and Tennis Center - Green's Renovation (Sprigging)		\$0	\$254,050	\$254,050		\$254,050	\$254,050		\$1	\$1	
3F.1.3 Sugar Creek Golf and Tennis Center - Bridge Repair/Replacement		\$600,000	\$98,058	\$698,058	\$600,000	\$98,058	\$698,058	\$0	\$0	\$0	
3F.1.4 Sugar Creek Golf and Tennis Center - Safety Netting		\$0	\$46,290	\$46,290		\$46,290	\$46,290		\$0	\$0	
3F.1.5 Sugar Creek Golf and Tennis Center - Cart Path Repairs		\$0	\$175,862	\$175,862		\$175,862	\$175,862		\$0	\$0	
3F.1.6 Sugar Creek Golf and Tennis Center - Repair Roof on Pump House		\$0	\$2,200	\$2,200		\$2,200	\$2,200		\$0	\$0	
3F.1.7 Sugar Creek Golf and Tennis Center - Shades on Tennis Court		\$0	\$3,200	\$3,200		\$3,200	\$3,200		\$0	\$0	
3F.99 Sugar Creek Golf and Tennis Center Unallocated		\$0	\$10,636	\$10,636					\$10,636	\$10,636	



Monthly Progress Report  
February 2024

	SPLOST Referendum Budget	Budget Authorized			Actual Expenditures			Available Balance			SPLOST Referendum Balance
		SPLOST	Other Sources	Total	SPLOST	Other Sources	Total	SPLOST	Other Sources	Total	
<b>1.3.1.7 3G - Tennis and Basketball Courts Resurfacing</b>	<b>\$2,150,000</b>	<b>\$1,635,758</b>	<b>\$0</b>	<b>\$1,635,758</b>	<b>\$1,180,419</b>		<b>\$1,180,419</b>	<b>\$455,339</b>	<b>\$0</b>	<b>\$455,339</b>	<b>\$514,242</b>
3G Tennis Court and Basketball Court Resurfacing	\$2,150,000	\$1,635,758	\$0	\$1,635,758	\$1,180,419		\$1,180,419	\$455,339		\$455,339	\$514,242
<b>1.3.1.7.1 3G.1 - Tennis Court Resurfacing</b>		<b>\$1,294,256</b>	<b>\$0</b>	<b>\$1,294,256</b>	<b>\$841,775</b>		<b>\$841,775</b>	<b>\$452,481</b>	<b>\$0</b>	<b>\$452,481</b>	
3G.1 Tennis Court Resurfacing		\$1,294,256	\$0	\$1,294,256	\$841,775		\$841,775	\$452,481		\$452,481	
<b>1.3.1.7.2 3G.2 - Basketball Court Resurfacing</b>		<b>\$341,502</b>	<b>\$0</b>	<b>\$341,502</b>	<b>\$338,644</b>		<b>\$338,644</b>	<b>\$2,858</b>	<b>\$0</b>	<b>\$2,858</b>	
3G.2 Basketball Court Resurfacing		\$341,502	\$0	\$341,502	\$338,644		\$338,644	\$2,858		\$2,858	
<b>1.3.1.8 3H - Stream Bank Restoration / Drainage and Stormwater Improvements</b>	<b>\$200,000</b>	<b>\$200,000</b>	<b>\$600,200</b>	<b>\$800,200</b>	<b>\$94,200</b>	<b>\$371,654</b>	<b>\$465,854</b>	<b>\$105,800</b>	<b>\$228,546</b>	<b>\$334,346</b>	<b>\$0</b>
3H.1 Stream Bank Restoration / Drainage and Stormwater Improvements	\$200,000	\$200,000	\$600,200	\$800,200	\$94,200	\$371,654	\$465,854	\$105,800	\$228,546	\$334,346	\$0
3H.1.1 Stream Bank Restoration/Drainage and Stormwater Improvements at Medlock Park		\$55,725	\$0	\$55,725	\$55,725		\$55,725	\$0		\$0	
3H.1.2 Stream Bank Restoration/Drainage and Stormwater Improvements at W.D. Thomson Park		\$144,275	\$600,200	\$744,475	\$38,475	\$371,654	\$410,129	\$105,800	\$228,546	\$334,346	
3H.99 Stream Bank Restoration/Drainage and Stormwater Improvements Unallocated		\$0	\$0	\$0							
<b>1.3.2 3-2 - General Repairs</b>	<b>\$20,000,000</b>	<b>\$18,887,048</b>	<b>\$421,765</b>	<b>\$19,308,812</b>	<b>\$7,670,823</b>		<b>\$7,670,823</b>	<b>\$11,216,225</b>	<b>\$421,765</b>	<b>\$11,637,989</b>	<b>\$1,112,952</b>
<b>1.3.2.1 3I - County Courthouse Administrative Complex Including Parking</b>	<b>\$16,500,000</b>	<b>\$15,387,048</b>	<b>\$49,523</b>	<b>\$15,436,571</b>	<b>\$5,600,807</b>		<b>\$5,600,807</b>	<b>\$9,786,241</b>	<b>\$49,523</b>	<b>\$9,835,764</b>	<b>\$1,112,952</b>
3I.1 Repairs to Courthouse Parking Deck		\$10,959,847	\$0	\$10,959,847	\$1,513,372		\$1,513,372	\$9,446,475		\$9,446,475	
3I.2 District Attorney Office		\$0	\$0	\$0							
3I.3 Clerk of the Superior Court		\$0	\$0	\$0							
3I.4 Office of the Solicitor General		\$0	\$0	\$0							
3I.5 DeKalb County Court Building Renovations and Upgrades		\$0	\$0	\$0							
3I.5.1 DeKalb County Court Building - Construct Special Purpose Court Room		\$0	\$0	\$0							
3I.5.2 DeKalb County Court Building - HVAC Equipment Improvements		\$910,000	\$0	\$910,000	\$910,000		\$910,000	\$0		\$0	
3I.5.3 DeKalb County Court Building - Elevator Modernization		\$1,046,169	\$49,523	\$1,095,692	\$912,028		\$912,028	\$134,141	\$49,523	\$183,665	

\* Actual Expenditures are based on submitted invoices



	SPLOST Referendum Budget	Budget Authorized			Actual Expenditures			Available Balance			SPLOST Referendum Balance
		SPLOST	Other Sources	Total	SPLOST	Other Sources	Total	SPLOST	Other Sources	Total	
3I.5.4 DeKalb County Court Building - Security Improvements		\$799,932	\$0	\$799,932	\$594,306		\$594,306	\$205,625		\$205,625	
3I.5.5 DeKalb County Court Building - Plumbing Repairs		\$0	\$0	\$0							
3I.5.6 DeKalb County Court Building - Carpet Replacement		\$0	\$0	\$0							
3I.5.7 DeKalb County Court Building - Roof Repairs and Improvements		\$1,671,100	\$0	\$1,671,100	\$1,671,100		\$1,671,100	\$0		\$0	
3I.6 Courts at Bobby Burgess Facility		\$0	\$0	\$0							
3I.7 Parking Shortage Resolution		\$0	\$0	\$0							
<b>1.3.2.2 3J - DeKalb County Senior Center Repairs</b>	<b>\$1,000,000</b>	<b>\$1,000,000</b>	<b>\$0</b>	<b>\$1,000,000</b>	<b>\$915,026</b>		<b>\$915,026</b>	<b>\$84,974</b>	<b>\$0</b>	<b>\$84,974</b>	<b>\$0</b>
<b>1.3.2.2.1 3J.1 - HVAC Repairs or Replacements at DeKalb County Senior Centers</b>		<b>\$583,271</b>	<b>\$0</b>	<b>\$583,271</b>	<b>\$535,696</b>		<b>\$535,696</b>	<b>\$47,574</b>	<b>\$0</b>	<b>\$47,574</b>	
3J.1 HVAC Repairs or Replacements at DeKalb County Senior Centers		\$583,271	\$0	\$583,271	\$535,696		\$535,696	\$47,574		\$47,574	
3J.1.1 HVAC Repairs at Lou Walker Senior Center		\$242,372	\$0	\$242,372	\$242,372		\$242,372	\$0		\$0	
3J.1.2 HVAC Repairs at 30 Warren Street Senior Center		\$293,324	\$0	\$293,324	\$293,324		\$293,324	\$0		\$0	
3J.1.99 HVAC Repairs at DeKalb Senior Centers (Approved but Unallocated)		\$47,574	\$0	\$47,574				\$47,574		\$47,574	
<b>1.3.2.2.2 3J.2 - Roof Maintenance Repair and Replacement at DeKalb County Senior Centers</b>		<b>\$178,576</b>	<b>\$0</b>	<b>\$178,576</b>	<b>\$145,322</b>		<b>\$145,322</b>	<b>\$33,254</b>	<b>\$0</b>	<b>\$33,254</b>	
3J.2 Roof Maintenance Repair and Replacement at DeKalb County Senior Centers		\$178,576	\$0	\$178,576	\$145,322		\$145,322	\$33,254		\$33,254	
3J.2.1 30 Warren Street Senior Center Roof Repair		\$178,576	\$0	\$178,576	\$145,322		\$145,322	\$33,254		\$33,254	
<b>1.3.2.2.3 3J.3 - Elevator Repair at DeKalb County Senior Centers</b>		<b>\$192,689</b>	<b>\$0</b>	<b>\$192,689</b>	<b>\$188,544</b>		<b>\$188,544</b>	<b>\$4,145</b>	<b>\$0</b>	<b>\$4,145</b>	
3J.3 Elevator Repairs at DeKalb County Senior Centers		\$192,689	\$0	\$192,689	\$188,544		\$188,544	\$4,145		\$4,145	
3J.3.1 30 Warren Street Senior Center Elevator Repairs		\$183,089	\$0	\$183,089	\$178,944		\$178,944	\$4,145		\$4,145	
3J.3.2 Lou Walker Senior Center Elevator Repairs		\$9,600	\$0	\$9,600	\$9,600		\$9,600	\$0		\$0	
<b>1.3.2.2.4 3J.4 - Miscellaneous Repairs and Improvements at DeKalb County Senior Centers</b>		<b>\$45,464</b>	<b>\$0</b>	<b>\$45,464</b>	<b>\$45,464</b>		<b>\$45,464</b>	<b>\$0</b>	<b>\$0</b>	<b>\$0</b>	
3J.4 Miscellaneous Repairs and Improvements at DeKalb County Senior Centers		\$45,464	\$0	\$45,464	\$45,464		\$45,464	\$0		\$0	



	SPLOST Referendum Budget	Budget Authorized			Actual Expenditures			Available Balance			SPLOST Referendum Balance
		SPLOST	Other Sources	Total	SPLOST	Other Sources	Total	SPLOST	Other Sources	Total	
<b>1.3.2.2.4.1 3J.4.1 Erosion Control Site Work at Lou Waker Senior Center</b>		\$16,730	\$0	\$16,730	\$16,730		\$16,730	\$0	\$0	\$0	
3J.4.1 Erosion Control Site Work at Lou Walker Senior Center		\$16,730	\$0	\$16,730	\$16,730		\$16,730	\$0		\$0	
<b>1.3.2.2.4.2 3J.4.2 Concrete Slab at Dumpster Enclosure at 25 Warren Center</b>		\$28,734	\$0	\$28,734	\$28,734		\$28,734	\$0	\$0	\$0	
3J.4.2 Concrete Slab at Dumpster Enclosure at 25 Warren Senior Center		\$28,734	\$0	\$28,734	\$28,734		\$28,734	\$0		\$0	
<b>1.3.2.3 3K - DeKalb County Health Care Facility Repairs</b>	\$1,000,000	\$1,000,000	\$0	\$1,000,000	\$1,000,000		\$1,000,000	\$0	\$0	\$0	\$0
<b>1.3.2.3.1 3K.1 - HVAC Repairs or Replacements at DeKalb County Health Care Facilities</b>		\$1,000,000	\$0	\$1,000,000	\$1,000,000		\$1,000,000	\$0	\$0	\$0	
3K.1 HVAC Repairs or Replacements at DeKalb County Health Care Facilities	\$1,000,000	\$1,000,000	\$0	\$1,000,000	\$1,000,000		\$1,000,000	\$0		\$0	\$0
3K.1.1 HVAC Repairs at Richardson Health Care Facility		\$723,186	\$0	\$723,186	\$723,186		\$723,186	\$0		\$0	
3K.1.2 HVAC Replacements at North DeKalb Health Center		\$276,814	\$0	\$276,814	\$276,814		\$276,814	\$0		\$0	
<b>1.3.2.4 3L - DeKalb County Library Repairs</b>	\$1,500,000	\$1,500,000	\$372,241	\$1,872,241	\$154,990		\$154,990	\$1,345,010	\$372,241	\$1,717,251	\$0
<b>1.3.2.4.1 3L.1 - Dumbwaiter System @ Decatur Main Library</b>		\$71,378	\$0	\$71,378	\$71,378		\$71,378	\$0	\$0	\$0	
3L.1 Dumbwaiter System at Decatur Main Library		\$71,378	\$0	\$71,378	\$71,378		\$71,378	\$0		\$0	
<b>1.3.2.4.2 3L.2 - Roof Maintenance Repair and Replacement at DeKalb County Libraries</b>		\$83,613	\$0	\$83,613	\$83,613		\$83,613	\$0	\$0	\$0	
3L.2 Roof Maintenance Repair and Replacement at DeKalb County Libraries		\$83,613	\$0	\$83,613	\$83,613		\$83,613	\$0		\$0	
3L.2.1 Flat Shoals Library Roof Repair and Replacement		\$83,613	\$0	\$83,613	\$83,613		\$83,613	\$0		\$0	
3L.2.99 Library Roof Maintenance Repair and Replacement Unallocated		\$0	\$0	\$0							
<b>1.3.2.4.3 3L.3 DeKalb County Libraries Restroom Renovations</b>		\$1,345,010	\$372,241	\$1,717,251				\$1,345,010	\$372,241	\$1,717,251	
3L.3 DeKalb County Libraries Restroom Renovations		\$1,345,010	\$372,241	\$1,717,251				\$1,345,010	\$372,241	\$1,717,251	
<b>1.4 4 - General Administrative Cost for All Projects on Project List</b>	\$5,820,644	\$5,820,644	\$0	\$5,820,644	\$5,487,569		\$5,487,569	\$333,075	\$0	\$333,075	\$0
4A General Administrative	\$5,820,644	\$5,820,644	\$0	\$5,820,644	\$5,487,569		\$5,487,569	\$333,075		\$333,075	\$0



	SPLOST Referendum Budget	Budget Authorized			Actual Expenditures			Available Balance			SPLOST Referendum Balance
		SPLOST	Other Sources	Total	SPLOST	Other Sources	Total	SPLOST	Other Sources	Total	
<b>1.4.1 4.1 DeKalb County</b>		<b>\$522,873</b>	<b>\$0</b>	<b>\$522,873</b>	<b>\$507,280</b>		<b>\$507,280</b>	<b>\$15,593</b>	<b>\$0</b>	<b>\$15,593</b>	
4A.1.1 DeKalb County Administrative Staff		\$446,770	\$0	\$446,770	\$439,925		\$439,925	\$6,845		\$6,845	
4A.1.2 Dekalb County Operating Supplies		\$16,732	\$0	\$16,732	\$14,859		\$14,859	\$1,873		\$1,873	
4A.1.3 Dekalb County Administrative Advertising Expenses		\$50,192	\$0	\$50,192	\$45,484		\$45,484	\$4,707		\$4,707	
4A.1.3.99 Dekalb County Administrative Advertising Expenses UNALLOCATED		\$0	\$0	\$0							
4A.1.4 Dekalb County Administrative SPLOST Oversight Committee Audio/Video Transcription		\$9,180	\$0	\$9,180	\$7,012		\$7,012	\$2,168		\$2,168	
<b>1.4.2 4.2 Project Management</b>		<b>\$5,297,770</b>	<b>\$0</b>	<b>\$5,297,770</b>	<b>\$4,980,288</b>		<b>\$4,980,288</b>	<b>\$317,482</b>	<b>\$0</b>	<b>\$317,482</b>	
4A.2.1 PM Public Safety UNALLOCATED		\$163,000	\$0	\$163,000	\$163,000		\$163,000	\$0		\$0	
4A.2.1.1 PM Public Safety WA #4 Core Services 2019		\$342,083	\$0	\$342,083	\$342,083		\$342,083	\$0		\$0	
4A.2.1.2 PM Public Safety WA #10 Core Services 2020		\$693,778	\$0	\$693,778	\$693,778		\$693,778	\$0		\$0	
4A.2.1.3 PM Public Safety WA #13 Core Services 2021		\$1,451,334	\$0	\$1,451,334	\$1,451,313		\$1,451,313	\$20		\$20	
4B.2.1 PM Parks and Recreation Repairs UNALLOCATED		\$0	\$0	\$0							
4B.2.1.1 PM Parks and Recreation Repairs WA #4 Core Services 2019		\$150,511	\$0	\$150,511	\$150,511		\$150,511	\$0		\$0	
4B.2.1.2 PM Parks and Recreation Repairs WA #5 CEI Services (3E) Resurfacing Trails and Paved Areas		\$73,500	\$0	\$73,500	\$37,084		\$37,084	\$36,416		\$36,416	
4B.2.1.3 PM Parks and Recreation Repairs WA #10 Core Services 2020		\$305,240	\$0	\$305,240	\$305,240		\$305,240	\$0		\$0	
4B.2.1.4 PM Parks and Recreation Repairs WA #13 Core Services 2021		\$638,680	\$0	\$638,680	\$638,649		\$638,649	\$31		\$31	
4C.2.1 PM General Repairs UNALLOCATED		\$0	\$0	\$0							
4C.2.1.1 PM General Repairs WA #4 Core Services 2019		\$80,745	\$0	\$80,745	\$80,745		\$80,745	\$0		\$0	
4C.2.1.2 PM General Repairs WA #10 Core Services 2020		\$163,716	\$0	\$163,716	\$163,716		\$163,716	\$0		\$0	
4C.2.1.3 PM General Repairs WA #13 Core Services 2021		\$340,897	\$0	\$340,897	\$340,291		\$340,291	\$606		\$606	
<b>1.4.2.1 4A.2.1 PM Public Safety</b>		<b>\$632,586</b>	<b>\$0</b>	<b>\$632,586</b>	<b>\$613,877</b>		<b>\$613,877</b>	<b>\$18,709</b>	<b>\$0</b>	<b>\$18,709</b>	
4A.2.1.4 PM Public Safety WA#15 ATC CEI 2A.1 Fire Station No. 7		\$166,400	\$0	\$166,400	\$158,515		\$158,515	\$7,885		\$7,885	





	SPLOST Referendum Budget	Budget Authorized			Actual Expenditures			Available Balance			SPLOST Referendum Balance
		SPLOST	Other Sources	Total	SPLOST	Other Sources	Total	SPLOST	Other Sources	Total	
4A.2.1.5 PM Public Safety WA #16 ATC CEI Services 1A Phase 2 SPLOST Resurfacing		\$466,186	\$0	\$466,186	\$455,362		\$455,362	\$10,824		\$10,824	
<b>1.4.2.3 4C.2.1 PM General Repairs</b>		<b>\$261,700</b>	<b>\$0</b>	<b>\$261,700</b>				<b>\$261,700</b>	<b>\$0</b>	<b>\$261,700</b>	
4C.2.1.6 PM Public Safety WA #17 ATC ROW Services 1C Glenwood Rd Sidewalk		\$261,700	\$0	\$261,700				\$261,700		\$261,700	