



DEKALB COUNTY SPLOST
MONTHLY PROGRESS REPORT
PERIOD ENDING NOVEMBER 30, 2024

TABLE OF CONTENTS

PROGRAM STATUS	3
Description	
Program Status	
Revenue and Cash Flow	
Budget and Cost - Program Elements	
PROGRAM MANAGEMENT	9
District 1	13
District 2	14
District 3	15
District 4	16
District 5	17
District 6	18
District 7	20
ACTIVE PROJECTS	
SPLOST I (2018-2024)	
TRANSPORTATION	
1A.3 Phase Two SPLOST Resurfacing	22
1A.10 2021 LMIG Resurfacing	26
1A.12 2023 LMIG Resurfacing	29
1A.13 2024 LMIG Resurfacing	32
1B.4 A/E Services for Transportation (On-Call)	34
1B.6 South River Trail Extension Phase VI (Crestdale Circle to near Boulder Walk Drive)	36
1B.7 East Rock Springs Road Roundabout	37
1B.9 Constitution Road Freight Corridor Operational and Safety Improvements - Phase 1	38
1B.10 North Druid Hills Road at CSX Railroad Bridge Replacement	39
1B.12 South River Trail Extension (Waldrop Rd to MLK HS) Study	40
1B.13 Redan Road Safety and Operations Improvements Study	41
1B.14 Orion Drive Bridge Upgrade / Replacement	42
1B.18 2023 LMIG Pavement Marking Safety Upgrades	43
1B.19 Briarcliff Road at Chalmette - Rectangular Rapid Flashing Beacon Crosswalks	44
1B.20 Michelle Obama Trail Extension	45
1B.21 Traffic Signal Operations and Technology Improvements	46
1C.4 A/E Services for Transportation (On-Call)	47
1C.5 Glenwood Road Sidewalk Ph. 3	48
1C.7 Snapfinger Woods Drive Sidewalk	49
1D.3 A/E Services for Transportation (On-Call)	50
1D.6 Flowers Road Traffic Signal Beacon and Enhancements	51
1D.8 Briarlake Road Right Turn Lane at Briarcliff Rd	52
1E.6 Old Castle Multi-Use Trail (S. River Trail Phase 7)	53
1F.7 Cedar Grove Road Bridge Design-Build	54
1H.2 A/E Services for Transportation (On-Call)	55
1H.4 DeKalb Industrial at Milscoff Traffic Signal and Pedestrian Crossing	56
1H.5 Four Pedestrian Crossings with RRFB (Central, Indian Creek, Redan, Briarlake)	57
1L Transportation Program Management	58
1M Commission District Transportation Projects	60

PUBLIC SAFETY FACILITIES AND RELATED CAPITAL EQUIPMENT

2A.2 Fire Station No. 27	62
2A.3 Fire Station No. 16	63
2A.4 Fire Station No. 14	64
2A.5 Fire Station No. 28	65
2A.6 Fire Station No. 5	66
2A.7 Security Camera Installations at DeKalb County Fire Stations	67
2G.2 Bobby Burgess Evidence Storage Facility	68

REPAIR OF CAPITAL OUTLAY PROJECTS - PARKS AND RECREATION

3A.12 Athletic Field Renovations at Exchange, Wade Walker, Midway and Shoal Creek Parks	69
3A.15 Athletic Field Renovations at Hamilton, Redan, and Truelove Parks	70
3B.3 Athletic and Recreation Facilities Modernizations and Upgrades.....	71
3B.4 Athletic and Recreation Facilities Pavilions, Shelters and Shade Structures Improvements	73
3C.16 A/E Services for Parks, Playgrounds, and Recreational Areas	75
3C.18 Parks, Playgrounds and Recreational Areas (14 Parks)	76
3D.2 NH Scott Park Pool Renovations and Upgrades	78
3G Tennis Court and Basketball Court Resurfacing	79

REPAIR OF CAPITAL OUTLAY PROJECTS - GENERAL REPAIRS

3I.1 Repairs to Courthouse Parking Deck.....	81
3I.5.4 DeKalb County Court Building - Security Improvements	82

GENERAL ADMINISTRATIVE

4A General Administrative.....	83
A. Completed Projects	84
B. SPLOST I Agenda Item Status Report	91
C. SPLOST II Agenda Item Status Report	99
D. Procurement Summary	100
E. Program Financial Detail	110

PROGRAM STATUS

Description

SPLOST I: In November 2017, DeKalb County voters approved a referendum to implement a one-cent SPLOST (Special Purpose Local Option Sales Tax) program and the first cent was collected April 1, 2018. This one-cent sales tax provided funding exclusively for capital projects in unincorporated DeKalb County in four major categories: roads, public safety, buildings, and parks. The SPLOST was originally projected to generate \$388 million through March of 2024 but has exceeded this estimate. DeKalb County's enabling legislation for SPLOST allowed for unrestricted funding for transportation and public safety projects and imposed a cap of 15 percent for repair of capital assets. These include court buildings, parks, health centers, senior centers and libraries. The county and city governments share the SPLOST revenue on a per capita basis between the unincorporated area and each municipality, excluding Atlanta, in DeKalb. The cities, through intergovernmental agreements executed prior to the referendum's passage, receive their funds directly from the Georgia Department of Revenue.

SPLOST II: In November 2023, DeKalb County voters approved a referendum to implement another one-cent SPLOST (Special Purpose Local Option Sales Tax) program and the first cent was collected April 1, 2024. This one-cent sales tax provides funding exclusively for capital projects in unincorporated DeKalb County in four major categories: public safety, transportation, multi-generational recreation and Community facilities and Capital outlay projects. The SPLOST was originally projected to generate \$496 million through March of 2030.

Program Status

The first three years of SPLOST I collections provided funding for all major categories of projects including, transportation, public safety, and capital improvements. The initial emphasis was on resurfacing, public safety equipment and planning for buildings and parks. Year four saw continued substantial expenditures in the resurfacing category as well as an emphasis on new fire stations and fire station improvements, the completion of repairs at Senior Centers and Health Care facilities and the advancement of Parks and Recreation projects. Year five continued the emphasis on transportation and safety projects as well as needed repairs and upgrades to parks, athletic facilities, libraries and courthouse facilities. As the program completed its last full year of collections, a referendum for a second SPLOST program was approved by voters. Implementation of the SPLOST II program is underway while the program management team continues delivery and completion of SPLOST I projects.

Revenue and Cash Flow

SPLOST I Revenues received through November 2024 are \$448M (including interest earnings, pro rata and city contributions). Current earnings are interest only.

SPLOST II Revenues received through November 2024 are \$45.7M (including interest earnings, pro rata and city contributions).

While sales tax revenues continue to exceed original projections, the construction industry is still seeing increased materials prices and delivery schedules which has affected the costs and schedules of SPLOST projects. The program management team continues to monitor the economy closely and maintain a contingency plan to insure the financial health of the program.

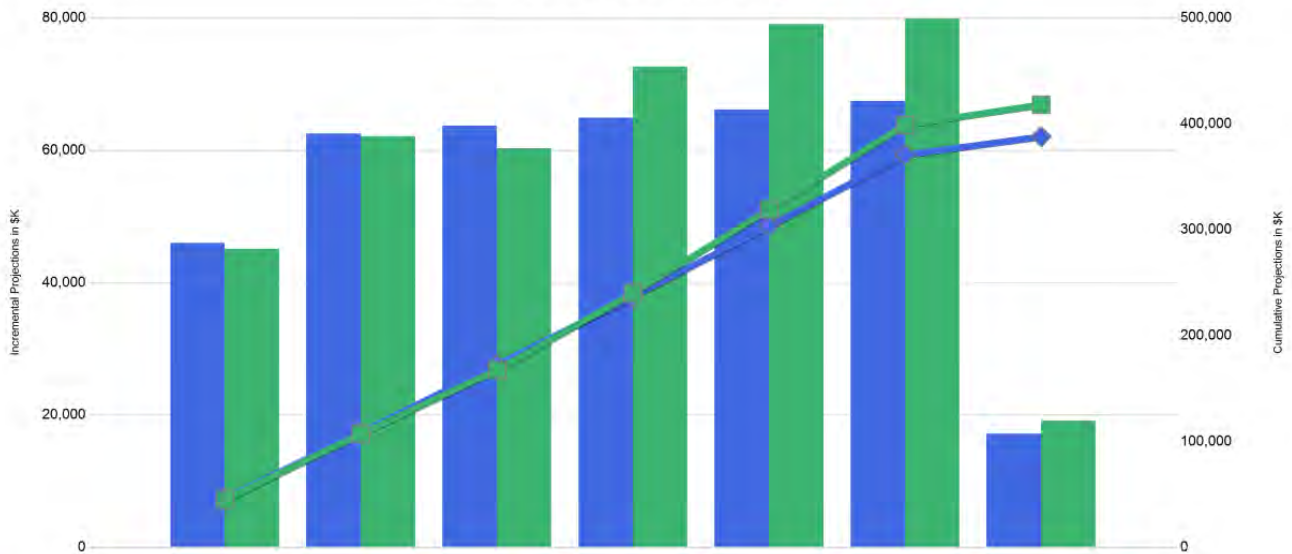
These metrics are continually monitored by Finance and Program Management. See program metrics below.

SPLOST I (2018-2024) FY 2024
Sales Tax Actual vs. Projected Revenue



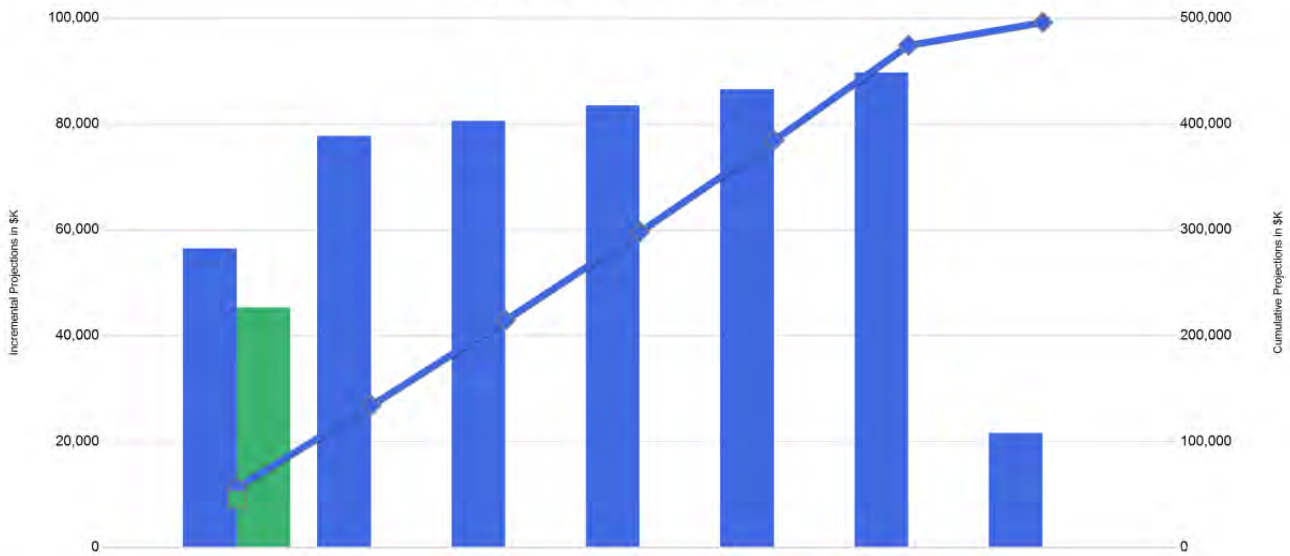
	2024 Jan	2024 Feb	2024 Mar	2024 Apr	2024 May	2024 Jun	2024 Jul	2024 Aug	2024 Sep	2024 Oct	2024 Nov	2024 Dec
Incremental Actual	6,103	6,492	6,506			17						
Incremental Projected	5,729	5,729	5,729									
Incremental Variance	373	763	776			17						
Cumulative Actual	405,222	411,714	418,220	418,220	418,220	418,237						
Cumulative Projected	376,584	382,314	388,043									
Cumulative Variance	28,638	29,401	30,177	418,220	418,220	418,237						

2018 SPLOST I
Fiscal Year Sales Tax Revenue - Actual vs. Projected



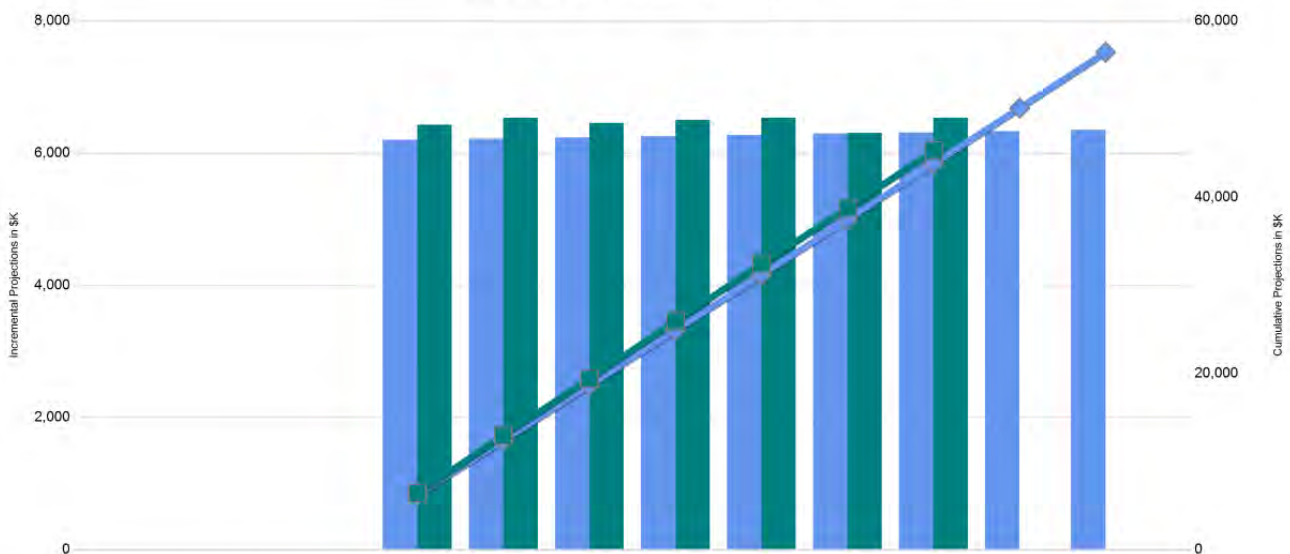
	FY 2018	FY 2019	FY 2020	FY 2021	FY 2022	FY 2023	FY 2024
Incremental Actual	45,099	62,107	60,317	72,628	79,074	79,894	19,118
Incremental Projected	46,011	62,524	63,723	64,945	66,191	67,460	17,188
Incremental Variance	-912	-417	-3,407	7,683	12,883	12,434	1,929
Cumulative Actual	45,099	107,206	167,523	240,151	319,225	399,119	418,237
Cumulative Projected	46,011	108,535	172,259	237,204	303,395	370,855	388,043
Cumulative Variance	-912	-1,329	-4,736	2,947	15,830	28,264	30,194

2024 SPLOST II
Fiscal Year Sales Tax Revenue - Actual vs. Projected



	FY 2024	FY 2025	FY 2026	FY 2027	FY 2028	FY 2029	FY 2030
Incremental Actual	45,299						
Incremental Projected	56,474	77,707	80,551	83,499	86,555	89,723	21,576
Incremental Variance	-11,175	-77,707	-80,551	-83,499	-86,555	-89,723	-21,576
Cumulative Actual	45,299						
Cumulative Projected	56,474	134,181	214,732	298,231	384,787	474,510	496,086
Cumulative Variance	-11,175	-134,181	-214,732	-298,231	-384,787	-474,510	-496,086

2024 SPLOST II
FY 2024 Sales Tax Revenue - Actual vs. Projected

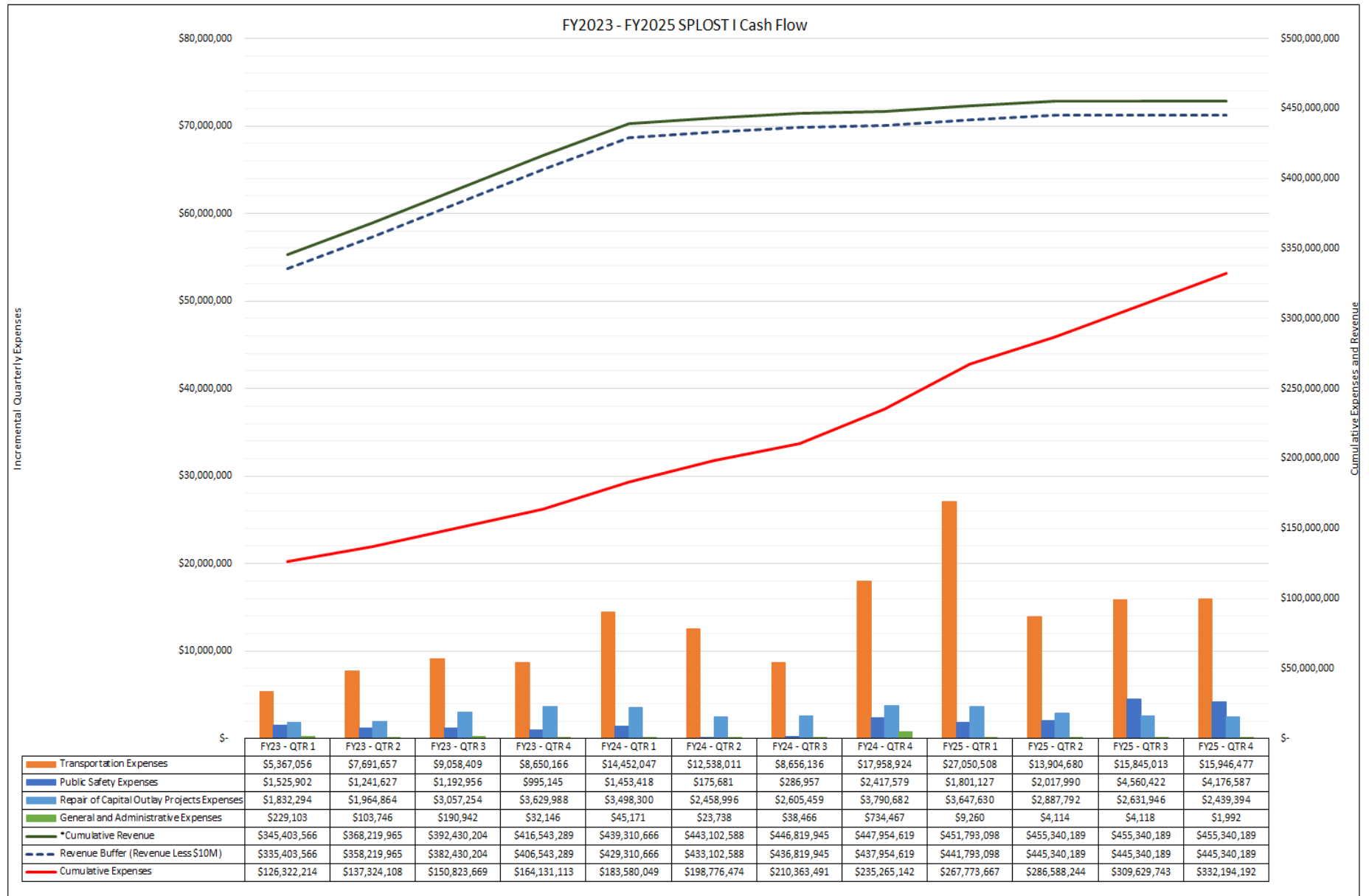


	2024 Jan	2024 Feb	2024 Mar	2024 Apr	2024 May	2024 Jun	2024 Jul	2024 Aug	2024 Sep	2024 Oct	2024 Nov	2024 Dec
Incremental Actual				6,432	6,533	6,456	6,504	6,532	6,306	6,536		
Incremental Projected				6,200	6,219	6,237	6,256	6,275	6,294	6,312	6,331	6,350
Incremental Variance				232	314	219	248	258	12	224	-6,331	-6,350
Cumulative Actual				6,432	12,965	19,421	25,925	32,457	38,763	45,299		
Cumulative Projected				6,200	12,419	18,656	24,912	31,187	37,480	43,793	50,124	56,474
Cumulative Variance				232	546	765	1,013	1,271	1,283	1,506	-50,124	-56,474

FY2023 - FY2025 SPLOST I Cash Flow Plan

* Totals	Q1FY23	Q2FY23	Q3FY23	Q4FY23	Q1FY24	Q2FY24	Q3FY24	Q4FY24	Q1FY25	Q2FY25	Q3FY25	Q4FY25
Incremental Quarterly Projections	\$8,954,355.65	\$11,001,894.25	\$13,499,560.87	\$13,307,444.22	\$19,448,935.61	\$15,196,425.13	\$11,587,017.37	\$24,901,650.89	\$32,508,525.07	\$18,814,576.39	\$23,041,499.05	\$22,564,449.83
Cumulative Quarterly Projections	\$126,322,213.70	\$137,324,107.95	\$150,823,668.82	\$164,131,113.04	\$183,580,048.65	\$198,776,473.78	\$210,363,491.15	\$235,265,142.04	\$267,773,667.11	\$286,588,243.50	\$309,629,742.55	\$332,194,192.38
*Referendum Category												
1 Transportation Purposes	\$5,367,056.14	\$7,691,656.54	\$9,058,409.20	\$8,650,165.64	\$14,452,046.57	\$12,538,010.66	\$8,656,135.98	\$17,958,923.90	\$27,050,507.99	\$13,904,680.00	\$15,845,012.59	\$15,946,476.91
1A Road Resurfacing	\$1,857,614.81	\$5,467,139.41	\$6,097,151.29	\$6,216,596.05	\$11,541,960.54	\$10,381,272.35	\$8,054,492.18	\$10,646,109.06	\$19,115,326.95	\$6,522,537.36	\$8,529,180.51	\$8,529,180.51
1B Federal and State Transportation Project Matching Funds	\$1,346,914.47	\$946,831.83	\$1,727,489.34	\$742,491.05	\$125,114.41	\$339,449.95	\$230,198.20	\$1,550,219.68	\$3,212,864.39	\$2,711,838.39	\$2,918,663.29	\$2,564,940.86
1C Pedestrian Improvements	\$160,831.15	\$124,000.72	\$61,358.71	\$147,901.12	\$90,422.87	\$81,867.16	\$31,812.10	\$1,385,938.58	\$445,668.40	436742.77	411028.96	402766.15
1D Transportation Enhancements	\$405,873.69	\$245,120.93	\$279,395.64	\$44,654.00	\$107,334.53	\$46,754.69	\$4,601.60	\$124,374.46	\$183,270.74	48098.07	0	0
1E Multi-Use Trails	\$0.00	\$0.00	\$0.00	\$31,822.55	\$154,554.30	\$117,639.05	\$222,979.10	\$365,619.48	\$445,591.70	876882.44	899055.27	1372311.15
1F Bridge Repairs and Improvements	\$148,682.07	\$0.00	\$7,803.51	\$249,546.03	\$667,200.78	\$283,918.00	\$95,576.75	\$442,237.07	\$1,233,759.09	\$1,248,483.88	\$1,263,092.52	\$1,263,063.48
1G Sidewalks to Schools, Transit and Other Locations	\$0.00	\$0.00	\$0.00	\$0.00	\$16,566.05	\$64,739.90	\$4,161.05	\$116,575.17	\$17,414.62	\$17,686.72	\$17,958.82	\$362,260.14
1H Traffic Signal Improvements	\$84,701.50	\$0.00	\$3,678.14	\$639.50	\$48,452.53	\$15,873.15	\$3,323.00	\$254,481.59	\$524,161.97	\$408,852.50	\$211,497.79	\$226,616.45
1I Community Improvement District Matching Funds	\$0.00	\$0.00	\$0.00	\$0.00	\$0.00	\$0.00	\$0.00	\$0.00	\$0.00	\$0.00	\$0.00	\$6,464.74
1J Corridor Beautification	\$525,000.00	\$0.00	\$0.00	\$0.00	\$0.00	\$0.00	\$0.00	\$216,000.00	\$3,320.74	75546.8	119072.19	103298.69
1K Public Transportation Shelters	\$0.00	\$0.00	\$0.00	\$0.00	\$0.00	\$0.00	\$0.00	\$169,468.61	\$0.00	0	0	0
1L Transportation Project Management	\$827,875.95	\$891,678.04	\$824,615.57	\$1,107,133.84	\$1,200,397.37	\$1,150,193.66	\$0.00	\$1,683,256.01	\$1,365,618.16	\$997,278.45	\$739,534.61	\$675,835.98
1M Commissioner District Transportation Projects	\$9,562.50	\$16,885.61	\$56,917.00	\$109,381.50	\$500,043.19	\$56,302.75	\$8,992.00	\$1,004,644.19	\$503,511.24	560732.61	735928.62	439738.75
2 Public Safety Facilities & Related Capital Equipment	\$1,525,902.47	\$1,241,627.21	\$1,192,955.61	\$995,144.60	\$1,453,417.84	\$175,680.66	\$286,956.83	\$2,417,578.57	\$1,801,126.99	\$2,017,990.04	\$4,560,422.27	\$4,176,586.86
2A Replace Existing / Construct New Fire Stations & Related Capital Equipment	\$901,774.73	\$449,480.66	\$815,531.74	\$950,408.27	\$1,439,417.84	\$175,680.66	\$286,956.83	\$1,730,881.60	\$1,084,492.19	\$494,869.76	\$1,257,045.21	\$1,725,819.43
2B Repair Fire Stations & Related Capital Equipment	\$332,868.74	\$792,146.55	\$363,792.85	\$44,736.33	\$0.00	\$0.00	\$0.00	\$105,877.89	\$63,342.84	\$207,749.58	\$115,450.63	\$12,400.33
2C Upgrade Fire Radio System	\$0.00	\$0.00	\$0.00	\$0.00	\$0.00	\$0.00	\$0.00	\$12,103.21	\$33,603.35	43417.67	63793.03	42297.56
2D Purchase & Outfit Fire Quick Response Vehicles	\$0.00	\$0.00	\$0.00	\$0.00	\$0.00	\$0.00	\$0.00	\$12,535.34	\$41,213.00	134626.77	73714.03	7823
2E Repair & Replace Police Precincts and Public Safety Facilities	\$0.00	\$0.00	\$0.00	\$0.00	\$0.00	\$0.00	\$0.00	\$394,788.40	\$0.00	\$0.00	\$0.00	\$0.00
2F Purchase & Outfit Police Vehicles	\$0.00	\$0.00	\$0.00	\$0.00	\$0.00	\$0.00	\$0.00	\$50,815.31	\$125,593.66	162274.98	238428.6	158088.53
2G Repair or Replace Bobby Burgess Building	\$291,259.00	\$0.00	\$13,631.02	\$0.00	\$14,000.00	\$0.00	\$0.00	\$110,576.82	\$402,278.83	\$407,363.82	\$2,157,086.35	\$2,147,604.13
2H Planning and Design for Public Safety Training Facility	\$0.00	\$0.00	\$0.00	\$0.00	\$0.00	\$0.00	\$0.00	\$0.00	\$50,603.11	567687.46	654904.43	82553.88
3 Repair of Capital Outlay Projects	\$1,832,294.04	\$1,964,864.18	\$3,057,254.10	\$3,629,987.84	\$3,498,299.82	\$2,458,996.12	\$2,605,458.73	\$3,790,681.60	\$3,647,630.24	\$2,887,792.22	\$2,631,945.99	\$2,439,393.65
3A Athletic Fields	\$688,834.10	\$898,343.86	\$1,880,627.46	\$2,470,427.85	\$332,852.83	\$132,484.57	\$216,728.07	\$1,383,243.07	\$870,766.27	\$96,668.03	\$494.82	\$8,666.49
3B Renovate Athletic & Recreation Facilities	\$262,596.72	\$86,271.80	\$185,391.20	\$212,403.45	\$113,586.09	\$167,657.04	\$320,688.46	\$488,874.58	\$633,430.34	\$611,312.79	\$323,114.59	\$35,115.19
3C Parks, Playgrounds and Recreational Areas	\$625,555.61	\$971,209.42	\$283,652.80	\$470,422.70	\$489,039.52	\$110,812.11	\$0.00	\$696,713.33	\$314,652.35	\$313,161.68	\$322,102.22	\$374,405.40
3D Pools and Other Aquatic Facilities	\$27,278.44	\$9,039.10	\$0.00	\$883.01	\$10,707.05	\$0.00	\$0.00	\$17,278.42	\$454,552.70	\$574,824.67	\$577,975.29	\$627,031.22
3E Resurfacing Trails and Paved Areas	\$0.00	\$0.00	\$299,071.94	\$50,000.00	\$41,000.00	\$0.00	\$0.00	\$127,733.59	\$0.00	\$0.00	\$169,636.21	\$169,636.21
3F Golf Courses	\$0.00	\$0.00	\$0.00	\$0.00	\$0.00	\$0.00	\$0.00	\$129,790.73	\$0.00	\$0.00	\$0.00	\$0.00
3G Tennis Court Resurfacing	\$0.00	\$0.00	\$88,000.00	\$91,000.00	\$91,000.00	\$0.00	\$0.00	\$434,543.07	\$203,818.26	\$206,082.90	\$94,276.17	\$174,771.03
3H Stream Bank Restoration/Drainage and Stormwater Improvements	\$0.00	\$0.00	\$0.00	\$38,475.00	\$3,679.58	\$0.00	\$102,120.42	\$1,310.59	\$3,804.94	3847.22	3889.49	3889.49
3I County Courthouse Administrative Complex, Including Parking	\$228,029.17	\$0.00	\$320,510.70	\$267,641.83	\$1,755,309.35	\$1,799,524.75	\$1,530,687.43	\$430,338.26	\$987,929.20	\$1,017,368.19	\$1,047,740.69	\$987,841.17
3J General Senior Center Repairs	\$0.00	\$0.00	\$0.00	\$28,734.00	\$0.00	\$0.00	\$0.00	\$44,397.29	\$20,316.36	20542.1	26379.02	38568.84
3K Repair of County Owned Health Facilities	\$0.00	\$0.00	\$0.00	\$0.00	\$0.00	\$0.00	\$0.00	\$0.00	\$0.00	43984.64	66337.48	19468.61
3L General Library Repairs	\$0.00	\$0.00	\$0.00	\$0.00	\$661,125.40	\$248,517.65	\$435,234.35	\$36,458.67	\$158,359.83	0	0	0
4 General and Administrative	\$229,103.00	\$103,746.32	\$190,941.96	\$32,146.14	\$45,171.38	\$23,737.69	\$38,465.83	\$734,466.82	\$9,259.85	\$4,114.13	\$4,118.20	\$1,992.41
4A General Administrative Costs	\$229,103.00	\$103,746.32	\$190,941.96	\$32,146.14	\$45,171.38	\$23,737.69	\$38,465.83	\$734,466.82	\$9,259.85	\$4,114.13	\$4,118.20	\$1,992.41

*Values through report date are actual expenses and include invoices paid and invoices submitted for approval; values beyond report date are projections.



*Cumulative Revenue includes interest earnings, pro rata and city contributions.

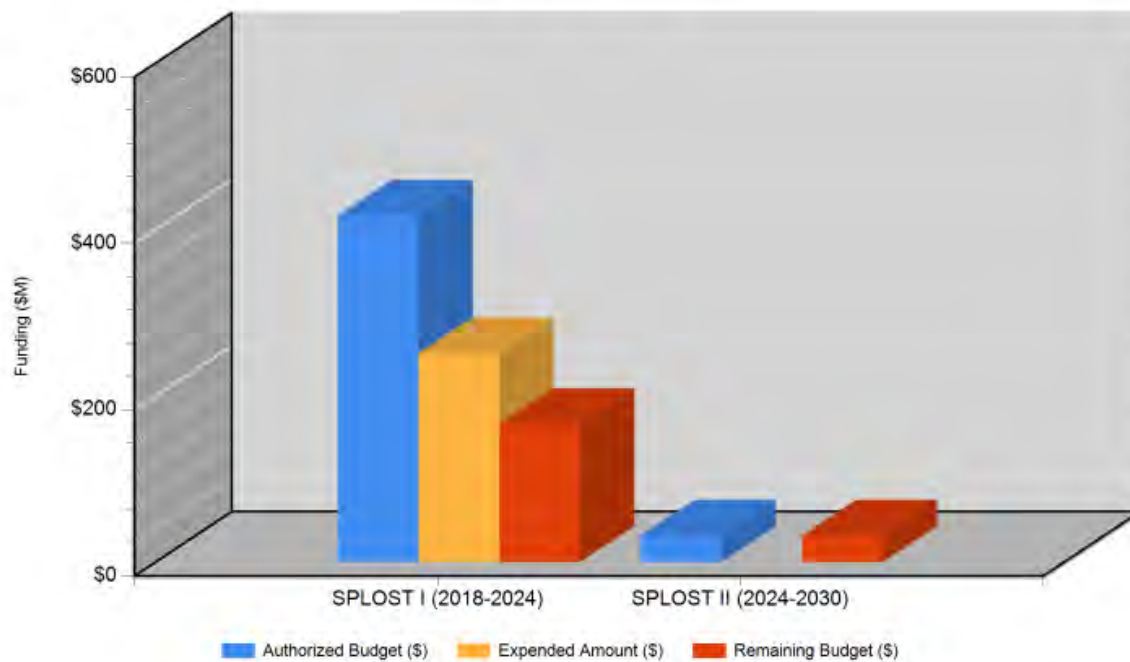
Budget and Cost - Program Elements

The SPLOST I Program Budget is currently \$438M, which reflects the total sales tax collections that exceeded the original projection of \$388M and also includes pro-rata, city contributions and continued interest earnings on the balance. This budget will be updated quarterly as the program continues to generate interest earnings. Through the end of November 2024, the Board of Commissioners (BOC) has authorized \$359.6M (with another \$19.8M pending), or 82% of the updated SPLOST I budget. The SPLOST II Program Budget is \$496M and the BOC has authorized \$31.3M, or 6%.

\$212M of the SPLOST I Program Budget has been expended (\$251M has been invoiced to date on all projects including those with outside funding sources).

See Appendices B and C for Agenda Item Status reports detailing BOC Authorizations and Expenditures. See Appendix G for detailed program financial status.

SPLOST Summary



	SPLOST I (2018-2024)			SPLOST II (2024-2030)		
	SPLOST Funds	Other Funds	Total Funds	SPLOST Funds	Other Funds	Total Funds
Authorized	\$359,552,239	\$56,621,831	\$416,174,070	\$31,300,000	\$0	\$31,300,000
Expended	\$214,285,736	\$36,456,691	\$250,742,427			
Remaining	\$145,266,502	\$20,165,140	\$165,431,643	\$31,300,000	\$0	\$31,300,000
% Remaining	40.40 %	35.61 %	39.75 %	100.00 %	0.00 %	100.00 %

PROGRAM MANAGEMENT

Summary

Transportation: Construction continues on SPLOST Phase 2 Resurfacing Area A (25 miles) and Area B (25 miles), 2021 LMIG Resurfacing (24 miles), 2022 LMIG Resurfacing (28 miles) and the 2023 LMIG Resurfacing project (25 miles). Contract execution for the 2024 LMIG Resurfacing project and the East Rock Springs Road Roundabout project is nearing completion and construction should begin in early 2025. The Cedar Grove Bridge Design-Build project continues. The Redan Road Corridor Scoping Study, the DeKalb Industrial Way at Milscott Drive Traffic Signal and the Briarcliff Road Pedestrian crossing improvements project contracts continue. Design services for multiple transportation projects are ongoing.

Public Safety Facilities and Related Capital Equipment: Fire Station No. 7 is complete. Design of Fire Stations No. 27, No. 16 and No. 5 continues. Phase coordination and site acquisition for two additional new fire stations continues. Design for the relocation of the Bobby Burgess Evidence Storage Facility continues. Development of a phased spending plan to address remaining issues at the Bobby Burgess complex is ongoing.

Repair of Capital Outlay Projects - Park and Recreation: Athletic Field Renovations at Truelove and Shoal Creek Parks are underway and are expected to begin at Hamilton Park in December. The Emory Grove Park playground was completed. Design and permitting continues for projects at multiple Athletic and Recreation Facilities which includes the modernizations and upgrades to concession buildings, recreation centers, bathrooms and field houses as well as pavilion, shelter and shade structure improvements and playgrounds.

Repair of Capital Outlay Projects - General Repairs: Security Upgrades at the County Courthouse and construction of the Parking Deck Renovations at the County Courthouse Administrative Complex continue.

Program Management Activities

- 1 The SPLOST project team furthered planning and delivery efforts for several projects including:
- 2 Resurfacing Projects and Bridge Repair/Replacement projects
- 3 Bobby Burgess Building, DeKalb County Courthouse Administrative Complex, and Fire Stations
- 4 Road Operations and Safety and Traffic Calming Improvement Projects
- 5 Sidewalk and multi-use trail projects
- 6 DeKalb County Park improvements including Athletic Fields, Playgrounds, Shelters, Shade Structures and Facilities, Lighting, and Aquatic and Recreation Facilities
- 7 Stream Bank Restoration / Drainage and Stormwater Improvements

Planned Activities for Next Period

- 1 Continue planning and executing scopes of work presented and approved by the BOC utilizing established protocol.
- 2 Continue/complete construction on active projects.
- 3 Continue to advance project development, design, right-of-way and construction across all program categories.

Issues

- 1 **Economy & Labor** SPLOST I revenues exceeded initial projections, but additional concerns continue to be monitored. These include the effects of inflation and rising material costs driven by increased production, labor and transportation costs. In addition, the shortages of materials, long delivery times and local labor shortages are negatively impacting project schedules.

Financial - SPLOST I (2018-2024)

The original Program Management contract was issued to Moreland Altobelli (now Atlas Technical Consultants) in the amount of \$14,988,844.39 with a period of performance of 6/26/2018 to 12/31/2023. An NTP was issued for 8/2/2018. Subsequently, individual work authorizations and modifications were issued as follows:

1. **Work Authorization 1** - Project Management Core Services for FY 2018 in the amount of \$772,420.00 was issued under 1L Transportation Project Management. Period of performance is 8/27/2018 to 12/31/2018.
2. **Work Authorization 2** - CEI Services for 1A 2018 LMIG in the amount of \$309,780.00 was issued under 1L Transportation Project Management. Period of performance is 9/27/2018 to 9/3/2019.
3. **Work Authorization 3** - CEI Services for 1A Phase 1 SPLOST Road Resurfacing in the amount of \$1,132,000.00 was issued 11/9/2018 under 1L Transportation Project Management. Period of performance is 11/12/2018 to 11/13/2019.
4. **Work Authorization 4** - Project Management Core Services for FY 2019 was issued in the amount of \$1,543,880.00 (\$970,482.97 was issued under 1L Transportation Project Management; \$342,123.81 was issued under 4A General Admin - Public Safety; \$150,528.30 was issued under 4A General Admin - Parks and Recreation; \$80,744.92 was issued under 4A General Admin - General Repairs). Period of performance is 2/1/2019 to 8/31/2019.
5. **Work Authorization 5** - CEI Services for 3E Resurfacing Trails and Paved Areas in the amount of \$73,500.00 was issued under 4A General Administrative Costs. Period of performance is 3/21/2019 to 9/21/2019. WA #5 Modification 1 changed completion date to 12/31/21.
6. **Work Authorization 6** - CEI Services for 1B Flat Shoals, Henderson & Salem Road Sidewalks in the amount of \$353,500 was issued under 1L Transportation Project Management. Period of performance is 8/16/2019 to 12/31/2020. WA #6 Modification 1 changed completion date to 12/31/21 and increased not-to-exceed to \$693,895.71.
7. **Work Authorization 7** - CEI Services for 1B Rockbridge Road Streetscape in the amount of \$166,795 was issued under 1L Transportation Project Management. Period of performance is 1/8/2020 to 7/1/2021. WA #7 Modification 1 changed completion date to 12/31/21 and increased not-to-exceed to \$332,807.16.
8. **Work Authorization 8** - CEI Services for 1B Rockbridge Road Water/Sewer Improvements in the amount of \$32,900 was issued under 1L Transportation Project Management. Period of Performance is 1/8/2020 to 7/1/2021. WA #8 Modification 1 changed completion date to 9/30/21 and increased not-to-exceed to \$64,900.
9. **Work Authorization 9** - CEI Services for 1B South River Trail Phase 5 in the amount of \$70,457 and was issued under 1L Transportation Project Management. Period of performance is 9/26/2019 to 3/26/2021. WA#9 Modification 1 changed completion date to 12/31/21.
10. **Work Authorization 10** - Project Management Core Services for period of performance 11/1/2019 to 10/31/2020 in the amount of \$3,130,811.26 (\$1,968,027.97 was issued under 1L Transportation Project Management; \$693,787.77 was issued under 4A General Admin - Public Safety; \$305,254.10 was issued under 4A General Admin - Parks and Recreation; \$163,741.43 was issued under 4A General Admin - General Repairs).
11. **Work Authorization 11** - CEI Services for 1A 2019 LMIG Resurfacing in the amount of \$573,920.72 was issued under 1L Transportation Project Management. Period of performance is 12/20/2019 to 12/20/2020.
12. **Work Authorization 12** - CEI Services for 1C Sidewalk Construction in the amount of \$62,400.80 was issued under 1L Transportation Project Management. Period of performance is 04/01/2020 to 12/31/2020.
13. **Work Authorization 13** - Project Management Core Services for FY 2021 in the amount of \$3,280,000.00 (\$2,061,808.00 was issued under - 1L Transportation Project Management; \$726,848.00 was issued under 4A General Admin - Public Safety; \$319,800.00 was issued under 4A General Admin - Parks and Recreation; \$171,544.00 was issued under 4A General Admin - General Repairs). Period of performance is 01/01/2021 to 12/31/2021. Revision 1 to WA 13 was approved on 3/21/2022 and increased the amount to \$3,473,761.42 and extended completion to 02/28/2022. Revision 2 to WA 13 was approved on 7/7/2022 and increased the amount to \$4,125,888.70 and extended completion to 5/31/2022. Revision 3 to WA 13 was approved on 10/24/2022 and increased the amount to \$4,755,016.70 and extended the completion to 7/2/2022.

14. **Work Authorization 14** - CEI Services for 1A 2020 LMIG Resurfacing in the amount of \$657,818.10 was issued under 1L Transportation Project Management.
15. **Work Authorization 15** - CEI Services for 2A Fire Station No. 7 in the amount of \$166,400.00 was issued under 4A General Administrative Costs. Period of performance is 02/09/2021 to 02/23/2023.
16. **Work Authorization 16** - CEI Services for 1A Phase 2 SPLOST Road Resurfacing in the amount of \$1,258,256 was issued 03/18/2022 under 4A General Administrative Costs. Period of performance is 3/18/2022 to 3/18/2023. WA#13 Revision 3 reduced amount to \$629,128.00 to cover awarded construction contract for Area B. WA#16 Revision 1 increased contract time to 12/31/2023 to cover contractor's time extension.
17. **Work Authorization 17** - Right-of-Way Acquisition Services for 1C Pedestrian Improvements for Glenwood Road Sidewalk in the amount of \$261,700 was approved. Period of performance is 11/09/2021 to 12/31/2022.
18. **Change Order No. 1** - Project Management Core Services contract not-to-exceed increase from \$14,998,844.39 to \$17,763,346.75 was approved by the BOC on 11/15/2022.
19. **Work Authorization 18** - Project Management Core Services in the amount of \$3,378,400 was issued under CO#1 and was approved on 12/22/2022.
20. **Work Authorization 19** - CEI Services for 1A 2021 LMIG Resurfacing in the amount of \$636,452.00 was approved on 12/29/2022. Period of performance is 10/13/2022 to 12/31/2023.
21. **Work Authorization 20** - CEI Services for 1A Phase 2 SPLOST Road Resurfacing in the amount of \$682,115.00 was approved on 5/31/2023. Period of performance is 5/31/2023 to 6/30/2024.
22. **Work Authorization 21** - CEI Services for 1A 2022 LMIG Resurfacing in the amount of \$682,115.00 was approved on 03/07/2023. Period of performance is 03/07/2023 to 03/07/2024.
23. **Change Order No. 2** - Project Management Core Services contract not-to-exceed increase from \$17,763,346.75 to \$18,166,546.75 was approved by the BOC on 08/08/2023.
24. **Change Order No. 3** - Project Management Core Services contract not-to-exceed increase from \$18,166,546.75 to \$21,120,202.65 was approved by the BOC on 08/08/2023.
25. **Work Authorization 22** - CEI Services for 1A 2023 LMIG Resurfacing in the amount of \$782,115 was approved on 3/21/2024. Period of performance is 03/14/2024 to 03/14/2025.
26. **Change Order No. 4** - Project Management Core Services contract not-to-exceed increase from 21,120,202.65 to 45,924,502.65 and contract term extension to June 30, 2030 was approved by the BOC on 05/28/2024. This change order will fund SPLOST I and SPLOST II work authorizations.
27. **Work Authorization 23** - CEI Services for 1A 2024 LMIG Resurfacing in the amount of \$750,000.00.
28. **Work Authorization 24** - Project Management Core Services in the amount of \$4,500,000 was issued under CO#3 and was approved on 08/28/2024.

****Please note Original Contract amount was 14,998,844.39 and included Core Services work authorizations. All CEI Services are shown as supplemental services and will be addressed in future change orders. The Contract Status chart reflects final costs for Work Authorizations that have been completed and closed.***

Contract Status - Core Services		
Original Contract Amount:		\$37,111,260.94
Approved Work Authorizations:	\$19,128,129.66	
Invoiced to Date:		\$16,082,392.59
Remaining Work Authorizations Amount:	\$3,045,737.07	
Pending Work Authorizations:	\$0.00	
Current Contract Amount:		\$37,111,260.94
Remaining Contract Amount:		\$21,028,868.35
Percent of Contract Amount Complete:		43.34%
Contract Status - Supplemental Services		
Executed Supplemental Work Authorizations:		\$8,813,241.71
Invoiced to Date Supplemental Work Authorizations:		\$5,664,089.33
Remaining Supplemental Work Authorizations Contract Amount:	\$3,149,152.38	
Percent of Supplemental Work Authorizations Amount Complete:		64.27%
Pending Supplemental Work Authorizations:		\$0.00
Total Supplemental Services Amount:		\$8,813,241.71
Total Contract Status		
Current Contract Amount:		\$45,924,502.65
Total Invoiced to Date:		\$21,746,481.92
Remaining Contract Amount:		\$24,178,020.73
Percent of Contract Amount Complete:		47.35%

Schedule

Current authorized projects are progressing as planned. See respective project status pages for details.

Public Involvement

The team continues to support public involvement tasks including county-wide town hall meetings, individual board member's district meetings, and citizen's oversight group meetings.

Contract Compliance and LSBE

The total Board of Commissioners SPLOST awards is \$297,282,530 as of November 2024. The SPLOST Local Small Business Enterprise Program (LSBE) participation attainment to date is \$116,505,576 or 39.1% percent. This includes 56 projects (17 of the Primes contractors are LSBEs). There are 79 LSBE subcontractors working on these contracts. This data represents the total amount of the contracts with funding from SPLOST, GDOT, Departmental and County budget.

During the month of November 2024, the SPLOST Contract Compliance Officer attended eight (8) Mandatory Prime/ LSBE Zoom meetings with Contracting and Procurement Team in which the Dekalb procurements projects were outlined for open solicitation. There was one bid opening and one cost opening during the month of November. The Dekalb County Title VI Policy was presented to the Zoom meeting attendees.

Conducted outreach with weekly updates for the County Contracting and Purchasing Department through Zoom meetings, email, telephone contacts and text to various organizations, businesses, and subcontractors. communication with LSBE firm take place daily

I attended three meetings with SPLOST Team Program Manager, Contracting and Procurement Department and Finance Department to discuss and update the SPLOST Program activity, contract invoices and financial status.

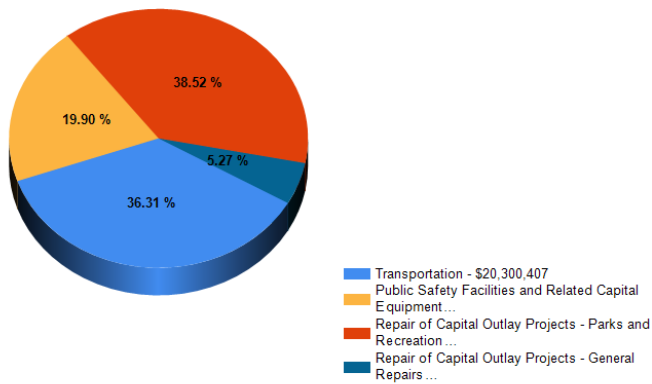
Reviewed and confirmed LSBE listed participation on current awarded contracts. The How to Do Business training was not conducted and will resume in January 2025. Training will include information on the SPLOST II Program, Contract Compliance and Title VI Policy for all external procurement Invitation to Bid (ITBs) and Request for Proposal (RFPs) advertised.

Conducted on-going monitoring with Prime and LSBE subcontractors. Conducted continuous monitoring Title Primes and Subs follow the Title VI, equal opportunity and LSBE policies. Updated monthly records of numerous Primes and LSBE subcontractor invoices, contractor payments and delinquency report.

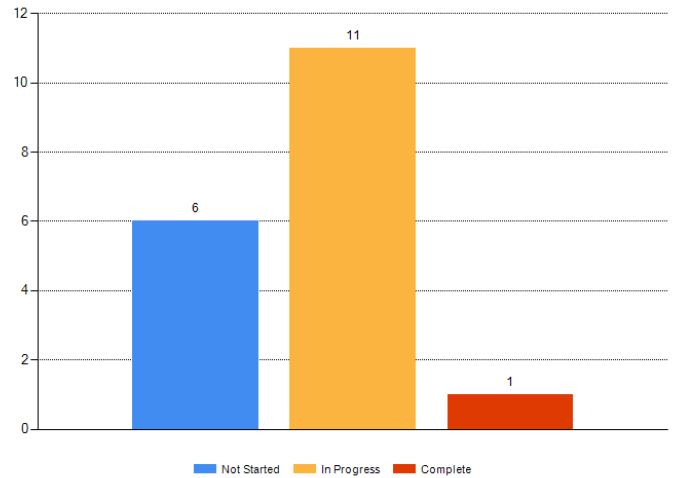
DISTRICT 1 STATUS

COMMISSIONER: ROBERT PATRICK

District 1 Budget By Category



District 1 Active Project Status



Active District Projects

Name	District(s) / Super	Status
Phase Two SPLOST Resurfacing	01, 02, 03, 04, 05 / 06, 07	In Construction
2023 LMIG Resurfacing	01, 02, 03, 04, 05 / 06, 07	In Construction
2024 LMIG Resurfacing	01, 02, 03, 04, 05 / 06, 07	In Progress
A/E Services for Transportation (On-Call)	01, 02, 03, 04, 05 / 06, 07	Design Phase
2023 LMIG Pavement Marking Safety Upgrades	01, 02, 03, 04, 05 / 06, 07	In Construction
A/E Services for Transportation (On-Call)	01, 02, 03, 04, 05 / 06, 07	Design Phase
A/E Services for Transportation (On-Call)	01, 02, 03, 04, 05 / 06, 07	Design Phase
Flowers Road Traffic Signal Beacon and Enhancements	01 / 07	Not Started
A/E Services for Transportation (On-Call)	01, 02, 03, 04, 05 / 06, 07	Design Phase
Transportation Program Management	01, 02, 03, 04, 05 / 06, 07	Program Management
Transportation Purposes	01, 02, 03, 04, 05 / 06, 07	Not Started
Multi-Generational Recreation and Community Purpose	01, 02, 03, 04, 05 / 06, 07	Not Started
Capital Outlay Projects Owned or Operated by the County	01, 02, 03, 04, 05 / 06, 07	Not Started
Fire Station No. 5	01 / 07	Design Phase
Parks, Playgrounds and Recreational Areas (14 Parks)	01, 02, 03, 04, 05 / 06, 07	In Progress
DeKalb County Libraries Restroom Renovations	01, 02, 03, 04, 05 / 06, 07	Construction Complete
General Administrative	01, 02, 03, 04, 05 / 06, 07	In Progress

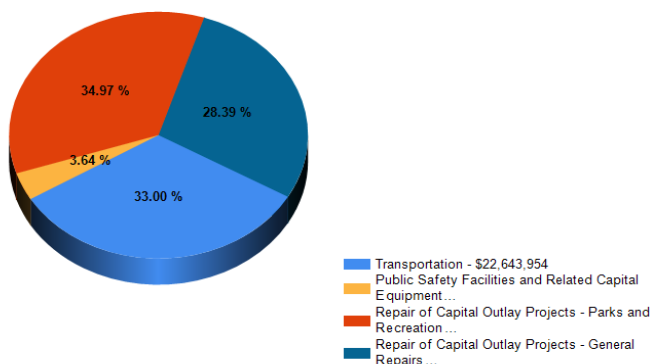
Planned District Projects

Name	District(s) / Super
Traffic Signal Operations and Technology Improvements	01, 02, 03, 04, 05 / 06, 07
Pedestrian Improvements	01, 02, 03, 04, 05 / 06, 07
Commission District Transportation Projects	01, 02, 03, 04, 05 / 06, 07
Security Camera Installations at DeKalb County Fire Stations	01, 02, 03, 04, 05 / 06, 07
Resurfacing Trails and Paved Areas	01, 02, 03, 04, 05 / 06, 07

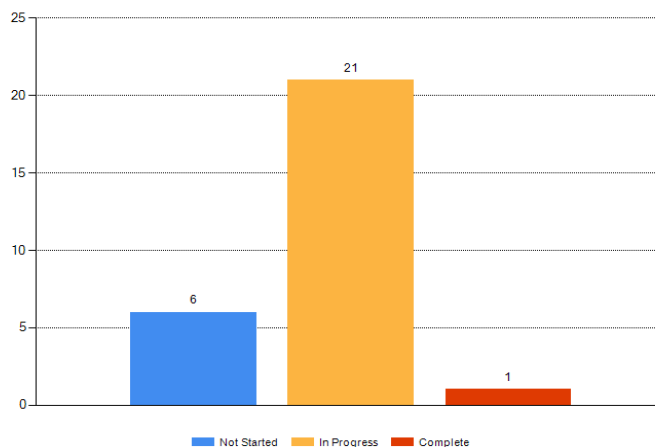
DISTRICT 2 STATUS

COMMISSIONER: MICHELLE LONG SPEARS

District 2 Budget By Category



District 2 Active Project Status



Active District Projects

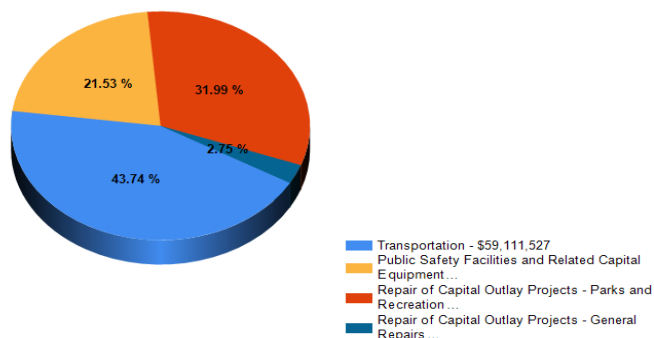
Name	District(s) / Super	Status
Phase Two SPLOST Resurfacing	01, 02, 03, 04, 05 / 06, 07	In Construction
2021 LMIG Resurfacing	02, 03, 04, 05 / 06, 07	In Construction
2023 LMIG Resurfacing	01, 02, 03, 04, 05 / 06, 07	In Construction
2024 LMIG Resurfacing	01, 02, 03, 04, 05 / 06, 07	In Progress
A/E Services for Transportation (On-Call)	01, 02, 03, 04, 05 / 06, 07	Design Phase
East Rock Springs Road Roundabout	02 / 06	Purchasing
2023 LMIG Pavement Marking Safety Upgrades	01, 02, 03, 04, 05 / 06, 07	In Construction
Briarcliff Road at Chalmette - Rectangular Rapid Flashing Beacon Crosswalks	02 / 06	Purchasing
DeKalb Avenue Quiet Zone CSX Crossing	02, 03 / 06	Not Started
A/E Services for Transportation (On-Call)	01, 02, 03, 04, 05 / 06, 07	Design Phase
A/E Services for Transportation (On-Call)	01, 02, 03, 04, 05 / 06, 07	Design Phase
Briarlake Road Right Turn Lane at Briarcliff Rd	02 / 06, 07	In Construction
A/E Services for Transportation (On-Call)	01, 02, 03, 04, 05 / 06, 07	Design Phase
Four Pedestrian Crossings with RRFB (Central, Indian Creek, Redan, Briarlake)	02, 04, 05 / 06, 07	In Construction
GDOT Gateways Landscaping Design Installation	02, 03, 04, 05 / 06, 07	Purchasing
Transportation Program Management	01, 02, 03, 04, 05 / 06, 07	Program Management
Transportation Purposes	01, 02, 03, 04, 05 / 06, 07	Not Started
Multi-Generational Recreation and Community Purpose	01, 02, 03, 04, 05 / 06, 07	Not Started
Capital Outlay Projects Owned or Operated by the County	01, 02, 03, 04, 05 / 06, 07	Not Started
Athletic and Recreation Facilities Pavilions, Shelters and Shade Structures Improvements	02, 03, 04, 05 / 06, 07	In Construction
Parks, Playgrounds and Recreational Areas (14 Parks)	01, 02, 03, 04, 05 / 06, 07	In Progress
Tennis Court and Basketball Court Resurfacing	02, 03, 04 / 06, 07	In Construction
Repairs to Courthouse Parking Deck	02 / 06	In Construction
DeKalb County Court Building - Security Improvements	02 / 06	Installation
DeKalb County Libraries Restroom Renovations	01, 02, 03, 04, 05 / 06, 07	Construction Complete
General Administrative	01, 02, 03, 04, 05 / 06, 07	In Progress

Planned District Projects

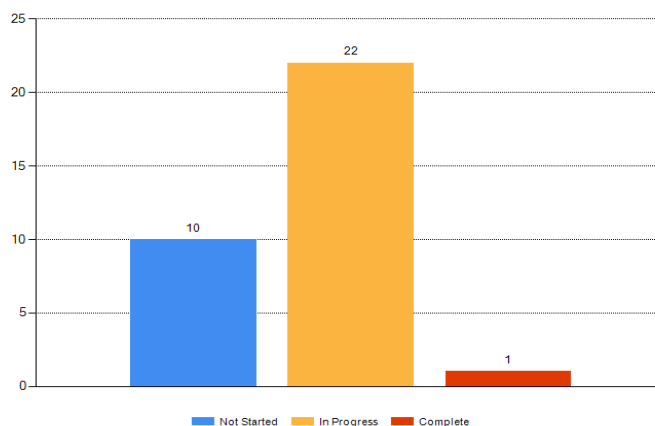
Name	District(s) / Super
North Druid Hills Road at CSX Railroad Bridge Replacement	02 / 06
Traffic Signal Operations and Technology Improvements	01, 02, 03, 04, 05 / 06, 07
Pedestrian Improvements	01, 02, 03, 04, 05 / 06, 07
Commission District Transportation Projects	01, 02, 03, 04, 05 / 06, 07
Security Camera Installations at DeKalb County Fire Stations	01, 02, 03, 04, 05 / 06, 07
Resurfacing Trails and Paved Areas	01, 02, 03, 04, 05 / 06, 07

DISTRICT 3 STATUS

District 3 Budget By Category



District 3 Active Project Status



Active District Projects

Name	District(s) / Super	Status
Phase Two SPLOST Resurfacing	01, 02, 03, 04, 05 / 06, 07	In Construction
2021 LMIG Resurfacing	02, 03, 04, 05 / 06, 07	In Construction
2023 LMIG Resurfacing	01, 02, 03, 04, 05 / 06, 07	In Construction
2024 LMIG Resurfacing	01, 02, 03, 04, 05 / 06, 07	In Progress
A/E Services for Transportation (On-Call)	01, 02, 03, 04, 05 / 06, 07	Design Phase
2023 LMIG Pavement Marking Safety Upgrades	01, 02, 03, 04, 05 / 06, 07	In Construction
DeKalb Avenue Quiet Zone CSX Crossing	02, 03 / 06	Not Started
A/E Services for Transportation (On-Call)	01, 02, 03, 04, 05 / 06, 07	Design Phase
Glenwood Road Sidewalk Ph. 3	03, 05 / 07	ROW Phase
A/E Services for Transportation (On-Call)	01, 02, 03, 04, 05 / 06, 07	Design Phase
Old Castle Multi-Use Trail (S. River Trail Phase 7)	03 / 06	ROW Phase
Cedar Grove Road Bridge Design-Build	03 / 06	In Construction
A/E Services for Transportation (On-Call)	01, 02, 03, 04, 05 / 06, 07	Design Phase
GDOT Gateways Landscaping Design Installation	02, 03, 04, 05 / 06, 07	Purchasing
Transportation Program Management	01, 02, 03, 04, 05 / 06, 07	Program Management
Transportation Purposes	01, 02, 03, 04, 05 / 06, 07	Not Started
Multi-Generational Recreation and Community Purpose	01, 02, 03, 04, 05 / 06, 07	Not Started
Capital Outlay Projects Owned or Operated by the County	01, 02, 03, 04, 05 / 06, 07	Not Started
Fire Station No. 16	03 / 07	Design Phase
Fire Station No. 28	03 / 07	ROW Phase
Athletic Field Renovations at Exchange, Wade Walker, Midway and Shoal Creek Parks	03, 04 / 07	In Construction
Athletic and Recreation Facilities Modernizations and Upgrades	03, 04, 05 / 06, 07	In Construction
Athletic and Recreation Facilities Pavilions, Shelters and Shade Structures Improvements	02, 03, 04, 05 / 06, 07	In Construction
Parks, Playgrounds and Recreational Areas (14 Parks)	01, 02, 03, 04, 05 / 06, 07	In Progress
NH Scott Park Pool Renovations and Upgrades	03 / 06	In Progress
Tennis Court and Basketball Court Resurfacing	02, 03, 04 / 06, 07	In Construction
DeKalb County Libraries Restroom Renovations	01, 02, 03, 04, 05 / 06, 07	Construction Complete
General Administrative	01, 02, 03, 04, 05 / 06, 07	In Progress

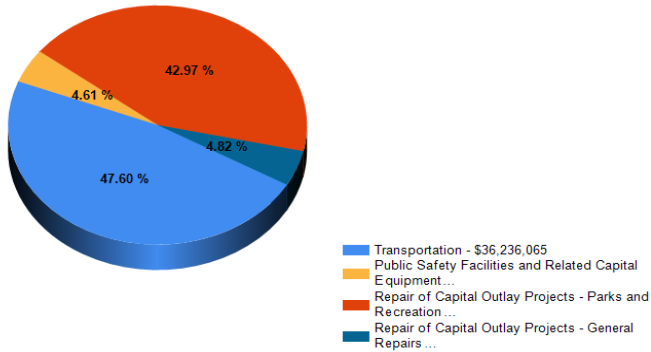
Planned District Projects

Name	District(s) / Super
South River Trail Extension Phase VI (Crestdale Circle to near Boulder Walk Drive)	03 / 06
Constitution Road Freight Corridor Operational and Safety Improvements - Phase 1	03 / 06
South River Trail Extension (Waldrop Rd to MLK HS) Study	03, 05 / 07
Michelle Obama Trail Extension	03 / 07
Traffic Signal Operations and Technology Improvements	01, 02, 03, 04, 05 / 06, 07
Pedestrian Improvements	01, 02, 03, 04, 05 / 06, 07
Commission District Transportation Projects	01, 02, 03, 04, 05 / 06, 07
Security Camera Installations at DeKalb County Fire Stations	01, 02, 03, 04, 05 / 06, 07
Resurfacing Trails and Paved Areas	01, 02, 03, 04, 05 / 06, 07

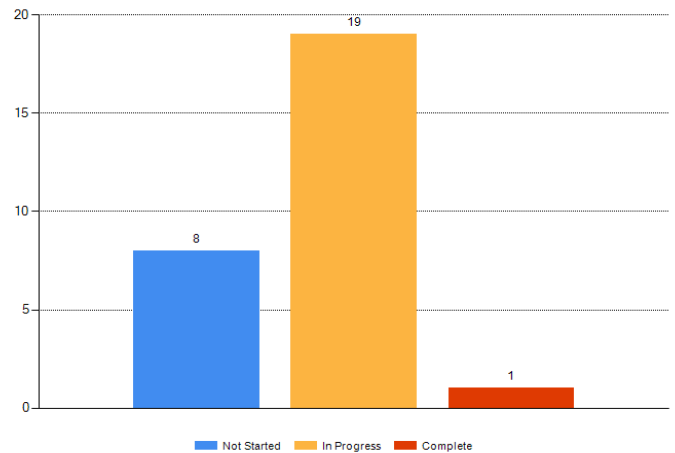
DISTRICT 4 STATUS

COMMISSIONER: STEVE BRADSHAW

District 4 Budget By Category



District 4 Active Project Status



Active District Projects

Name	District(s) / Super	Status
Phase Two SPLOST Resurfacing	01, 02, 03, 04, 05 / 06, 07	In Construction
2021 LMIG Resurfacing	02, 03, 04, 05 / 06, 07	In Construction
2023 LMIG Resurfacing	01, 02, 03, 04, 05 / 06, 07	In Construction
2024 LMIG Resurfacing	01, 02, 03, 04, 05 / 06, 07	In Progress
A/E Services for Transportation (On-Call)	01, 02, 03, 04, 05 / 06, 07	Design Phase
Redan Road Safety and Operations Improvements Study	04, 05 / 07	Not Started
Orion Drive Bridge Upgrade / Replacement	04 / 06	In Construction
2023 LMIG Pavement Marking Safety Upgrades	01, 02, 03, 04, 05 / 06, 07	In Construction
A/E Services for Transportation (On-Call)	01, 02, 03, 04, 05 / 06, 07	Design Phase
A/E Services for Transportation (On-Call)	01, 02, 03, 04, 05 / 06, 07	Design Phase
A/E Services for Transportation (On-Call)	01, 02, 03, 04, 05 / 06, 07	Design Phase
DeKalb Industrial at Milscott Traffic Signal and Pedestrian Crossing	04 / 06	Not Started
Four Pedestrian Crossings with RRFB (Central, Indian Creek, Redan, Briarlake)	02, 04, 05 / 06, 07	In Construction
GDOT Gateways Landscaping Design Installation	02, 03, 04, 05 / 06, 07	Purchasing
Transportation Program Management	01, 02, 03, 04, 05 / 06, 07	Program Management
Transportation Purposes	01, 02, 03, 04, 05 / 06, 07	Not Started
Multi-Generational Recreation and Community Purpose	01, 02, 03, 04, 05 / 06, 07	Not Started
Capital Outlay Projects Owned or Operated by the County	01, 02, 03, 04, 05 / 06, 07	Not Started
Athletic Field Renovations at Exchange, Wade Walker, Midway and Shoal Creek Parks	03, 04 / 07	In Construction
Athletic Field Renovations at Hamilton, Redan, and Truelove Parks	04, 05 / 06, 07	In Construction
Athletic and Recreation Facilities Modernizations and Upgrades	03, 04, 05 / 06, 07	In Construction
Athletic and Recreation Facilities Pavilions, Shelters and Shade Structures Improvements	02, 03, 04, 05 / 06, 07	In Construction
Parks, Playgrounds and Recreational Areas (14 Parks)	01, 02, 03, 04, 05 / 06, 07	In Progress
Tennis Court and Basketball Court Resurfacing	02, 03, 04 / 06, 07	In Construction
DeKalb County Libraries Restroom Renovations	01, 02, 03, 04, 05 / 06, 07	Construction Complete
General Administrative	01, 02, 03, 04, 05 / 06, 07	In Progress

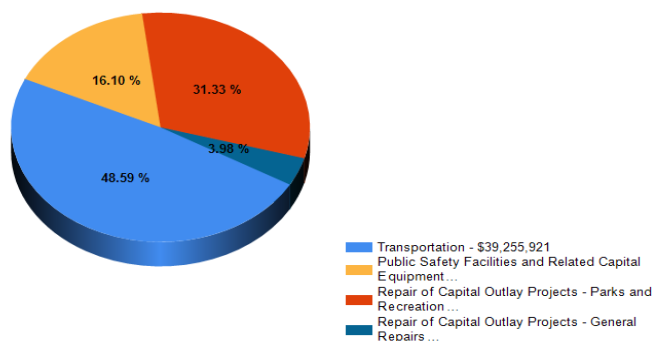
Planned District Projects

Name	District(s) / Super
Traffic Signal Operations and Technology Improvements	01, 02, 03, 04, 05 / 06, 07
Pedestrian Improvements	01, 02, 03, 04, 05 / 06, 07
North Indian Creek Drive Traffic Signal and Pavement Marking	04 / 06
Commission District Transportation Projects	01, 02, 03, 04, 05 / 06, 07
Security Camera Installations at DeKalb County Fire Stations	01, 02, 03, 04, 05 / 06, 07
Resurfacing Trails and Paved Areas	01, 02, 03, 04, 05 / 06, 07

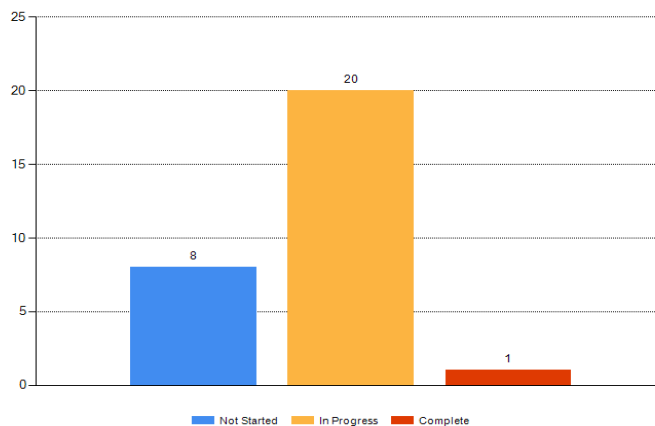
DISTRICT 5 STATUS

COMMISSIONER: MEREDA DAVIS JOHNSON

District 5 Budget By Category



District 5 Active Project Status



Active District Projects

Name	District(s) / Super	Status
Phase Two SPLOST Resurfacing	01, 02, 03, 04, 05 / 06, 07	In Construction
2021 LMIG Resurfacing	02, 03, 04, 05 / 06, 07	In Construction
2023 LMIG Resurfacing	01, 02, 03, 04, 05 / 06, 07	In Construction
2024 LMIG Resurfacing	01, 02, 03, 04, 05 / 06, 07	In Progress
A/E Services for Transportation (On-Call)	01, 02, 03, 04, 05 / 06, 07	Design Phase
Redan Road Safety and Operations Improvements Study	04, 05 / 07	Not Started
2023 LMIG Pavement Marking Safety Upgrades	01, 02, 03, 04, 05 / 06, 07	In Construction
A/E Services for Transportation (On-Call)	01, 02, 03, 04, 05 / 06, 07	Design Phase
Glenwood Road Sidewalk Ph. 3	03, 05 / 07	ROW Phase
A/E Services for Transportation (On-Call)	01, 02, 03, 04, 05 / 06, 07	Design Phase
A/E Services for Transportation (On-Call)	01, 02, 03, 04, 05 / 06, 07	Design Phase
Four Pedestrian Crossings with RRFB (Central, Indian Creek, Redan, Briarlake)	02, 04, 05 / 06, 07	In Construction
GDOT Gateways Landscaping Design Installation	02, 03, 04, 05 / 06, 07	Purchasing
Transportation Program Management	01, 02, 03, 04, 05 / 06, 07	Program Management
Transportation Purposes	01, 02, 03, 04, 05 / 06, 07	Not Started
Multi-Generational Recreation and Community Purpose	01, 02, 03, 04, 05 / 06, 07	Not Started
Capital Outlay Projects Owned or Operated by the County	01, 02, 03, 04, 05 / 06, 07	Not Started
Fire Station No. 27	05 / 07	Design Phase
Fire Station No. 14	05 / 07	ROW Phase
Bobby Burgess Evidence Storage Facility	05 / 07	Design Phase
Athletic Field Renovations at Hamilton, Redan, and Truelove Parks	04, 05 / 06, 07	In Construction
Athletic and Recreation Facilities Modernizations and Upgrades	03, 04, 05 / 06, 07	In Construction
Athletic and Recreation Facilities Pavilions, Shelters and Shade Structures Improvements	02, 03, 04, 05 / 06, 07	In Construction
Parks, Playgrounds and Recreational Areas (14 Parks)	01, 02, 03, 04, 05 / 06, 07	In Progress
DeKalb County Libraries Restroom Renovations	01, 02, 03, 04, 05 / 06, 07	Construction Complete
General Administrative	01, 02, 03, 04, 05 / 06, 07	In Progress

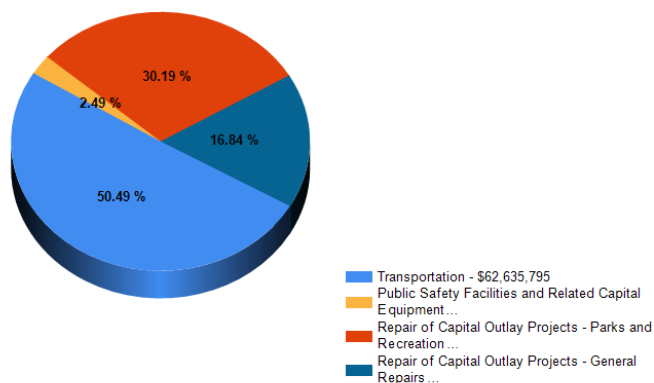
Planned District Projects

Name	District(s) / Super
South River Trail Extension (Waldrop Rd to MLK HS) Study	03, 05 / 07
Traffic Signal Operations and Technology Improvements	01, 02, 03, 04, 05 / 06, 07
Pedestrian Improvements	01, 02, 03, 04, 05 / 06, 07
Snapfinger Woods Drive Sidewalk	05 / 07
Commission District Transportation Projects	01, 02, 03, 04, 05 / 06, 07
Security Camera Installations at DeKalb County Fire Stations	01, 02, 03, 04, 05 / 06, 07
Bobby Burgess Building A&E Needs Assessment	05 / 07
Resurfacing Trails and Paved Areas	01, 02, 03, 04, 05 / 06, 07

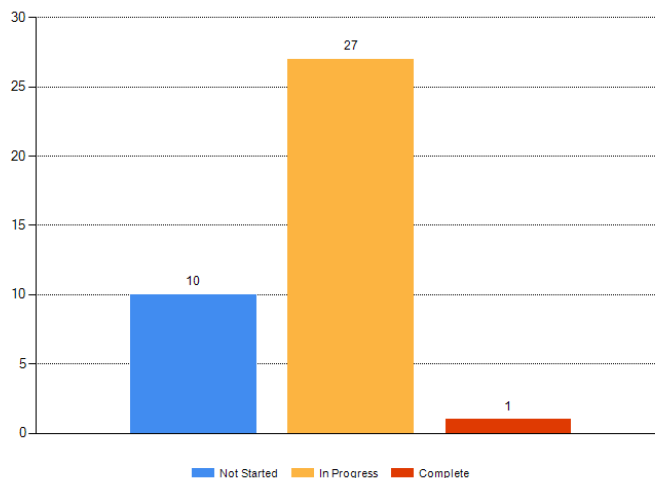
DISTRICT 6 STATUS

COMMISSIONER: EDWARD "TED" TERRY

District 6 Budget By Category



District 6 Active Project Status



Active District Projects

Name	District(s) / Super	Status
Phase Two SPLOST Resurfacing	01, 02, 03, 04, 05 / 06, 07	In Construction
2021 LMIG Resurfacing	02, 03, 04, 05 / 06, 07	In Construction
2023 LMIG Resurfacing	01, 02, 03, 04, 05 / 06, 07	In Construction
2024 LMIG Resurfacing	01, 02, 03, 04, 05 / 06, 07	In Progress
A/E Services for Transportation (On-Call)	01, 02, 03, 04, 05 / 06, 07	Design Phase
East Rock Springs Road Roundabout	02 / 06	Purchasing
Orion Drive Bridge Upgrade / Replacement	04 / 06	In Construction
2023 LMIG Pavement Marking Safety Upgrades	01, 02, 03, 04, 05 / 06, 07	In Construction
Briarcliff Road at Chalmette - Rectangular Rapid Flashing Beacon Crosswalks	02 / 06	Purchasing
DeKalb Avenue Quiet Zone CSX Crossing	02, 03 / 06	Not Started
A/E Services for Transportation (On-Call)	01, 02, 03, 04, 05 / 06, 07	Design Phase
A/E Services for Transportation (On-Call)	01, 02, 03, 04, 05 / 06, 07	Design Phase
Briarlake Road Right Turn Lane at Briarcliff Rd	02 / 06, 07	In Construction
Old Castle Multi-Use Trail (S. River Trail Phase 7)	03 / 06	ROW Phase
Cedar Grove Road Bridge Design-Build	03 / 06	In Construction
A/E Services for Transportation (On-Call)	01, 02, 03, 04, 05 / 06, 07	Design Phase
DeKalb Industrial at Milscott Traffic Signal and Pedestrian Crossing	04 / 06	Not Started
Four Pedestrian Crossings with RRFB (Central, Indian Creek, Redan, Briarlake)	02, 04, 05 / 06, 07	In Construction
GDOT Gateways Landscaping Design Installation	02, 03, 04, 05 / 06, 07	Purchasing
Transportation Program Management	01, 02, 03, 04, 05 / 06, 07	Program Management
Transportation Purposes	01, 02, 03, 04, 05 / 06, 07	Not Started
Multi-Generational Recreation and Community Purpose	01, 02, 03, 04, 05 / 06, 07	Not Started
Capital Outlay Projects Owned or Operated by the County	01, 02, 03, 04, 05 / 06, 07	Not Started
Athletic Field Renovations at Hamilton, Redan, and Truelove Parks	04, 05 / 06, 07	In Construction
Athletic and Recreation Facilities Modernizations and Upgrades	03, 04, 05 / 06, 07	In Construction
Athletic and Recreation Facilities Pavilions, Shelters and Shade Structures Improvements	02, 03, 04, 05 / 06, 07	In Construction
Parks, Playgrounds and Recreational Areas (14 Parks)	01, 02, 03, 04, 05 / 06, 07	In Progress
NH Scott Park Pool Renovations and Upgrades	03 / 06	In Progress
Tennis Court and Basketball Court Resurfacing	02, 03, 04 / 06, 07	In Construction
Repairs to Courthouse Parking Deck	02 / 06	In Construction
DeKalb County Court Building - Security Improvements	02 / 06	Installation
DeKalb County Libraries Restroom Renovations	01, 02, 03, 04, 05 / 06, 07	Construction Complete
General Administrative	01, 02, 03, 04, 05 / 06, 07	In Progress

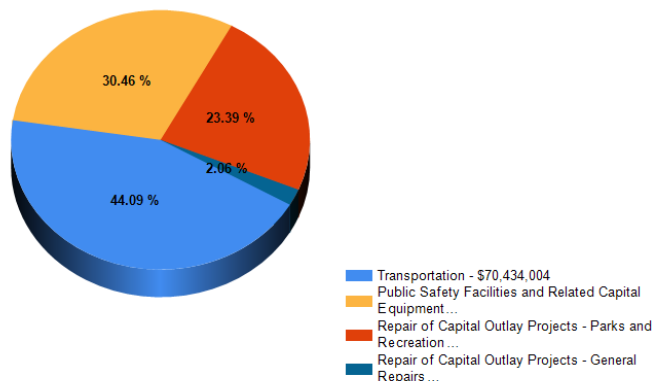


Planned District Projects

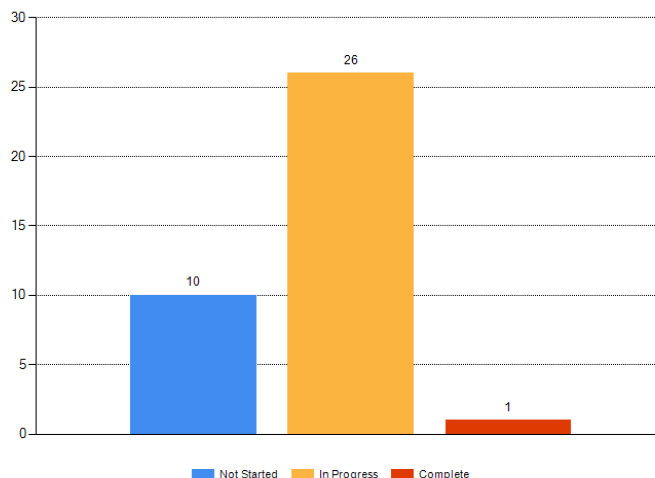
Name	District(s) / Super
South River Trail Extension Phase VI (Crestdale Circle to near Boulder Walk Drive)	03 / 06
Constitution Road Freight Corridor Operational and Safety Improvements - Phase 1	03 / 06
North Druid Hills Road at CSX Railroad Bridge Replacement	02 / 06
Traffic Signal Operations and Technology Improvements	01, 02, 03, 04, 05 / 06, 07
Pedestrian Improvements	01, 02, 03, 04, 05 / 06, 07
North Indian Creek Drive Traffic Signal and Pavement Marking	04 / 06
Commission District Transportation Projects	01, 02, 03, 04, 05 / 06, 07
Security Camera Installations at DeKalb County Fire Stations	01, 02, 03, 04, 05 / 06, 07
Resurfacing Trails and Paved Areas	01, 02, 03, 04, 05 / 06, 07

DISTRICT 7 STATUS

District 7 Budget By Category



District 7 Active Project Status



Active District Projects

Name	District(s) / Super	Status
Phase Two SPLOST Resurfacing	01, 02, 03, 04, 05 / 06, 07	In Construction
2021 LMIG Resurfacing	02, 03, 04, 05 / 06, 07	In Construction
2023 LMIG Resurfacing	01, 02, 03, 04, 05 / 06, 07	In Construction
2024 LMIG Resurfacing	01, 02, 03, 04, 05 / 06, 07	In Progress
A/E Services for Transportation (On-Call)	01, 02, 03, 04, 05 / 06, 07	Design Phase
Redan Road Safety and Operations Improvements Study	04, 05 / 07	Not Started
2023 LMIG Pavement Marking Safety Upgrades	01, 02, 03, 04, 05 / 06, 07	In Construction
A/E Services for Transportation (On-Call)	01, 02, 03, 04, 05 / 06, 07	Design Phase
Glenwood Road Sidewalk Ph. 3	03, 05 / 07	ROW Phase
A/E Services for Transportation (On-Call)	01, 02, 03, 04, 05 / 06, 07	Design Phase
Flowers Road Traffic Signal Beacon and Enhancements	01 / 07	Not Started
Briarlake Road Right Turn Lane at Briarcliff Rd	02 / 06, 07	In Construction
A/E Services for Transportation (On-Call)	01, 02, 03, 04, 05 / 06, 07	Design Phase
Four Pedestrian Crossings with RRFB (Central, Indian Creek, Redan, Briarlake)	02, 04, 05 / 06, 07	In Construction
GDOT Gateways Landscaping Design Installation	02, 03, 04, 05 / 06, 07	Purchasing
Transportation Program Management	01, 02, 03, 04, 05 / 06, 07	Program Management
Transportation Purposes	01, 02, 03, 04, 05 / 06, 07	Not Started
Multi-Generational Recreation and Community Purpose	01, 02, 03, 04, 05 / 06, 07	Not Started
Capital Outlay Projects Owned or Operated by the County	01, 02, 03, 04, 05 / 06, 07	Not Started
Fire Station No. 27	05 / 07	Design Phase
Fire Station No. 16	03 / 07	Design Phase
Fire Station No. 14	05 / 07	ROW Phase
Fire Station No. 28	03 / 07	ROW Phase
Fire Station No. 5	01 / 07	Design Phase
Bobby Burgess Evidence Storage Facility	05 / 07	Design Phase
Athletic Field Renovations at Exchange, Wade Walker, Midway and Shoal Creek Parks	03, 04 / 07	In Construction
Athletic Field Renovations at Hamilton, Redan, and Truelove Parks	04, 05 / 06, 07	In Construction
Athletic and Recreation Facilities Modernizations and Upgrades	03, 04, 05 / 06, 07	In Construction
Athletic and Recreation Facilities Pavilions, Shelters and Shade Structures Improvements	02, 03, 04, 05 / 06, 07	In Construction
Parks, Playgrounds and Recreational Areas (14 Parks)	01, 02, 03, 04, 05 / 06, 07	In Progress
Tennis Court and Basketball Court Resurfacing	02, 03, 04 / 06, 07	In Construction
DeKalb County Libraries Restroom Renovations	01, 02, 03, 04, 05 / 06, 07	Construction Complete
General Administrative	01, 02, 03, 04, 05 / 06, 07	In Progress



Planned District Projects

Name	District(s) / Super
South River Trail Extension (Waldrop Rd to MLK HS) Study	03, 05 / 07
Michelle Obama Trail Extension	03 / 07
Traffic Signal Operations and Technology Improvements	01, 02, 03, 04, 05 / 06, 07
Pedestrian Improvements	01, 02, 03, 04, 05 / 06, 07
Snapfinger Woods Drive Sidewalk	05 / 07
Commission District Transportation Projects	01, 02, 03, 04, 05 / 06, 07
Security Camera Installations at DeKalb County Fire Stations	01, 02, 03, 04, 05 / 06, 07
Bobby Burgess Building A&E Needs Assessment	05 / 07
Resurfacing Trails and Paved Areas	01, 02, 03, 04, 05 / 06, 07

PROJECT: 1A.3 PHASE TWO SPLOST RESURFACING

Program	SPLOST I (2018-2024)
Scope	This project will resurface approximately 50 miles of roads, including arterial routes, with ratings of 30 or higher. There are 25 miles of road in Area A and 25 miles of road in Area B. The total estimated cost is \$29.45M. All work under this project will occur in unincorporated areas of the county. The services to be provided are: lump sum price for traffic control; recycle asphalt concrete patching; mill asphalt concrete pavement to variable depth; recycle asphalt concrete 9.5mm; striping; adjustment of minor structures to grade.
Project Length	50.00 miles
District	01, 02, 03, 04, 05
Super District	06, 07
Construction	HEH Paving, Inc. (B) and E. R. Snell Contractor, Inc (A)

Summary

Category 1A provides for road resurfacing projects across DeKalb County.

Cost Status

Phase	Budget Authorized			Actual Budget Expended			Remaining Budget Authorized		
	SPLOST	Other	Total	SPLOST	Other	Total	SPLOST	Other	Total
Construction Costs	\$38,687,827		\$38,687,827	\$31,126,214		\$31,126,214	\$7,561,613		\$7,561,613
Total:	\$38,687,827	\$0	\$38,687,827	\$31,126,214	\$0	\$31,126,214	\$7,561,613	\$0	\$7,561,613

Schedule

Activity Name	Baseline Start	Forecast/ Actual Start	Variance	Baseline Finish	Forecast/ Actual Finish	Variance
Procurement	10-Sep-2020	10-Sep-2020		21-May-2021	30-May-2023	-739
Construction	18-Mar-2022	18-Mar-2022		31-Dec-2024	31-Dec-2024	

* Note: Scope and schedule reevaluated based on potential effects of pandemic on Sales Tax Revenues. Construction baseline updated to reflect contractor NTP for Area B. Construction baseline updated to reflect contractor NTP for Area A.

	2020	2021	2022	2023	2024
Procurement					
Construction					

Schedule Milestones

Approve Revised PIP	09-Sep-2020
Invitation to Bid (Area B)	12-Apr-2021
Invitation to Bid (Area A)	12-Apr-2021
Bid Opening (Area A)	01-Jun-2021
Bid Opening (Area B)	01-Jun-2021
Cost Opening (Area B)	14-Jun-2021
Cost Opening (Area A)	14-Jun-2021
BOC Approval/Contract Award (Area A) (2021-2567)	14-Sep-2021
BOC Approval/Contract Award (Area B) (2021-2567)	14-Sep-2021
BOC Approval Contract Award Agenda Item Correction (Area B) (2021-3138)	26-Oct-2021
BOC Approval Contract Award Agenda Item Correction (Area A) (2021-3138)	26-Oct-2021
NTP (Area B)	18-Mar-2022
Start Construction - Phase Two SPLOST Road Resurfacing Project (Area B)	18-Mar-2022
BOC Rescind Contract Award (Area A) - (ER Snell) (2022-1940)	09-Aug-2022
BOC Approval CO#1 Funding (2022-2016)	27-Sep-2022
Invitation to Bid - Readvertise (Area A)	03-Oct-2022
Bid Opening - Readvertise (Area A)	04-Nov-2022

Cost Opening - Readvertise (Area A)	22-Nov-2022
BOC Approval/Contract Award - Readvertise (Area A) (ER Snell) (2023-0228)	14-Mar-2023
BOC Approval CO #2 Funding and Time Extension (2023-0256)	14-Mar-2023
NTP - Readvertise (Area A)	31-May-2023
Start Construction - Phase Two SPLOST Road Resurfacing Project (Area A)	31-May-2023
BOC Approval CO #3 Time Extension (2023-1332)	08-Nov-2023
BOC Approval CO #1 Contract Term Increase (ER Snell) (2024-0283)	26-Mar-2024
BOC Approval CO #4 Funding and Time Extension (2024-0752)	13-Aug-2024
BOC Approval CO #2 Contract Term Increase (ER Snell) (2024-1172)	22-Oct-2024
Construction Complete - Phase Two SPLOST Road Resurfacing Project (Area A)	01-Dec-2024
Substantial Completion	31-Dec-2024
Construction Complete - Phase Two SPLOST Road Resurfacing Project (Area B)	31-Dec-2024

Sub Projects					
Name	Length (miles)	District(s) / Super	Start	Finish	Comments
Phase Two SPLOST Resurfacing (A)	25.00	01, 02 / 06, 07	15-Mar-2023	01-Dec-2024	
Balmoral Dr	0.16	01 / 07	06-Aug-2024	10-Aug-2024	
Century Ct	0.11	01 / 07	08-Apr-2024	15-May-2024	
Cherokee Rd	0.29	01 / 07	19-Mar-2024	04-Apr-2024	
Chestnut Dr	0.31	01 / 07	12-Aug-2024	16-Aug-2024	
Evans Rd	1.52	01 / 07	04-Jun-2024	31-Jul-2024	
Gladney Dr	0.30	01 / 07	25-Mar-2024	21-May-2024	
Gladney Dr	0.31	01 / 07	25-May-2024	21-May-2024	
Henderson Mill Rd	2.82	01 / 07	07-Aug-2023	06-Oct-2023	
Holiday Pl	0.07	01 / 07	17-Apr-2024	16-May-2024	
Jamestown Ct	0.12	01 / 07	22-Apr-2024	22-May-2024	
Medinah Ct	0.18	01 / 07	07-Aug-2024	19-Aug-2024	
Ranchwood Dr	0.11	01 / 07	16-Apr-2024		
Sidis Ct	0.11	01 / 07	21-Mar-2024	20-May-2024	
Silver Hill Road	1.02	01 / 07	22-Jul-2024	20-Aug-2024	
St Andrews Ct	0.13	01 / 07			
Terramar Ct	0.07	01 / 07	21-Mar-2024	24-Apr-2024	
Valley Bluff Dr	0.14	01 / 07	10-Aug-2024	12-Aug-2024	
Valley Bluff Way	0.13	01 / 07	23-Apr-2024	12-Aug-2024	
Asgard Ct	0.10	02 / 06	08-Apr-2024	22-Apr-2024	
Briar Park Ct	0.24	02 / 06	15-Jan-2024	02-Apr-2024	
Bristol Dr	0.20	02 / 06	15-Feb-2024	01-Apr-2024	
Cameron Ct	0.16	02 / 06	10-Jan-2024	29-Feb-2024	
Castleway Ln	0.76	02 / 07	16-Jun-2023	02-Oct-2023	
Clifton Rd	0.17	02 / 06	18-Dec-2023	22-Dec-2023	
Coralwood Dr	0.45	02 / 06	04-Mar-2024	29-Mar-2024	
Crockett Ct	0.15	02 / 06	21-Aug-2024	22-Aug-2024	
Dalewood Dr	0.19	02 / 06	08-Jan-2024	19-Feb-2024	
Deborah Dr	0.19	02 / 07	18-Mar-2024	04-Apr-2024	
Dogwood Ln	0.17	02 / 06	28-Feb-2024	02-Apr-2024	
Elon Way	0.16	02 / 06	19-Feb-2024	12-Apr-2024	
Fairwood Ln	0.20	02 / 06			
Frazier Park Dr	0.11	02 / 06	08-Mar-2024	01-Apr-2024	
Hawthorne Dr	0.95	02 / 06	13-Mar-2024	20-Apr-2024	
Heatherwood Dr	0.31	02 / 06	07-Feb-2024	25-Mar-2024	
Hermitage Pl	0.07	02 / 06	13-Mar-2024		
Janes Ln	0.25	02 / 06	15-Jan-2024	20-Feb-2024	
Nalley Cir	0.38	02 / 06	02-Feb-2024	11-Mar-2024	
Nantahalla Ct	0.17	02 / 06	07-Feb-2024	08-Mar-2024	
North Arcadia Ave	0.53	02 / 06	10-Jan-2024	15-Feb-2024	
North Ridgeway Rd	0.38	02 / 06	16-Feb-2024	29-Mar-2024	

Name	Length (miles)	District(s) / Super	Start	Finish	Comments
Oxford Rd	0.87	02 / 06	16-Feb-2024	20-Mar-2024	
Princess Cir	0.22	02 / 06	09-Feb-2024	25-Mar-2024	
Reckle Rd	0.08	02 / 06	16-Aug-2024	17-Aug-2024	
Reindeer Dr	0.12	02 / 06	02-Feb-2024		
Sanford Rd	0.37	02 / 06	18-Apr-2024	07-May-2024	
Schoel Dr	0.21	02 / 06	30-May-2024	07-Jun-2024	
Springbrook Ct	0.08	02 / 06	18-Mar-2024	18-Mar-2024	
Suzanne Dr	0.27	02 / 06	31-May-2024	12-Jun-2024	
The By Way	0.59	02 / 06	01-Apr-2024	22-Apr-2024	
Valhalla Dr.	0.10	02 / 06	08-Apr-2024	15-Apr-2024	
Vista Tr	0.52	02 / 06	19-Jan-2024	21-Feb-2024	
Vistamont Dr	0.34	02 / 06	24-Apr-2024	30-May-2024	
Willivee Dr	1.93	02 / 06	05-Jun-2024	21-Aug-2024	
Woodland Ave	0.22	02 / 06	31-Jan-2024	19-Mar-2024	
Woodland Hills Dr	0.46	02 / 06	10-Jan-2024	22-Feb-2024	
Zonolite Rd	0.45	02 / 06	22-Jan-2024	04-Mar-2024	
Mark Trail	1.01	03 / 06	10-Jul-2024	10-Aug-2024	
Mary Lou Lane	0.95	03 / 06	07-May-2024	14-Jun-2024	
Tree Bark Trail	0.38	03 / 07	13-Aug-2024	15-Aug-2024	
South Stone Mountain-Lithona Road	1.69	05 / 07	06-May-2024	11-Jun-2024	
Phase Two SPLOST Resurfacing (B)	25.00	03, 04, 05 / 06, 07	27-Oct-2021	31-Dec-2024	
Bouldercrest Rd	2.59	03 / 06	01-Aug-2022	10-Nov-2022	
Bouldercrest Rd	0.51	03 / 06	18-Jul-2022	29-Jul-2022	
Canary Ct	0.34	03 / 07	31-Jan-2024	28-Mar-2024	
Clevemont Rd	1.09	03 / 07	13-Apr-2022	27-Apr-2022	
Clifton Church Rd	1.53	03 / 06	02-Jun-2022	15-Jul-2022	
Cobb Creek Dr	0.26	03 / 07	10-Sep-2024	03-Oct-2024	
Colleen Ct	0.14	03 / 07	11-Sep-2024	25-Oct-2024	
Dale Pl	0.15	03 / 07	09-Sep-2024		
Ernest Prather Way	0.10	03 / 07	08-Oct-2024		
Glen Rd	0.20	03 / 07	06-Feb-2024	01-Apr-2024	
Glenfair Rd	0.92	03 / 07	18-Dec-2023	19-Feb-2024	
Greenville Way	0.25	03 / 07	08-Dec-2022	09-Dec-2022	
Habersham Dr	0.52	03 / 06	08-Jan-2024	26-Feb-2024	
Idle Creek Way	0.18	03 / 07	02-May-2022	03-May-2022	
Janjolin Way	0.17	03 / 06	11-Apr-2022	28-Apr-2022	
Kelley Chapel Rd	1.14	03 / 07	21-Nov-2022	08-Feb-2023	
Laurice Ct	0.11	03 / 06	11-May-2022	12-May-2022	
May Apple Ct	0.16	03 / 07	09-Oct-2024	24-Oct-2024	
Morgan Pl	0.12	03 / 07	08-Nov-2024		
Natchez Tr	0.14	03 / 06	08-Apr-2022	12-Apr-2022	
Nichols Ln	0.28	03 / 07	10-Sep-2024	28-Oct-2024	
Oakridge Ct	0.33	03 / 06	18-May-2022	24-May-2022	
Rexford Dr	0.21	03 / 06	16-May-2022	17-May-2022	
Snapfinger Rd	0.33	03 / 07	20-Mar-2024	21-Mar-2024	
Stardust Tr	0.18	03 / 07	04-Apr-2024	16-Apr-2024	
Transport City Ct	0.09	03 / 06	28-Mar-2022	08-Apr-2022	
Transport City Dr	0.35	03 / 06	29-Mar-2022	08-Apr-2022	
Warren Rd	0.45	03 / 07	03-May-2022	11-May-2022	
West Side Pl	0.15	03 / 06	11-Jul-2022	15-Jul-2022	
Ashbury Ct	0.05	04 / 06	05-Sep-2024		
Berry Hill Tr	0.12	04 / 06	19-Oct-2023	31-Oct-2023	
Briarbrook Ct	0.17	04 / 07	19-May-2023	31-May-2023	
Chapel St	0.30	04 / 06	17-Oct-2023	18-Oct-2023	
Creek Stone Ln	0.22	04 / 07	12-Jul-2023	17-Jul-2023	
Deleon Ct	0.45	04 / 06	20-Feb-2023	01-Mar-2023	
Doyal Mills Ct	0.20	04 / 06	03-Aug-2023	09-Aug-2023	

Name	Length (miles)	District(s) / Super	Start	Finish	Comments
Durham Park Rd	0.63	04 / 07	23-Oct-2023	30-Oct-2023	
Field Mill Rd	0.17	04 / 07	05-Jun-2023	08-Jun-2023	
Hearon Dr	0.14	04 / 07	30-Nov-2023	02-Apr-2024	
Heathrow Ct	0.18	04 / 07	20-Jun-2023	27-Jun-2023	
Indian Creek Way	0.57	04 / 06	04-May-2023	10-May-2023	
Jolly Ave South	0.42	04 / 06	03-May-2023	09-May-2023	
Laural Bend	0.10	04 / 07	07-Jun-2023	09-Jun-2023	
Meadow Rock Dr	0.37	04 / 07	24-May-2023	30-May-2023	
Melrose Dr	0.20	04 / 06	06-Mar-2023	01-May-2023	
Mincey Rd	0.23	04 / 07	01-Jun-2023	02-Jun-2023	
Nantucket Cove	0.22	04 / 07	12-Dec-2023	29-Feb-2024	
Oakmont Dr	0.09	04 / 06	08-Mar-2023	01-May-2023	
Ohm Ave	0.25	04 / 06	07-Aug-2023	09-Aug-2023	
Park Cir	0.07	04 / 07	16-May-2023	31-May-2023	
Patterson Ave	0.18	04 / 06	16-Oct-2023	18-Oct-2023	
Peggy Macmillan Dr	0.19	04 / 07	18-Jul-2023	20-Jul-2023	
Pineview Dr	0.37	04 / 06	12-Sep-2023	19-Sep-2023	
Ranger Rd	0.28	04 / 07	27-Nov-2023	29-Feb-2024	
Raven Springs Tr	0.26	04 / 07	12-Jun-2023	11-Jul-2023	
Ravines Dr	0.21	04 / 07	23-Jun-2023	27-Jun-2023	
Reed St	0.13	04 / 06	28-Aug-2023	11-Sep-2023	
Richardson St	0.13	04 / 07	15-May-2023	15-May-2023	
Rimrock Tr	0.23	04 / 07	29-Nov-2023	28-Feb-2024	
Rockbridge Heights Dr	0.49	04 / 06	24-Jul-2023	27-Jul-2023	
South Creek Ct	0.05	04 / 06	20-Oct-2023	30-Oct-2023	
South Shadygrove Ct	0.07	04 / 07	16-May-2023	30-May-2023	
Sparrow Ln	0.14	04 / 06	15-Feb-2023	16-Feb-2023	
Stonearch Dr	0.14	04 / 07	05-Jun-2023	06-Jun-2023	
Stonehedge Dr	0.60	04 / 07	13-Jun-2023	11-Jul-2023	
Village Square Ct	0.12	04 / 06	21-Jul-2023	26-Jul-2023	
Village Square Dr	0.46	04 / 06	31-Jul-2023	02-Aug-2023	
Warren Ave	0.54	04 / 06	29-Aug-2023	12-Sep-2023	
Watson Bay Ct	0.20	04 / 07	13-Jul-2023	18-Jul-2023	
West Ridge Ave	0.25	04 / 07	11-May-2023	15-May-2023	
West View Dr	0.07	04 / 07	04-Sep-2024		
Winn Way	0.53	04 / 06	25-Sep-2023	03-Oct-2023	
Woodthrush Way	0.14	04 / 07	07-Jun-2023	11-Jul-2023	
Yuma Dr	0.16	04 / 06	07-Mar-2023	25-Apr-2023	
Aldea Dr	0.45	05 / 07	29-Jan-2024	26-Feb-2024	
Colony East Cir	0.52	05 / 07	13-Dec-2023	27-Feb-2024	
Daisy Dr	0.26	05 / 07	06-Sep-2024		
Fieldgreen Dr	1.31	05 / 07	13-Mar-2023	11-Apr-2023	
Jackson Dr Towers	0.61	05 / 07	03-Jan-2024	21-Feb-2024	
Jakes Tr	0.33	05 / 07	18-Mar-2024	02-Apr-2024	
Jane Marie Ln	0.38	05 / 07	01-Nov-2023	13-Mar-2024	
McLain Ln	0.36	05 / 07	08-Mar-2024	29-Mar-2024	
Ocasta Ct	0.08	05 / 07	31-Oct-2023	01-Apr-2024	
Ruth Pl	0.18	05 / 07	07-Feb-2024	01-Apr-2024	
Tulip Dr	1.23	05 / 07	04-Dec-2023	09-Feb-2024	
Walnut Ridge Way	0.19	05 / 07	19-Feb-2024	16-Apr-2024	
Wesjay Ln	0.15	05 / 07	20-Jul-2023	06-Sep-2023	

PROJECT: 1A.10 2021 LMIG RESURFACING

Program	SPLOST I (2018-2024)
Scope	This project addresses approximately 24.03 miles of roadways in the resurfacing backlog. Agenda Item 2020-1140. All work will occur in unincorporated areas of the county. Services will include 1) lump sum price for traffic control; 2) recycle asphalt concrete patching; 3) mill asphalt concrete pavement at variable depth; 4) recycle asphalt concrete 9.5mm; 5) striping; 6) adjustment of minor structures to grade.
Project Length	24.03 miles
District	02, 03, 04, 05
Super District	06, 07
Construction	HEH Paving, Inc.

Summary

Category 1A provides for road resurfacing projects across DeKalb County.

Cost Status

Phase	Budget Authorized			Actual Budget Expended			Remaining Budget Authorized		
	SPLOST	Other	Total	SPLOST	Other	Total	SPLOST	Other	Total
Construction Costs	\$11,041,777	\$3,861,331	\$14,903,108	\$5,580,938	\$2,430,146	\$8,011,084	\$5,460,839	\$1,431,185	\$6,892,024
Total:	\$11,041,777	\$3,861,331	\$14,903,108	\$5,580,938	\$2,430,146	\$8,011,084	\$5,460,839	\$1,431,185	\$6,892,024

Schedule

Activity Name	Baseline Start	Forecast/ Actual Start	Variance	Baseline Finish	Forecast/ Actual Finish	Variance
Procurement		04-Jan-2022			12-Oct-2022	
Construction		13-Oct-2022			31-Dec-2024	

	2022	2023	2024
Procurement	<div></div>		
Construction		<div></div>	

Schedule Milestones

BOC Approve Use of GDOT Funds 2021 LMIG Resurfacing (2020-1140)	10-Nov-2020
Invitation to Bid	07-Feb-2022
Bid Opening	10-Mar-2022
Approve PIP	13-Apr-2022
BOC Approval/Contract Award (2022-1586) (HEH Paving)	14-Jun-2022
NTP/Start Construction	13-Oct-2022
PO Received - 2021 LMIG Resurfacing	02-Nov-2022
BOC Approval CO #1 Funding and Time Extension (2023-0258)	14-Mar-2023
BOC Approval CO #2 Time Extension (2023-1162) (HEH)	10-Oct-2023
BOC Approval CO#4 Funding and Term Extension (2024-1488) (HEH Paving)	10-Dec-2024
Substantial Completion	31-Dec-2024

Sub Projects

Name	Length (miles)	District(s) / Super	Start	Finish	Comments
2021 LMIG Resurfacing	24.03	02, 03, 04, 05 / 06, 07			
Barton Woods Rd	0.41	02 / 06			
Blackstone Dr	0.09	02 / 07	14-Feb-2023	16-Feb-2023	
Briarlake Cir	0.48	02 / 06			
East Clifton Rd	0.49	02 / 06			
Lively Ridge Rd	0.35	02 / 06			
Silver Lace Ct	0.08	02 / 06	05-Sep-2023	06-Sep-2023	

Name	Length (miles)	District(s) / Super	Start	Finish	Comments
Battle Forrest Dr	0.48	03 / 06			
Blue Grass Ln	0.57	03 / 07	19-Aug-2024	01-Oct-2024	
Boulder Springs Court	0.07	03 / 06			
Brannen Rd	0.82	03 / 06	28-Aug-2024		
Brownwood Ave	0.19	03 / 06			
Candler Parkway	0.08	03 / 06			
Carrington Dr	0.62	03 / 06			
Cecilia Dr	0.22	03 / 06			
Cedar Valley Pl	0.07	03 / 06			
Chapel Lake Dr	0.26	03 / 07	14-Oct-2024		
Chapel Mill Way	0.28	03 / 07	16-Nov-2022	02-Dec-2022	
Chase Ct	0.13	03 / 07	09-Jan-2023	13-Feb-2023	
Chateauguay Dr	0.26	03 / 07	08-Aug-2024	21-Aug-2024	
Clifton Downs Dr	0.26	03 / 06			
Conway Rd	0.36	03 / 06	05-Aug-2024		
Corner Shoals Dr	0.33	03 / 06			
Flat Shoals Rd	3.56	03 / 06	03-Jun-2024	12-Jul-2024	
Hermosa Dr	0.35	03 / 06			
Hilburn Dr	0.20	03 / 06			
Kelly Lake Dr	0.42	03 / 06	22-Aug-2024	24-Sep-2024	
Kingsbrooke Way	0.27	03 / 07	07-Aug-2024		
Kirkwood Ct	0.06	03 / 07			
Landgraf Close	0.26	03 / 06			
Leafwood Way	0.06	03 / 06			
Lehigh Blvd	0.44	03 / 07	17-Oct-2024	22-Oct-2024	
Lincolndale Dr	0.34	03 / 07			
Linecrest Tr	0.22	03 / 07			
Lloyd Rd	0.41	03 / 06	04-Mar-2024	25-Mar-2024	
Mcgill Dr	0.35	03 / 07	30-Oct-2024		
Newgate Dr	0.60	03 / 07	11-Jan-2024	08-Feb-2024	
River Mill Ct	0.18	03 / 06			
Riverchase Cir	0.07	03 / 07			
Riverside Causeway	0.26	03 / 06			
Rockhaven Cir	0.12	03 / 07			
Seabass Rd	0.17	03 / 06			
Shane Tr	0.14	03 / 07	15-Nov-2024		
Snapfinger Ct	0.12	03 / 07	13-Dec-2022	13-Dec-2022	
West Caribaea Tr	0.31	03 / 06			
White Castle Ct	0.09	03 / 07	22-Oct-2024	23-Oct-2024	
Woodfen Ct	0.12	03 / 06			
Abingdon Ct	0.22	04 / 06			
Banner Elk Dr	0.32	04 / 07	25-Apr-2024	31-May-2024	
Barbashela Cir	0.26	04 / 07	01-May-2024	02-May-2024	
Barbashela Way	0.07	04 / 07	01-May-2024	02-May-2024	
Brookspring Way	0.09	04 / 07			
Camden Ct	0.06	04 / 06	14-Feb-2023	16-Feb-2023	
Candlewood Ln	0.23	04 / 07	18-Apr-2024		
Central Dr	0.51	04 / 06	08-Mar-2023	02-May-2023	
Creek Station Ln	0.22	04 / 06	29-Jul-2024		
Creekdale Dr	0.68	04 / 06	22-Feb-2023	01-Mar-2023	
Deshon Creek Dr	0.49	04 / 07	08-May-2024	29-May-2024	
Harbor Pointe Dr	0.45	04 / 07	18-Jul-2024	14-Aug-2024	
Lakewater View Dr	0.34	04 / 07	22-Jul-2024		
Lancashire Cir	0.31	04 / 07	24-Jul-2024	07-Oct-2024	
Larch Ln	0.11	04 / 06	13-Feb-2023	14-Feb-2023	
Longmeadow Dr	0.17	04 / 06	31-Jul-2024		
Shore Rd	0.28	04 / 07	15-Jul-2024	15-Aug-2024	



Name	Length (miles)	District(s) / Super	Start	Finish	Comments
Springwood Ln	0.07	04 / 07	24-Jul-2024	15-Aug-2024	
Asbury Manor Dr	0.23	05 / 07	08-May-2024	29-May-2024	
Briarbend Trace	0.17	05 / 07	03-May-2024	23-May-2024	
Cody Court	0.11	05 / 07			
Conyers St	0.20	05 / 07			
Corners Circle	0.60	05 / 07			
Cornwall Rd	0.52	05 / 07	01-Aug-2024		
Dogwood Pl	0.16	05 / 07	14-Nov-2022	14-Nov-2022	
Fairfield Estates Dr	0.28	05 / 07	06-May-2024	22-May-2024	
Friar Tuck Way	0.16	05 / 07			
Glenhaven Cir	0.59	05 / 07	08-Apr-2024	15-Mar-2024	
Jackybell Trail - 1	0.29	05 / 07			
Jackybell Trail - 2	0.17	05 / 07			
Langdon Dr	0.30	05 / 07	19-Apr-2024	23-May-2024	
Mannbrook Dr	0.48	05 / 07	22-Apr-2024	28-May-2024	
Shannondale Ln	0.27	05 / 07	15-Oct-2024		
Snapfinger Woods Drive	1.43	05 / 07			
Union Grove Road - 1	0.59	05 / 07			
Union Grove Road - 2	1.48	05 / 07			

PROJECT: 1A.12 2023 LMIG RESURFACING

Program	SPLOST I (2018-2024)
Scope	This project addresses resurfacing of approximately 25 miles from the worst rated roadways in the Resurfacing backlog to be funded from an estimated \$4,084,945.81 in GDOT funds and an estimated \$8,500,000 in SPLOST funds.
Project Length	25.05 miles
District	01, 02, 03, 04, 05
Super District	06, 07
Construction	C.W. Matthews Contracting Co. Inc.

Summary

Category 1A provides for road resurfacing projects across DeKalb County.

Cost Status

Phase	Budget Authorized			Actual Budget Expended			Remaining Budget Authorized		
	SPLOST	Other	Total	SPLOST	Other	Total	SPLOST	Other	Total
Construction Costs	\$21,607,730	\$4,084,946	\$25,692,676	\$6,324,048	\$1,195,563	\$7,519,611	\$15,283,681	\$2,889,383	\$18,173,065
Total:	\$21,607,730	\$4,084,946	\$25,692,676	\$6,324,048	\$1,195,563	\$7,519,611	\$15,283,681	\$2,889,383	\$18,173,065

Schedule

Activity Name	Baseline Start	Forecast/ Actual Start	Variance	Baseline Finish	Forecast/ Actual Finish	Variance
Procurement		10-Oct-2023			20-Feb-2024	
Construction		21-Feb-2024			30-Jun-2025	

	2023	2024	2025
Procurement			
Construction			

Schedule Milestones

BOC Approve Request of GDOT Funds 2023 LMIG Resurfacing (2022-2361)	08-Nov-2022
Invitation to Bid	22-May-2023
Bid Opening	29-Jun-2023
BOC Approval/Contract Award CW Matthews (2023-1014)	10-Oct-2023
NTP/Start Construction	21-Feb-2024
BOC Approval CO #1 Contract Term Extension (2024-1247)	12-Nov-2024
Substantial Completion	30-Jun-2025

Sub Projects

Name	Length (miles)	District(s) / Super	Start	Finish	Comments
2023 LMIG Resurfacing	25.05	01, 02, 03, 04, 05 / 06, 07			
Barkside Court	0.26	01 / 07	23-Apr-2024		
Fairlane Drive	0.11	01 / 06	22-Apr-2024		
Hidden Acres Drive	0.80	01 / 07	27-Apr-2024	24-May-2024	
Kings Arms Court	0.21	01 / 07	23-Aug-2024		
Kingscliff Drive	0.40	01 / 07	27-Aug-2024	04-Sep-2024	
Livsey Drive	0.30	01 / 07			
Poplar Street Doraville	0.10	01 / 07	18-Apr-2024	19-Apr-2024	
Brookvalley Lane	0.27	02 / 06			
Hilo Court	0.10	02 / 06	05-Sep-2024		
Hudson Court	0.08	02 / 06	10-Oct-2024		
Hudson Woods Court	0.11	02 / 07	07-Oct-2024		
Hudson Woods Trail	0.23	02 / 07	09-Oct-2024		
Hunting Hill Lane	0.31	02 / 06	06-Sep-2024	16-Sep-2024	

Name	Length (miles)	District(s) / Super	Start	Finish	Comments
Miles Lane	0.04	02 / 06	05-Apr-2024	05-Apr-2024	
Mills Creek Bend	0.13	02 / 06	16-Apr-2024	18-Apr-2024	
Montcliff Court	0.23	02 / 06	14-Mar-2024		
Pangborn Circle	0.53	02 / 06	20-Sep-2024		
Pine Forest Drive	0.46	02 / 06	28-Mar-2024	01-Apr-2024	
Ralph Road	0.26	02 / 06	06-Apr-2024	15-Apr-2024	
Riderwood Court	0.11	02 / 06	03-Oct-2024		
Tamarack Trail	0.28	02 / 06	21-Mar-2024	03-Apr-2024	
Thornclyff Drive	0.12	02 / 06	04-Apr-2024		
Tolbert Drive	0.25	02 / 06			
Alexander Drive	0.14	03 / 07	04-Oct-2024		
Apache Trail	0.13	03 / 06	22-Oct-2024		
Belva Avenue	0.32	03 / 07	27-Aug-2024	30-Aug-2024	
Canby Place	0.03	03 / 07			
Cerro Vista Drive	0.21	03 / 06			
Cherry Ridge Boulevard	0.05	03 / 07			
Corners Crossing	0.05	03 / 06	08-Nov-2024		
Cougar Court	0.06	03 / 06			
Crestmoore Drive	0.18	03 / 07	04-Dec-2024		
Deep Shoals Circle	0.41	03 / 06	05-Nov-2024	05-Dec-2024	
Donavan Court	0.09	03 / 07	30-Oct-2024		
Ember Drive	0.29	03 / 07	12-Nov-2024		
Ford Street	0.06	03 / 06			
Glenco Drive	0.20	03 / 07			
Grand Pines Court	0.07	03 / 07	03-Dec-2024		
Herringwood Court	0.20	03 / 06			
Homeward Trail	0.31	03 / 07			
Hooper Street	0.06	03 / 07	08-Oct-2024		
Jaguar Drive	0.21	03 / 06			
Laurengate Drive	0.11	03 / 06			
Laurenhill Lane	0.09	03 / 06			
Laurie Woods Lane	0.22	03 / 07	30-Oct-2024		
Leisure Woods Lane	0.31	03 / 07	24-Oct-2024		
Lindsey Lane	0.12	03 / 07			
Marble Arch Court	0.03	03 / 07			
McKenzie Drive	0.27	03 / 07			
Melanie Court	0.09	03 / 07	02-Oct-2024		
Monitor Court	0.08	03 / 06	30-Oct-2024		
Monterey Drive	0.56	03 / 07	03-Sep-2024	10-Sep-2024	
Neptune Place	0.15	03 / 07			
Oakfield Drive	0.42	03 / 06	03-Oct-2024		
Oakvale Heights	0.31	03 / 06			
Oxford Crossing Drive	0.23	03 / 07	21-Nov-2024		
Pendant Place	0.20	03 / 06	01-Nov-2024	04-Dec-2024	
Pointe Bleue Drive	0.18	03 / 07			
Riverwalk Cove	0.05	03 / 06			
Rollingwood Drive	0.58	03 / 06	14-Oct-2024		
Sage Place	0.02	03 / 06			
Santa Barbara Drive	0.32	03 / 07	09-Sep-2024		
Seavey Drive	0.32	03 / 07	26-Nov-2024		
Shamrock Drive	1.49	03 / 07	05-Dec-2024		
Snapfinger Lane	0.17	03 / 07			
Stanley Way	0.11	03 / 06	12-Oct-2024	17-Oct-2024	
Tara Woods Drive	0.22	03 / 07			
Tiffany Drive	0.38	03 / 07			
Vistawood Court	0.05	03 / 06			
Whittier Court	0.09	03 / 07			

Name	Length (miles)	District(s) / Super	Start	Finish	Comments
Wickham Drive	0.16	03 / 07			
Wildrose Drive	0.18	03 / 07	09-Oct-2024	12-Oct-2024	
Willow Place	0.10	03 / 06			
Willowdale Circle	0.15	03 / 06	02-Oct-2024		
Wingfoot Place	0.20	03 / 07			
Briers Drive	0.25	04 / 07	05-Sep-2024	20-Sep-2024	
Brown Place, Avondale	0.19	04 / 06			
Forest Trace	0.05	04 / 07			
Galbraith Circle	0.52	04 / 07	13-Nov-2024		
Hillyer Avenue	0.19	04 / 06	21-Oct-2024	23-Oct-2024	
Kessock Way	0.06	04 / 07	16-Sep-2024		
Lake Drive Terrace	0.10	04 / 07	12-Nov-2024		
Lone Oak Trace	0.09	04 / 07			
Michael Lane	0.15	04 / 06	14-Oct-2024	18-Oct-2024	
Minette Place	0.10	04 / 06	04-Sep-2024		
North Stone Mountain Lithonia Road	0.88	04 / 07	12-Nov-2024		
North Valley Brook Drive	0.30	04 / 06	16-Oct-2024		
Old Countryside Circle East	0.06	04 / 07	18-Sep-2024		
Regent Street	0.11	04 / 07			
Russell Drive	0.20	04 / 06			
Sly Fox Court	0.05	04 / 07			
Somerlane Place	0.18	04 / 06	29-Oct-2024		
South Hope Springs Road	0.27	04 / 07	06-Nov-2024		
Third Avenue Avondale	0.28	04 / 06	23-Oct-2024		
Timbervale Lane	0.37	04 / 07			
Agape Way	1.91	05 / 07			
Camp Way	0.08	05 / 07	30-Oct-2024		
Dorset Drive	0.22	05 / 07			
Iris Lane	0.08	05 / 07	27-Nov-2024		
Kimber Trail	0.05	05 / 07			
Madras Court	0.07	05 / 07			
Malibu Drive	0.25	05 / 07			
Marlwood Court	0.03	05 / 07			
Matthew Way	0.15	05 / 07			
Mercer Way	0.15	05 / 07			
Millstone Walk	0.14	05 / 07			
Moffat Court	0.06	05 / 07	05-Dec-2024		
Muirforest Way	0.04	05 / 07			
Patch Place	0.04	05 / 07			
Phillip Lane	0.27	05 / 07			
River Acres Court	0.17	05 / 07			
Santeelah Trail	0.12	05 / 07			
Sheppard Place	0.38	05 / 07			
Smith James Road	0.55	05 / 07			
St. Christophers Court	0.12	05 / 07			
Tanny Drive	0.06	05 / 07	05-Nov-2024	05-Nov-2024	
Woodmere Drive	0.17	05 / 07			
Wynhurst Crossing	0.07	05 / 07			
Yorkton Court	0.04	05 / 07			

PROJECT: 1A.13 2024 LMIG RESURFACING

Program	SPLOST I (2018-2024)
Scope	This project addresses resurfacing of approximately 25 miles from the worst rated roadways in the Resurfacing backlog to be funded from an estimated \$4M in GDOT funds and an estimated \$20M in SPLOST funds.
Project Length	25.00 miles
District	01, 02, 03, 04, 05
Super District	06, 07

Summary

Category 1A provides for road resurfacing projects across DeKalb County.

Cost Status

Phase	Budget Authorized			Actual Budget Expended			Remaining Budget Authorized		
	SPLOST	Other	Total	SPLOST	Other	Total	SPLOST	Other	Total
Construction Costs	\$16,529,077	\$4,292,401	\$20,821,478				\$16,529,077	\$4,292,401	\$20,821,478
Total:	\$16,529,077	\$4,292,401	\$20,821,478	\$0	\$0	\$0	\$16,529,077	\$4,292,401	\$20,821,478

Schedule

Activity Name	Baseline Start	Forecast/ Actual Start	Variance	Baseline Finish	Forecast/ Actual Finish	Variance
Procurement		25-Oct-2023			24-May-2024	
Construction		02-Jan-2025			01-Jan-2026	

	2023	2024	2025	2026
Procurement				
Construction				

Schedule Milestones

BOC Approval GDOT and SPLOST Funding (2023-1229)	24-Oct-2023
Invitation to Bid	27-May-2024
Bid Opening	11-Jul-2024
BOC Approval/Contract Award (2024-1069) (E.R. Snell)	12-Nov-2024
Contract Expiration - 2024 LMIG Resurfacing	01-Dec-2024
NTP/Start Construction	02-Jan-2025
Substantial Completion	01-Jan-2026

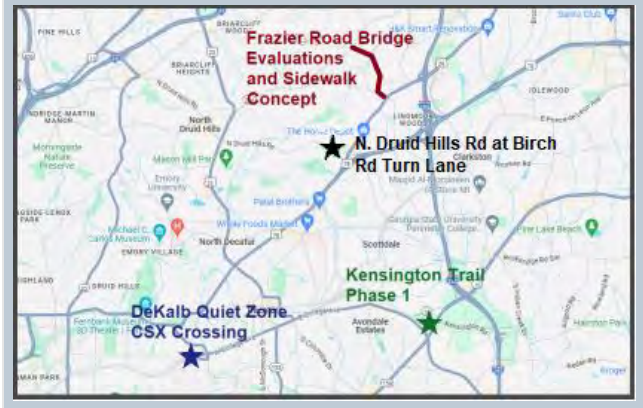
Sub Projects

Name	Length (miles)	District(s) / Super	Start	Finish	Comments
2024 LMIG Resurfacing	24.98	01, 02, 03, 04, 05 / 06, 07			
Cherokee Ct	0.07	01 / 07			
Maryland Dr	0.39	01 / 07			
Mcelroy Rd	0.46	01 / 07			
Rockaway Ct	0.07	01 / 07			
Rose Arbor Ct	0.21	01 / 07			
Silver Hill Rd	1.06	01 / 07			
Spring Branch Way	0.24	01 / 07			
Spring Meadow Ct	0.29	01 / 07			
Stantondale Dr	0.20	01 / 07			
Fama Dr	0.75	02 / 06			
Fisher Tr	1.28	02 / 06			
Mayfair Dr	0.27	02 / 06			
Shasta Way	0.43	02 / 07			
Wild Creek Tr	0.39	02 / 06			
Wood Trail Ln	0.45	02 / 06			

Name	Length (miles)	District(s) / Super	Start	Finish	Comments
Amor Ct	0.05	03 / 06			
Broad Oak Ct	0.13	03 / 06			
Conley Rd	0.28	03 / 06			
Deer Park Rd	0.17	03 / 06			
Gothic Elm Ct	0.10	03 / 07			
Gresham Ave	0.29	03 / 06			
Knollview Dr	0.62	03 / 07			
Landgraf Cv	0.29	03 / 06			
Lincoln Jones Way	0.08	03 / 07			
Lyndale Dr	0.15	03 / 06			
Norma Cir	0.17	03 / 06			
Oxford Ct	0.06	03 / 06			
Parker Ranch Rd	0.26	03 / 06			
Preston Way	0.04	03 / 06			
Rainforest Cir	0.05	03 / 06			
Riverset Ct	0.05	03 / 06			
Sargent Ave	0.14	03 / 06			
Shadowridge Dr	0.61	03 / 06			
Shane Ct	0.16	03 / 07			
Sharpsburg Ct	0.09	03 / 06			
Six Oaks Ct	0.13	03 / 06			
Stonybrook Dr	0.16	03 / 06			
Sunset Ct	0.24	03 / 07			
Swazey Dr	0.24	03 / 06			
Toney Dr	0.69	03 / 07			
Tree Bark Trail	0.35	03 / 07			
Venus Way	0.09	03 / 07			
Ashley Ln	0.40	04 / 07			
Battery Point	0.23	04 / 07			
Carriage Ln	0.25	04 / 07			
Central Dr	0.06	04 / 06			
Glenside Ct	0.06	04 / 07			
Horseshoe Bend	0.07	04 / 07			
Kingway Dr	0.45	04 / 07			
Laredo Dr	0.38	04 / 06			
Oakview Trail	0.37	04 / 07			
Oakwoods Ct	0.22	04 / 06			
Ohm Ave	0.11	04 / 06			
Stonebrook Cv	0.06	04 / 07			
Timbers East Dr	0.56	04 / 07			
Allgood Rd	0.18	05 / 07			
Captains Row	0.16	05 / 07			
Donald Rd	0.27	05 / 07			
Edenfield Dr	0.56	05 / 07			
Golf Vista Cir	0.44	05 / 07			
Marsh Rabbit Ln	0.17	05 / 07			
Muirforest Way	0.05	05 / 07			
Pintail Cv	0.18	05 / 07			
Pocono Ct	0.07	05 / 07			
Riverbrook Ct	0.07	05 / 07			
South Stn Mtn Lit Rd	1.61	05 / 07			
Stephenson Rd	1.83	05 / 07			
Teal Cv	0.16	05 / 07			
Trake Way	0.08	05 / 07			
Wesley Chapel Rd	1.06	05 / 07			
West Austin Rd	0.50	05 / 07			
Wilkins Ct	0.14	05 / 07			

PROJECT: 1B.4 A/E SERVICES FOR TRANSPORTATION (ON-CALL)

Program	SPLOST I (2018-2024)
Scope	Consists of providing professional engineering services for the design and construction of various projects including, but not limited to: intersections, sidewalks, and roadway improvements; streetscapes, localized drainage projects, traffic signalization projects, bridge replacements, infrastructure improvements and related projects.
District	01, 02, 03, 04, 05
Super District	06, 07
Design	Vanasse Hangen Brustlin, Inc.; Arcadis US, Inc., AECOM



Summary

Category 1B provides SPLOST funding for transportation projects. These projects also utilize federal and state matching funds.

Cost Status

Phase	Budget Authorized			Actual Budget Expended			Remaining Budget Authorized		
	SPLOST	Other	Total	SPLOST	Other	Total	SPLOST	Other	Total
PE\Design	\$1,624,440	\$25,986	\$1,650,426	\$454,440	\$25,986	\$480,426	\$1,170,000	\$0	\$1,170,000
Total:	\$1,624,440	\$25,986	\$1,650,426	\$454,440	\$25,986	\$480,426	\$1,170,000	\$0	\$1,170,000

Schedule

Activity Name	Baseline Start	Forecast/ Actual Start	Variance	Baseline Finish	Forecast/ Actual Finish	Variance
PE\Design		06-Jun-2022			31-Dec-2025	

	2022	2023	2024	2025
PE\Design				

Schedule Milestones

Approve PIP	03-Sep-2020
BOC Approval of A/E Contractors (2020-0915)	08-Dec-2020
Start Design - A/E Services	06-Jun-2022
Start Design - Kensington Trail Phase 1 - Concept Design	06-Jun-2022
Start Design - DeKalb Quiet Zone CSX Crossing	10-Apr-2023
Start Design - Frazier Road Bridge Evaluation and Sidewalk Concept	15-Dec-2023
Start Design - North Druid Hills Road at Birch Road Turn Lane	19-Sep-2024
Start Design - Cedar Grove Bridge Underground Storage Feasibility Study	01-Oct-2024
BOC Approval Funding (2024-1179)	08-Oct-2024
Design Complete - Frazier Road Bridge Evaluation and Sidewalk Concept	01-Dec-2024
Design Complete - DeKalb Quiet Zone CSX Crossing	02-Dec-2024
Design Complete - Cedar Grove Bridge Underground Storage Feasibility Study	02-Dec-2024
Design Complete - Kensington Trail Phase 1 - Concept Design	02-Dec-2024
Design Complete - North Druid Hills Road at Birch Road Turn Lane	02-Jun-2025
Design Complete - A/E Services	31-Dec-2025



Sub Projects			
Name	District(s) / Super	Status	Comments
1B.4.1 Kensington Trail Phase 1 - Concept Design	03, 04, 05 / 06, 07	Design Phase	
1B.4.2 DeKalb Avenue Quiet Zone CSX Crossing	02, 03 / 06	Design Phase	
1B.4.3 Frazier Road Bridge Evaluation and Sidewalk Concept	02 / 06	Design Phase	
1B.4.4 North Druid Hills Rd at Birch Rd Turn Lane	02 / 06	Design Phase	
1B.4.5 Cedar Grove Underground Stormwater Feasibility Study	03 / 06	Not Started	

PROJECT: 1B.6 SOUTH RIVER TRAIL EXTENSION PHASE VI (CRESTDALE CIRCLE TO NEAR BOULDER WALK DRIVE)

Program	SPLOST I (2018-2024)
Scope	This project is a multi-use trail that extends .75 miles from Crestdale Circle to near Boulder Walk Drive as part of the South River Trail network of multi-use trails in DeKalb County. This project is an extension of the SPLOST funded Old Castle Multi-Use Trail (Custer Avenue to Crestdale Circle). The Georgia Department of Transportation will fund \$640,000.00 of this project with a \$160,000.00 in local matching funds from SPLOST proceeds.
Project Length	0.74 miles
District	03
Super District	06



Summary

Category 1B provides SPLOST funding for transportation projects. These projects also utilize federal and state matching funds.

Cost Status

Phase	Budget Authorized			Actual Budget Expended			Remaining Budget Authorized		
	SPLOST	Other	Total	SPLOST	Other	Total	SPLOST	Other	Total
PE\Design	\$160,000	\$640,000	\$800,000				\$160,000	\$640,000	\$800,000
Total:	\$160,000	\$640,000	\$800,000	\$0	\$0	\$0	\$160,000	\$640,000	\$800,000

Schedule

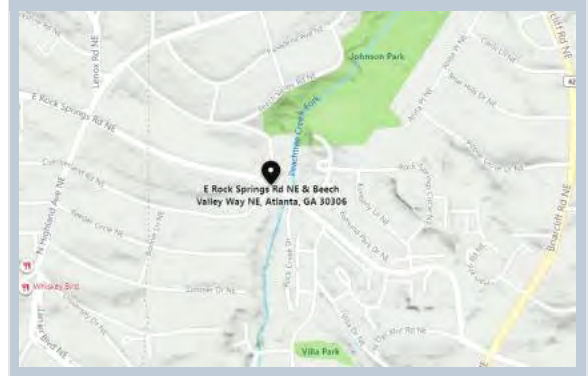
Activity Name	Baseline Start	Forecast/ Actual Start	Variance	Baseline Finish	Forecast/ Actual Finish	Variance
PE\Design		06-Feb-2025			26-Dec-2025	
	2025		2026		2027	
PE\Design						

Schedule Milestones

BOC Approve South River Trail Extension - GDOT and SPLOST Funding Approval for Design (2021-2254)	23-Mar-2021
Request for Vendor Qualifications (RFVQ) #1	28-Mar-2022
Vendor Qualifications Due #1	26-Apr-2022
GDOT Approval to Re-Advertise RFVQ	12-Apr-2023
Request for Vendor Qualifications (RFVQ) #2	24-Apr-2023
Vendor Qualifications Due #2	08-Jun-2023
BOC Approval/ Contract Award for Design (2023-XXXX)	07-Jan-2025
Approve PIP	10-Jan-2025
Start Design	06-Feb-2025
Design Complete	26-Dec-2025

PROJECT: 1B.7 EAST ROCK SPRINGS ROAD ROUNDABOUT

Program	SPLOST I (2018-2024)
Scope	East Rock Springs Road carries a significant amount of vehicular traffic through neighborhoods where pedestrians are active. The proposed roundabout at the East Rock Springs Road at Cumberland Road / Beech Valley Way intersection is intended to calm traffic and improve operations and safety. This project includes \$400,000 in GDOT LMIG funds in addition to the LMIG funds normally allocated to the County for resurfacing.
District	02
Super District	06
Design	Kimley-Horn and Associates, Inc.
Construction	Summit Construction and Development, LLC



Summary

Category 1B provides SPLOST funding for transportation projects. These projects also utilize federal and state matching funds.

Cost Status

Phase	Budget Authorized			Actual Budget Expended			Remaining Budget Authorized		
	SPLOST	Other	Total	SPLOST	Other	Total	SPLOST	Other	Total
PE\Design	\$136,995		\$136,995	\$111,995		\$111,995	\$25,000		\$25,000
ROW\Property Acquisition	\$15,335		\$15,335	\$15,335		\$15,335	\$0		\$0
Construction Costs	\$951,670	\$400,000	\$1,351,670				\$951,670	\$400,000	\$1,351,670
Total:	\$1,104,000	\$400,000	\$1,504,000	\$127,330	\$0	\$127,330	\$976,670	\$400,000	\$1,376,670

Schedule

Activity Name	Baseline Start	Forecast/ Actual Start	Variance	Baseline Finish	Forecast/ Actual Finish	Variance
PE\Design		16-Nov-2020			03-May-2024	
ROW\Property Acquisition		30-Nov-2022			03-May-2024	
Procurement		04-Mar-2024			29-Jan-2025	
Construction		30-Jan-2025			29-Jan-2026	

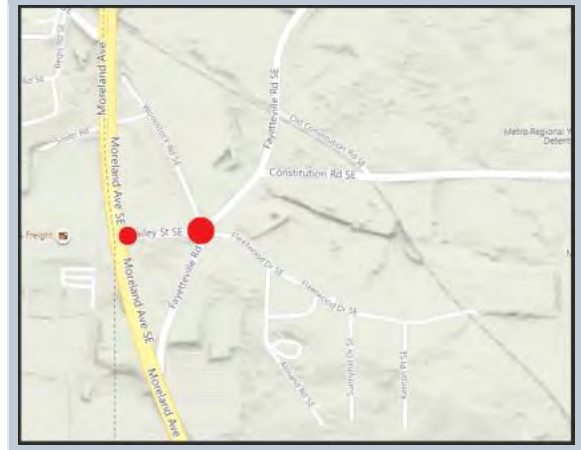
	2020	2021	2022	2023	2024	2025	2026
PE\Design							
ROW\Property Acquisition							
Procurement							
Construction							

Schedule Milestones

Start Final Design (Kimley-Horn)	16-Nov-2020
BOC Approval of E. Rock Springs Roundabout Funding (2021-2367) (Final Design and Construction)	13-Apr-2021
BOC Approval Design Contract Term Expiration - Emergency CO#7 East Rock Springs Road Roundabout (2021-3504)	11-Jan-2022
BOC Approval CO#10 Contract Term Extension (2022-2304) (Kimley-Horn)	25-Oct-2022
BOC Approval CO #11 Funding Increase and Contract Ext. Design (Kimley-Horn) (2023-0620)	13-Jun-2023
Final Design Complete	03-May-2024
NTP/Start Construction	30-Jan-2025
Substantial Completion	29-Jan-2026

PROJECT: 1B.9 CONSTITUTION ROAD FREIGHT CORRIDOR OPERATIONAL AND SAFETY IMPROVEMENTS - PHASE 1

Program	SPLOST I (2018-2024)
Scope	The Metro South Community Improvement District (MSCID) received a \$1 million Georgia Transportation Infrastructure Bank (GTIB) grant for safety and operational improvements to the Constitution Road Freight Corridor. Proposed improvements include intersection improvements and a traffic signal at the SR 42/Bailey Street intersection and a roundabout at the Bailey St. /Fayetteville Rd. /Fleetwood Dr. /Woodstock Rd. intersection. The project will improve access to SR 42 and 1-285 for the numerous freight and truck oriented businesses in the Constitution Road area. In addition to the \$1M GTIB Grant this project is also funded with \$200,000 in Metro South Community Improvement District (MSCID) funds and \$2,614,622 in SPLOST matching funds.
District	03
Super District	06



Summary

Category 1B provides SPLOST funding for transportation projects. These projects also utilize federal and state matching funds.

Cost Status

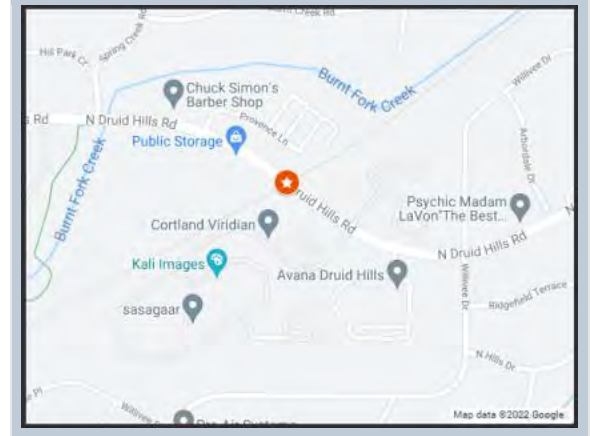
Phase	Budget Authorized			Actual Budget Expended			Remaining Budget Authorized		
	SPLOST	Other	Total	SPLOST	Other	Total	SPLOST	Other	Total
Construction Costs	\$3,614,622	\$1,200,000	\$4,814,622	\$23,750		\$23,750	\$3,590,872	\$1,200,000	\$4,790,872
Total:	\$3,614,622	\$1,200,000	\$4,814,622	\$23,750	\$0	\$23,750	\$3,590,872	\$1,200,000	\$4,790,872

Schedule Milestones

BOC Approve Funding Use for Constitution Road Freight Corridor Operational and Safety Improvements Phase 1 (2021-3056)	28-Sep-2021
BOC Approve Funding GDOT for New Traffic Signal(2024-1176)	08-Oct-2024

PROJECT: 1B.10 NORTH DRUID HILLS ROAD AT CSX RAILROAD BRIDGE REPLACEMENT

Program	SPLOST I (2018-2024)
Scope	On September 24, 2019, the Board of Commissioners authorized an application for federal funds for multiple transportation projects including the North Druid Hills Road at CSX Railroad bridge replacement. Funding for the preliminary engineering phase was approved by the Atlanta Regional Commission. The Georgia Department of Transportation has appropriated \$720,000.00 for design and the DeKalb SPLOST will provide a \$180,000.00 local match. Future matching funds will be needed for the right-of-way acquisition and construction phases. The current ARC Transportation Improvement Program includes \$1.6 million in federal funding for the right-of-way acquisition phase and \$7 million in federal funding for the construction phase.
District	02
Super District	06



Summary

Category 1B provides SPLOST funding for transportation projects. These projects also utilize federal and state matching funds.

Cost Status

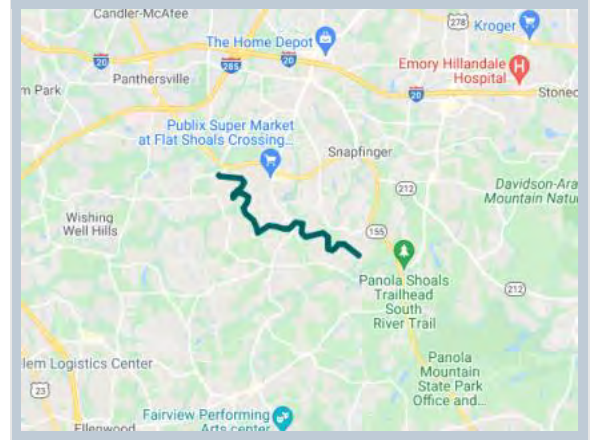
Phase	Budget Authorized			Actual Budget Expended			Remaining Budget Authorized		
	SPLOST	Other	Total	SPLOST	Other	Total	SPLOST	Other	Total
PE\Design	\$180,000	\$720,000	\$900,000				\$180,000	\$720,000	\$900,000
Total:	\$180,000	\$720,000	\$900,000	\$0	\$0	\$0	\$180,000	\$720,000	\$900,000

Schedule Milestones

BOC Approve Funding Use for North Druid Hills Road at CSX Railroad Bridge Replacement Design (2021-3065)	28-Sep-2021
RFVQ for Design Services - North Druid Hills Road at CSX Railroad Bridge Replacement Design	18-Jul-2022
Receipt of Proposals Due Date - North Druid Hills Road at CSX Railroad Bridge Replacement Design	08-Aug-2022

PROJECT: 1B.12 SOUTH RIVER TRAIL EXTENSION (WALDROP RD TO MLK HS) STUDY

Program	SPLOST I (2018-2024)
Scope	Scoping Study for Extending the South River Trail from Waldrop Road to MLK High School. This section of trail will eliminate the gap between the existing trail end at Waldrop Road and the existing trail end at Martin Luther King High School which connects with the Arabia Mountain Trail and continues into Rockdale County. The trail is an important part of a bike-pedestrian corridor allowing for the future regional connection from the Monastery of the Holy Spirit in Rockdale County to the Atlanta Beltline. The purpose of this study is to develop safe and cost-effective ways to connect the existing trail segments and to study the feasibility of alternatives. Project deliverables will include an implementation plan for recommended improvements and a GDOT concept report. The concept report will assist in seeking additional state and federal funding. This study is funded with \$200,000 from the Atlanta Regional Commission funds and \$50,000 in SPLOST Category 1B funds.
Project Length	5.00 miles
District	03, 05
Super District	07



Summary

Category 1B provides SPLOST funding for transportation projects. These projects also utilize federal and state matching funds.

Cost Status

Phase	Budget Authorized			Actual Budget Expended			Remaining Budget Authorized		
	SPLOST	Other	Total	SPLOST	Other	Total	SPLOST	Other	Total
PE\Design	\$50,000	\$200,000	\$250,000				\$50,000	\$200,000	\$250,000
Total:	\$50,000	\$200,000	\$250,000	\$0	\$0	\$0	\$50,000	\$200,000	\$250,000

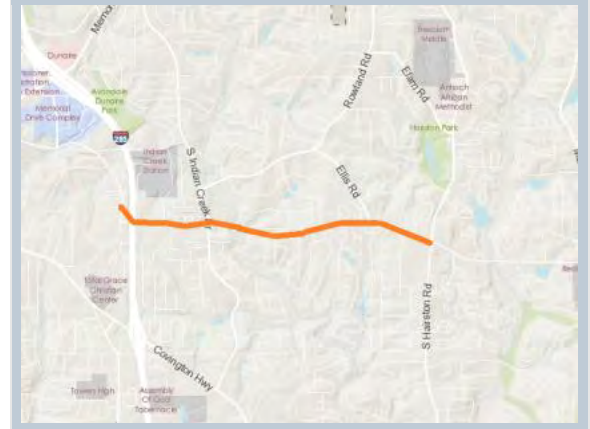
Schedule Milestones

BOC Approve Scoping Study (2021-3353)

21-Dec-2021

PROJECT: 1B.13 REDAN ROAD SAFETY AND OPERATIONS IMPROVEMENTS STUDY

Program	SPLOST I (2018-2024)
Scope	Scoping Study for Safety and Operations Improvements on Redan Road from Holcombe Road to near South Hairston Road. The purpose of this study is to develop viable, multimodal, and cost-effective mobility solutions and to study the feasibility of short- and long-range alternatives in improving the efficiency, operations, and safety of the corridor. Project deliverables will include an implementation plan for recommended improvements and a GDOT concept report. The concept report will assist in seeking additional state and federal funding. This project is funded with \$80,000 in SPLOST funds and up to \$320,000 from the Atlanta Regional Commission (ARC).
Project Length	2.20 miles
District	04, 05
Super District	07
Design	KCI Technologies Inc.



Summary

Category 1B provides SPLOST funding for transportation projects. These projects also utilize federal and state matching funds.

Cost Status

Phase	Budget Authorized			Actual Budget Expended			Remaining Budget Authorized		
	SPLOST	Other	Total	SPLOST	Other	Total	SPLOST	Other	Total
PE\Design	\$80,000	\$320,000	\$400,000	\$67,120	\$268,480	\$335,600	\$12,880	\$51,520	\$64,400
Total:	\$80,000	\$320,000	\$400,000	\$67,120	\$268,480	\$335,600	\$12,880	\$51,520	\$64,400

Schedule

Activity Name	Baseline Start	Forecast/ Actual Start	Variance	Baseline Finish	Forecast/ Actual Finish	Variance
PE\Design		15-Nov-2023			31-Dec-2024	

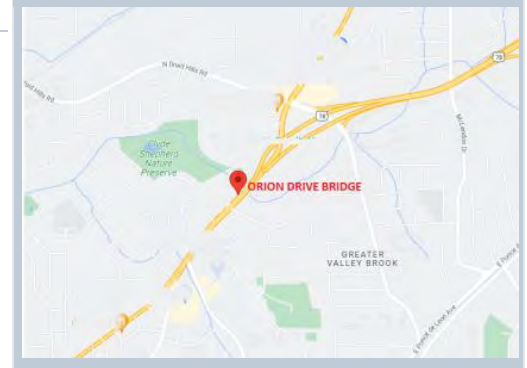
	2023	2024	2025
PE\Design			

Schedule Milestones

BOC Approve Redan Road Safety and Operations Improvements Study/ARC Funding (2022-1260)	08-Mar-2022
Pre-Proposal Conference	13-Apr-2023
Proposal Opening	10-May-2023
Approve PIP	07-Aug-2023
BOC Approval/ Contract Award for Study (2023-0961)	26-Sep-2023
Start Study	15-Nov-2023
Study Complete	31-Dec-2024

PROJECT: 1B.14 ORION DRIVE BRIDGE UPGRADE / REPLACEMENT

Program	SPLOST I (2018-2024)
Scope	Orion Drive is the primary access to the south side of the North DeKalb Mall site. There are currently vehicle weight restrictions on the bridge. This project will bring the bridge up to current design standards by either upgrading the existing bridge structure or by building a replacement bridge. The initial design step will be to evaluate options for upgrading the bridge and to develop concept level cost estimates. The feasibility of adding a multi-use trail crossing to the bridge for a future extension of the South Fork Peachtree Creek Trail will also be evaluated. The project includes funding from the Georgia Department of Transportation Local Maintenance and Improvement Grant's (LMIG) in the amount of \$500,000.00.
District	04
Super District	06
Design	AECOM
Construction	C&S Contracting



Summary

Category 1B provides SPLOST funding for transportation projects. These projects also utilize federal and state matching funds.

Cost Status

Phase	Budget Authorized			Actual Budget Expended			Remaining Budget Authorized		
	SPLOST	Other	Total	SPLOST	Other	Total	SPLOST	Other	Total
PE\Design	\$150,000		\$150,000	\$53,686		\$53,686	\$96,314		\$96,314
Construction Costs	\$200,875	\$500,000	\$700,875				\$200,875	\$500,000	\$700,875
Total:	\$350,875	\$500,000	\$850,875	\$53,686	\$0	\$53,686	\$297,189	\$500,000	\$797,189

Schedule

Activity Name	Baseline Start	Forecast/ Actual Start	Variance	Baseline Finish	Forecast/ Actual Finish	Variance
PE\Design		15-Aug-2022			04-Feb-2024	
Construction		01-Dec-2024			27-Jun-2025	

	2022	2023	2024	2025
PE\Design				
Construction				

Schedule Milestones

Approve PIP	15-Jul-2022
BOC Approval Funding (2022-1730)	09-Aug-2022
NTP/Start Bridge Evaluation	15-Aug-2022
Design Complete Bridge Evaluation	07-May-2023
NTP/ Start Design (AECOM)	08-May-2023
Design Complete (AECOM)	04-Feb-2024
Invitation to Bid	05-Feb-2024
Bid Opening	11-Apr-2024
BOC Approval Contract Award (C&S Contracting) (2024-0596)	28-May-2024
NTP/ Start Construction (C&S Contracting)	01-Dec-2024
Substantial Completion	27-Jun-2025

PROJECT: 1B.18 2023 LMIG PAVEMENT MARKING SAFETY UPGRADES

Program	SPLOST I (2018-2024)
Scope	The proposed improvements consist of updating thermoplastic pavement markings, adding raised pavement markers, and replacement of regulatory and warning signs on roads that have been identified as being in the most need of these improvements. This project is funded with \$200,000 in SPLOST funds and \$230,000 in GDOT FY2023 LMIG Safety Action Plan funds.
District	01, 02, 03, 04, 05
Super District	06, 07

Summary

Category 1B provides SPLOST funding for transportation projects. These projects also utilize federal and state matching funds.

Cost Status

Phase	Budget Authorized			Actual Budget Expended			Remaining Budget Authorized		
	SPLOST	Other	Total	SPLOST	Other	Total	SPLOST	Other	Total
Construction Costs	\$200,000	\$230,000	\$430,000	\$7,277	\$16,979	\$24,255	\$192,723	\$213,021	\$405,745
Total:	\$200,000	\$230,000	\$430,000	\$7,277	\$16,979	\$24,255	\$192,723	\$213,021	\$405,745

Schedule

Activity Name	Baseline Start	Forecast/ Actual Start	Variance	Baseline Finish	Forecast/ Actual Finish	Variance
Construction		30-Dec-2024			28-Dec-2025	
	2024		2025		2026	
Construction						

Schedule Milestones

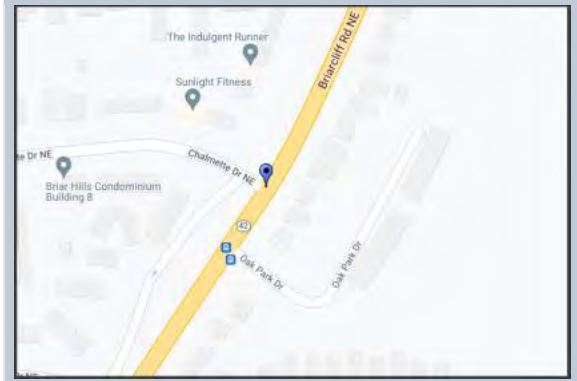
BOC Approval GDOT Safety Funds (2023-0800)	25-Jul-2023
Start Construction	30-Dec-2024
Substantial Completion	28-Dec-2025

Sub Projects

Name	District(s) / Super	Status	Comments
North Hairston Road Pavement Marking Safety Upgrades	04 / 07	Purchasing	
Shallowford Road Pavement Marking Safety Upgrades	01, 02 / 06, 07	Project Complete	
South Stone Mountain Lithonia Rd Pavement Marking Safety Upgrades	04, 05 / 07	Purchasing	
Wesley Chapel Road Pavement Marking Safety Upgrades	03 / 07	Purchasing	

PROJECT: 1B.19 BRIARCLIFF ROAD AT CHALMETTE - RECTANGULAR RAPID FLASHING BEACON CROSSWALKS

Program	SPLOST I (2018-2024)
Scope	This project consists of the installation of two new crosswalks with rectangular rapid flashing beacons on Briarcliff Road (SR 42) at the intersection with Chalmette Drive. The RRFB equipment will be provided by DeKalb County. The work includes minor sidewalk and ramp work.
District	02
Super District	06
Construction	DAF Concrete



Summary

Category 1B provides SPLOST funding for transportation projects. These projects also utilize federal and state matching funds.

Cost Status

Phase	Budget Authorized			Actual Budget Expended			Remaining Budget Authorized		
	SPLOST	Other	Total	SPLOST	Other	Total	SPLOST	Other	Total
Construction Costs	\$180,808		\$180,808				\$180,808		\$180,808
Total:	\$180,808	\$0	\$180,808	\$0	\$0	\$0	\$180,808	\$0	\$180,808

Schedule

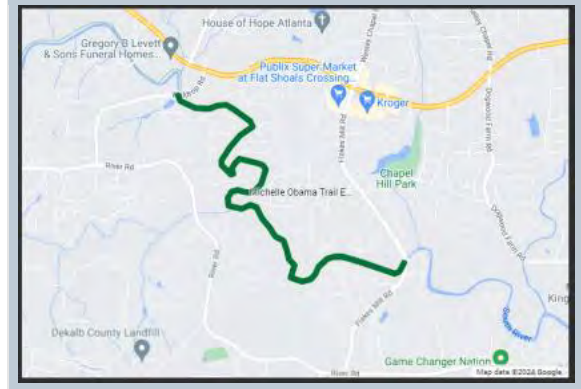
Activity Name	Baseline Start	Forecast/ Actual Start	Variance	Baseline Finish	Forecast/ Actual Finish	Variance
Construction		29-Mar-2024			31-Dec-2024	
	2024			2025		2026
Construction						

Schedule Milestones

Approve PIP	07-Aug-2023
Invitation to Bid	24-Aug-2023
Bid Opening	28-Sep-2023
Price Opening	05-Oct-2023
BOC Approval/ Contract Award (2023-1443) (DAF Concrete)	12-Dec-2023
Start Construction	29-Mar-2024
BOC Approval CO#1 Contract Term Extension (2024-0498)	23-Apr-2024
Substantial Completion	31-Dec-2024

PROJECT: 1B.20 MICHELLE OBAMA TRAIL EXTENSION

Program	SPLOST I (2018-2024)
Scope	Design of the extension of the Michelle Obama Trail from Waldrop Road to Conley Creek, or possibly to Flakes Mill Road. Funding for design includes \$405,000 of SPLOST funds and \$1,500,000 from GDOT. \$3,617,500 in FY 2023 Congressionally Directed Spending was awarded to DeKalb County for this project that will be managed by GDOT.
Project Length	3.15 miles
District	03
Super District	07



Summary

Category 1B provides SPLOST funding for transportation projects. These projects also utilize federal and state matching funds.

Cost Status

Phase	Budget Authorized			Actual Budget Expended			Remaining Budget Authorized		
	SPLOST	Other	Total	SPLOST	Other	Total	SPLOST	Other	Total
PE\Design	\$405,000	\$1,500,000	\$1,905,000				\$405,000	\$1,500,000	\$1,905,000
Total:	\$405,000	\$1,500,000	\$1,905,000	\$0	\$0	\$0	\$405,000	\$1,500,000	\$1,905,000

Schedule

Activity Name	Baseline Start	Forecast/ Actual Start	Variance	Baseline Finish	Forecast/ Actual Finish	Variance
PE\Design		01-Dec-2024			30-Nov-2025	
	2024			2025		2026
PE\Design						

Schedule Milestones

BOC Approval Preliminary Engineering (2024-0231)	27-Feb-2024
--	-------------

PROJECT: 1B.21 TRAFFIC SIGNAL OPERATIONS AND TECHNOLOGY IMPROVEMENTS

Program	SPLOST I (2018-2024)
Scope	On November 16, 2021, the Board of Commissioners authorized an application for federal funds for multiple transportation projects including a project for traffic signal operations and technology upgrades at select locations throughout unincorporated DeKalb County. Funding of \$400,000 for the preliminary engineering phase was approved by the Atlanta Regional Commission. The local match of \$100,000 is to be funded from SPLOST line 1B. Future matching funds will be needed for the construction phase. The current ARC Transportation Improvement Program includes \$1.6 million in federal funding for the construction phase.
District	01, 02, 03, 04, 05
Super District	06, 07

Summary

Category 1B provides SPLOST funding for transportation projects. These projects also utilize federal and state matching funds.

Cost Status

Phase	Budget Authorized			Actual Budget Expended			Remaining Budget Authorized		
	SPLOST	Other	Total	SPLOST	Other	Total	SPLOST	Other	Total
PE\Design	\$100,000	\$400,000	\$500,000				\$100,000	\$400,000	\$500,000
Total:	\$100,000	\$400,000	\$500,000	\$0	\$0	\$0	\$100,000	\$400,000	\$500,000

Schedule Milestones

BOC Approval Funds (GDOT) (2024-0615)

28-May-2024

PROJECT: 1C.4 A/E SERVICES FOR TRANSPORTATION (ON-CALL)

Program	SPLOST I (2018-2024)
Scope	Consists of providing professional engineering services for the design and construction of various Pedestrian Improvement Projects. Current scopes include: (1) Preparation of construction plans for safety improvements at 11 locations in DeKalb County, (2) Development of conceptual alternatives for pedestrian improvements along Snapfinger Woods Drive from New Snapfinger Woods Drive to Friendly Hills Drive (3) Design of pedestrian crossings at three locations (Central Drive, Indian Creek Way and Redan Road) and (4) Design of Medlock Road Sidewalk Improvements.
District	01, 02, 03, 04, 05
Super District	06, 07
Design	Vanasse Hangen Brustlin, Inc.; AECOM

Summary

Category 1C provides for construction of new and replacement sidewalks throughout DeKalb County.

Cost Status

Phase	Budget Authorized			Actual Budget Expended			Remaining Budget Authorized		
	SPLOST	Other	Total	SPLOST	Other	Total	SPLOST	Other	Total
PE\Design	\$993,527		\$993,527	\$369,375		\$369,375	\$624,152		\$624,152
Total:	\$993,527	\$0	\$993,527	\$369,375	\$0	\$369,375	\$624,152	\$0	\$624,152

Schedule

Activity Name	Baseline Start	Forecast/ Actual Start	Variance	Baseline Finish	Forecast/ Actual Finish	Variance
PE\Design		06-Dec-2021			31-Dec-2025	
	2021	2022	2023	2024	2025	
PE\Design						

Schedule Milestones

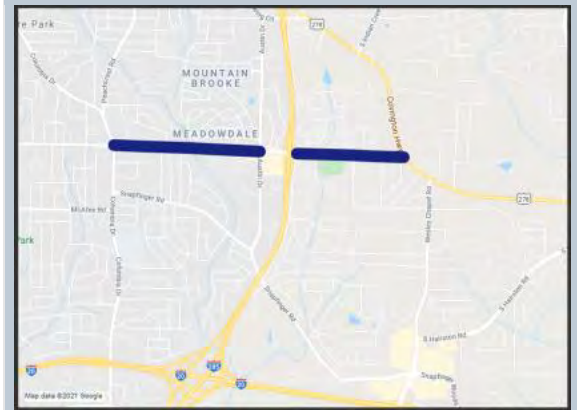
Approve PIP	03-Sep-2020
BOC Approval of A/E Contractors (2020-0915)	08-Dec-2020
Start Design - A/E Services	06-Dec-2021
Start Design - Snapfinger Woods Drive Sidewalk Concept	06-Dec-2021
Start Design - GDOT Off-System Safety Improvements at 11 Locations	13-Jan-2022
PO Received - GDOT Off-System Safety Improvements at 11 Locations	04-Feb-2022
PO Received - Snapfinger Woods Drive Sidewalk Concept	07-Mar-2022
PO Received - Pedestrian Crossings at Three Locations Design	31-Mar-2022
Start Design - Pedestrian Crossings at Three Locations Design	18-Apr-2022
PO Received - Medlock Road Sidewalk Improvements	09-Nov-2023
Start Design - Medlock Road Sidewalk Improvements	16-Nov-2023
Design Complete - Pedestrian Crossings at Three Locations Design	15-Apr-2024
Design Complete - Snapfinger Woods Drive Sidewalk Concept	02-Dec-2024
Design Complete - GDOT Off-System Safety Improvements at 11 Locations	30-Dec-2024
Design Complete - Medlock Road Sidewalk Improvements	29-Dec-2025
Design Complete - A/E Services	31-Dec-2025

Sub Projects

Name	District(s) / Super	Status	Comments
Snapfinger Woods Drive Sidewalk Concept Alternatives	05 / 07	Design Phase	
Pedestrian Crossings at Three Locations (Central Dr, Indian Creek Way, Redan Rd)	04, 05 / 06, 07	Project Complete	Design complete.
Medlock Road Sidewalk Improvements	02 / 06	Design Phase	
GDOT Off-System Safety Improvements at 11 Locations	01, 03, 04, 05 / 06, 07	Design Phase	
A/E Services for Transportation Unallocated	01, 02, 03, 04, 05 / 06, 07	Not Started	

PROJECT: 1C.5 GLENWOOD ROAD SIDEWALK PH. 3

Program	SPLOST I (2018-2024)
Scope	Sidewalk improvements along both sides of Glenwood Road from Columbia Drive to Austin Drive and from east of 1-285 to US278/SR12/Covington Highway ("Covington Highway") in unincorporated DeKalb County, Georgia. Current contract modification is to fund final plan development with SPLOST funds.
Project Length	1.75 miles
District	03, 05
Super District	07
Design	Kimley-Horn and Associates, Inc.



Summary

Category 1C provides for construction of new and replacement sidewalks throughout DeKalb County.

Cost Status

Phase	Budget Authorized			Actual Budget Expended			Remaining Budget Authorized		
	SPLOST	Other	Total	SPLOST	Other	Total	SPLOST	Other	Total
PE\Design	\$349,965		\$349,965	\$289,195		\$289,195	\$60,770		\$60,770
ROW\Property Acquisition	\$728,283		\$728,283	\$141,486		\$141,486	\$586,798		\$586,798
Total:	\$1,078,248	\$0	\$1,078,248	\$430,680	\$0	\$430,680	\$647,568	\$0	\$647,568

Schedule

Activity Name	Baseline Start	Forecast/ Actual Start	Variance	Baseline Finish	Forecast/ Actual Finish	Variance
PE\Design		25-Feb-2021			02-Dec-2024	
ROW\Property Acquisition		09-Nov-2021			01-Dec-2024	

	2021	2022	2023	2024
PE\Design				
ROW\Property Acquisition				

Schedule Milestones

Approve PIP Design	11-Jan-2021
BOC Approval of Glenwood Road Sidewalk Phase 3 (2021-2026) Kimley-Horn	09-Feb-2021
Design PO Received (Kimley Horn)	25-Feb-2021
BOC Approval Design Contract Term Expiration - CO#7 Glenwood Road Sidewalk (Kimley-Horn) (2021-3504)	11-Jan-2022
Approve PIP ROW/Property Acquisition	06-May-2022
BOC Approval SPLOST Funding for ROW Acquisition - Glenwood Road Sidewalk (2022-1659)	14-Jun-2022
BOC Approval CO#10 Contract Term Extension (2022-2304) (Kimley-Horn)	25-Oct-2022
BOC Approval CO #11 Funding Increase and Time Ext. Design (Kimley-Horn) (2023-0620)	13-Jun-2023

PROJECT: 1C.7 SNAPPINGER WOODS DRIVE SIDEWALK

Program	SPLOST I (2018-2024)
Scope	This project will construct 5-foot-wide sidewalks with handicap ramps and drainage improvements on the north side of Snappinger Woods Drive from E. Wesley Chapel Way to Friendly Hills Drive.
Project Length	0.50 miles
District	05
Super District	07



Summary

Category 1C provides for construction of new and replacement sidewalks throughout DeKalb County.

Cost Status

Phase	Budget Authorized			Actual Budget Expended			Remaining Budget Authorized		
	SPLOST	Other	Total	SPLOST	Other	Total	SPLOST	Other	Total
ROW\Property Acquisition	\$0		\$0	\$2,150		\$2,150	(\$2,150)		(\$2,150)
Total:	\$0	\$0	\$0	\$2,150	\$0	\$2,150	(\$2,150)	\$0	(\$2,150)

Schedule

Activity Name	Baseline Start	Forecast/ Actual Start	Variance	Baseline Finish	Forecast/ Actual Finish	Variance
ROW\Property Acquisition		02-Dec-2024			24-Jul-2025	
Construction		25-Jul-2025			24-Jul-2026	
	2024		2025		2026	
ROW\Property Acquisition						
Construction						

Schedule Milestones

NTP/Start Construction	25-Jul-2025
Substantial Completion	24-Jul-2026

PROJECT: 1D.3 A/E SERVICES FOR TRANSPORTATION (ON-CALL)

Program	SPLOST I (2018-2024)
Scope	Consists of providing professional engineering services for the design and construction of various projects including, but not limited to: intersections, sidewalks, and roadway improvements; streetscapes, localized drainage projects, traffic signalization projects, bridge replacements, infrastructure improvements and related projects.
District	01, 02, 03, 04, 05
Super District	06, 07
Design	Arcadis US, Inc.; AtkinsRealis USA Inc.; AECOM

Summary

Category 1D provides for Transportation Enhancement projects across DeKalb County which include, but are not limited to, intersection upgrades, widening of narrow lanes, and improvements to roadway alignment, safety lighting, and sight distance.

Cost Status

Phase	Budget Authorized			Actual Budget Expended			Remaining Budget Authorized		
	SPLOST	Other	Total	SPLOST	Other	Total	SPLOST	Other	Total
PE\Design	\$482,181	\$150,000	\$632,181	\$416,983		\$416,983	\$65,198	\$150,000	\$215,198
Total:	\$482,181	\$150,000	\$632,181	\$416,983	\$0	\$416,983	\$65,198	\$150,000	\$215,198

Schedule

Activity Name	Baseline Start	Forecast/ Actual Start	Variance	Baseline Finish	Forecast/ Actual Finish	Variance
PE\Design		15-Nov-2021			31-Dec-2025	
	2021	2022	2023	2024	2025	
PE\Design						

Schedule Milestones

Approve PIP	03-Sep-2020
BOC Approval of A/E Contractors (2020-0915)	08-Dec-2020
Start Design - A/E Services	15-Nov-2021
Start Survey and Concept Design - Stewart Mill Rd at Bermuda Rd Roundabout Design WA#1 Survey and Concept	15-Nov-2021
Survey and Concept Design Complete - Stewart Mill Rd at Bermuda Rd Roundabout Design WA#1 Survey and Concept	31-May-2022
Start Preliminary Plans - Stewart Mill Rd at Bermuda Rd Roundabout Design WA#5 Preliminary Plans	15-Sep-2022
Start Design - Rockbridge Rd Mini Roundabout Concept	01-Jun-2023
Start Design - Rectangular Rapid Flashing Beacons at 4 Locations	20-Sep-2023
BOC Approval Funding (2023-1582)	19-Dec-2023
Start - S. Hairston Road at Brasac Road Safety Project	01-Mar-2024
Preliminary Plans Complete - Stewart Mill Rd at Bermuda Rd Roundabout Design WA#5 Preliminary Plans	01-Dec-2024
Design Complete - Rockbridge Rd Mini Roundabout Concept	01-Dec-2024
Design Complete - Rectangular Rapid Flashing Beacons at 4 Locations	05-Dec-2024
Complete - S. Hairston Road at Brasac Road Safety Project	03-Mar-2025
Design Complete - A/E Services	31-Dec-2025

Sub Projects

Name	District(s) / Super	Status	Comments
Stewart Mill Rd at Bermuda Rd Roundabout Design	04 / 07	Design Phase	
Rockbridge Road Mini Roundabout Concept	04 / 06	Design Phase	
Rectangular Rapid Flashing Beacons at 4 Locations	01 / 07	Design Phase	
Hairston Road at Brasac Road Safety Project	01 / 07	Design Phase	
1D.3.99 A/E Services for Transportation (On-Call) Unallocated	01, 02, 03, 04, 05 / 06, 07	Not Started	

PROJECT: 1D.6 FLOWERS ROAD TRAFFIC SIGNAL BEACON AND ENHANCEMENTS

Program	SPLOST I (2018-2024)
Scope	Construction and installation of a traffic signal beacon and associated curb, sidewalk and signage and striping work on Flowers Road.
District	01
Super District	07

Summary

Category 1D provides for Transportation Enhancement projects across DeKalb County which include, but are not limited to, intersection upgrades, widening of narrow lanes, and improvements to roadway alignment, safety lighting, and sight distance. Some related sidewalk and ADA ramp improvements will also be included.

Cost Status

Phase	Budget Authorized			Actual Budget Expended			Remaining Budget Authorized		
	SPLOST	Other	Total	SPLOST	Other	Total	SPLOST	Other	Total
Construction Costs	\$100,000		\$100,000				\$100,000		\$100,000
Total:	\$100,000	\$0	\$100,000	\$0	\$0	\$0	\$100,000	\$0	\$100,000

Schedule

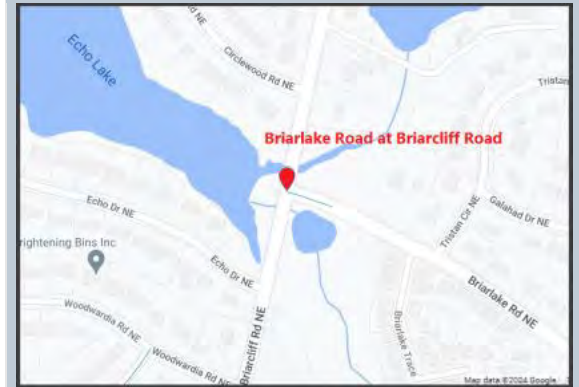
Activity Name	Baseline Start	Forecast/ Actual Start	Variance	Baseline Finish	Forecast/ Actual Finish	Variance
Construction		01-Dec-2024			02-Jun-2025	
	2024		2025		2026	
Construction						

Schedule Milestones

Approve PIP	13-Jul-2023
BOC Approval Funding Design and Construction (2023-0907)	08-Aug-2023
Start Construction - Flowers Road Traffic Signal Beacon and Enhancements	01-Dec-2024
Substantial Completion - Flowers Road Traffic Signal Beacon and Enhancements	02-Jun-2025

PROJECT: 1D.8 BRIARLAKE ROAD RIGHT TURN LANE AT BRIARCLIFF RD

Program	SPLOST I (2018-2024)
Scope	This project will address the need for a right turn lane on Briarlake Road at Briarcliff Road to provide safety needs at the intersection and also a safety function for pedestrians in the area.
District	02
Super District	06, 07
Construction	SD&C Inc



Summary

Category 1D provides for Transportation Enhancement projects across DeKalb County which include, but are not limited to, intersection upgrades, widening of narrow lanes, and improvements to roadway alignment, safety lighting, and sight distance.

Cost Status

Phase	Budget Authorized			Actual Budget Expended			Remaining Budget Authorized		
	SPLOST	Other	Total	SPLOST	Other	Total	SPLOST	Other	Total
Construction Costs	\$175,793	\$369,867	\$545,660				\$175,793	\$369,867	\$545,660
Total:	\$175,793	\$369,867	\$545,660	\$0	\$0	\$0	\$175,793	\$369,867	\$545,660

Schedule

Activity Name	Baseline Start	Forecast/ Actual Start	Variance	Baseline Finish	Forecast/ Actual Finish	Variance
Construction		12-Aug-2024			07-Feb-2025	
	2024			2025		
Construction						

Schedule Milestones

Invitation to Bid	21-Aug-2023
Bid Opening	11-Oct-2023
Approve PIP	23-Jan-2024
BOC Approval/Contract Award (SD&C) (2024-0141)	14-Feb-2024
Start Construction - Briarlake Road Right Turn Lane at Briarcliff Rd	12-Aug-2024
Substantial Completion - Briarlake Road Right Turn Lane at Briarcliff Rd	07-Feb-2025

PROJECT: 1E.6 OLD CASTLE MULTI-USE TRAIL (S. RIVER TRAIL PHASE 7)

Program	SPLOST I (2018-2024)
Scope	This project is funded with \$2,500,000 of SPLOST Funds from Category 1E - Multi-Use Trails Fund and \$500,000 from District 6 Category 1M - Commission District Discretionary Fund for land acquisition and construction of a segment of the South River Trail from Custer Avenue to Crestdale Circle. This portion of the trail is a key piece of the County's long range plan to provide a connection from the existing, and under construction, segments of the South River Trail System to the Atlanta Beltline.
Project Length	0.60 miles
District	03
Super District	06



Summary

Category 1E provides for Multi-Use Trail projects across DeKalb County.

Cost Status

Phase	Budget Authorized			Actual Budget Expended			Remaining Budget Authorized		
	SPLOST	Other	Total	SPLOST	Other	Total	SPLOST	Other	Total
ROW\Property Acquisition	\$21,375		\$21,375	\$21,375		\$21,375	\$0		\$0
Construction Costs	\$2,478,625		\$2,478,625				\$2,478,625		\$2,478,625
Total:	\$2,500,000	\$0	\$2,500,000	\$21,375	\$0	\$21,375	\$2,478,625	\$0	\$2,478,625

Schedule

Activity Name	Baseline Start	Forecast/ Actual Start	Variance	Baseline Finish	Forecast/ Actual Finish	Variance
ROW\Property Acquisition		17-Feb-2021			02-Dec-2024	
	2021	2022		2023	2024	
ROW\Property Acquisition						

Schedule Milestones

BOC Approval of SPLOST Funding for ROW and Construction (2020-0485)	12-May-2020
BOC Approval of Donation of an Easement (2020-1313)	27-Oct-2020

PROJECT: 1F.7 CEDAR GROVE ROAD BRIDGE DESIGN-BUILD

Program	SPLOST I (2018-2024)
Scope	The Cedar Grove Road bridge over Norfolk Southern Railroad (built in 1965) is currently closed to traffic as a result of problems identified by GDOT in their bi-annual inspection. These problems are due in part to the bridge's age and to increased loads from trucks not following the posted weight limits. A design/build process will be used to expedite completion of the new bridge. Improvements proposed to the detour route include shoulder widening and turn radius improvements.
District	03
Super District	06
Design	AECOM
Construction	C. W. Matthews Contracting Co.



Summary

Category 1F provides for Bridge Repair and Improvement projects across DeKalb County.

Cost Status

Phase	Budget Authorized			Actual Budget Expended			Remaining Budget Authorized		
	SPLOST	Other	Total	SPLOST	Other	Total	SPLOST	Other	Total
PE\Design	\$25,000		\$25,000	\$21,879		\$21,879	\$3,121		\$3,121
Construction Costs	\$6,835,300	\$935,000	\$7,770,300	\$1,394,105		\$1,394,105	\$5,441,195	\$935,000	\$6,376,195
Total:	\$6,860,300	\$935,000	\$7,795,300	\$1,415,984	\$0	\$1,415,984	\$5,444,316	\$935,000	\$6,379,316

Schedule

Activity Name	Baseline Start	Forecast/ Actual Start	Variance	Baseline Finish	Forecast/ Actual Finish	Variance
PE\Design		08-Mar-2021			13-Nov-2022	
Procurement		15-Nov-2022			27-Sep-2023	
Construction		28-Sep-2023			31-Dec-2025	

* Note: Design dates are for preliminary design. Construction dates are for Design-Build contract and will include remainder of design and construction.

	2021	2022	2023	2024	2025
PE\Design					
Procurement					
Construction					

Schedule Milestones

BOC Funding Approval for Cedar Grove Road Bridge Replacement (2020-1383)	10-Nov-2020
Approve PIP	11-Jan-2021
BOC Approval/Engineering Review Services/Norfolk Southern Railway (2021-2746)	22-Jun-2021
Preliminary Design Completion	13-Nov-2022
Request for Vendor Qualifications	14-Nov-2022
Deadline for Receipt of Proposals	29-Dec-2022
BOC Approval Contract Award (2023-0622) (C.W. Matthews)	27-Jun-2023
Notice to Proceed	28-Sep-2023
Start Construction	28-Sep-2023
Substantial Completion	31-Dec-2025

PROJECT: 1H.2 A/E SERVICES FOR TRANSPORTATION (ON-CALL)

Program	SPLOST I (2018-2024)
Scope	Consists of providing professional engineering services for the design and construction of various projects including, but not limited to: intersections, sidewalks, and roadway improvements; streetscapes, localized drainage projects, traffic signalization projects, bridge replacements, infrastructure improvements and related projects.
District	01, 02, 03, 04, 05
Super District	06, 07
Design	AECOM, Atkins Realis



Summary

Category 1H provides for design and installation/construction of new and replacement traffic signals throughout DeKalb County.

Cost Status

Phase	Budget Authorized			Actual Budget Expended			Remaining Budget Authorized		
	SPLOST	Other	Total	SPLOST	Other	Total	SPLOST	Other	Total
PE\Design	\$214,482		\$214,482	\$86,894		\$86,894	\$127,588		\$127,588
Total:	\$214,482	\$0	\$214,482	\$86,894	\$0	\$86,894	\$127,588	\$0	\$127,588

Schedule

Activity Name	Baseline Start	Forecast/ Actual Start	Variance	Baseline Finish	Forecast/ Actual Finish	Variance
PE\Design		10-Mar-2022			31-Dec-2025	
	2022	2023		2024	2025	
PE\Design						

Schedule Milestones


Approve PIP	03-Sep-2020
BOC Approval of A/E Contractors (2020-0915)	08-Dec-2020
Start Design - A/E Services	10-Mar-2022
Start Design - DeKalb Industrial Way at Milscott Drive Traffic Signal Plans	10-Mar-2022
PO Received - DeKalb Industrial Way at Milscott Drive Traffic Signal Plans	11-Mar-2022
Design Complete - DeKalb Industrial Way at Milscott Drive Traffic Signal Plans	10-Apr-2023
Start Design - North Decatur Rd at Parkdale Dr - Traffic Signal and PHB	01-May-2023
Start Design - Traffic Signal Design at 3 Locations	11-Sep-2023
Start Design - Scott Blvd at N. Decatur Rd Traffic Analysis and Concept Development	01-Dec-2024
Design Complete - Traffic Signal Design at 3 Locations	02-Dec-2024
Design Complete - North Decatur Rd at Parkdale Dr - Traffic Signal and PHB	29-Jan-2025
Design Complete - Scott Blvd at N. Decatur Rd Traffic Analysis and Concept Development	09-Jun-2025
Design Complete - A/E Services	31-Dec-2025

Sub Projects

Name	District(s) / Super	Status	Comments
1H.2.1 DeKalb Industrial Way at Milscott Drive Traffic Signal Design	04 / 06	Project Complete	
1H.2.2 North Decatur Rd at Parkdale Dr - Traffic Signal and PHB	04 / 06	Design Phase	
1H.2.3 Traffic Signal Design at 3 Locations	04 / 06, 07	Design Phase	
1H.2.4 North Clarendon at E. Ponce de Leon Traffic Signal	04 / 06	Design Phase	
1H.2.5 Scott Blvd at N. Decatur Rd. Traffic Analysis and Concept Development	02 / 06	Not Started	
1H.2.99 A/E Services for Transportation (On-Call) Unallocated	01, 02, 03, 04, 05 / 06, 07	Not Started	

PROJECT: 1H.4 DEKALB INDUSTRIAL AT MILSCOTT TRAFFIC SIGNAL AND PEDESTRIAN CROSSING

Program	SPLOST I (2018-2024)
Scope	This project consists of Traffic Signal improvements and Pedestrian Crossing at the intersection of DeKalb Industrial Way and Milscott Drive. It will provide for a safe means of vehicular traffic to move through the intersection and pedestrians to cross DeKalb Industrial Way in a safe manner. The project will also provide left-turn lanes on DeKalb Industrial Way for better traffic control and turning movement. The project will provide a traffic calming measure and improve operations and safety.
District	04
Super District	06
Design	AECOM
Construction	Brooks Berry Haynie & Associates, Inc.



Summary

Category 1H provides for design and installation/construction of new and replacement traffic signals throughout DeKalb County.

Cost Status

Phase	Budget Authorized			Actual Budget Expended			Remaining Budget Authorized		
	SPLOST	Other	Total	SPLOST	Other	Total	SPLOST	Other	Total
Construction Costs	\$353,636		\$353,636				\$353,636		\$353,636
Total:	\$353,636	\$0	\$353,636	\$0	\$0	\$0	\$353,636	\$0	\$353,636

Schedule

Activity Name	Baseline Start	Forecast/ Actual Start	Variance	Baseline Finish	Forecast/ Actual Finish	Variance
Procurement		11-Apr-2023			03-Jan-2024	
Construction		04-Jan-2024			31-Dec-2024	

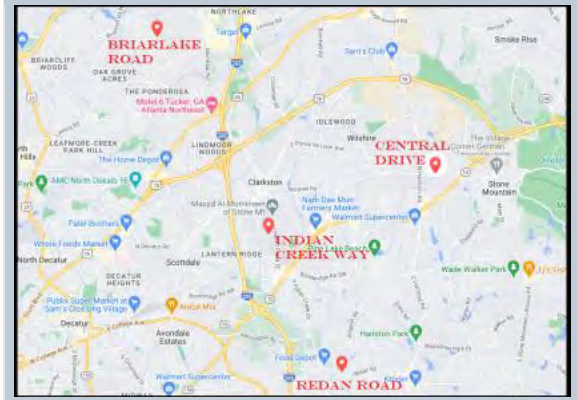
	2023	2024	2025
Procurement			
Construction			

Schedule Milestones

Approve PIP	10-Apr-2023
Invitation to Bid	26-Jun-2023
Bid Opening	03-Aug-2023
BOC Approval/Contract Award (2023-1039) (Brooks Berry Haynie)	26-Sep-2023
NTP/Start Construction	04-Jan-2024
BOC Approval CO#1 Contract Term Extension (2024-0495)	23-Apr-2024
Substantial Completion	31-Dec-2024

PROJECT: 1H.5 FOUR PEDESTRIAN CROSSINGS WITH RRFB (CENTRAL, INDIAN CREEK, REDAN, BRIARLAKE)

Program	SPLOST I (2018-2024)
Scope	Scope consists of the construction of crosswalks with rectangular rapid flashing beacons on Central Drive at Sheila Lane, Indian Creek Way at Indian Creek Elementary School, Redan Road at Avonridge Drive, and Briarlake Road at Amberwood Drive. The RRFB equipment will be provided by DeKalb County. The work includes minor sidewalk and ramp work.
District	02, 04, 05
Super District	06, 07
Construction	NGT Group, LLC



Summary

Category 1H provides for design and installation/construction of new and replacement traffic signals throughout DeKalb County.

Cost Status

Phase	Budget Authorized			Actual Budget Expended			Remaining Budget Authorized		
	SPLOST	Other	Total	SPLOST	Other	Total	SPLOST	Other	Total
Construction Costs	\$200,514		\$200,514				\$200,514		\$200,514
Total:	\$200,514	\$0	\$200,514	\$0	\$0	\$0	\$200,514	\$0	\$200,514

Schedule

Activity Name	Baseline Start	Forecast/ Actual Start	Variance	Baseline Finish	Forecast/ Actual Finish	Variance
Construction		01-Oct-2025			31-Mar-2025	
	2025			2026		
Construction						

Schedule Milestones

Invitation to Bid	15-Apr-2024
Bid Opening	22-May-2024
BOC Approval/Contract Award (2024-0812) (NGT Group, LLC.)	13-Aug-2024
BOC Approval CO#1 Time Extension (2024-1425) (NGT Group, LLC.)	10-Dec-2024
Start Construction - Pedestrian Crossings with RRFB (Central, Indian Creek, Redan, Briarlake)	01-Oct-2025
Construction Complete - Pedestrian Crossings with RRFB (Central, Indian Creek, Redan, Briarlake)	31-Mar-2025



PROJECT: 1L TRANSPORTATION PROGRAM MANAGEMENT

Program	SPLOST I (2018-2024)
Scope	Provide Program Management core services for transportation related projects.
District	01, 02, 03, 04, 05
Super District	06, 07
Vendor	Atlas Technical Consultants

Summary

This category provides funding for program management services for Transportation projects within the SPLOST Program. Individual task orders will be issued to the Program Manager.

Cost Status

Phase	Budget Authorized			Actual Budget Expended			Remaining Budget Authorized		
	SPLOST	Other	Total	SPLOST	Other	Total	SPLOST	Other	Total
Program Management	\$17,571,276		\$17,571,276	\$12,564,858		\$12,564,858	\$5,006,418		\$5,006,418
CE&I Costs	\$6,651,157		\$6,651,157	\$3,939,668		\$3,939,668	\$2,711,489		\$2,711,489
Total:	\$24,222,433	\$0	\$24,222,433	\$16,504,525	\$0	\$16,504,525	\$7,717,907	\$0	\$7,717,907

Schedule

Activity Name	Baseline Start	Forecast/ Actual Start	Variance	Baseline Finish	Forecast/ Actual Finish	Variance
Program Management	27-Aug-2018	02-Aug-2018	25	30-Jun-2030	30-Jun-2030	

* Note: Agenda Item 2024-0535 extended the contract term to 06/30/2030 and the baseline schedule was updated to reflect the new completion date.

	2018	2019	2020	2021	2022	2023	2024	2025	2026	2027	2028	2029	2030
Program Management													

Schedule Milestones

BOC Committee Approve Program Management Services (2018-2272)	19-Jun-2018
BOC Approve Program Management Services (2018-2272)	26-Jun-2018
Notice to Proceed	02-Aug-2018
Program Management Mobilize at DeKalb County Offices	26-Aug-2018
Start Transportation Project Management Services	27-Aug-2018
BOC Approval CO #1 Program Management Services (2022-1826)	15-Nov-2022
BOC Approval CO#2 and CO#3 Program Management Services (2023-0858)	08-Aug-2023
BOC Approval CO#4 Program Management Services (2024-0535)	28-May-2024
Complete Transportation Project Management Services	30-Jun-2030

Sub Projects

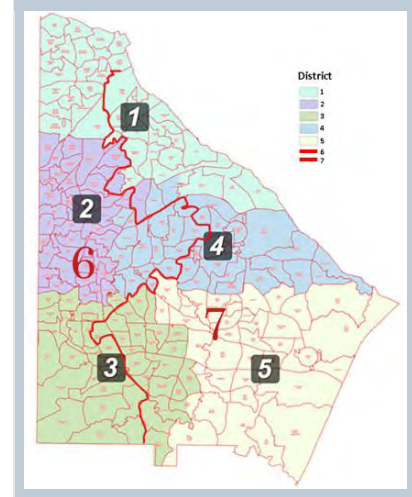
Name	District(s) / Super	Status
Work Authorization 1 ATC PM Core Services 2018	01, 02, 03, 04, 05 / 06, 07	Project Complete
Work Authorization 2 ATC CEI Services 1A.1 2018 LMIG Resurfacing	01, 02, 03, 04, 05 / 06, 07	Project Complete
Work Authorization 3 ATC CEI Services 1A.2 Phase 1 SPLOST Resurfacing (ABC)	01, 02, 03, 04, 05 / 06, 07	Project Complete
Work Authorization 4 ATC PM Core Services 2019	01, 02, 03, 04, 05 / 06, 07	Project Complete
Work Authorization 6 ATC CEI Services 1B.2 Flat Shoals, Henderson, Salem Sidewalks	01, 03, 05 / 06, 07	Project Complete
Work Authorization 9 ATC CEI Services 1B.3 South River Trail Phase V	03 / 06, 07	Project Complete
Work Authorization 10 ATC PM Core Services 2020	01, 02, 03, 04, 05 / 06, 07	Project Complete
Work Authorization 11 ATC CEI Services 1A.5 2019 LMIG Resurfacing	01, 02, 03, 04, 05 / 06, 07	Project Complete
Work Authorization 7 ATC CEI Services 1B.1.4 Rockbridge Road Streetscape	04 / 07	Project Complete
Work Authorization 8 ATC CEI Services 1B.1.2 Rockbridge Road Water/Sewer Improvements	04 / 07	Project Complete
Work Authorization 12 ATC CE/Management Services 1C.1 Pedestrian Improvements	03, 04, 05 / 06, 07	In Progress
Work Authorization 13 ATC PM Core Services 2021	01, 02, 03, 04, 05 / 06, 07	Project Complete
Work Authorization 14 ATC CEI Services 1A.9 2020 LMIG Resurfacing	01, 02, 03, 04, 05 / 06, 07	Project Complete
CO#1 Work Authorization 18 ATC PM Core Services 2023	01, 02, 03, 04, 05 / 06, 07	Project Complete
CO#1 Work Authorization 19 ATC CEI Services 1A.10 2021 LMIG Resurfacing	01, 02, 03, 04, 05 / 06, 07	In Progress



Name	District(s) / Super	Status
Work Authorization 20 ATC CEI Services 1A.3 Phase 2 Resurfacing	01, 02, 03, 04, 05 / 06, 07	In Progress
Work Authorization 21 ATC CEI Services 1A.11 2022 LMIG Resurfacing	01, 02, 03, 04, 05 / 06, 07	In Progress
Work Authorization 16.2 ATC CEI Services 1A.13 Phase Two Resurfacing Part 2	01, 02, 03, 04, 05 / 06, 07	In Progress
Work Authorization 22 ATC CEI Services 1A.12 2023 LMIG Resurfacing	01, 02, 03, 04, 05 / 06, 07	In Progress
Work Authorization 23 ATC CEI Services 1A.13 2024 LMIG Resurfacing	01, 02, 03, 04, 05 / 06, 07	Not Started
Work Authorization 24 ATC PM Core Services 2024	01, 02, 03, 04, 05 / 06, 07	In Progress
Transportation Project Management Unallocated (CO#4)	01, 02, 03, 04, 05 / 06, 07	Not Started

PROJECT: 1M COMMISSION DISTRICT TRANSPORTATION PROJECTS

Program	SPLOST I (2018-2024)
Scope	Scope includes projects as requested by DeKalb County Commissioner's for their District and if approved by the Board of Commissioners. The Referendum identified \$7,056,673.00 for this category or \$1,008,096.14, respectively, for each of the seven (7) Districts.
District	01, 02, 03, 04, 05
Super District	06, 07
Design	Atkins North America, PATH Foundation, KB Advisory Group
Construction	Autaco Development



Cost Status

Phase	Budget Authorized			Actual Budget Expended			Remaining Budget Authorized		
	SPLOST	Other	Total	SPLOST	Other	Total	SPLOST	Other	Total
PE\Design	\$3,187,096	\$344,970	\$3,532,066	\$828,947		\$828,947	\$2,358,149	\$344,970	\$2,703,119
ROW\Property Acquisition	\$50,000		\$50,000				\$50,000		\$50,000
Construction Costs	\$1,466,803		\$1,466,803	\$503,293		\$503,293	\$963,511		\$963,511
Future/Undistributed									
Total:	\$4,703,899	\$344,970	\$5,048,869	\$1,332,239	\$0	\$1,332,239	\$3,371,660	\$344,970	\$3,716,630

Schedule Milestones

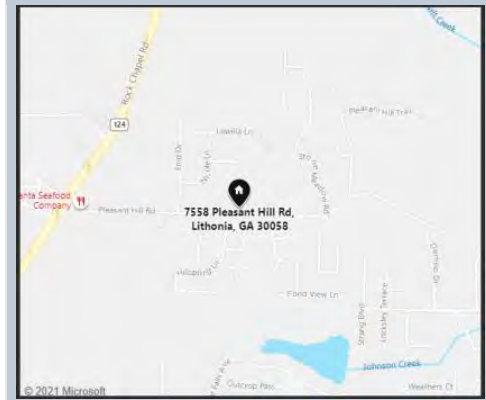
District 6/BOC Approve Funding Old Castle Multi-Use Trail (2020-0485)	12-May-2020
District 3/BOC Approve Funding Metro South CID (2020-1063)	08-Sep-2020
District 6/BOC Approve Funding Peachtree Creek Greenway Comprehensive Concept Plan (2020-1496)	17-Nov-2020
District 6/BOC Approve Funding Sagamore-Leafmore Trail Concept Plan and Design (2020-1563)	08-Dec-2020
District 6/BOC Approve PATH Foundation Agreement - Peachtree Creek Greenway Comprehensive Concept Plan (2021-2278)	13-Apr-2021
District 4/Market Street Sidewalk BOC Agenda Item (2021-3240)	26-Oct-2021
District 2&6/BOC Approve Project Agreement PATH Foundation -Sagamore Hills Trl. Connectivity Study (2021-3220)	09-Nov-2021
District 2&6/BOC Approve Purchase 2 Traffic Data Collection Devices Sagamore Hills Trl. Connectivity Study (2021-3315)	09-Nov-2021
District 1/BOC Approve Funding City of Tucker Sidewalk Maintenance and Repairs (2021-3396)	16-Nov-2021
District 4/BOC Approve Funding City of Tucker Street Maintenance and Repairs (2021-3395)	14-Dec-2021
District 3/BOC Approve Funding Cedar Grove Road Traffic Calming Improvements (2021-3548)	21-Dec-2021
District 3/BOC Approve Funding Flat Shoals at Warriors Path Traffic Signal (2021-3550)	21-Dec-2021
District 6/PO#1275577 for PATH Foundation - PO Received	22-Dec-2021
District 6/BOC Approve PATH Foundation Agreement - Audubon to Cliff Valley (2022-1153)	08-Mar-2022
District 4/BOC Approve Funding S. Fork Peachtree Creek Trail Design (N. DeKalb Mall to Orion) (2022-2026)	23-Aug-2022
District 4/ BOC Approve Funding Stewart Mill Road at Bermuda Road Roundabout (2022-2177)	27-Sep-2022
District 2/BOC Approval Audubon to Beacon Hill (2022-2281)	11-Oct-2022
District 2/BOC Approval Margaret Harris Park and Trail Right-of-Way (2022-2281)	11-Oct-2022
District 2/BOC Approval Margaret Harris Park and Trail Construction (2022-2281)	11-Oct-2022
District 4/BOC Approve Path Foundation Agreement S. Fork Peachtree Creek Trail Design (2022-2593)	20-Dec-2022
District 2/BOC Approval Path Foundation Agreement Audubon to Beacon Hill (2022-2593)	20-Dec-2022

District 7/BOC Approve Funding Bermuda Rd. and Stewart Mill Rd. Roundabout (2023-1516)	12-Dec-2023
District 1/ BOC Approve Funding TOD and Multi-use Trail Value Analysis (I-285 BRT) (2024-0257)	14-Feb-2024
District 1/ BOC Approve Funding Multi-Jurisdictional Regional Traffic Study (2024-0309)	27-Feb-2024
District 1/ BOC Approve Funding TOD and Multi-Use Trail Value Analysis (Buford Hwy Corridor) (2024-1188)	08-Oct-2024
District 3/BOC Approval CO#1 Funding Increase and Time Extension (2024-1402) (DAF and Autaco)	19-Nov-2024
District 3/BOC approval of Memorandum of Understanding (MOU) - Metro South CID	07-Jan-2025

Sub Projects			
Name	District(s) / Super	Status	Comments
Commission District 1 Transportation Projects	01	Not Started	
District 1 - City of Tucker Street Maintenance and Repairs	01, 04 / 07	Project Complete	Agenda Item 2021-3396
District 1 - TOD and Multi-Use Trail Value Analysis (I-285 BRT)	01 / 06, 07	In Progress	Agenda Item 2024-0257 Agenda Item 2024-0309
District 1 - Multi-Jurisdictional Regional Traffic Study	01 / 06, 07	Not Started	
District 1 - TOD and Multi-Use Trail Value Analysis (Buford Hwy Corridor)		Not Started	
Commission District 2 Transportation Projects	02	Not Started	
Commission District 3 Transportation Projects	03	Not Started	
District 3 - Metro South CID	03 / 06	In Progress	Agenda Item 2020-1063
District 3 - Cedar Grove Road Traffic Calming Improvements	03 / 06, 07	Design Phase	Agenda Item 2021-3548
District 3 - Flat Shoals Parkway at Warriors Path Traffic Signal	03 / 06, 07	In Progress	Agenda Item 2021-3550
Commission District 4 Transportation Projects	04	Not Started	
District 4 - Market Street Sidewalk	04 / 06	Project Complete	Agenda Item 2021-3240
District 4 - City of Tucker Street Maintenance and Repairs	01, 04 / 07	Project Complete	Agenda Item 2021-3395
District 4 - South Fork Peachtree Creek Trail Design (N. DeKalb Mall to Orion Dr.)	04 / 06	In Progress	Agenda Item 2022-2026
District 4 - Stewart Mill Road at Bermuda Road Roundabout	04 / 07	Design Phase	Agenda Item 2022-2177
Commission District 5 Transportation Projects	05	Not Started	
Commission District 6 Transportation Projects	/ 06	Not Started	
District 6 - Old Castle Multi-Use Trail (Custer to Crestdale)	03 / 06	In Progress	Agenda Item 2020-0485
District 6 - Peachtree Creek Greenway Comprehensive Concept Plan	01, 02 / 06, 07	Project Complete	Agenda Items 2020-1496, 2021-2278
District 6 - Sagamore-Leafmore Trail Concept Plan and Design	02 / 06	Design Phase	Agenda Item 2020-1563
Commission District 7 Transportation Projects	/ 07	Not Started	
District 7 - Stewart Mill Rd at Bermuda Rd Roundabout	/ 07	Design Phase	Agenda Item 2023-1516

PROJECT: 2A.2 FIRE STATION NO. 27

Program	SPLOST I (2018-2024)
Scope	The Fire Rescue Department has identified Fire Station No. 27 as one of the New Fire Stations needed to adequately serve the county; it will also improve the ISO rating for this area of the county.
Address	7558 Pleasant Hill Road, Lithonia, Georgia
District	05
Super District	07
Design	Pond & Company
Construction	Complete Demolition Services, LLC



Summary

Category 2A provides funding to construct new fire stations and related capital equipment.

Cost Status

Phase	Budget Authorized			Actual Budget Expended			Remaining Budget Authorized		
	SPLOST	Other	Total	SPLOST	Other	Total	SPLOST	Other	Total
AE\Design	\$648,283		\$648,283	\$465,938		\$465,938	\$182,345		\$182,345
ROW\Property Acquisition	\$126,891		\$126,891	\$126,891		\$126,891	\$0		\$0
Construction Costs	\$6,434,428		\$6,434,428	\$29,000		\$29,000	\$6,405,428		\$6,405,428
Total:	\$7,209,602	\$0	\$7,209,602	\$621,829	\$0	\$621,829	\$6,587,773	\$0	\$6,587,773

Schedule

Activity Name	Baseline Start	Forecast/ Actual Start	Variance	Baseline Finish	Forecast/ Actual Finish	Variance
ROW\Property Acquisition		27-Oct-2020			30-Jun-2022	
AE\Design		15-Feb-2023			08-Nov-2024	
Construction		02-Jul-2025			20-Sep-2027	

* Note: A value engineering study and subsequent re-design will be performed to reduce the construction cost estimate.

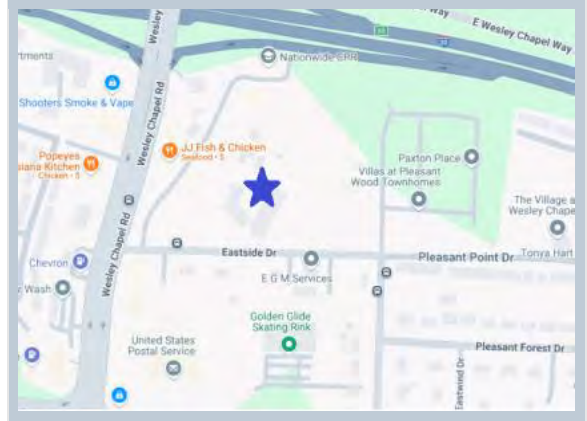
	2020	2021	2022	2023	2024	2025	2026	2027
ROW\Property Acquisition								
AE\Design								
Construction								

Schedule Milestones

BOC Approve Negotiations of Land Acquisition (2020-1242)	27-Oct-2020
Land Acquisition Offer Letter Accepted	12-Feb-2021
Approve PIP for the Authorization of Purchase Price	10-Mar-2021
BOC Approve Authorization of Purchase Price (2021-2517)	11-May-2021
BOC Approve Purchase of Land (2022-1263)	22-Feb-2022
Prepare/Approve PIP Design and Construction	29-Sep-2022
BOC Approve Funding for Design and Construction (2022-2333)	08-Nov-2022
BOC Approve Design Funds (2022-2393) (Pond)	13-Dec-2022
Start Design	15-Feb-2023
BOC Approve CO#4 Contract Amount Increase On-Call A&E Services (2024-0536) (Pond)	14-May-2024
Complete Design	08-Nov-2024
Invitation to Bid	31-Dec-2024
Bid Opening	30-Jan-2025
Notice to Proceed	02-Jul-2025
Start Construction	02-Jul-2025
Substantial Completion	20-Sep-2027

PROJECT: 2A.3 FIRE STATION NO. 16

Program	SPLOST I (2018-2024)
Scope	The Fire Rescue Department has identified Fire Station No. 16 as one of the New Fire Stations needed to adequately serve the county; it will also improve the ISO rating for this area of the county.
Address	4242 Eastside Drive Decatur, Georgia 30034
District	03
Super District	07
Design	Pond & Company
Construction	Complete Demolition Services, LLC



Summary

Category 2A provides funding to construct new fire stations and related capital equipment.

Cost Status

Phase	Budget Authorized			Actual Budget Expended			Remaining Budget Authorized		
	SPLOST	Other	Total	SPLOST	Other	Total	SPLOST	Other	Total
AE\Design	\$531,994		\$531,994				\$531,994		\$531,994
ROW\Property Acquisition	\$1,347,000		\$1,347,000	\$280,000		\$280,000	\$1,067,000		\$1,067,000
Construction Costs	\$6,501,006		\$6,501,006	\$27,723		\$27,723	\$6,473,283		\$6,473,283
Total:	\$8,380,000	\$0	\$8,380,000	\$307,723	\$0	\$307,723	\$8,072,277	\$0	\$8,072,277

Schedule

Activity Name	Baseline Start	Forecast/ Actual Start	Variance	Baseline Finish	Forecast/ Actual Finish	Variance
ROW\Property Acquisition		15-Feb-2023			31-Dec-2024	
AE\Design		03-Feb-2025			21-Jul-2025	
Construction		22-Oct-2025			21-Oct-2027	

* Note: Seismic testing and classification coordination and evaluation has extended the design duration.

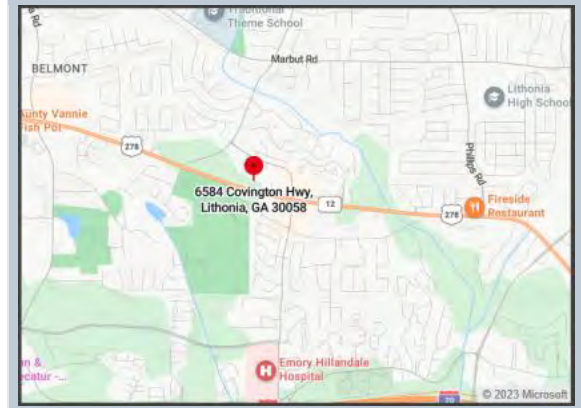
	2023	2024	2025	2026	2027
ROW\Property Acquisition					
AE\Design					
Construction					

Schedule Milestones

BOC Approval Land Acquisition (2022-2376)	25-Oct-2022
Approve PIP for the Authorization of Funding	12-Jan-2023
ROW Acquisition	15-Feb-2023
BOC Approval of Funding (2023-0635)	13-Jun-2023
BOC Approve Funding and Term Increase (2023-0693) (Pond)	11-Jul-2023
BOC Approval ROW Land Acquisition #2 at 4242 Eastside Drive (2024-1304)	22-Oct-2024
Start Design	03-Feb-2025
Complete Design	21-Jul-2025
Invitation to Bid	21-Jul-2025
Bid Opening	20-Aug-2025
BOC Approve Construction Contract Award (2022-XXXX)	16-Sep-2025
Notice to Proceed	22-Oct-2025
Start Construction	22-Oct-2025
Substantial Completion	21-Oct-2027

PROJECT: 2A.4 FIRE STATION NO. 14

Program	SPLOST I (2018-2024)
Scope	The Fire Rescue Department has identified Fire Station No. 14 as one of the New Fire Stations needed to adequately serve the county; it will also improve the ISO rating for this area of the county. The near-term scope for this project is to perform site acquisition.
Address	6584 Covington Highway Lithonia, GA 30058
District	05
Super District	07



Summary

Category 2A provides funding to construct new fire stations and related capital equipment.

Cost Status

Phase	Budget Authorized			Actual Budget Expended			Remaining Budget Authorized		
	SPLOST	Other	Total	SPLOST	Other	Total	SPLOST	Other	Total
ROW\Property Acquisition	\$1,000,000		\$1,000,000	\$912,773		\$912,773	\$87,227		\$87,227
Construction Costs									
Total:	\$1,000,000	\$0	\$1,000,000	\$912,773	\$0	\$912,773	\$87,227	\$0	\$87,227

Schedule

Activity Name	Baseline Start	Forecast/ Actual Start	Variance	Baseline Finish	Forecast/ Actual Finish	Variance
ROW\Property Acquisition		22-Jul-2021			26-Jan-2024	
	2021	2022		2023	2024	
ROW\Property Acquisition						

Schedule Milestones

Approve PIP for the Authorization of Purchase Price	16-Aug-2023
BOC Approve of Funding (ROW only) (2023-1033)	26-Sep-2023
BOC Approve Authorization of Purchase Price (2023-1343)	24-Oct-2023

PROJECT: 2A.5 FIRE STATION NO. 28

Program	SPLOST I (2018-2024)
Scope	The Fire Rescue Department has identified Fire Station No. 28 as one of the New Fire Stations needed to adequately serve the county; it will also improve the ISO rating for this area of the county.
Address	3320 Turner Hill Road Stonecrest, GA 30038
District	03
Super District	07



Summary

Category 2A provides funding to construct new fire stations and related capital equipment.

Cost Status

Phase	Budget Authorized			Actual Budget Expended			Remaining Budget Authorized		
	SPLOST	Other	Total	SPLOST	Other	Total	SPLOST	Other	Total
ROW\Property Acquisition	\$538,750		\$538,750	\$526,806		\$526,806	\$11,944		\$11,944
Construction Costs	\$8,600,000		\$8,600,000	\$45,500		\$45,500	\$8,554,500		\$8,554,500
Total:	\$9,138,750	\$0	\$9,138,750	\$572,306	\$0	\$572,306	\$8,566,444	\$0	\$8,566,444

Schedule

Activity Name	Baseline Start	Forecast/ Actual Start	Variance	Baseline Finish	Forecast/ Actual Finish	Variance
ROW\Property Acquisition		22-Jul-2021			12-Jan-2024	
AE\Design		01-Jul-2025			15-Dec-2025	
Construction		11-Mar-2026			09-Mar-2028	

	2021	2022	2023	2024	2025	2026	2027	2028
ROW\Property Acquisition								
AE\Design								
Construction								

Schedule Milestones

Prepare/Approve PIP Funding for Design, ROW, Construction	24-Jul-2023
BOC Approve Funding for Design, ROW, Construction (2023-0952)	22-Aug-2023
BOC Approve Authorization of Purchase Price (2023-1342)	24-Oct-2023
Land Acquisition Offer Letter Accepted	25-Oct-2023
Start Design	01-Jul-2025
Complete Design	15-Dec-2025
Invitation to Bid	16-Dec-2025
Bid Opening	14-Jan-2026
BOC Approve Construction Contract Award (2022-XXXX)	03-Feb-2026
Notice to Proceed	11-Mar-2026
Start Construction	11-Mar-2026
Substantial Completion	09-Mar-2028

PROJECT: 2A.6 FIRE STATION NO. 5

Program	SPLOST I (2018-2024)
Scope	The Fire Rescue Department has identified Fire Station No. 5 as one of the New Fire Stations needed to adequately serve the county; it will also improve the ISO rating for this area of the county. The proposed work scope is to construct a new fire station and to relocate the operations to the new station.
Address	4329 Cowan Road Tucker, GA 30034
District	01
Super District	07
Design	Pond & Company



Summary

Category 2A provides funding to construct new fire stations and related capital equipment.

Cost Status

Phase	Budget Authorized			Actual Budget Expended			Remaining Budget Authorized		
	SPLOST	Other	Total	SPLOST	Other	Total	SPLOST	Other	Total
ROW\Property Acquisition	\$900,000		\$900,000	\$890,569		\$890,569	\$9,431		\$9,431
Construction Costs	\$7,303,286		\$7,303,286	\$108,435		\$108,435	\$7,194,851		\$7,194,851
Procurement	\$6,714		\$6,714	\$6,713		\$6,713	\$1		\$1
Total:	\$8,210,000	\$0	\$8,210,000	\$1,005,717	\$0	\$1,005,717	\$7,204,283	\$0	\$7,204,283

Schedule

Activity Name	Baseline Start	Forecast/ Actual Start	Variance	Baseline Finish	Forecast/ Actual Finish	Variance
ROW\Property Acquisition		26-Oct-2023			27-Dec-2023	
AE\Design		31-Oct-2024			31-Dec-2024	
Construction		01-Jul-2025			19-Sep-2027	

	2023	2024	2025	2026	2027
ROW\Property Acquisition					
AE\Design					
Construction					

Schedule Milestones

BOC Approval Funding (2023-0371)	25-Apr-2023
BOC Approval CO#1 On-Call Complete Demolition Services (2023-0396)	09-May-2023
BOC Approve Authorization of Purchase Price (2023-1344)	24-Oct-2023
BOC Approval Funding Fire Station No.5 Demolition (2023-1297)	19-Dec-2023
BOC Approval CO#1 Funding Fire Station No.5 - Complete Demolition (2024-0429)	23-Apr-2024
BOC Approve CO#4 Contract Amount Increase On-Call A&E Services (2024-0536) (Pond)	14-May-2024
Start Design	31-Oct-2024
Invitation to Bid	31-Dec-2024
Complete Design	31-Dec-2024
Bid Opening	29-Jan-2025
BOC Approval Construction Contract Award (2022-XXXX)	04-Mar-2025
Notice to Proceed	01-Jul-2025
Start Construction	01-Jul-2025
Substantial Completion	19-Sep-2027

PROJECT: 2A.7 SECURITY CAMERA INSTALLATIONS AT DEKALB COUNTY FIRE STATIONS

Program	SPLOST I (2018-2024)
Scope	Scope includes the installation of Security Cameras at 26 DeKalb County Fire Station locations.
District	01, 02, 03, 04, 05
Super District	06, 07
Vendor	Carahsoft Technology Corp

Summary

Category 2A provides funding to construct new fire stations and related capital equipment.

Cost Status

Phase	Budget Authorized			Actual Budget Expended			Remaining Budget Authorized		
	SPLOST	Other	Total	SPLOST	Other	Total	SPLOST	Other	Total
Construction Costs	\$681,597		\$681,597				\$681,597		\$681,597
Total:	\$681,597	\$0	\$681,597	\$0	\$0	\$0	\$681,597	\$0	\$681,597

Schedule

Activity Name	Baseline Start	Forecast/ Actual Start	Variance	Baseline Finish	Forecast/ Actual Finish	Variance
Construction		01-Dec-2024			30-Jan-2026	
	2024			2025		2026
Construction						

Schedule Milestones

Approve PIP	30-Sep-2024
BOC Approval Funding (Carahsoft Technology Corp) (2024-1230)	22-Oct-2024
Start Construction - Security Camera Installations at DeKalb County Fire Stations	01-Dec-2024
Construction Complete - Security Camera Installations at DeKalb County Fire Stations	30-Jan-2026

PROJECT: 2G.2 BOBBY BURGESS EVIDENCE STORAGE FACILITY

Program	SPLOST I (2018-2024)
Scope	The scope of this project includes design services, construction and evidence storage equipment related to the conversion of the old DeKalb Animal Control facility located at 845 Camp Circle to a dedicated standalone evidence storage facility.
Address	845 Camp Rd, Decatur, GA 30032
District	05
Super District	07
Design	Pond & Company



Summary

Category 2G provides for the repair or replacement of the Bobby Burgess Building.

Cost Status

Phase	Budget Authorized			Actual Budget Expended			Remaining Budget Authorized		
	SPLOST	Other	Total	SPLOST	Other	Total	SPLOST	Other	Total
AE\Design	\$1,305,929		\$1,305,929	\$216,032		\$216,032	\$1,089,897		\$1,089,897
Construction Costs	\$792,320		\$792,320	\$291,259		\$291,259	\$501,061		\$501,061
Total:	\$2,098,249	\$0	\$2,098,249	\$507,291	\$0	\$507,291	\$1,590,958	\$0	\$1,590,958

Schedule

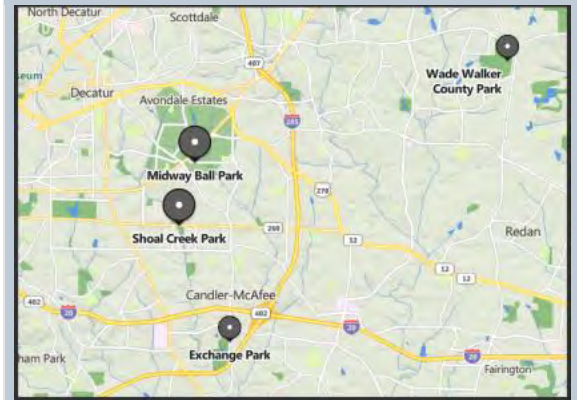
Activity Name	Baseline Start	Forecast/ Actual Start	Variance	Baseline Finish	Forecast/ Actual Finish	Variance
AE\Design		04-Apr-2022			03-Jun-2025	
	2022	2023		2024	2025	
AE\Design						

Schedule Milestones

Approve PIP - Bobby Burgess Evidence Storage Facility	30-Sep-2021
PO Received - Design (Pond)	23-Mar-2022
BOC Approve CO #7 SoCo Demolition Funding Increase (2023-0642)	27-Jun-2023
BOC Approve CO #1 WSP/Wood Environmental Design (2023-1205)	08-Nov-2023

PROJECT: 3A.12 ATHLETIC FIELD RENOVATIONS AT EXCHANGE, WADE WALKER, MIDWAY AND SHOAL CREEK PARKS

Program	SPLOST I (2018-2024)
Scope	Scope includes the conversion of fields to synthetic turf systems and all ancillary services needed consisting of site work, clearing and demolition, erosion control, grading, landscaping, irrigation, fencing, markings and testing at Exchange, Wade Walker, Midway and Shoal Creek Parks.
District	03, 04
Super District	07
Construction	Advanced Sports Group, LLC



Summary

Category 3A provides for improvements at DeKalb County Athletic Fields.

Cost Status

Phase	Budget Authorized			Actual Budget Expended			Remaining Budget Authorized		
	SPLOST	Other	Total	SPLOST	Other	Total	SPLOST	Other	Total
Construction Costs	\$6,719,586		\$6,719,586	\$5,872,980		\$5,872,980	\$846,606		\$846,606
Total:	\$6,719,586	\$0	\$6,719,586	\$5,872,980	\$0	\$5,872,980	\$846,606	\$0	\$846,606

Schedule

Activity Name	Baseline Start	Forecast/ Actual Start	Variance	Baseline Finish	Forecast/ Actual Finish	Variance
Construction		01-Feb-2023			11-Apr-2025	
	2023			2024		2025
Construction						

Schedule Milestones

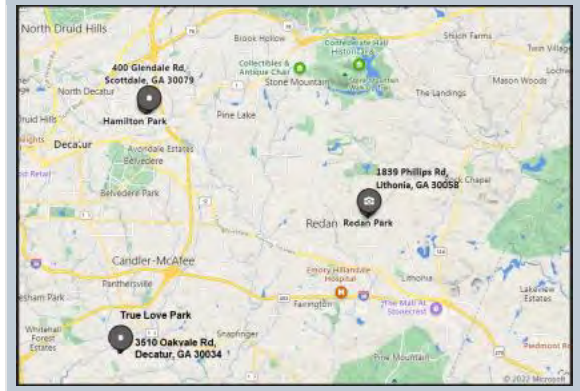
Approve PIP for CO to 3A.11	01-Sep-2021
BOC Approval CO#1 Cooperative Agreement Contract with Advance Sports Group	26-Oct-2021
BOC Approval CO#4 Cooperative Agreement Contract with Advanced Sports Group	26-Jul-2022
Start Construction - Exchange Park Athletic Field Renovations	01-Feb-2023
NTP/Start Construction	01-Feb-2023
Start Construction - Midway Park Athletic Field Renovations	01-May-2023
Start Construction - Wade Walker Park Athletic Field Renovations	19-May-2023
Construction Complete - Exchange Park Athletic Field Renovations	31-Aug-2023
Construction Complete - Wade Walker Park Athletic Field Renovations	15-May-2024
Construction Complete - Midway Park Athletic Field Renovations	15-May-2024
Start Construction - Shoal Creek 1 Park Athletic Field Renovations	09-Sep-2024
Construction Complete - Shoal Creek 1 Park Athletic Field Renovations	12-Mar-2025
Substantial Completion	11-Apr-2025

Sub Projects

Name	District(s) / Super	Status	Comments
Exchange Park Athletic Field Renovations	03 / 07	Construction Complete	Completed August 2023.
Wade Walker Park Athletic Field Renovations	04 / 07	Construction Complete	Completed May 2024.
Midway Park Athletic Field Renovations	03 / 07	Construction Complete	Completed May 2024.
Shoal Creek 1 Park Athletic Field Renovations	03 / 07	In Progress	

PROJECT: 3A.15 ATHLETIC FIELD RENOVATIONS AT HAMILTON, REDAN, AND TRUELOVE PARKS

Program	SPLOST I (2018-2024)
Scope	Scope consists of the construction and renovation of athletic fields at Redan Park, Hamilton Park and Truelove Park, including the demolition of existing fields, new irrigation systems, new fencing, sod, synthetic turf and ballfield amenities and other items as required.
Address	1839 Phillips Road, Lithonia, GA 30058 400 Glendale Road, Scottdale, GA 30079 3510 Oakvale Rd, Decatur, GA 30034
District	04, 05
Super District	06, 07
Construction	Deluxe Athletics, LLC



Summary

Category 3A provides for improvements at DeKalb County Athletic Fields.

Cost Status

Phase	Budget Authorized			Actual Budget Expended			Remaining Budget Authorized		
	SPLOST	Other	Total	SPLOST	Other	Total	SPLOST	Other	Total
Construction Costs	\$1,435,064		\$1,435,064	\$552,960		\$552,960	\$882,103		\$882,103
Total:	\$1,435,064	\$0	\$1,435,064	\$552,960	\$0	\$552,960	\$882,103	\$0	\$882,103

Schedule

Activity Name	Baseline Start	Forecast/ Actual Start	Variance	Baseline Finish	Forecast/ Actual Finish	Variance
Construction		09-Aug-2023			18-Jun-2025	
	2023			2024		
Construction						

Schedule Milestones

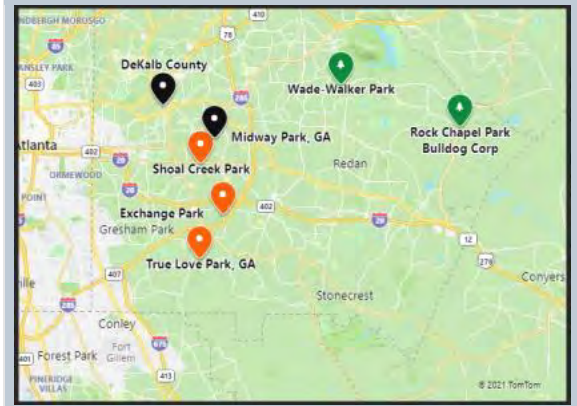
Approve PIP	27-Jul-2022
BOC Approval Athletic Field Renovations at Hamilton and Redan Parks (DeLuxe) (2023-0059)	27-Jun-2023
NTP/Start Construction	09-Aug-2023
Start Construction - Athletic Field Renovations at Redan Park	01-Sep-2023
Construction Complete - Athletic Field Renovations at Redan Park	31-Jan-2024
BOC Approval CO#1 at Hamilton, Redan, and Truelove Parks (2024-0419)	23-Apr-2024
Start Construction - Athletic Field Renovations at Truelove Park	11-Nov-2024
Start Construction - Athletic Field Renovations at Hamilton Park	16-Dec-2024
Construction Complete - Athletic Field Renovations at Truelove Park	14-May-2025
Substantial Completion	14-May-2025
Construction Complete - Athletic Field Renovations at Hamilton Park	18-Jun-2025

Sub Projects

Name	District(s) / Super	Status	Comments
3A.15.1 - Athletic Field Renovations at Hamilton Park	04 / 06	In Progress	
3A.15.2 - Athletic Field Renovations at Redan Park	05 / 07	Construction Complete	
3A.15.3 - Athletic Field Renovations at Truelove Park	03 / 06	In Progress	

PROJECT: 3B.3 ATHLETIC AND RECREATION FACILITIES MODERNIZATIONS AND UPGRADES

Program	SPLOST I (2018-2024)
Scope	SPLOST funds will be utilized for modernizations and upgrades to concession buildings, pavilions, recreation center and field houses within the DeKalb Park System.
District	03, 04, 05
Super District	06, 07
Construction	Autaco; Southeastern Surfaces & Equipment; Kissberg/Parker Fry; Complete Demolition; Romtec



Summary

Category 3B provides for the renovation of Athletic and Recreation facilities in DeKalb County.

Cost Status

Phase	Budget Authorized			Actual Budget Expended			Remaining Budget Authorized		
	SPLOST	Other	Total	SPLOST	Other	Total	SPLOST	Other	Total
Construction Costs	\$4,662,355	\$285,000	\$4,947,355	\$1,362,245		\$1,362,245	\$3,300,109	\$285,000	\$3,585,109
Total:	\$4,662,355	\$285,000	\$4,947,355	\$1,362,245	\$0	\$1,362,245	\$3,300,109	\$285,000	\$3,585,109

Schedule

Activity Name	Baseline Start	Forecast/ Actual Start	Variance	Baseline Finish	Forecast/ Actual Finish	Variance
Procurement		09-Feb-2021			02-Dec-2024	
Construction		05-Apr-2021			14-Dec-2025	

	2021	2022	2023	2024	2025
Procurement					
Construction					

Schedule Milestones

Notice to Proceed	29-Mar-2021
Start Construction - Gresham Park Concession Building (Autaco)	05-Apr-2021
Start Construction - Exchange Facility Improvements (Autaco) (Front Roof Drain Assessment)	12-Apr-2021
Approve PIP (Exchange Park Center Gymnasium Floor Improvements)	26-May-2021
Substantial Completion - Gresham Park Concession Building	30-Jun-2021
Substantial Completion - Exchange Facility Improvements (Front Roof Drain Assessment)	23-Jul-2021
BOC Approve Construction Contractor and Funding (2021-2574)(Exchange Park Center Gymnasium Floor Improvements)	27-Jul-2021
Start Construction - Exchange Park Center Gymnasium Floor Improvements	08-Nov-2021
Substantial Completion - Exchange Park Center Gymnasium Floor Improvements	10-Dec-2021
BOC Approval of Annual On-Call Renewal (2 of 2) - Athletic & Recreation Facilities Modernizations & Upgrades (2022-1594)	28-Jun-2022
BOC Approval Midway Park Football Press Box Storage/Scorekeeper Booth Funding (2022-1751) (Romtec, Inc.)	26-Jul-2022
BOC Approval Exchange Park Pavilion Restrooms Three Buildings Installation (2022-1751) (Romtec, Inc.)	26-Jul-2022
Start Construction - Midway Park Concession	21-Sep-2022
BOC Approval On-Call Roof Repairs (2022-2132)	25-Oct-2022
Substantial Completion - Midway Park Concession	17-Feb-2023

BOC Approval Funds Floor Repair (2023-1617)	12-Mar-2024
BOC Approval Gresham Park Football Field House Modernizations and Upgrades (2024-0225)	09-Apr-2024
BOC Approval CO #7 Multi-Year Construction Contractors Funding Increase (2024-0912)	27-Aug-2024
BOC Approval CO #3 Funding Increase (2024-1000)	08-Oct-2024
BOC Approval CO #3 Funding Increase (2024-1000)	08-Oct-2024
Start Construction - Gresham Park Football Field House Modernizations and Upgrades	01-Dec-2024
Start Construction - Midway Park Football Press Box	07-Dec-2024
Start Construction - Wade Walker Park Football Fieldhouse	17-Dec-2024
Start Construction - Redan Park Modernizations and Upgrades	17-Dec-2024
Start Construction - Exchange Park Pavilion Restrooms	03-Feb-2025
Substantial Completion - Exchange Park Pavilion Restrooms	03-Feb-2025
Start Construction - Exchange Park Baseball Pavilion	13-Feb-2025
Start Construction - Shoal Creek I Park Concession	13-Feb-2025
Start Construction - Shoal Creek II Park Shelter Replacement	13-Feb-2025
Start Construction - Rock Chapel Park Concession	13-Feb-2025
Start Construction - Wade Walker Park Baseball Concession	13-Feb-2025
Start Construction - Wade Walker Park Soccer Concession	13-Feb-2025
Start Construction - Truelove Park Concession	07-Mar-2025
Start Construction - Lithonia Park Bathhouse Modernizations and Upgrades	07-Mar-2025
Substantial Completion - Gresham Park Football Field House Modernizations and Upgrades	29-May-2025
Substantial Completion - Wade Walker Park Football Fieldhouse	16-Aug-2025
Substantial Completion - Redan Park Modernizations and Upgrades	16-Aug-2025
Substantial Completion - Exchange Park Baseball Pavilion	13-Oct-2025
Substantial Completion - Shoal Creek II Park Shelter Replacement	13-Oct-2025
Substantial Completion - Shoal Creek I Park Concession	13-Oct-2025
Substantial Completion - Wade Walker Park Soccer Concession	13-Oct-2025
Substantial Completion - Wade Walker Park Baseball Concession	13-Oct-2025
Substantial Completion - Rock Chapel Park Concession	13-Oct-2025
Substantial Completion - Truelove Park Concession	04-Nov-2025
Substantial Completion - Lithonia Park Bathhouse Modernizations and Upgrades	04-Nov-2025
Substantial Completion - Midway Park Football Press Box	14-Dec-2025

Sub Projects		
Name	District(s) / Super	Status
3B.3.1 Wade Walker Park Football Fieldhouse Modernizations and Upgrades	04 / 07	Not Started
3B.3.2 Wade Walker Park Baseball Concession Modernizations and Upgrades	04 / 07	Not Started
3B.3.3 Wade Walker Park Soccer Concession Modernizations and Upgrades	04 / 07	Not Started
3B.3.4 Rock Chapel Park Concession Modernizations and Upgrades	05 / 07	Not Started
3B.3.5 Shoal Creek I Park Concession Modernizations and Upgrades	03 / 07	Not Started
3B.3.6 Shoal Creek II Park Shelter Replacement	03 / 07	Not Started
3B.3.7 Truelove Park Concession Modernizations and Upgrades	03 / 06	Not Started
3B.3.8 Midway Park Concession Modernizations and Upgrades	03 / 07	Construction Complete
3B.3.9 Midway Park Football Press Box Modernizations and Upgrades	03 / 07	Not Started
3B.3.10 Exchange Park Pavilion Restroom Modernizations and Upgrades	03 / 07	Not Started
3B.3.11 Exchange Park Baseball Pavilion Modernizations and Upgrades	03 / 07	Not Started
3B.3.12 Exchange Facility Drainage Improvements	03 / 07	Construction Complete
3B.3.13 Gresham Park Concession Building Modernizations and Upgrades	03 / 06	Construction Complete
3B.3.14 Exchange Park Center Gymnasium Floor Improvements	03 / 07	Construction Complete
3B.3.15 Redan Park Improvements	05 / 07	Not Started
3B.3.16 Lithonia Park Bathhouse Modernizations and Upgrades	05 / 07	Not Started
3B.3.17 Gresham Park Football Field House Modernizations and Upgrades	03 / 06	Not Started
3B.3.99 Athletic and Recreation Facilities Unallocated	01, 02, 03, 04, 05 / 06, 07	Not Started

Category 3B provides for the renovation of Athletic and Recreation facilities in DeKalb County.

Phase	Budget Authorized			Actual Budget Expended			Remaining Budget Authorized		
	SPLOST	Other	Total	SPLOST	Other	Total	SPLOST	Other	Total
PE\Design	\$21,500		\$21,500	\$21,500		\$21,500	\$0		\$0
Construction Costs	\$1,203,500		\$1,203,500	\$898,053		\$898,053	\$305,447		\$305,447
Total:	\$1,225,000	\$0	\$1,225,000	\$919,553	\$0	\$919,553	\$305,447	\$0	\$305,447

Activity Name	Baseline Start	Forecast/ Actual Start	Variance	Baseline Finish	Forecast/ Actual Finish	Variance
Construction		01-Jun-2022			14-Dec-2025	

Schedule Milestones	
---------------------	--

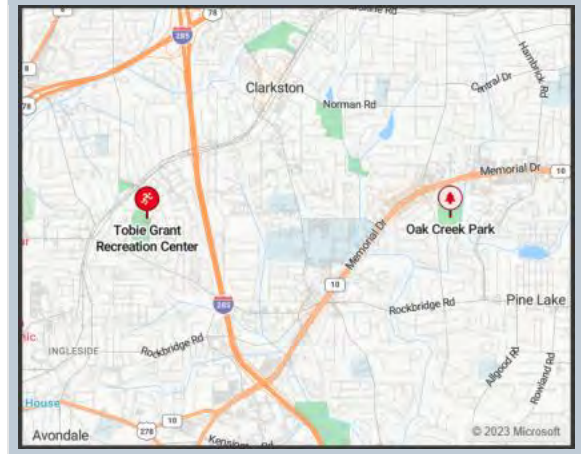
Approve PIP Construction	05-Oct-2021
BOC Approve Purchase, Installation, and Maintenance (2021-3150)	21-Dec-2021
NTP/Start Construction	01-Jun-2022
Start Construction - Glen Emerald Park	01-Jun-2022
Start Construction - Exchange Park Entrance	13-Jun-2022
BOC Approval of Annual On-Call Renewal (2 of 2) - Pavilions, Shelters and Shade Structures Improvements 2022-1594)	28-Jul-2022
Start Construction - Shoal Creek II Park	10-Oct-2022
Start Construction - Washington Park	01-Dec-2022
Construction Complete - Washington Park	06-Jan-2023
Construction Complete - Glen Emerald Park	06-Jan-2023
Construction Complete - Shoal Creek II Park	06-Jan-2023
Start Construction - County Line Park	30-May-2023
Start Construction - Emory Grove Park	01-Nov-2023
Construction Complete - Emory Grove Park	30-Nov-2023
Construction Complete - County Line Park	26-Apr-2024
Start Construction - Emmie Smith Park	19-Feb-2025
Construction Complete - Exchange Park Entrance	02-Apr-2025

Start Construction - Stoneview Park	10-Apr-2025
Construction Complete - Emmie Smith Park	09-May-2025
Start Construction - Cedar Park	30-May-2025
Start Construction - Lou Walker Park	30-May-2025
Start Construction - Gresham Park	30-May-2025
Construction Complete - Stoneview Park	28-Jun-2025
Construction Complete - Cedar Park	17-Aug-2025
Construction Complete - Lou Walker Park	17-Aug-2025
Construction Complete - Gresham Park	17-Aug-2025
Construction Complete - Exchange Park at Baseball Fields	14-Dec-2025
Substantial Completion	14-Dec-2025
Start Construction - Exchange Park at Baseball Fields	14-Dec-2025

Sub Projects			
Name	District(s) / Super	Status	Comments
3B.4.1 Exchange Park Entrance Pavilions, Shelters and Shade Structures	03 / 07	In Progress	
3B.4.2 Shoal Creek II Park Pavilions, Shelters and Shade Structures	03 / 07	Construction Complete	
3B.4.3 Glen Emerald Park Pavilions, Shelters and Shade Structures	03 / 06	Construction Complete	
3B.4.4 County Line Park Pavilions, Shelters and Shade Structures	03 / 07	Construction Complete	
3B.4.5 Emory Grove Park Pavilions, Shelters and Shade Structures	02 / 06	Construction Complete	
3B.4.6 Gresham Park Pavilions, Shelters and Shade Structures	03 / 06	Design Phase	
3B.4.7 Exchange Park at Baseball Fields Pavilions, Shelters and Shade Structures	03 / 07	In Progress	
3B.4.8 Emmie Smith Park Pavilions, Shelters and Shade Structures	05 / 07	Design Phase	
3B.4.9 Lou Walker Park Pavilions, Shelters and Shade Structures	03 / 07	Design Phase	
3B.4.10 Cedar Park Pavilions, Shelters and Shade Structures	04 / 06	Design Phase	
3B.4.11 Washington Park Pavilions, Shelters and Shade Structures	04 / 06	Construction Complete	
3B.4.12 Stoneview Park Pavilions, Shelters and Shade Structures	04 / 06	Design Phase	
Athletic and Recreation Facilities Pavilions, Shelters and Shade Structures Improvements Unallocated	02, 03, 04, 05 / 06, 07	Not Started	

PROJECT: 3C.16 A/E SERVICES FOR PARKS, PLAYGROUNDS, AND RECREATIONAL AREAS

Program	SPLOST I (2018-2024)
Scope	This project consists of providing on-call, comprehensive architectural and engineering services including, but not be limited to: architecture, engineering, and landscape architecture, technical specification development, master planning/site planning, site surveying, historic preservation, civil engineering, structural engineering, electrical engineering, mechanical engineering, plumbing, electrical and HVAC, irrigation design, cost estimating and construction administration.
Design	Pond & Company; Lose Design; Foresite Group; Wood Environment & Infrastructure Solutions



Summary

Category 3C provides for improvements at DeKalb County parks, playgrounds, and recreational areas.

Cost Status

Phase	Budget Authorized			Actual Budget Expended			Remaining Budget Authorized		
	SPLOST	Other	Total	SPLOST	Other	Total	SPLOST	Other	Total
AE\Design	\$61,921		\$61,921	\$52,401		\$52,401	\$9,520		\$9,520
Future/Undistributed	\$132,445		\$132,445				\$132,445		\$132,445
Total:	\$194,366	\$0	\$194,366	\$52,401	\$0	\$52,401	\$141,966	\$0	\$141,966

Schedule

Activity Name	Baseline Start	Forecast/ Actual Start	Variance	Baseline Finish	Forecast/ Actual Finish	Variance
AE\Design		11-May-2022			31-Dec-2025	
	2022	2023		2024	2025	
AE\Design						

Schedule Milestones

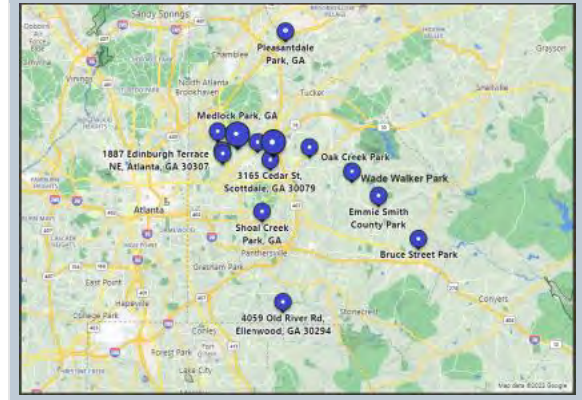
Approve PIP	19-Jan-2019
BOC Approval Annual On-Call A/E Contracts (1 of 3) (2019-3932) (Pond, Lose Design, Foresite, Wood)	27-Aug-2019
BOC Approval Annual On-Call A/E Contract Renewal (2 of 3) (2020-0684) (Pond, Lose Design, Foresite, Wood)	11-Aug-2020
BOC Approval Annual On-Call A/E Contract Renewal (3 of 3) (2021-2758) (Pond, Lose Design, Foresite, Wood)	10-Aug-2021
Start Design - A/E Services	11-May-2022
Start Design - Oak Creek Park Playground and Pavilion	11-May-2022
Start - Tobie Grant Park Master Plan	25-Feb-2023
BOC Approval Annual On-Call A/E Contracts (2024-0267) (2024 RFP 23-500654)	13-Aug-2024
Design Complete - Oak Creek Park Playground and Pavilion	01-Jan-2025
Substantial Completion - Tobie Grant Park Master Plan	28-Feb-2025
Design Complete - A/E Services	31-Dec-2025

Sub Projects

Name	District(s) / Super	Status	Comments
3C.16.1 Oak Creek Park Playground and Pavilion	04 / 06	Design Phase	
3C.16.2 Tobie Grant Park Master Plan	04 / 06	Design Phase	
Parks Playgrounds and Recreational Areas Unallocated		Not Started	

PROJECT: 3C.18 PARKS, PLAYGROUNDS AND RECREATIONAL AREAS (14 PARKS)

Program	SPLOST I (2018-2024)
Scope	Scope includes improvements to Parks, Playgrounds and Recreational areas at various parks in DeKalb County. This work includes upgrades to recreational area, playground equipment and site work and pavilion and shade structures.
Address	See subproject details
District	01, 02, 03, 04, 05
Super District	06, 07
Vendor	Kompan, Inc. Playpower, Inc. PlaySouth Playground Creators Hasley Recreation Autaco



Summary

Category 3C provides improvements to existing parks, playgrounds, and recreational areas, as well as establishing new parks.

Cost Status

Phase	Budget Authorized			Actual Budget Expended			Remaining Budget Authorized		
	SPLOST	Other	Total	SPLOST	Other	Total	SPLOST	Other	Total
Construction Costs	\$3,353,460		\$3,353,460	\$3,007,752		\$3,007,752	\$345,708		\$345,708
Total:	\$3,353,460	\$0	\$3,353,460	\$3,007,752	\$0	\$3,007,752	\$345,708	\$0	\$345,708

Schedule

Activity Name	Baseline Start	Forecast/ Actual Start	Variance	Baseline Finish	Forecast/ Actual Finish	Variance
Construction		15-Nov-2022			03-Jan-2026	
	2022	2023	2024	2025	2026	
Construction						

Schedule Milestones

Approve PIP	16-Mar-2022
BOC Approval for Cooperative Agreement (2022-1502) (Kompan Inc.)	10-May-2022
PO Received - Princeton Park Playground (Kompan)	28-Jun-2022
BOC Approval for Cooperative Agreement (2022-1625) (PlayPower)	28-Jun-2022
BOC Approval for Cooperative Agreement (2022-1887) (BCI Burke Company)	13-Sep-2022
PO Received - Washington Park Playground (PlaySouth Playground Creators)	24-Oct-2022
PO Received - Medlock Park Playground (PlaySouth Playground Creators)	24-Oct-2022
PO Received - Bruce Street Park Playground (PlaySouth Playground Creators)	24-Oct-2022
Start Construction - Princeton Park Playground	15-Nov-2022
NTP/Start Construction	15-Nov-2022
Start Construction - Medlock Park Playground	09-Jan-2023
Substantial Completion - Medlock Park Playground	31-Jan-2023
Start Construction - Bruce Street Park Playground	20-Feb-2023
Start Construction - Washington Park Playground	01-Mar-2023
Substantial Completion - Bruce Street Park Playground	10-Mar-2023
New Start Construction - Medlock Park Playground	28-Apr-2023
BOC Approval CO #1 (2023-0349)	09-May-2023
New Substantial Completion - Medlock Park Playground	12-May-2023

Start Construction - Emmie Smith Park Playground	17-May-2023
Start Construction - WD Thomson Park Playground	22-May-2023
Start Construction - Shoal Creek 3 Park Playground	15-Jun-2023
Substantial Completion - Washington Park Playground	30-Jun-2023
Substantial Completion - Princeton Park Playground	30-Jun-2023
Substantial Completion - WD Thomson Park Playground	28-Jul-2023
Substantial Completion - Emmie Smith Park Playground	28-Jul-2023
Substantial Completion - Shoal Creek 3 Park Playground	01-Sep-2023
Start Construction - Shoal Creek 2 Park Playground	11-Sep-2023
Start Construction - Oak Creek Park Playground	16-Oct-2023
BOC Approval Wade Walker Park Construction (2024-0121) (PlayPower)	09-Apr-2024
BOC Approval for Cooperative Agreement (2024-0491) (Kompan Inc.)	23-Apr-2024
BOC Approval for Cooperative Agreement (2024-0491) (Kompan Inc.)	23-Apr-2024
Substantial Completion - Oak Creek Park Playground	28-May-2024
Substantial Completion - Shoal Creek 2 Park Playground	21-Jun-2024
Start Construction - Emory Grove Park Playground	16-Sep-2024
Substantial Completion - Emory Grove Park Playground	15-Nov-2024
PO Received - Emmie Smith Park Playground (PlayPower, Inc.)	02-Dec-2024
PO Received - WD Thomson Park Playground (PlayPower, Inc.)	02-Dec-2024
Start Construction - Wade Walker Park Playground	09-Dec-2024
BOC Approval for Cooperative Agreement (2024-1250) (PlayPower)	10-Dec-2024
Substantial Completion - Wade Walker Park Playground	05-Jan-2025
Start Construction - Cedar Park Playground	06-Jan-2025
Substantial Completion - Cedar Park Playground	05-Apr-2025
Start Construction - Tobie Grant Park Playground	02-Jun-2025
Start Construction - County Line Park Playground	02-Jun-2025
Substantial Completion - County Line Park Playground	30-Aug-2025
Substantial Completion - Tobie Grant Park Playground	30-Aug-2025
Start Construction - Pleasantdale Park Playground	06-Oct-2025
Substantial Completion - Pleasantdale Park Playground	03-Jan-2026
Substantial Completion	03-Jan-2026

Sub Projects			
Name	District(s) / Super	Status	Comments
3C.18.1 Shoal Creek 3 Park Playground	03 / 07	Construction Complete	Completed 16-Oct-2023
3C.18.2 Pleasantdale Park Playground	01 / 07	Not Started	
3C.18.3 Oak Creek Park Playground	04 / 06	Construction Complete	Completed 28-May-2024
3C.18.4 Emmie Smith Park Playground	05 / 07	Construction Complete	Completed 28-Jul-2023
3C.18.5 Emory Grove Park Playground	02 / 06	Construction Complete	Completed 15-November-2024
3C.18.6 Princeton Park Playground	04 / 07	Construction Complete	Completed 30-Jun-2023
3C.18.7 Cedar Park Playground	04 / 06	Purchasing	
3C.18.8 Medlock Park Playground	02 / 06	Construction Complete	Completed 12-May-2023
3C.18.9 Washington Park Playground	04 / 06	Construction Complete	Completed 30-Jun-2023
3C.18.10 Bruce Street Park Playground	05 / 07	Construction Complete	Completed 10-Mar-2023
3C.18.11 County Line Park Playground	03 / 07	Purchasing	
3C.18.12 Shoal Creek 2 Park Playground	03 / 07	Construction Complete	Completed 21-Jun-2024
3C.18.13 WD Thomson Park Playground	02 / 06	Construction Complete	Completed 28-Jul-2023
3C.18.14 Tobie Grant Park Playground	04 / 06	Not Started	
3C.18.15 Wade Walker Park Playground	04 / 07	Purchasing	

PROJECT: 3D.2 NH SCOTT PARK POOL RENOVATIONS AND UPGRADES

Program	SPLOST I (2018-2024)
Scope	Renovations and upgrades to the pool facilities at the NH Scott Park. The scope of work for the buildings includes the design, purchase and installation of pool & aquatic buildings, shower houses and multi-purpose buildings. The scope of work for the pool includes the replacement/reconstruction of the existing pool. A \$2.2M State of Georgia Improving Neighborhood Outcomes in Disproportionally Impacted Communities Grant was awarded to the project in 2023.
Address	2230 Tilson Rd, Decatur GA 30032
District	03
Super District	06
Construction	Romtec, Inc.



Summary

Category 3D provides for various improvements at Pools and Aquatic Centers throughout DeKalb County.

Cost Status

Phase	Budget Authorized			Actual Budget Expended			Remaining Budget Authorized		
	SPLOST	Other	Total	SPLOST	Other	Total	SPLOST	Other	Total
Construction Costs	\$3,735,000		\$3,735,000	\$305,904		\$305,904	\$3,429,096		\$3,429,096
Total:	\$3,735,000	\$0	\$3,735,000	\$305,904	\$0	\$305,904	\$3,429,096	\$0	\$3,429,096

Schedule

Activity Name	Baseline Start	Forecast/ Actual Start	Variance	Baseline Finish	Forecast/ Actual Finish	Variance
PE\Design		31-Jan-2022			31-Aug-2022	
Construction		11-May-2022			24-May-2026	

	2022	2023	2024	2025	2026
PE\Design	<div style="width: 100%; height: 10px; background-color: blue;"></div>				
Construction		<div style="width: 100%; height: 10px; background-color: red;"></div>			

Schedule Milestones

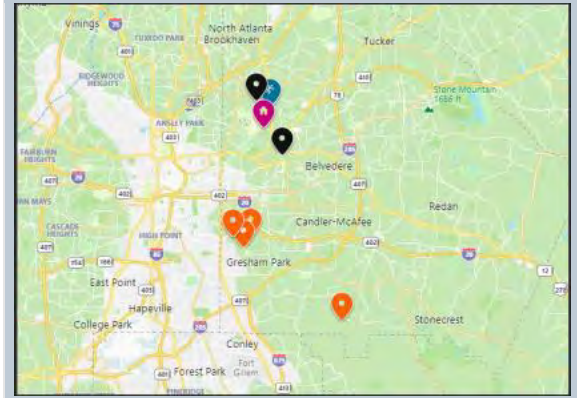
Approve PIP (Design and Construction)	01-Sep-2021
BOC Approve NH Scott Pool - Buildings Contract (2022-1126) (Romtec Inc.)	08-Mar-2022
NTP/Start Construction - NH Scott Pool Renovations and Upgrades - Buildings	11-May-2022
BOC Approve Change Order #5 Multi-Year General Contractor Services (2023-0060)	28-Feb-2023
BOC Approval - Georgia \$2.2M Grant Funding Approval (2023-0668)	13-Jun-2023
Invitation to Bid - NH Scott Pool	27-Nov-2023
Invitation to Bid #2 - NH Scott Pool	25-Mar-2024
Bid Opening #2 - NH Scott Pool	25-Apr-2024
NTP/Start Construction - NH Scott Pool Renovations and Upgrades - Pool	15-Nov-2024
Revised Prebid Meeting - NH Scott Pool	01-Dec-2024
Substantial Completion - NH Scott Pool Renovations and Upgrades - Pool	13-Aug-2025
Substantial Completion - NH Scott Pool Renovations and Upgrades - Buildings	24-May-2026

Sub Projects

Name	District(s) / Super	Status	Comments
NH Scott Pool Renovations and Upgrades - Buildings	03 / 06	In Construction	
NH Scott Pool Renovations and Upgrades - Pool	03 / 06	Design Phase	

PROJECT: 3G TENNIS COURT AND BASKETBALL COURT RESURFACING

Program	SPLOST I (2018-2024)
Scope	Tennis and Basketball Courts Repair and Replacement for various parks identified by Parks and Recreation Department. Total Referendum budget for this category is \$2.15 million.
District	02, 03, 04
Super District	06, 07
Construction	McGrath Industries dba Talbot Tennis, Inc., Signature Tennis Courts, Inc.



Summary

Category 3G provides resurfacing of various athletic courts throughout DeKalb County.

Cost Status

Phase	Budget Authorized			Actual Budget Expended			Remaining Budget Authorized		
	SPLOST	Other	Total	SPLOST	Other	Total	SPLOST	Other	Total
Construction Costs	\$2,181,538		\$2,181,538	\$1,271,419		\$1,271,419	\$910,119		\$910,119
Total:	\$2,181,538	\$0	\$2,181,538	\$1,271,419	\$0	\$1,271,419	\$910,119	\$0	\$910,119

Schedule

Activity Name	Baseline Start	Forecast/ Actual Start	Variance	Baseline Finish	Forecast/ Actual Finish	Variance
Procurement	20-Aug-2020	20-Aug-2020		10-Jun-2021	10-Jun-2021	
Construction	11-Jun-2021	11-Jun-2021		12-Jun-2025	12-Jun-2025	

* Note: The construction completion baseline date was updated due to new contract being authorized by the BOC to complete the work.

	2020	2021	2022	2023	2024	2025
Procurement						
Construction						

Schedule Milestones

Approve PIP	19-Aug-2020
Invitation to Bid	02-Nov-2020
Bid Opening	13-Jan-2021
BOC Approval/ Contract Award (2021-2140 and 2021-2141)	13-Apr-2021
NTP Basketball Courts Resurfacing	11-Jun-2021
NTP Tennis Courts Resurfacing	11-Jun-2021
BOC Approval CO #1 McGrath (Add Funding/ Extend Contract/ Add Two New Projects) (2021-3017)	14-Sep-2021
BOC Approve CO#1 Contract Term Extension (2021-3151)	09-Nov-2021
Substantial Completion - Basketball Courts Resurfacing	15-Jun-2022
BOC Approval Cooperative Agreement (Signature Tennis) (2023-0157)	28-Feb-2023
NTP Tennis Courts Resurfacing, Midway, Emory Grove, WD Thomson Parks	24-Apr-2023
Substantial Completion - Tennis Courts Resurfacing	29-Mar-2024
BOC Approval CO #1 Signature Tennis (Add Funding/ Extend Contract/ Add Three New Projects) (2024-0952)	10-Sep-2024
Start Construction #2	01-Dec-2024
Substantial Completion #2	12-Jun-2025

Sub Projects

Name	District(s) / Super	Status	Comments
Tennis Court Resurfacing	02, 03 / 06, 07	In Progress	
Midway Park Tennis Court Resurfacing	03 / 07	Construction Complete	
Wade Walker Park Tennis Court Resurfacing	04 / 07	Construction Complete	
Shoal Creek 2 Park Tennis Court Resurfacing	03 / 07	Construction Complete	
NH Scott Tennis Court Resurfacing	03 / 06	Not Started	
Glen Emerald Park Tennis Court Resurfacing	03 / 06	Construction Complete	
Bouldercrest Park Tennis Court Resurfacing	03 / 06	Construction Complete	
Emory Grove Park Tennis Court Resurfacing	02 / 06	Construction Complete	
DeKalb Tennis at Mason Mill Park Tennis Court Resurfacing	02 / 06	Construction Complete	
Dottie Bridges Tennis Center Tennis Court Resurfacing	03 / 07	Construction Complete	
WD Thomson Park Tennis Court Resurfacing	02 / 06	Construction Complete	
DeKalb Memorial Park Tennis Court Resurfacing	03 / 06	Construction Complete	
Basketball Court Resurfacing	03 / 06, 07	Construction Complete	
Shoal Creek 2 Park Basketball Court Resurfacing	03 / 07	Construction Complete	
Glen Emerald Park Basketball Court Resurfacing	03 / 06	Construction Complete	
Bouldercrest Park Basketball Court Resurfacing	03 / 06	Construction Complete	
Shoal Creek 1 Park Basketball Court Resurfacing	03 / 07	Construction Complete	



Wade Walker Park Tennis Courts



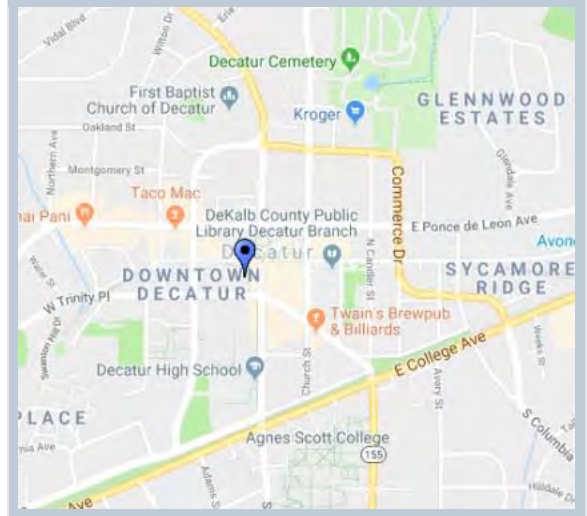
Shoal Creek Park Basketball Courts



Bouldercrest Park Tennis Courts

PROJECT: 3I.1 REPAIRS TO COURTHOUSE PARKING DECK

Program	SPLOST I (2018-2024)
Scope	This project will provide repairs and improvements at the courthouse parking deck as recommended by Khafra Engineering assessment draft report, dated April 2018. An updated assessment and cost estimate was submitted on May 28, 2021.
Address	556 N McDonough St Decatur, GA 30030
District	02
Super District	06
Design	Matrix Engineering Group, Inc.
Construction	Restocon Corporation
Vendor	Kone, Inc



Summary

Category 3I consists of various projects throughout the Dekalb County Courthouse Administration Complex.

Cost Status

Phase	Budget Authorized			Actual Budget Expended			Remaining Budget Authorized		
	SPLOST	Other	Total	SPLOST	Other	Total	SPLOST	Other	Total
PE\Design	\$598,425		\$598,425	\$430,955		\$430,955	\$167,470		\$167,470
Construction Costs	\$11,153,573		\$11,153,573	\$5,319,409		\$5,319,409	\$5,834,165		\$5,834,165
Total:	\$11,751,998	\$0	\$11,751,998	\$5,750,364	\$0	\$5,750,364	\$6,001,634	\$0	\$6,001,634

Schedule

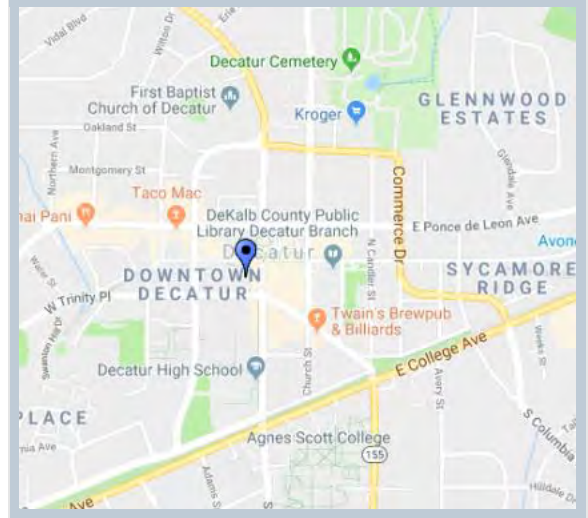
Activity Name	Baseline Start	Forecast/ Actual Start	Variance	Baseline Finish	Forecast/ Actual Finish	Variance
PE\Design		21-Apr-2021			20-Sep-2022	
Construction		04-Mar-2024			14-Jul-2025	
	2021	2022	2023	2024	2025	
PE\Design						
Construction						

Schedule Milestones

Approve PIP - Facility Conditions Assessment Report	14-Nov-2019
Submit Signed and Sealed 2021 Facility Conditions Assessment Report	07-Sep-2021
BOC Approval CO No. 1 - Soils & Materials Testing, Surveying Services and Structural Analysis (2022-1134) (Matrix)	22-Feb-2022
BOC Approval Funding - Repairs to Courthouse Parking Deck (2022-2012)	23-Aug-2022
BOC Approval CO #7 Contract Term Extension (Kone) (2022-2245)	25-Oct-2022
Invitation to Bid/ Construction	28-Nov-2022
BOC Approval CO #2 (BOC CO #8) Funding Increase (Kone) (2022-2512)	13-Dec-2022
Bid Opening	12-Jan-2023
BOC Approval/Contract Award (2023-0293) (Restocon Corp.)	23-May-2023
Start Construction	04-Mar-2024
BOC Approval Matrix CO #2 Funding for Construction Phase Services (2024-0266) (Matrix)	26-Mar-2024
BOC Approval CO#1 Funding and Time Extension (Restocon Corp) (2024-0487)	24-Sep-2024
BOC Approval CO#1 (BOC CO #3) for Funding Increase (2024-1386) (Matrix)	10-Dec-2024
Substantial Completion	14-Jul-2025

PROJECT: 3I.5.4 DEKALB COUNTY COURT BUILDING - SECURITY IMPROVEMENTS

Program	SPLOST I (2018-2024)
Scope	Scope includes upgrading camera equipment system, sever, and software with extended warranty; Replacing old X-Ray machines with new units with extended warranty; Installing 12-delay egress exit alarms, exterior lighting at main entrance; Installation of 9 elevator cameras; Gun safes, Parking deck exterior security enclosures and cameras; Restriping of the receiving area; Installing swing arm in the receiving area; and replacement of control room panel at detention.
Address	556 North McDonough Street Decatur, GA 30030
District	02
Super District	06
Vendor	Southeastern Security Professional, LLC; Vapen Systems, Inc.



Summary

Category 3I consists of various projects throughout the Dekalb County Courthouse Administration Complex.

Cost Status

Phase	Budget Authorized			Actual Budget Expended			Remaining Budget Authorized		
	SPLOST	Other	Total	SPLOST	Other	Total	SPLOST	Other	Total
Construction Costs	\$804,944		\$804,944	\$762,003		\$762,003	\$42,941		\$42,941
Total:	\$804,944	\$0	\$804,944	\$762,003	\$0	\$762,003	\$42,941	\$0	\$42,941

Schedule

Activity Name	Baseline Start	Forecast/ Actual Start	Variance	Baseline Finish	Forecast/ Actual Finish	Variance
Construction		20-Jul-2022			31-Aug-2025	
	2022	2023		2024	2025	
Construction						

Schedule Milestones

Approve PIP Construction - Superior Court Building Secure Entrance Improvements	28-Mar-2022
BOC Approval SPLOST Funding - Secure Entrance Improvements (2022-1683)	28-Jun-2022
NTP/Start - Superior Court Building Secure Entrance Improvements	20-Jul-2022
PO Received - Secure Entrance Improvements (Vapen Systems, Inc.)	20-Jul-2022
PO Received - Secure Entrance Improvements (Southeastern Security)	20-Jul-2022
Approve PIP Re-Keying - DeKalb County Court Building	12-Jan-2023
BOC Approval Vendor Award Re-Keying (2023-0363)	09-May-2023
BOC Approval SPLOST Funding - Additional DeKalb County Courthouse Security Upgrades (2023-0703)	27-Jun-2023
Substantial Completion - Superior Court Building Secure Entrance Improvements	31-Aug-2025

PROJECT: 4A GENERAL ADMINISTRATIVE

Program	SPLOST I (2018-2024)
Scope	The scope for this project is to provide general administrative functions, staffing, and resources for execution of the DeKalb County SPLOST Program.
District	01, 02, 03, 04, 05
Super District	06, 07

Summary

This category provides general administrative functions, staffing, and resources for execution of the DeKalb County SPLOST Program beginning in April 2018.

Cost Status

Phase	Budget Authorized			Actual Budget Expended			Remaining Budget Authorized		
	SPLOST	Other	Total	SPLOST	Other	Total	SPLOST	Other	Total
Program Management	\$4,329,985		\$4,329,985	\$4,329,328		\$4,329,328	\$657		\$657
County Operations	\$1,278,339		\$1,278,339	\$594,134		\$594,134	\$684,205		\$684,205
ROW\Property Acquisition	\$261,700		\$261,700				\$261,700		\$261,700
CE&I Costs	\$706,086		\$706,086	\$650,961		\$650,961	\$55,125		\$55,125
Total:	\$6,576,110	\$0	\$6,576,110	\$5,574,423	\$0	\$5,574,423	\$1,001,687	\$0	\$1,001,687

Sub Projects

Name	District(s) / Super	Status	Comments
DeKalb County Administrative Staff	01, 02, 03, 04, 05 / 06, 07	In Progress	DeKalb County Expenses
DeKalb County Operating Supplies	01, 02, 03, 04, 05 / 06, 07	In Progress	DeKalb County Expenses
DeKalb County Administrative Advertising Expenses	01, 02, 03, 04, 05 / 06, 07	In Progress	DeKalb County Expenses
DeKalb County Administrative Advertising Expenses UNALLOCATED	01, 02, 03, 04, 05 / 06, 07	Not Started	Unallocated
DeKalb County Administrative SPLOST Oversight Committee Audio/Video Transcription	01, 02, 03, 04, 05 / 06, 07	In Progress	DeKalb County Expenses
PM Public Safety UNALLOCATED	01, 02, 03, 04, 05 / 06, 07	Not Started	Unallocated
PM Public Safety WA #4 Core Services 2019	01, 02, 03, 04, 05 / 06, 07	Project Complete	PM Public Safety WA #4 Core Services 2019
PM Public Safety WA #10 Core Services 2020	01, 02, 03, 04, 05 / 06, 07	Project Complete	PM Public Safety WA #10 Core Services 2020
PM Public Safety WA #13 Core Services 2021	01, 02, 03, 04, 05 / 06, 07	Project Complete	PM Public Safety WA #13 Core Services 2021
PM Public Safety WA#15 ATC CEI 2A.1 Fire Station No. 7	03 / 07	Project Complete	PM Public Safety WA#15 ATC CEI 2A.1 Fire Station No. 7
PM Public Safety WA #16 ATC CEI Services 1A Phase 2 SPLOST Resurfacing	01, 02, 03, 04, 05 / 06, 07	In Progress	PM Public Safety WA #16 ATC CEI Services 1A Phase 2 SPLOST Resurfacing
PM Parks and Recreation Repairs UNALLOCATED	01, 02, 03, 04, 05 / 06, 07	Not Started	Unallocated
PM Parks and Recreation Repairs WA #4 Core Services 2019	01, 02, 03, 04, 05 / 06, 07	Project Complete	PM Parks and Recreation Repairs WA #4 Core Services 2019
PM Parks and Recreation Repairs WA #5 CEI Services (3E) Resurfacing Trails and Paved Areas	04, 05 / 06, 07	Project Complete	PM Parks and Recreation Repairs WA #5 CEI Services (3E) Resurfacing Trails and Paved Areas
PM Parks and Recreation Repairs WA #10 Core Services 2020	01, 02, 03, 04, 05 / 06, 07	Project Complete	PM Parks and Recreation Repairs WA #10 Core Services 2020
PM Parks and Recreation Repairs WA #13 Core Services 2021	01, 02, 03, 04, 05 / 06, 07	Project Complete	PM Parks and Recreation Repairs WA #13 Core Services 2021
PM General Repairs UNALLOCATED	01, 02, 03, 04, 05 / 06, 07	Not Started	Unallocated
PM General Repairs WA #4 Core Services 2019	01, 02, 03, 04, 05 / 06, 07	Project Complete	PM General Repairs WA #4 Core Services 2019
PM General Repairs WA #10 Core Services 2020	01, 02, 03, 04, 05 / 06, 07	Project Complete	PM General Repairs WA #10 Core Services 2020
PM General Repairs WA #13 Core Services 2021	01, 02, 03, 04, 05 / 06, 07	Project Complete	PM General Repairs WA #13 Core Services 2021
PM Public Safety WA #17 ATC ROW Services 1C Glenwood Rd Sidewalk	03, 05 / 07	In Progress	PM Public Safety WA #17 ATC ROW Services 1C Glenwood Rd Sidewalk
WA 18 DeKalb County SPLOST Program Management Services	01, 02, 03, 04, 05 / 06, 07	In Progress	

COMPLETED PROJECTS

Resurfacing		Project Count	Length (miles)	District	Resolution	¹ Expended	² Substantial Completion
1A.1	2018 LMIG Resurfacing	1	23.57			\$2,499,306.78	Aug-2019
1A.1.1	2018 LMIG Resurfacing Construction Pittman		23.57	01, 02, 03, 04, 05			
1A.5	2019 LMIG Resurfacing	1				\$7,438,036.65	Aug-2021
1A.5.1	2019 LMIG Resurfacing			01, 02, 03, 04, 05			
1A.9	2020 LMIG Resurfacing	1	25.15			\$7,271,113.20	Jun-2022
1A.9.1	2020 LMIG Resurfacing		25.15	01, 02, 03, 04, 05			
1A.11	2022 LMIG Resurfacing	1	27.94			\$15,260,458.39	Jun-2024
1A.11.1	2022 LMIG Resurfacing		27.94	01, 02, 03, 04, 05			
1A.2	Phase One SPLOST Resurfacing	3	75.24			\$35,470,643.43	Feb-2020
1A.2.1	Phase One SPLOST Resurfacing (A) CW Matthews		25.08	01, 02, 03, 04			
1A.2.2	Phase One SPLOST Resurfacing (B) Pittman		25.05	03, 04, 05			
1A.2.3	Phase One SPLOST Resurfacing (C) Pittman		25.11	03, 04, 05			
3E.1	Resurfacing Trails and Paved Areas	5				\$1,820,784.29	Dec-2025
3E.1.4	Chestnut Street Complex			04			
3E.1.6	Gresham Park Resurfacing - Rec Center			03			
3E.1.2	Hidden Acres Park			04			
3E.1.1	Mary Scott Park			05			
3E.1.5	Rock Chapel Park			05			
1A.4	Rockbridge Road Roadway Stabilization	1				\$1,000,000.00	Apr-2019
1A.4.1	Rockbridge Road Roadway Stabilization			04			
Resurfacing Total		13	151.90		\$0.00	\$70,760,342.74	

Advanced Patching		Project Count	Length (miles)	District	Resolution	¹ Expended	² Substantial Completion
1A.8	Advance Patching / Pothole Repair	3				\$342,542.34	Jun-2021
1A.8.1	Advance Patching / Pothole Repair (A) A&S						
1A.8.2	Advance Patching / Pothole Repair (B) Greenway One						
1A.8.3	Advance Patching / Pothole Repair (C) HEH Paving						
Advanced Patching Total		3	0		\$0.00	\$342,542.34	

Widening		Project Count	Length (miles)	District	Resolution	¹ Expended	² Substantial Completion
1B.1	Rockbridge Road from Allgood Rd to Rowland Rd	3				\$2,337,218.86	Dec-2023
1B.1.2	Rockbridge Road Stormwater Pond Retrofit			04			
1B.1.4	Rockbridge Road Streetscape			04			
1B.1.1	Utility Work on Rockbridge Rd 20% Match			04			
Widening Total		3	0		\$0.00	\$2,337,218.86	
Intersection		Project Count	Length (miles)	District	Resolution	¹ Expended	² Substantial Completion
1D.5	North Decatur Road Improvements	1		02		\$732,378.18	Sep-2023
Intersection Total		1	0		\$0.00	\$732,378.18	
Drainage, Stormwater, Streambank Restoration		Project Count	Length (miles)	District	Resolution	¹ Expended	² Substantial Completion
3H.1	Stream Bank Restoration / Drainage and Stormwater Improvements	2				\$200,000.00	Jul-2024
3H.1.1	Stream Bank Restoration/Drainage and Stormwater Improvements at Medlock Park			02			
3H.1.2	Stream Bank Restoration/Drainage and Stormwater Improvements at W.D. Thomson Park			02			
Drainage, Stormwater, Streambank Restoration Total		2	0		\$0.00	\$200,000.00	
Greenways and Trails		Project Count	Length (miles)	District	Resolution	¹ Expended	² Substantial Completion
3C.17	Glen Emerald Dam and Trail Improvements	1		03		\$500,047.13	Jun-2023
1E.1	South Peachtree Creek Trail Feasibility Study	1	1.70	02, 04		\$29,535.00	Jun-2022
1B.3	South River Trail Phase 5 (Michelle Obama Trail)	1	2.20	03		\$1,991,206.22	Jul-2021
Greenways and Trails Total		3	3.90		\$0.00	\$2,520,788.35	
Sidewalks		Project Count	Length (miles)	District	Resolution	¹ Expended	² Substantial Completion
1B.2	Flat Shoals, Henderson, Salem Roads Sidewalks	1	3.81	01, 03, 05		\$3,310,463.30	Dec-2023
1C.6	McAfee Road Sidewalk	1	0.70	03		\$454,255.90	Sep-2023
1C.1	Pedestrian Improvements (Ph. 1 and 2)	4				\$858,136.65	Mar-2021
1C.1.1	Phase One Pedestrian Improvements (A) Autaco			03, 05			
1C.1.2	Phase One Pedestrian Improvements (B) SD&C			04			
1C.1.3	Phase Two Pedestrian Improvements (A) Autaco			01, 02			
1C.1.4	Phase Two Pedestrian Improvements (B) SD&C			03, 04			

1C.3	South Fork Peachtree Creek Trail/Old Clairmont Road	1		02		\$20,720.35	Feb-2020
	Sidewalks Total	7	4.51		\$0.00	\$4,643,576.20	
Transportation Enhancements		Project Count	Length (miles)	District	Resolution	¹Expended	²Substantial Completion
1B.5	North Druid Hills Road/Valley Brook Road Corridor Study	1		02, 04		\$154,000.00	Dec-2023
	Transportation Enhancements Total	1	0		\$0.00	\$154,000.00	
Corridor Beautification		Project Count	Length (miles)	District	Resolution	¹Expended	²Substantial Completion
1J.5	GDOT Bridges over I-285 (Glenwood Rd, Covington Hwy, Redwing Cr)	1		03, 05		\$895,000.00	
	Corridor Beautification Total	1	0		\$0.00	\$895,000.00	
Pedestrian Crossing / Improvement		Project Count	Length (miles)	District	Resolution	¹Expended	²Substantial Completion
1H.3	Pleasantdale Road Pedestrian Crossing Improvements	1		01		\$171,509.15	Apr-2023
	Pedestrian Crossing / Improvement Total	1	0		\$0.00	\$171,509.15	
Safety / Operations Improvements		Project Count	Length (miles)	District	Resolution	¹Expended	²Substantial Completion
1B.8	2021 LMIG Pavement Marking Safety Upgrades	13	18.50			\$129,211.94	Feb-2023
1B.8.11	Bouldercrest Road Pavement Marking Safety Upgrades		1.60	03			
1B.8.1	Cedar Grove Road Pavement Marking Safety Upgrades		1.60	03			
1B.8.2	Chamblee Tucker Road Pavement Marking Safety Upgrades		1.60	01			
1B.8.12	East Conley Road Pavement Marking Safety Upgrades		0.70	03			
1B.8.3	Henrico Road Pavement Marking Safety Upgrades		0.70	03			
1B.8.4	Moore Road Pavement Marking Safety Upgrades		1.30	03			
1B.8.13	Northern Avenue Pavement Marking Safety Upgrades		1.10	04			
1B.8.6	Pleasant Hill Road Pavement Marking Safety Upgrades		3.20	05			
1B.8.5	Pleasantdale Road Pavement Marking Safety Upgrades		1.60	01			
1B.8.7	Rockbridge Road Pavement Marking Safety Upgrades		0.80	04			
1B.8.8	South Deshon Road Pavement Marking Safety Upgrades		1.10	04			
1B.8.9	Stephenson Road Pavement Marking Safety Upgrades		2.10	04			
1B.8.10	Wesley Chapel Road Pavement Marking Safety Upgrades		1.10	03, 05			
	Safety / Operations Improvements Total	13	18.50		\$0.00	\$129,211.94	

Park Improvements		Project Count	Length (miles)	District	Resolution	¹ Expended	² Substantial Completion
3B.1	A/E Services for Athletic and Recreation Facilities	13				\$227,664.16	Mar-2026
3B.1.1	3B.1.1 Wade Walker Park Football Fieldhouse A/E Services			04			
3B.1.10	3B.1.10 Exchange Park Pavilion Restroom A/E Services			03			
3B.1.11	3B.1.11 Exchange Park Baseball Pavilion A/E Services			03			
3B.1.12	3B.1.12 Redan Park A/E Services			05			
3B.1.13	3B.1.13 County Line Park Pavilion A/E Services			03			
3B.1.2	3B.1.2 Wade Walker Park Baseball Concession A/E Services			04			
3B.1.3	3B.1.3 Wade Walker Park Soccer Concession A/E Services			04			
3B.1.4	3B.1.4 Rock Chapel Park Concession A/E Services			05			
3B.1.5	3B.1.5 Shoal Creek I Park Concession A/E Services			03			
3B.1.6	3B.1.6 Shoal Creek II Park Shelter Replacement A/E Services			03			
3B.1.7	3B.1.7 Truelove Park Concession A/E Services			03			
3B.1.8	3B.1.8 Midway Park Concession A/E Services			03			
3B.1.9	3B.1.9 Midway Park Football Press Box A/E Services			03			
3A.13	Athletic Field Lighting and Electrical Improvements at Truelove Park	1		03		\$486,840.00	Oct-2022
3A.14	Athletic Scoreboards at Hamilton, Shoal Creek 1 and Rock Chapel Parks	3				\$99,626.80	Mar-2023
3A.14.1	3A.14.1 - Athletic Scoreboards at Hamilton Park			04			
3A.14.2	3A.14.2 - Athletic Scoreboards at Rock Chapel Park			05			
3A.14.3	3A.14.3 - Athletic Scoreboards at Shoal Creek Park			03			
3A.11	Gresham Park Baseball Fields Renovation	1		03		\$2,216,848.21	Apr-2023
3C.1	Lithonia Park Playground	1		05		\$200,000.00	
3B.2	Parks and Recreation Facilities - Roof Maintenance Repair and Replacement	14				\$2,820,494.00	May-2022
3B.2.7	Callanwolde Fine Arts Center Roof Repair and Replacement			02			
3B.2.2	Community Achievement Center Roof Repair and Replacement			03			
3B.2.8	Gresham Park Concession Building Roof Repair and Replacement			03			
3B.2.6	Lithonia Park Shelter Roof Repair and Replacement			05			
3B.2.4	Lucious Sanders Community Center Roof Repair and Replacement			05			
3B.2.10	Midway Park Metal Roof (1)			03			
3B.2.1	NH Scott Recreation Center Roof Repair and Replacement			03			

3B.2.3	Porter Sanford III Performing Arts & Community Center Roof Repair and Replacement			03			
3B.2.11	Redan Park Metal Roof (5)			05			
3B.2.12	Rock Chapel Park Metal Roof (2)			05			
3B.2.13	Shoal Creek Park Metal Roof (2)			03			
3B.2.14	True Love Park Metal Roof (1)			03			
3B.2.5	Wade Walker Park Facilities Roof Repair and Replacement			04			
3B.2.9	Wade Walker Park Maintenance Shop Roof Repair and Replacement			04			
3F.1	Sugar Creek Golf and Tennis Center Action Plan	8				\$1,000,000.00	Nov-2019
3F.1.3	Sugar Creek Golf and Tennis Center - Bridge Repair/Replacement			03			
3F.1.11	Sugar Creek Golf and Tennis Center - Cart Barn Repairs			03			
3F.1.5	Sugar Creek Golf and Tennis Center - Cart Path Repairs			03			
3F.1.2	Sugar Creek Golf and Tennis Center - Green's Renovation (Sprigging)			03			
3F.1.1	Sugar Creek Golf and Tennis Center - Install Musco Lighting System			03			
3F.1.6	Sugar Creek Golf and Tennis Center - Repair Roof on Pump House			03			
3F.1.4	Sugar Creek Golf and Tennis Center - Safety Netting			03			
3F.1.7	Sugar Creek Golf and Tennis Center - Shades on Tennis Court			03			
Park Improvements Total		41	0		\$0.00	\$7,051,473.17	
New Facility Construction		Project Count	Length (miles)	District	Resolution	¹Expended	²Substantial Completion
2A.1	Fire Station No. 7	1		03		\$6,587,580.33	Jun-2023
New Facility Construction Total		1	0		\$0.00	\$6,587,580.33	
Facilities Improvement - General Repairs		Project Count	Length (miles)	District	Resolution	¹Expended	²Substantial Completion
3I.5.3	DeKalb County Court Building - Elevator Modernization	1		02		\$1,043,798.58	Mar-2025
3I.5.2	DeKalb County Court Building - HVAC Equipment Improvements	1		02		\$910,000.00	Mar-2022
3I.5.7	DeKalb County Court Building - Roof Repairs and Improvements	1		02		\$1,671,100.00	Sep-2022
3L.1	Dumbwaiter System at Decatur Main Library	1		02		\$71,377.70	Dec-2019
3J.3	Elevator Repairs at DeKalb County Senior Centers	2				\$188,543.97	Jan-2022
3J.3.1	30 Warren Street Senior Center Elevator Repairs			03			
3J.3.2	Lou Walker Senior Center Elevator Repairs			05			



3K.1	HVAC Repairs or Replacements at DeKalb County Health Care Facilities	2				\$1,000,000.00	Jun-2021
3K.1.1	HVAC Repairs at Richardson Health Care Facility			04			
3K.1.2	HVAC Replacements at North DeKalb Health Center			02			
3J.1	HVAC Repairs or Replacements at DeKalb County Senior Centers	2				\$535,696.28	May-2021
3J.1.2	HVAC Repairs at 30 Warren Street Senior Center			03			
3J.1.1	HVAC Repairs at Lou Walker Senior Center			05			
3J.4	Miscellaneous Repairs and Improvements at Dekalb County Senior Centers	1				\$45,464.00	Dec-2021
3J.4.1	Erosion Control Site Work at Lou Walker Senior Center			05			
2E	Repair and Replace Police Precincts and Public Safety Facilities	2				\$2,832,656.55	Jun-2021
2E.1	Exchange Elevators			04			
2E.2	Fire Services Training Facility			03			
2B	Repair Fire Stations and Related Capital Equipment	2				\$2,997,530.00	Mar-2023
2B.2	Alerting Systems at DeKalb County Fire Stations			01, 02, 03, 04, 05			
2B.1	Roof Maintenance Repair and Replacement at DeKalb County Fire Stations			01, 02, 03, 04, 05			
3L.2	Roof Maintenance Repair and Replacement at DeKalb County Libraries	1				\$83,612.50	Dec-2021
3L.2.1	Flat Shoals Library Roof Repair and Replacement			03			
3J.2	Roof Maintenance Repair and Replacement at DeKalb County Senior Centers	1				\$145,322.00	Mar-2021
3J.2.1	30 Warren Street Senior Center Roof Repair			03			
Facilities Improvement - General Repairs Total		17	0		\$0.00	\$11,525,101.58	
Facility Renovations		Project Count	Length (miles)	District	Resolution	¹Expended	²Substantial Completion
3L.3	DeKalb County Libraries Restroom Renovations	8				\$1,344,877.40	Jun-2025
3L.3.1	3L.3.1 Chamblee Library Restroom Renovations			01			
3L.3.2	3L.3.2 Clarkston Library Restroom Renovations			04			
3L.3.3	3L.3.3 Decatur Library Restroom Renovations			02			
3L.3.4	3L.3.4 Flat Shoals Library Restroom Renovations			03			
3L.3.5	3L.3.5 Gresham Library Restroom Renovations			03			
3L.3.6	3L.3.6 Lithonia-Davidson Library Restroom Renovations			05			
3L.3.7	3L.3.7 Redan-Trotti Library Restroom Renovations			05			

3L.3.8 Wesley Chapel-William C. Brown Library Restroom Renovations				03		
Facility Renovations Total		8	0		\$0.00	\$1,344,877.40
Procurement of Equipment		Project Count	Length (miles)	District	Resolution	¹Expended ²Substantial Completion
2F.1	Police Vehicles	1		01, 02, 03, 04, 05		\$5,598,744.73 Jan-2020
2D.1	Purchase Fire Quick Response Units	1				\$1,989,669.32 Feb-2020
2D.1.1	Purchase and Upfitting of Fire Quick Response Vehicles (10)			01, 02, 03, 04, 05		
2C.1	Upgrade Fire Radio System	1		01, 02, 03, 04, 05		\$1,499,471.28 Feb-2020
Procurement of Equipment Total		3	0		\$0.00	\$9,087,885.33
Program Summary		Project Count	Length (miles)		Resolution	¹Expended
Completed Projects		118	178.81		\$0.00	\$118,483,485.57

¹"Expended" amounts are expenditures to date and may not indicate final cost at project close-out.

²The contractor may continue to finalize minor project details beyond the date of substantial completion.

SPLOST I AGENDA ITEM STATUS REPORT

Agenda Item Status
as of 11/30/2024



Category	PIP Approval Date		Agenda Item No.	Revenue to-date	⁶Revised Referendum Budget	Authorized				Pending	
						Budget	Expended	Authorized Budget Balance	Referendum Budget Balance	Budget	Referendum Budget Balance
DeKalb County SPLOST Original Revenue Estimate					\$ 388,042,978	\$ 359,552,237	\$ 211,891,435	\$ 147,660,803	\$ 28,490,741	\$ 19,758,658	\$ 8,732,083
Final Value Collected Sales Tax				\$ 418,236,657	\$ 412,219,629						
Interest Accrued to-date				\$ 29,734,823	\$ 26,187,732						
Total Values Final Revenue and Interest				\$ 447,971,481	\$ 438,407,361	\$ 359,552,237	\$ 211,891,435	\$ 147,660,803	\$ 78,855,124	\$ 19,758,658	\$ 59,096,466
Transportation Projects					\$ 271,440,977	\$ 239,432,806	\$ 143,963,717	\$ 95,469,090	\$ 32,008,170	\$ 2,345,859	\$ 29,662,311
1A - Road Resurfacing					\$ 170,880,849	\$ 162,267,353	\$ 109,769,426	\$ 52,497,927	\$ 8,613,496	\$ (2,331,313)	\$ 10,944,808
1A.1 - 2018 LMIG Resurfacing CO#1 - Move Incomplete Roads to Phase One Area B	n/a 9/30/2019	2018-2196 2019-4414			\$ 2,499,307	\$ 2,499,307	\$ -				
1A.2 - Phase One SPLOST Road Resurfacing CO #1 - Move Incomplete Roads from LMIG 2018	n/a 9/30/2019	2018-2647 2019-4414			\$ 35,927,922	\$ 33,754,067	\$ 2,173,855		\$ (2,173,855)		
1A.3 - Phase Two SPLOST Road Resurfacing	3/3/2020 9/9/2020	2021-2567 2021-3138 2022-1940 2022-2016 2023-0228 2023-0256 2023-1332 2024-0283 2024-0752 2024-1172			\$ 38,687,827	\$ 30,431,361	\$ 8,256,467				
1A.4 - Rockbridge Road Roadway Stabilization	1/30/2019	2018-2613			\$ 1,000,000	\$ 1,000,000	\$ -				
1A.5 - 2019 LMIG Resurfacing	3/28/2019	2019-4183 2020-1143 2021-2058 2021-2698 2022-1592			\$ 7,438,037	\$ 7,438,037	\$ -				
1A.8 - Advance Patching / Pothole Repair	3/8/2019	2019-3432			\$ 500,000	\$ 342,542	\$ 157,458		\$ (157,458)		
1A.9 - 2020 LMIG Resurfacing	9/9/2020	2019-4240 2020-1634 2021-3212 2021-3352			\$ 7,271,113	\$ 7,271,113	\$ -				
1A.10 - 2021 LMIG Resurfacing	4/13/2022	2020-1140 2022-1586 2023-0258 2023-1162 2024-1058			\$ 11,041,777	\$ 5,580,938	\$ 5,460,839				
1A.11 - 2022 LMIG Resurfacing	9/19/2022	2021-3348 2022-2373 2024-0246			\$ 19,764,564	\$ 15,128,013	\$ 4,636,551				
1A.12 - 2023 LMIG Resurfacing		2022-2361 2023-1014 2024-1247			\$ 21,607,730	\$ 6,324,048	\$ 15,283,681				
⁴1A.13 - 2024 LMIG Resurfacing		2023-1229 2024-0808 2024-1069			\$ 16,529,077		\$ 16,529,077				

1B - Federal and State Transportation Project Matching Funds for Transportation Purposes				\$ 28,866,153	\$ 26,356,579	\$ 9,342,118	\$ 17,014,461	\$ 2,509,575	\$ (3,270,924)	\$ 5,780,499
1B.1 - Rockbridge Road Utilities (GA Power Reimbursement)	n/a	2018-2622			\$ 75,576	\$ 75,576	\$ -			
1B.1 - Rockbridge Road Streetscape	3/8/2019	2019-3833 2021-3219 2022-1132 2022-2162 2022-2217 2022-2481 2023-0449			\$ 2,410,186	\$ 2,087,171	\$ 323,015			
1B.1 - Rockbridge Road Stormwater Mgt Pond Retrofit	8/20/2019	2019-4155			\$ 175,000	\$ 174,472	\$ 528			
1B.2 - Flat Shoals, Henderson & Salem Sidewalks	5/7/2019	2019-3205 2020-0028 2020-0793 2021-2215 2021-3307 2022-1615 2022-2380 2023-0128 2023-1203			\$ 3,310,463	\$ 3,310,463	\$ 0			
1B.3 - South River Trail Phase 5	6/19/2019	2019-3899 2021-2138			\$ 1,991,206	\$ 1,991,206	\$ -			
1B.4 - A/E Services for Transportation - (1) Kensington Trail (2) DeKalb Ave Quiet Zone CSX Crossing (3) Frazier Road Bridge Evaluation/Sidewalk Concept	9/22/2020 6/05/2023	2020-0915 2023-0692 2024-0493			\$ 1,624,440	\$ 443,581	\$ 1,180,860			
1B.5 - North Druid Hill Road/Valley Brook Road Study	12/1/2020 11/17/2022	2020-1522 2022-2468			\$ 154,000	\$ 154,000	\$ -			
1B.6 - South River Trail Extension		2021-2254			\$ 160,000		\$ 160,000			
1B.7 - East Rock Springs Road Roundabout	9/29/2021 4/25/2024	2021-2367 2021-3504 2022-2304 2023-0620 2024-1013			\$ 1,104,000	\$ 127,330	\$ 976,670		\$ 691,031	
1B.8 - 2021 LMIG Pavement Marking Safety Upgrades	12/20/2021	2021-2735 2021-3061 2021-3309			\$ 129,212	\$ 129,212	\$ -			
1B.9 - Constitution Road Freight Corridor Operational and Safety Improvements - Phase 1	8/31/2021	2021-3056 2024-1176			\$ 3,614,622	\$ 23,750	\$ 3,590,872			
1B.10 - North Druid Hills Road at CSX Railroad Bridge Replacement Design		2021-3065			\$ 180,000		\$ 180,000			
1B.11 - Panola Road Improvement Project	4/1/2022	2021-3209 2022-1314			\$ 4,837,500	\$ 144,497	\$ 4,693,004		\$ (4,693,004)	
1B.12 - South River Trail (Waldrop Rd to MLK High) Scoping Study		2021-3353			\$ 50,000		\$ 50,000			
1B.13 - Redan Road Safety & Operations Improvements Study	8/7/2023	2022-1260 2023-0961			\$ 80,000	\$ 67,120	\$ 12,880			
1B.14 - Orion Drive Bridge Upgrade/Replacement	7/15/2022	2022-1730 2024-0596			\$ 350,875	\$ 53,686	\$ 297,189			
1B.15 - Cedar Grove Bridge Replacement	5/12/2023 12/06/2023	2023-0622 2023-0803 2023-1541			\$ 4,861,691	\$ 548,778	\$ 4,312,913			
1B.16 - Pleasantdale Road Pedestrian Improvements Design		2023-0684			\$ 150,000	\$ 2,000	\$ 148,000			
1B.17 - Flat Shoals Parkway Sidewalk Design		2023-0685			\$ 200,000	\$ 2,000	\$ 198,000			
1B.18 - 2023 LMIG Pavement Marking Safety Upgrades		2023-0800			\$ 200,000	\$ 7,277	\$ 192,723			
1B.19 - Briarcliff Road at Chalmette Dr. Crosswalks with RRFB	8/7/2023 11/20/2023	2023-1443 2024-0498 2024-1080			\$ 180,808		\$ 180,808			

1B.20 - Michelle Obama Trail Extension		2024-0231			\$ 405,000		\$ 405,000			
1B.21 - Traffic Signal Operations and Technology Improvements		2024-0615			\$ 100,000		\$ 100,000			
1B.22 - DeKalb Avenue Quiet Zone CSX Crossing	11/7/2024	2024-1179			\$ 12,000		\$ 12,000		\$ 731,048	
1C - Pedestrian Improvements				\$ 16,325,476	\$ 6,617,627	\$ 2,135,317	\$ 4,482,310	\$ 9,707,849	\$ 5,015,000	\$ 4,692,849
1C.1 - Pedestrian Improvements (8 + 6 Sidewalks)	9/24/2019	2019-4053 2020-0250			\$ 1,000,000	\$ 858,137	\$ 141,863			
1C.2 - Briarcliff Road/Scott Boulevard Sidewalks	9/24/2019	Pending			\$ -	\$ -	\$ -		\$ 135,000	
1C.3 - South Fork Peachtree Creek Trail/Old Clairmont Road	1/30/2019	COO Approved			\$ 20,720	\$ 20,720	\$ -			
1C.4 - A/E Services for Transportation	9/22/2020 6/05/2023	2020-0915 2023-0692 2024-0493			\$ 993,527	\$ 371,524	\$ 622,003			
1C.5 - Glenwood Road Sidewalk	1/11/2021 5/6/2022	2020-2026 2021-3504 2022-1659 2022-2304 2023-0620			\$ 1,078,248	\$ 430,680	\$ 647,568			
1C.6 - McAfee Road Sidewalks	7/5/2022	2022-1784 2022-1854			\$ 525,132	\$ 454,256	\$ 70,876			
1C.7 - Snapfinger Woods Drive Sidewalk	2/9/2024						\$ -		\$ 2,000,000	
North Decatur Sidewalk							\$ -		\$ 1,315,000	
DeKalb Industrial Sidewalk							\$ -		\$ 165,000	
Sidewalk Construction On-call vendor program		2021-3410 2022-1448 2024-1402			\$ 3,000,000		\$ 3,000,000		\$ 1,400,000	
1D - Transportation Enhancements				\$ 10,168,117	\$ 1,768,309	\$ 1,412,565	\$ 355,743	\$ 8,399,808	\$ 1,000,000	\$ 7,399,808
1D.3 - A/E Services for Transportation	9/22/2020	2020-0915 2023-0692 2023-1582 2024-0493			\$ 482,181	\$ 416,983	\$ 65,198			
1D.4 - Cedar Grove Road Bridge detour route improvements		2020-1383 2022-1585			\$ 245,000	\$ 230,247	\$ 14,753			
1D.5 - N. Decatur Road Improvements	9/29/2021 3/22/2022	2021-2367 2022-1323 2023-0044 2023-0435 2023-1287			\$ 732,378	\$ 732,378	\$ -			
1D.6 - Flowers Road Traffic Signal Beacon and Enhancements	7/13/2023	2023-0907			\$ 100,000		\$ 100,000			
1D.7 - S. Stone Mountain Lithonia Road Traffic Signal		2024-0622			\$ 32,957	\$ 32,957	\$ -			
1D.8 - Right Turn Lane on Briarlake Road at Briarcliff Road	1/23/2024	2024-0141			\$ 175,793		\$ 175,793			
Rockbridge Road Traffic Calming							\$ -		\$ 160,000	
RR Grade Crossing Safety Projects							\$ -		\$ 840,000	
1E - Multi Use Trails				\$ 7,908,535	\$ 3,467,452	\$ 590,125	\$ 2,877,327	\$ 4,441,083	\$ 750,000	\$ 3,691,083
1E.1 - South Peachtree Creek Trail Feasibility Study		2021-3357			\$ 30,700	\$ 29,535	\$ 1,165			
1E.4 - Ready Mix Concrete for Multi Use Trails ²	n/a	2018-1570			\$ -	\$ -	\$ -			
1E.5 - A/E Services for Transportation (Kensington Trail)	9/22/2020 6/05/2023	2020-0915 2023-0692 2024-0493			\$ 936,752	\$ 539,215	\$ 397,537			
1E.6 - Old Castle Multi-Use Trail (Custer to Crestdale)		2020-0485			\$ 2,500,000	\$ 21,375	\$ 2,478,625			
Neighborhood Trail Connections									\$ 750,000	
1F - Bridge Repairs and Improvements				\$ 7,908,535	\$ 7,163,000	\$ 1,715,304	\$ 5,447,696	\$ 745,535	\$ -	\$ 745,535
1F.6 - A/E Services for Transportation	9/22/2020 6/05/2023	2020-0915 2021-2696 2023-0692 2024-0493			\$ 302,700	\$ 299,320	\$ 3,380			
1F.7 - Cedar Grove Bridge Design-Build ⁸	5/12/2023	2020-1383 2021-2746 2023-0622			\$ 6,860,300	\$ 1,415,984	\$ 5,444,316			

1G - Sidewalks to Schools, Transit, and Other Locations				\$ 4,519,163	\$ 337,277	\$ 107,487	\$ 229,790	\$ 4,181,886	\$ -	\$ 4,181,886
1G.2 - A/E Services for Transportation	9/22/2020 6/05/2023	2020-0915 2023-0692 2024-0493			\$ 337,277	\$ 107,487	\$ 229,790			
1H - Traffic Signal Improvements				\$ 2,655,008	\$ 1,417,879	\$ 258,403	\$ 1,159,476	\$ 1,237,129	\$ 975,000	\$ 262,129
1H.2 - A/E Services for Transportation	9/22/2020 6/05/2023	2020-0915 2023-0692 2024-0493			\$ 214,482	\$ 86,894	\$ 127,588			
1H.3 Pleasantdale Road Pedestrian Crossing Improvements	9/29/2021	2022-1756 2024-0687			\$ 649,247	\$ 171,509	\$ 477,738			
1H.4 - DeKalb Industrial at Milsco Ped Crossing & Traffic Signal	4/10/2023	2023-1039 2024-0495			\$ 353,636	\$ -	\$ 353,636			
1H.5 - Four Pedestrian Crossings with RRFB (Central, Indian Creek, Redan, Briarlake)		2024-0812 2024-1425			\$ 200,514		\$ 200,514			
1H.6 - North Indian Creek Drive Traffic Signal and Pavement Marking	8/12/2024						\$ -		\$ 475,000	
School Traffic Signals							\$ -		\$ 500,000	
1I - Community Improvement District Matching Funds for Transportation Purposes				\$ 1,694,686	\$ -	\$ -	\$ -	\$ 1,694,686	\$ -	\$ 1,694,686
1J - Corridor Beautification				\$ 1,412,238	\$ 1,111,000	\$ 895,000	\$ 216,000	\$ 301,238	\$ -	\$ 301,238
1J.5 GDOT Bridges over 285 (Glenwood Rd, Covington Hwy, Redwing Circle)	5/25/2022	2020-1250 2022-1697			\$ 895,000	\$ 895,000	\$ -			
1J.6 GDOT Gateways Landscaping Design Installation	7/15/2024	2024-0972			\$ 216,000		\$ 216,000			
1K - Public Transportation Shelters				\$ 169,469	\$ -	\$ -	\$ -	\$ 169,469	\$ -	\$ 169,469
1L - Transportation Project Management				\$ 10,960,184	\$ 24,222,433	\$ 16,504,560	\$ 7,717,873	\$ (13,262,249)	\$ -	\$ (13,262,249)
1L - Transportation Project Management ³	n/a	2018-2272 2022-1826 2023-0858 2024-0535			\$ 24,222,433	\$ 16,504,560	\$ 7,717,873			
1M - Commission District Transportation Projects (\$7,056,673)										
District 1 Transportation Projects				\$ 1,138,938	\$ 290,000	\$ 50,000	\$ 240,000	\$ 848,938	\$ 200,000	\$ 648,938
1M.1.1 District 1 - City of Tucker Maintenance Improvements	n/a	2021-3396			\$ 50,000	\$ 50,000	\$ -			
1M.1.2 District 1 - TOD and Multi-use Trail Value Analysis (I-285 BRT)	n/a	2024-0257			\$ 70,000	\$ -	\$ 70,000			
1M.1.3 District 1 - Multi-Jurisdictional Regional Traffic Study	n/a	2024-0309			\$ 100,000		\$ 100,000			
1M.1.4 District 1 - TOD and Multi-use Trail Value Analysis (Buford Hwy Corridor)	n/a	2024-1188			\$ 70,000	\$ -	\$ 70,000			
1M.1.5 District 1 - Hawthorne Area Paving									\$ 200,000	
District 2 Transportation Projects				\$ 1,138,938	\$ 1,008,096	\$ -	\$ 1,008,096	\$ 130,842	\$ -	\$ 130,842
South Fork Peachtree Creek Trail:										
1M.2.1 S. Fork Peachtree Crk Trail - Audubon to Beacon Hill	n/a	2022-2281			\$ 558,096		\$ 558,096			
1M.2.2 S. Fork Peachtree Crk - Margaret Harris Park/Trail R/W	n/a				\$ 50,000		\$ 50,000			
1M.2.3 S. Fork Peachtree Crk - Margaret Harris Park/Trail CON	n/a				\$ 400,000		\$ 400,000			
District 3 Transportation Projects				\$ 1,138,938	\$ 930,000	\$ 649,427	\$ 280,573	\$ 208,938	\$ -	\$ 208,938
1M.3.1 District 3 - Metro South CID	n/a	2020-1063			\$ 80,000	\$ -	\$ 80,000			
1M.3.2 District 3 - Cedar Grove Rd Traffic Calming Projects	n/a	2021-3548 2022-1948 2024-1402			\$ 800,000	\$ 649,427	\$ 150,573			
1M.3.3 District 3 - Flat Shoals / Warrior Path Traffic Signal	n/a	2021-3550			\$ 50,000	\$ -	\$ 50,000			
District 4 Transportation Projects				\$ 1,138,938	\$ 475,803	\$ 201,356	\$ 274,447	\$ 663,134	\$ -	\$ 663,134
1M.4.1 District 4 - Market Street Sidewalk	10/4/2021	2021-3240			\$ 136,803	\$ 136,706	\$ 97			
1M.4.2 District 4 - City of Tucker Maintenance Improvements	n/a	2021-3395			\$ 50,000	\$ 50,000	\$ -			
1M.4.3 District 4 - S. Fork Peachtree Creek Trail Design - N. DeKalb Mall to Orion Drive	n/a	2022-2026 2022-2593			\$ 154,000		\$ 154,000			
1M.4.4 District 4 - Bermuda Road at Stewart Mill Road Roundabout	n/a	2022-2177			\$ 135,000	\$ 14,650	\$ 120,350			
District 5 Transportation Projects				\$ 1,138,938			\$ -	\$ 1,138,938		\$ 1,138,938

District 6 Transportation Projects				\$ 1,138,938	\$ 1,000,000	\$ 332,629	\$ 667,371	\$ 138,938	\$ 8,096	\$ 130,842
1M.6.1 Old Castle Multi-Use Trail (Custer to Crestdale)	n/a	2020-0485			\$ 500,000	\$ -	\$ 500,000			
1M.6.2 Peachtree Creek Greenway Comprehensive Concept Plan	n/a	2020-1496 2021-2278			\$ 150,000	\$ 76,600	\$ 73,400			
1M.6.3 Sagamore-Leafmore Trail Concept Plan and Design	n/a	2020-1563 2021-3220 2021-3315 2022-1153			\$ 350,000	\$ 256,029	\$ 93,971			
1M.6.4 - Cedar Grove Road Traffic Calming									\$ 8,096	
District 7 Transportation Projects				\$ 1,138,938	\$ 1,000,000	\$ -	\$ 1,000,000	\$ 138,938		\$ 138,938
1M.7.1 - Bermuda Road at Stewart Mill Road Roundabout		2023-1516			\$ 1,000,000	\$ -	\$ 1,000,000			

Public Safety Facilities and Related Capital Equipment				\$ 95,709,756	\$ 58,483,756	\$ 25,452,979	\$ 33,030,777	\$ 37,225,999	\$ 12,422,030	\$ 24,803,969
2A - Replace Existing Fire Station(s) and Construct New Fire Station(s) and Related Capital Equipment				\$ 46,492,710	\$ 41,324,891	\$ 10,027,616	\$ 31,297,275	\$ 5,167,819	\$ -	\$ 5,167,819
2A.1 - Fire Station No. 7	8/1/2019 9/9/2021 9/15/2021 4/13/2022 11/14/2022	2020-1165 2021-3084 2021-3540 2022-1921 2022-2546 2023-0259 2023-0675 2024-0745			\$ 6,615,872	\$ 6,505,130	\$ 110,742			
2A.1 - Fire Station No. 7 Construction Administration Services	9/5/2019	2019-4354 2022-2402			\$ 89,070	\$ 82,450	\$ 6,620			
2A.2 - Fire Station No. 27	3/10/2021 9/28/2022	2020-1242 2022-1263 2022-2333 2022-2393 2024-0536			\$ 7,209,602	\$ 621,829	\$ 6,587,773			
2A.3 - Fire Station No. 16	1/11/2023	2022-2376 2023-0635 2023-0693 2024-1304			\$ 8,380,000	\$ 307,723	\$ 8,072,277			
2A.5 - Fire Station No. 28	7/24/2023	2023-0952 2023-1342			\$ 9,138,750	\$ 572,306	\$ 8,566,444			
2A.6 - Fire Station No. 5	3/20/2023	2023-0371 2023-0396 2023-1344 2023-1297 2024-0536			\$ 8,210,000	\$ 1,025,405	\$ 7,184,595			
2A.4 - Fire Station No. 14	8/16/2023	2023-1033 2023-1343			\$ 1,000,000	\$ 912,773	\$ 87,227			
2A.7 - Security Camera Installations at DeKalb County Fire Stations	9/30/2024	2024-1230			\$ 681,597		\$ 681,597			
2B - Repair Fire Stations and Related Capital Equipment				\$ 3,502,351	\$ 3,100,000	\$ 2,997,530	\$ 102,470	\$ 402,351	\$ -	\$ 402,351
2B.1 - Fire Station Roofs	n/a 07/21/2020	2019-3704 2020-1647 2021-2027			\$ 1,136,640	\$ 1,034,530	\$ 102,110			
2B.2 - Fire Station Alerting Systems (Encoders)	3/8/2021	2021-2314			\$ 1,963,360	\$ 1,963,000	\$ 360			
2C - Upgrade Fire Radio System				\$ 1,694,686	\$ 1,500,000	\$ 1,499,471	\$ 529	\$ 194,686	\$ -	\$ 194,686
2C.1 - Upgrade Fire Radio System	n/a	2018-1789			\$ 1,500,000	\$ 1,499,471	\$ 529			
2D - Purchase Fire Quick Response Units				\$ 2,259,581	\$ 2,000,000	\$ 1,989,669	\$ 10,330	\$ 259,582	\$ -	\$ 259,582
2D.1 - Purchase Fire Quick Response Units	n/a	2018-1695 2018-2547 2020-0010			\$ 2,000,000	\$ 1,989,669	\$ 10,330			

2E - Repair and Replace Police Precinct(s) and Public Safety Facility(s)				\$ 3,227,445	\$ 2,854,316.08	\$ 2,832,657	\$ 21,659.53	\$ 373,128.87	\$ -	\$ 373,128.87
2E.1 - Exchange Building Elevators	5/7/2019	2019-3550			\$ 859,463.64	\$ 859,464	\$ -			
2E.2 - Fire Services Training Facility	8/19/2020	2020-1109 2021-2336 2022-1226			\$ 1,994,852.44	\$ 1,973,193	\$ 21,659.53			
2F - Police Vehicles				\$ 6,333,945.80	\$ 5,606,300	\$ 5,598,745	\$ 7,555	\$ 727,646	\$ -	\$ 727,646
2F.1 - Police Vehicles	n/a	2018-1695 2018-2927 2018-2929 2018-2038			\$ 5,606,300	\$ 5,598,745	\$ 7,555			
2G - Repair or Replace Bobby Burgess Building				\$ 30,843,287	\$ 2,098,249	\$ 507,291	\$ 1,590,958	\$ 28,745,038	\$ 12,422,030	\$ 16,323,008
2G.2 Bobby Burgess Evidence Storage Facility	9/30/2021	2021-3540 2022-2285 2023-0642 2023-1205			\$ 2,098,249	\$ 507,291	\$ 1,590,958		\$ 12,422,030	
2H - Planning & Design for Public Safety Training Facility				\$ 1,355,749	\$ -	\$ -	\$ -	\$ 1,355,749	\$ -	\$ 1,355,749
Repair of Capital Outlay Projects				\$ 64,680,520	\$ 55,059,565	\$ 36,638,682	\$ 18,420,883	\$ 9,620,954	\$ 4,990,769	\$ 4,630,186
Parks and Recreation Repairs				\$ 42,084,705	\$ 35,375,354	\$ 23,102,203	\$ 12,273,151	\$ 6,709,351	\$ 4,697,683	\$ 2,011,669
3A - Athletic Fields				\$ 13,162,062	\$ 11,580,428	\$ 9,229,255	\$ 2,351,172	\$ 1,581,635	\$ -	\$ 1,581,635
3A.10 - Athletic Field A&E Services ¹	1/9/2019	2019-3932 2021-2758 2024-0267			\$ 315,166	\$ -	\$ 315,166			
3A.11 Gresham Park Baseball Fields Renovation	11/23/2020	2020-1553 2020-1579 2021-2720 2022-1755			\$ 2,500,000	\$ 2,216,848	\$ 283,152			
3A.12 Athletic Field Renovations at Exchange, Wade Walker, Midway and Shoal Creek Parks	9/1/2021	2021-3080			\$ 6,719,586	\$ 5,872,980	\$ 846,606			
3A.13 Athletic Field Lighting and Electrical Improvements - Truelove Park	1/26/2022	2022-1165			\$ 500,000	\$ 486,840	\$ 13,160			
3A.14 - Athletic Scoreboards at Hamilton, Rock Chapel and Shoal Creek Parks	7/27/2022 10/11/2022	2022-1942			\$ 110,612	\$ 99,627	\$ 10,985			
3A.15 - Athletic Field Renovations at Hamilton, Redan, and Truelove Parks	7/27/2022 10/11/2022	2023-0059 2024-0419			\$ 1,435,064	\$ 552,960	\$ 882,103			
3B - Renovate Athletic and Recreation Facilities				\$ 9,490,242	\$ 9,226,015	\$ 5,322,104	\$ 3,903,911	\$ 264,227	\$ 650,000	\$ (385,773)
3B.1 - Athletic and Recreation Facility A&E Services ¹	1/9/2019 9/9/2020	2019-3932 2021-2758 2024-0267			\$ 518,167	\$ 219,811	\$ 298,356			
3B.2 - Athletic and Recreation Facility Roofs	5/7/2019	2019-3704 2021-2602 2021-2759 2022-2132 2024-0451 2024-1185			\$ 2,820,494	\$ 2,820,494	\$ -		\$ 650,000	
3B.3 - Athletic and Recreation Facilities Modernizations and Upgrades	5/26/2021 5/22/2022	2021-2016 2021-2574 2022-1594 2022-1751 2023-1617 2024-0225 2024-0912 2024-1000			\$ 4,662,354	\$ 1,362,245	\$ 3,300,108			
3B.4 - Athletic and Recreation Facilities Pavilion, Shelter and Shade Structure Improvements	10/5/2021	2021-3150			\$ 1,225,000	\$ 919,553	\$ 305,447			

3C - Parks, Playgrounds, and Recreational Areas				\$ 7,795,556	\$ 4,247,874	\$ 3,760,200	\$ 487,674	\$ 3,547,683	\$ 3,547,683	\$ -
3C.1 - Lithonia Park New Playground	n/a	2018-1873			\$ 200,000	\$ 200,000	\$ -			
3C.16 - Parks, Playgrounds & Recreational Areas A&E Services ¹	1/9/2019	2019-3932 2021-2758 2024-0267			\$ 422,167	\$ 52,401	\$ 369,766			
3C.17 - Glen Emerald Dam Trail Improvements		2021-2151 2021-2576 2022-2242			\$ 500,047	\$ 500,047	\$ 0			
3C.18 - Parks, Playgrounds & Recreational Areas	3/16/2022	2022-1502 2022-1625 2022-1887 2022-2107 2023-0349 2023-0355 2024-0121 2024-0491			\$ 3,125,659	\$ 3,007,752	\$ 117,907		\$ 3,547,683	
3D - Pools and Other Aquatics Facilities				\$ 4,462,673	\$ 3,939,500	\$ 498,441	\$ 3,441,059	\$ 523,173	\$ -	\$ 523,173
3D.1 - Pools and Other Aquatic Facilities A&E Services ¹	1/9/2019	2021-2758			\$ 204,500	\$ 192,537	\$ 11,963			
3D.2 - NH Scott Park Pool Renovations and Upgrades	9/1/2021	2022-1126 2023-0060 2023-0668 2024-0805			\$ 3,735,000	\$ 305,904	\$ 3,429,096			
3E - Resurfacing Trails and Paved Areas				\$ 3,389,372	\$ 3,000,000	\$ 1,820,784	\$ 1,179,216	\$ 389,372	\$ 500,000	\$ (110,628)
3E.1 - Resurfacing at DeKalb County Parks (Mary Scott, Hidden Acres, Chestnut Street, Rock Chapel and Gresham)	3/28/2019	2018-1657 2021-2827 2021-3410 2022-1448 2024-1402			\$ 3,000,000	\$ 1,820,784	\$ 1,179,216		\$ 500,000	
3F - Sugar Creek Golf and Tennis Action Plan			2018-2771	\$ 1,129,791	\$ 1,000,000	\$ 1,000,000	\$ -	\$ 129,791	\$ -	\$ 129,791
3F.1.1 - Sugar Creek Golf and Tennis Musco Lighting	n/a	2018-1750			\$ 400,000	\$ 400,000	\$ -			
3F.1.3 - Sugar Creek Golf Bridge Repair/Replacement	3/21/2019	2019-3918			\$ 600,000	\$ 600,000	\$ -			
3G - Tennis Court Resurfacing				\$ 2,429,050	\$ 2,181,538	\$ 1,271,419	\$ 910,119	\$ 247,512	\$ -	\$ 247,512
3G.1 - Repair and Replacement of various Tennis Facilities and Basketball Courts in DeKalb County Parks	8/19/2020	2021-2140 2021-2141 2021-3017 2021-3151 2023-0157 2024-0952			\$ 2,181,538	\$ 1,271,419	\$ 910,119		\$ -	
3H - Stream Bank Restoration / Drainage and Stormwater Improvements				\$ 225,958	\$ 200,000	\$ 200,000	\$ -	\$ 25,958	\$ -	\$ 25,958
3H.1 - Stream Bank Restoration / Drainage and Stormwater Improvements	12/4/2020	2018-2912 2020-0658 2022-2224 2023-0849 2024-0226			\$ 200,000	\$ 200,000	\$ -			

General Repairs				\$ 22,595,815	\$ 19,684,211	\$ 13,536,479	\$ 6,147,732	\$ 2,911,603	\$ 293,086	\$ 2,618,517
3I - County Courthouse Administrative Complex, Including Parking				\$ 18,641,547	\$ 16,184,211	\$ 10,121,585	\$ 6,062,626	\$ 2,457,336	\$ 98,400	\$ 2,358,936
3I.1 Repairs to Courthouse Parking Deck ⁵	9/29/2021	2022-1134 2022-2012 2022-2245 2023-0293 2024-0266 2024-0487 2024-1386			\$ 11,751,998	\$ 5,750,364	\$ 6,001,634		\$ 98,400	
3I.5.2 - DeKalb County Court Building HVAC Equipment Improvements	6/3/2021	2021-2501			\$ 910,000	\$ 910,000	\$ -			
3I.5.3 - DeKalb County Court Building Elevators	5/7/2019 4/10/2023	2019-3550 2023-0450 2023-0484 2024-0128			\$ 1,046,169	\$ 914,398	\$ 131,771			
3I.5.4 - DeKalb County Court Building Security Improvements	3/28/2022 1/12/2023	2022-1683 2023-0363 2023-0703			\$ 804,944	\$ 875,723	\$ (70,779)			
3I.5.7 - DeKalb County Court Building Roof Repairs and Improvements	6/3/2021	2021-2759			\$ 1,671,100	\$ 1,671,100	\$ -			
3J - General Senior Center Repairs				\$ 1,129,791	\$ 1,000,000	\$ 915,026	\$ 84,974	\$ 129,791	\$ -	\$ 129,791
3J.1.1 - Lou Walker Senior Center (1) HVAC (2) Heat Exchanger (3) WSHF 45 Replacement	n/a	2018-1788 2020-0181			\$ 242,871	\$ 242,372	\$ 499			
3J.1.2 - 30 Warren St Senior Ctr (1) HVAC (2) Boiler Pump	3/12/2020	2020-0181			\$ 293,324	\$ 293,324	\$ -			
3J.2.1 - 30 Warren Street Senior Center Roof Repair	5/7/2019	2020-0445			\$ 178,576	\$ 145,322	\$ 33,254			
3J.3.1 - 30 Warren Street Senior Center Elevator Repair	12/9/2020	2020-0679			\$ 183,089	\$ 178,944	\$ 4,145			
3J.3.2 - Lou Walker Senior Center Elevator Repair	n/a	2021-2280			\$ 9,600	\$ 9,600	\$ -			
3J.4.1 - Lou Walker Senior Center Erosion Control Landscaping		2021-2708			\$ 16,730	\$ 16,730	\$ -			
3J.4.2 - 30 Warren Senior Center Concrete Slab Enclosure		2020-0181			\$ 28,734	\$ 28,734	\$ -			
General Senior Center Repairs HVAC Unallocated		2020-0181			\$ 47,075	\$ -	\$ 47,075			
3K - Repair of County Owned Health Care Facilities				\$ 1,129,791	\$ 1,000,000	\$ 1,000,000	\$ -	\$ 129,791	\$ -	\$ 129,791
3K.1.1 - Richardson Health Care Facility HVAC	n/a	2018-1788			\$ 723,186	\$ 723,186	\$ -			
3K.1.2 - N DeKalb Health Center HVAC	3/12/2020	2020-0181			\$ 276,814	\$ 276,814	\$ -			
3L - General Library Repairs				\$ 1,694,686	\$ 1,500,000	\$ 1,499,868	\$ 132	\$ 194,686	\$ 194,686	\$ 0
3L.1 - Dumbwaiter System @ Decatur Main Library	5/9/2019	2019-3550			\$ 71,378	\$ 71,378	\$ -			
3L.2.1 - Flat Shoals Library Roof	5/9/2019	2019-3704 2020-0445 2021-2602 2022-1237			\$ 83,613	\$ 83,613	\$ -			
3L.3 - DeKalb County Library Facility Bathroom Renovations	9/29/2021 2/14/2022 7/13/2023	2022-1239 2022-1221 2023-0752 2024-1202			\$ 1,345,009.80	\$ 1,344,877	\$ 132		\$ 194,686	
General Administrative Cost for All Projects				\$ 6,576,110	\$ 6,576,110	\$ 5,836,057	\$ 740,053	\$ -	\$ -	\$ -
4A - General Administrative ⁷	3/21/2019	2018-2272		\$ 6,576,110	\$ 6,576,110	\$ 5,836,057	\$ 740,053			

¹On-call budget amounts were split equally among the requested categories for A&E Services. Authorized budget amounts may be redistributed among categories as bids are received from vendors for specified scopes of work.

²Contract expired before funds were utilized. (SiteMix)

³Budget reflects CO's #1 and #3 approved by BOC on 11/15/2022 (2022-1826), 8/8/2023 (2023-0858) respectively, and a portion of CO#4 approved on 5/28/2024 (2024-0535).

⁴Total SPLOST Contribution anticipated to be \$20,000,000 if funding is available.

⁵Budget includes \$14,984 that was authorized by the COO on 11/1/2022.

⁶Revised Referendum Budget applies original category allocation percentages against the additional revenue generated by the program and is updated quarterly.

⁷Authorized budget increased to match the available budget to support County administrative fees (no BOC action).

⁸Authorized budget increased to support right of way fees (no BOC action).

SPLOST II AGENDA ITEM STATUS REPORT

SPLOST II Agenda Item Status as of 11/30/2024



	PIP Approval Date	Agenda Item No.	Referendum Budget	Authorized				Pending	
				Budget	Expended	Authorized Budget Balance	Referendum Budget Balance	Budget	Referendum Budget Balance
DeKalb County SPLOST II			\$ 496,086,000	\$ 31,300,000	\$ 349,244	\$ 30,950,756	\$ 464,786,000	\$ -	\$ 464,786,000
SPLOST II Resolution - Project List Regulation		2023-0285							
SPLOST II Resolution to Continue EHOST and Impose SPLOST		2023-1448							
SPLOST II Administration		2023-0858 2024-0535							
SPLOST II Creation of a Citizens Oversight Committee		2024-0797							
A. Public Safety Purposes			\$ 91,800,000	\$ 2,500,000	\$ 346,244	\$ 2,153,756	\$ 89,300,000	\$ -	\$ 89,300,000
Administration			\$ 4,812,650						
A1 - Fire Station(s)			\$ 52,258,740	\$ -	\$ -	\$ -	\$ 52,258,740	\$ -	\$ 52,258,740
A2 - Police Facilities (including Bobby Burgess Replacement)			\$ 18,051,296	\$ -	\$ -	\$ -	\$ 18,051,296	\$ -	\$ 18,051,296
A3 - Courts			\$ 8,622,929	\$ -	\$ -	\$ -	\$ 8,622,929	\$ -	\$ 8,622,929
A4 - Animal Welfare Facility			\$ 7,106,810	\$ 2,500,000	\$ 346,244	\$ 2,153,756	\$ 4,606,810	\$ -	\$ 4,606,810
A4.1 - Animal Shelter	6/21/2024	2024-0450 2024-0774 2024-0775 2024-0771		\$ 2,500,000	\$ 346,244	\$ 2,153,756			
A5 - Detention Facility Planning			\$ 947,575	\$ -	\$ -	\$ -	\$ 947,575	\$ -	\$ 947,575
B. Transportation Projects			\$ 253,986,000	\$ 7,700,000	\$ 3,000	\$ 7,697,000	\$ 246,286,000	\$ -	\$ 246,286,000
Administration			\$ 13,315,314						
B1 - Roads and Streets			\$ 184,966,565	\$ 3,000,000	\$ 3,000	\$ 2,997,000	\$ 181,966,565	\$ -	\$ 181,966,565
B1.1 - Crestline Roundabout and Sidewalk	9/9/2024	2024-0450		\$ 2,500,000	\$ 3,000	\$ 2,497,000			
B1.2 - Cedar Grove Traffic Easeabouts		2024-1071		\$ 500,000	\$ -	\$ 500,000			
B2 - Sidewalks			\$ 25,015,970	\$ 3,200,000	\$ -	\$ 3,200,000	\$ 21,815,970	\$ -	\$ 21,815,970
B2.1 - Infrastructure Fund (sidewalk gaps, repairs, etc)		2024-1071		\$ 350,000		\$ 350,000			
B2.2 - ADA Transition Plan Update, Phase 1 Infrastructure		2024-1071		\$ 250,000		\$ 250,000			
B2.3 - McElroy Road Sidewalk Project		2024-1071		\$ 2,600,000		\$ 2,600,000			
B3 - Bicycle Paths/Lanes/Multi-use Trails			\$ 18,369,681	\$ 1,500,000	\$ -	\$ 1,500,000	\$ 16,869,681	\$ -	\$ 16,869,681
B3.1 - Sagamore to Leafmore On-Street Bicycle Path		2024-1071		\$ 1,500,000	\$ -	\$ 1,500,000			
B4 - Bridges			\$ 10,423,321	\$ -	\$ -	\$ -	\$ 10,423,321	\$ -	\$ 10,423,321
B5 - Gateways and Streetscapes			\$ 1,895,149	\$ -	\$ -	\$ -	\$ 1,895,149	\$ -	\$ 1,895,149
C. Multi-Generational Recreation and Community Purposes			\$ 83,750,000	\$ 19,500,000	\$ -	\$ 19,500,000	\$ 64,250,000	\$ -	\$ 64,250,000
Administration			\$ 4,390,626						
C1 - Parks and Recreation Facilities			\$ 48,089,412	\$ 16,650,000	\$ -	\$ 16,650,000	\$ 31,439,412	\$ -	\$ 31,439,412
C1.1 - Fisher Trail Park Development		2024-1071		\$ 150,000		\$ 150,000			
C1.2 - Pleasantdale Park Concession Buildings and Synthetic Turf Soccer Fields		2024-1071		\$ 2,000,000		\$ 2,000,000			
C1.3 - DeKalb Tennis Center		2024-1071		\$ 4,500,000		\$ 4,500,000			
C1.4 - Lucious Sanders Recreation Center		2024-1071		\$ 10,000,000		\$ 10,000,000			
C2 - Multi-Generational Facilities			\$ 19,662,173	\$ 2,750,000	\$ -	\$ 2,750,000	\$ 16,912,173	\$ -	\$ 16,912,173
C2.2 Callanwolde Fine Arts Center		2024-0437		\$ 2,750,000	\$ -	\$ 2,750,000			
C3 - Libraries			\$ 11,607,789	\$ 100,000	\$ -	\$ 100,000	\$ 11,507,789	\$ -	\$ 11,507,789
C3.1 - Decatur Library Basement Renovation		2024-1071		\$ 100,000	\$ -	\$ 100,000			
D. Capital Outlay Projects Owned or Operated by the County			\$ 66,550,000	\$ 1,600,000	\$ -	\$ 1,600,000	\$ 64,950,000	\$ -	\$ 64,950,000
Administration			\$ 3,488,909						
D1 - Water, Sewer and/or Stormwater Facilities			\$ 29,185,298	\$ -	\$ -	\$ -	\$ 29,185,298	\$ -	\$ 29,185,298
D2 - Physical and Mental Health Facilities			\$ 14,213,619	\$ -	\$ -	\$ -	\$ 14,213,619	\$ -	\$ 14,213,619
D3 - Intergovernmental Capital Outlay Projects			\$ 7,580,597	\$ -	\$ -	\$ -	\$ 7,580,597	\$ -	\$ 7,580,597
D4 - Commission District Discretionary Projects			\$ -	\$ -	\$ -	\$ -	\$ -	\$ -	\$ -
D4.1 - District 1 Discretionary Projects			\$ 947,575	\$ -	\$ -	\$ -	\$ 947,575	\$ -	\$ 947,575
D4.2 - District 2 Discretionary Projects			\$ 947,575	\$ -	\$ -	\$ -	\$ 947,575	\$ -	\$ 947,575
D4.3 - District 3 Discretionary Projects			\$ 947,575	\$ 600,000	\$ -	\$ 600,000	\$ 347,575	\$ -	\$ 347,575
D4.3.1 - Glenwood Road Decorative Pedestrian Lighting	8/2/2024 9/30/2024	2024-0374		\$ 100,000	\$ -	\$ 100,000			
D4.3.2 - Sugar Creek Tennis and Pickle Ball Courts		2024-0345		\$ 500,000		\$ 500,000			
D4.4 - District 4 Discretionary Projects			\$ 947,575	\$ -	\$ -	\$ -	\$ 947,575	\$ -	\$ 947,575
D4.5 - District 5 Discretionary Projects			\$ 947,575	\$ 200,000	\$ -	\$ 200,000	\$ 747,575	\$ -	\$ 747,575
D4.5.1 - Lou Walker Senior Center Outdoor Infrastructure Upgrades		2024-0612		\$ 200,000		\$ 200,000			
D4.6 - District 6 Discretionary Projects			\$ 947,575	\$ -	\$ -	\$ -	\$ 947,575	\$ -	\$ 947,575
D4.7 - District 7 Discretionary Projects			\$ 947,575	\$ -	\$ -	\$ -	\$ 947,575	\$ -	\$ 947,575
D5 - Renewable Energy Project(s)			\$ 5,448,554	\$ 800,000	\$ -	\$ 800,000	\$ 4,648,554	\$ -	\$ 4,648,554
D5.1 - EV Charging Stations		2024-1027		\$ 800,000		\$ 800,000			

* On 3/26/24 BOC approved 2024-0332 for a federal funding request that identified SPLOST funds as a potential match for the following: Dist. 2 Clairmont Rd Reliever Connection Scoping Study; Dist. 2 Frazier Rowe Playground Replacement; Dist. 2 Zonolite Park Trail.

PROCUREMENT SUMMARY

Project	Vendor	Contract Title	Current Contract Amount (Including CO's)
2018 LMIG Resurfacing	Pittman Construction Company	2018 LMIG Road Resurfacing Projects (365 Day Contract)	\$7,884,218.24
Phase One SPLOST Resurfacing	Pittman Construction Company	Phase One SPLOST - Road Resurfacing Projects Area B	\$12,824,989.24
Phase One SPLOST Resurfacing	Pittman Construction Company	Phase One SPLOST - Road Resurfacing Projects Area C	\$10,147,207.03
Phase One SPLOST Resurfacing	C. W. Matthews Contracting Co.	Phase One SPLOST - Road Resurfacing Projects Area A	\$12,955,725.40
Phase Two SPLOST Resurfacing	HEH Paving, Inc.	HEH - Phase Two SPLOST Resurfacing Area B	\$16,204,048.44
Phase Two SPLOST Resurfacing	ER Snell	ER Snell - Phase Two SPLOST Resurfacing Area A	\$22,483,778.80
Rockbridge Road Roadway Stabilization	Reeves + Young, LLC	Rockbridge Road Asbestos Cement Water Main Replacement	\$1,000,000.00
2019 LMIG Resurfacing	HEH Paving, Inc.	2019 LMIG Road Resurfacing	\$11,554,668.64
Advance Patching / Pothole Repair	Greenway One	Advance Patching / Pothole Repair	\$55,761.26
Advance Patching / Pothole Repair	A&S Paving	Advance Patching / Pothole Repair	\$142,550.10
Advance Patching / Pothole Repair	HEH Paving, Inc.	Advance Patching / Pothole Repair	\$144,230.98
Advance Patching / Pothole Repair	HEH Paving, Inc.	Cedar Grove Bridge Detour Route	\$157,457.66
2020 LMIG Resurfacing	Pittman Construction Company	2020 LMIG Resurfacing - Pittman - SPLOST	\$11,475,975.33
2021 LMIG Resurfacing	HEH Paving, Inc.	2021 LMIG HEH Paving	\$14,893,107.61
2022 LMIG Resurfacing	C. W. Matthews Contracting Co.	2022 LMIG Resurfacing - CW Matthews	\$23,772,020.00
2023 LMIG Resurfacing	C. W. Matthews Contracting Co.	2023 LMIG C.W. Matthews	\$25,692,675.58
2024 LMIG Resurfacing	ER Snell	2024 LMIG Resurfacing ER Snell	\$20,821,478.20
Rockbridge Road from Allgood Rd to Rowland Rd	ER Snell	Road Widening, Sidewalks, Bike Lanes (Rockbridge Road - Allgood to Rowland Rd)	\$1,430,894.20
Rockbridge Road from Allgood Rd to Rowland Rd	ER Snell	Road Widening, Sidewalks, Bike Lanes (Rockbridge Road - Allgood to Rowland Rd)	\$441,600.00
Rockbridge Road from Allgood Rd to Rowland Rd	ER Snell	Road Widening, Sidewalks, Bike Lanes (Rockbridge Road - Allgood to Rowland Rd)	\$871,587.42
Rockbridge Road from Allgood Rd to Rowland Rd	ER Snell	Road Widening, Sidewalks, Bike Lanes (Rockbridge Road - Allgood to Rowland Rd)	\$2,310,185.63
Rockbridge Road from Allgood Rd to Rowland Rd	Georgia Power	Georgia Power - Decorative Street Lighting	\$85,000.00
Rockbridge Road from Allgood Rd to Rowland Rd	Georgia Department of Transportation	GDOT Construction Oversight for Rockbridge Road	\$15,000.00
Rockbridge Road from Allgood Rd to Rowland Rd	Georgia Power	Relocation of Overhead Powerlines on Rockbridge Road	\$75,575.80
Rockbridge Road from Allgood Rd to Rowland Rd	A&S Paving	Rockbridge Road Stormwater Pond Retrofit	\$175,000.00
Flat Shoals, Henderson, Salem Roads Sidewalks	Precision 2000, Inc.	ITB-18-101024 DEKALB SIDEWALK PROGRAM: PHASE 2C (SALEM, HENDERSON ROAD AND FLAT SHOALS) PI# 0007618/0008268	\$1,926,471.59
Flat Shoals, Henderson, Salem Roads Sidewalks	Precision 2000, Inc.	ITB-18-101024 DEKALB SIDEWALK PROGRAM: PHASE 2C (SALEM, HENDERSON ROAD AND FLAT SHOALS) PI# 0007618/0008268	\$623,663.77
Flat Shoals, Henderson, Salem Roads Sidewalks	Precision 2000, Inc.	ITB-18-101024 DEKALB SIDEWALK PROGRAM: PHASE 2C (SALEM, HENDERSON ROAD AND FLAT SHOALS) PI# 0007618/0008268	\$4,553,597.91
Flat Shoals, Henderson, Salem Roads Sidewalks	Precision 2000, Inc.	ITB-18-101024 DEKALB SIDEWALK PROGRAM: PHASE 2C (SALEM, HENDERSON ROAD AND FLAT SHOALS) PI# 0007618/0008268	\$184,171.59
South River Trail Phase 5 (Michelle Obama Trail)	Massana Construction	South River Trail Phase 5	\$3,811,206.22
A/E Services for Transportation (On-Call)	AtkinsRealis USA Inc.	Atkins WA#10 Cedar Grove Stormwater	\$21,000.00
A/E Services for Transportation (On-Call)	Vanasse Hangen Brustlin, Inc.	WA#6 Kensington Trail Phase I - Concept Design	\$306,190.00
A/E Services for Transportation (On-Call)	Arcadis US, Inc.	WA#6 Arcadis - DeKalb Ave Quiet Zone Crossing CSX	\$39,560.40
A/E Services for Transportation (On-Call)	Arcadis US, Inc.	WA#10 Arcadis - Survey, ROW and Design	\$34,193.00
A/E Services for Transportation (On-Call)	Arcadis US, Inc.	Arcadis WA#12 Frazier Road Hydro Analysis	\$11,804.00

Project	Vendor	Contract Title	Current Contract Amount (Including CO's)
A/E Services for Transportation (On-Call)	Arcadis US, Inc.	WA#9 Arcadis Frazier Rd Bridge Eval and Sidewalk Concept	\$78,869.00
A/E Services for Transportation (On-Call)	AECOM	N. Druid Hills at Birch Turn Lane - Survey, Env., Prelim Plans	\$111,273.00
North Druid Hills Road/Valley Brook Road Corridor Study	KCI Technologies Inc.	KCI - N Druid Hills Corridor Study	\$474,000.00
East Rock Springs Road Roundabout	Kimley-Horn and Associates, Inc.	WA#32 E. Rock Springs Roundabout Drainage Redesign	\$11,154.00
East Rock Springs Road Roundabout	Kimley-Horn and Associates, Inc.	WA#26 E. Rock Spring Roundabout Sidewalk Extension Design	\$15,028.00
East Rock Springs Road Roundabout	Kimley-Horn and Associates, Inc.	East Rock Springs Road Roundabout Design	\$89,652.12
East Rock Springs Road Roundabout	Kimley-Horn and Associates, Inc.	WA#25 E. Rock Spring Roundabout Drainage Design	\$21,161.00
East Rock Springs Road Roundabout	ROW Property Owner	Land Acquisition - Patricia A. Coe	\$500.00
East Rock Springs Road Roundabout	ROW Property Owner	Land Acquisition - Jeanne M. Hall	\$500.00
East Rock Springs Road Roundabout	ROW Property Owner	Land Acquisition - Carole T. Florence	\$500.00
East Rock Springs Road Roundabout	ROW Property Owner	Land Acquisition - Joanna Stamatiades	\$12,710.00
East Rock Springs Road Roundabout	Gene A. Shaffer	Gene A Shaffer - ROW Attorney	\$1,000.00
East Rock Springs Road Roundabout	DeKalb County Superior Court	DeKalb Superior Court Deed Recording Fees	\$125.00
2021 LMIG Pavement Marking Safety Upgrades	Peek Pavement Marking, Inc.	2021 LMIG Pavement Marking Safety Upgrades	\$297,296.60
Constitution Road Freight Corridor Operational and Safety Improvements - Phase 1	Gene A. Shaffer	ROW - Gene Shaffer	\$3,000.00
Constitution Road Freight Corridor Operational and Safety Improvements - Phase 1	Anderson Appraisal Associates, Inc.	Anderson Appraisal Associates, Inc.	\$20,750.00
Panola Road Improvements	Arcadis US, Inc.	Arcadis Panola Road Scoping Study	\$288,993.00
Redan Road Safety and Operations Improvements Study	KCI Technologies Inc.	KCI Redan Corridor Study	\$379,000.00
Orion Drive Bridge Upgrade / Replacement	AECOM	WA#8 AECOM Orion Drive Bridge Evaluation	\$36,200.00
Orion Drive Bridge Upgrade / Replacement	AECOM	WA#13 AECOM - Construction Plans	\$49,400.00
Cedar Grove Bridge Replacement	C. W. Matthews Contracting Co.	CW Matthews - Cedar Grove Bridge Design Build	\$4,786,691.00
Pleasantdale Road Pedestrian Improvements Design	Georgia Department of Transportation	GDOT Oversight - Pleasantdale Rd Ped Improvements	\$2,000.00
Flat Shoals Parkway Sidewalk Design	Georgia Department of Transportation	GDOT Oversight - Flat Shoals Sidewalk	\$2,000.00
2023 LMIG Pavement Marking Safety Upgrades	Tidwell Traffic Solutions	Tidwell - Shallowford Road Restriping	\$24,255.05
Briarcliff Road at Chalmette - Rectangular Rapid Flashing Beacon Crosswalks	DAF Concrete, Inc.	DAF Concrete Inc. Briarcliff Road RRFB	\$180,808.00
DeKalb Avenue Quiet Zone CSX Crossing	CSX Transportation, Inc.	CSX Design Review	\$12,000.00
Pedestrian Improvements (Ph. 1 and 2)	SD&C, Inc.	Phase 1 Sidewalks & Roadways (Multi-year)	\$148,915.30
Pedestrian Improvements (Ph. 1 and 2)	SD&C, Inc.	Phase 2 Sidewalks & Roadways (Multi-Year)	\$255,411.00
Pedestrian Improvements (Ph. 1 and 2)	Autaco Development	Phase 2 Sidewalks & Roadways (Multi-year)	\$205,840.00
Pedestrian Improvements (Ph. 1 and 2)	Autaco Development	Phase 1 Sidewalks & Roadways (Multi-year)	\$288,122.55
South Fork Peachtree Creek Trail/Old Clairmont Road	Lori's Transportation & Excavation LLC	Paving Work on Old Clairmont Road	\$20,720.35
A/E Services for Transportation (On-Call)	Vanasse Hangen Brustlin, Inc.	WA#2 GDOT Off-System Safety Improvements at 11 Locations A/E	\$93,330.00
A/E Services for Transportation (On-Call)	Vanasse Hangen Brustlin, Inc.	WA#3 Snapfinger Woods Drive Sidewalk Concept Alternatives	\$205,900.00
A/E Services for Transportation (On-Call)	Vanasse Hangen Brustlin, Inc.	WA#5 Pedestrian Crossings at Three Locations: Central Dr, Indian Creek Way, Redan Rd	\$34,680.00
A/E Services for Transportation (On-Call)	AECOM	WA#15 Medlock Road Sidewalk Improvements	\$273,295.00
Glenwood Road Sidewalk Ph. 3	Kimley-Horn and Associates, Inc.	Kimley Horn WA33 Construction Phase Svcs	\$57,299.00
Glenwood Road Sidewalk Ph. 3	Kimley-Horn and Associates, Inc.	WA#29 Glenwood Road Sidewalk Wall Redesign	\$21,716.65
Glenwood Road Sidewalk Ph. 3	Kimley-Horn and Associates, Inc.	Engineering and Design Services for Public Works Transportation and Infrastructure Projects	\$328,248.00
Glenwood Road Sidewalk Ph. 3	ROW Property Owner	Land Acquisition Payments	\$141,485.73
McAfee Road Sidewalk	Georgia Power	Georgia Power	\$150,000.00
McAfee Road Sidewalk	DAF Concrete, Inc.	McAfee Road Sidewalk Construction - DAF	\$375,132.00

Project	Vendor	Contract Title	Current Contract Amount (Including CO's)
Snapfinger Woods Drive Sidewalk	Gene A. Shaffer	Gene Shaffer Title Examination and Certificates	\$1,250.00
A/E Services for Transportation (On-Call)	AtkinsRealis USA Inc.	Atkins - Rockbridge Road Mini Roundabout Concept	\$65,700.00
A/E Services for Transportation (On-Call)	Arcadis US, Inc.	WA#1 Arcadis Stewart Mill Rd at Bermuda Rd Roundabout Survey and Concept	\$61,838.00
A/E Services for Transportation (On-Call)	Arcadis US, Inc.	WA#5 Arcadis Stewart Mill at Bermuda Roundabout Prelim. Plans	\$196,569.80
A/E Services for Transportation (On-Call)	Arcadis US, Inc.	WA#7 Arcadis - Stewart Mill at Bermuda ROW Plans	\$23,652.00
A/E Services for Transportation (On-Call)	Arcadis US, Inc.	WA#8 Arcadis - Stewart Mill at Bermuda Roundabout - Final Plans	\$83,326.00
A/E Services for Transportation (On-Call)	AECOM	WA#17 AECOM S. Hairston at Brasac Safety	\$8,025.00
A/E Services for Transportation (On-Call)	AECOM	AECOM WA#14 Rectangular Rapid Flashing Beacons at 4 Crosswalks	\$43,070.00
Cedar Grove Road Bridge Detour Route Improvements	HEH Paving, Inc.	Cedar Grove Bridge Detour Route	\$245,000.00
North Decatur Road Improvements	Peek Pavement Marking, Inc.	Peek North Decatur Rd Pavement Markings	\$4,975.00
North Decatur Road Improvements	SD&C, Inc.	SD&C North Decatur Road Improvements Construction	\$670,699.30
North Decatur Road Improvements	Kimley-Horn and Associates, Inc.	North Decatur Road Improvements Design	\$56,703.88
Redan at South Stone Mountain Lithonia Road Signal	CSX Transportation, Inc.	CSX Transportation	\$32,957.00
South Peachtree Creek Trail Feasibility Study	PATH Foundation	South Peachtree Creek Trail Study	\$30,700.00
Ready Mix Concrete for Multi Use Trails	SiteMix LLC	Ready Mix Concrete (Annual Contract - 2nd Renewal of 2 Options to Renew)	\$0.00
A/E Services for Transportation (On-Call)	Vanasse Hangen Brustlin, Inc.	WA#4 Kensington Trail Ph I - Traffic Counts	\$12,470.00
A/E Services for Transportation (On-Call)	Vanasse Hangen Brustlin, Inc.	WA#7 VHB Kensington Trail Ph 1 Design	\$754,395.00
Old Castle Multi-Use Trail (S. River Trail Phase 7)	Anderson Appraisal Associates, Inc.	Old-Castle Multi-Use Trail ROW Appraisals	\$3,250.00
Old Castle Multi-Use Trail (S. River Trail Phase 7)	Anderson Appraisal Associates, Inc.	Old-Castle Multi-Use Trail ROW Appraisals	\$1,275.00
Old Castle Multi-Use Trail (S. River Trail Phase 7)	Anderson Appraisal Associates, Inc.	Old-Castle Multi-Use Trail ROW Appraisals	\$1,950.00
Old Castle Multi-Use Trail (S. River Trail Phase 7)	Anderson Appraisal Associates, Inc.	Old-Castle Multi-Use Trail ROW Appraisals	\$12,750.00
Old Castle Multi-Use Trail (S. River Trail Phase 7)	Gene A. Shaffer	Gene A Shaffer - ROW Attorney	\$900.00
Old Castle Multi-Use Trail (S. River Trail Phase 7)	Gene A. Shaffer	Gene A Shaffer - ROW Attorney	\$1,250.00
A/E Services for Transportation (On-Call) (Cedar Grove Bridge Prel. Design)	AECOM	WA#1 AECOM Cedar Grove Costing Plans and Precon	\$32,300.00
A/E Services for Transportation (On-Call) (Cedar Grove Bridge Prel. Design)	AECOM	WA#1 AECOM Cedar Grove Costing Plans and Precon	\$302,700.00
A/E Services for Transportation (On-Call) (Cedar Grove Bridge Prel. Design)	Matrix Engineering Group, Inc.	Matrix - Cedar Grove Infiltration Testing	\$1,440.00
Cedar Grove Road Bridge Design-Build	AECOM	AECOM WA3 Cedar Grove Road Bridge - Plats and Legal Desc's	\$6,000.00
Cedar Grove Road Bridge Design-Build	AECOM	AECOM WA11 ROW Staking Cedar Grove Bridge	\$6,510.00
Cedar Grove Road Bridge Design-Build	Norfolk Southern Railway Company	Cedar Grove Bridge Crossing Modifications	\$25,000.00
Cedar Grove Road Bridge Design-Build	C. W. Matthews Contracting Co.	CW Matthews - Cedar Grove Bridge GDOT	\$500,000.00
Cedar Grove Road Bridge Design-Build	C. W. Matthews Contracting Co.	CW Matthews - Cedar Grove Bridge Design Build	\$6,444,040.00
Cedar Grove Road Bridge Design-Build	C. W. Matthews Contracting Co.	CW Matthews - Cedar Grove Bridge - Watershed	\$435,000.00
Cedar Grove Road Bridge Design-Build	Palacios Engineering Inc	Palacios Engineering - Cedar Grove Bridge	\$15,500.00
Cedar Grove Road Bridge Design-Build	WP Consulting Inc.	WP Consulting Appraisals	\$21,100.00
Cedar Grove Road Bridge Design-Build	Gene A. Shaffer	Gene A Shaffer - ROW Attorney	\$2,100.00
Cedar Grove Road Bridge Design-Build	DeKalb County Superior Court	DeKalb County Clerk of Court Deed Recording	\$100.00
Cedar Grove Road Bridge Design-Build	ROW Property Owner	ROW Property Acquisition - Parcel Purchase	\$344,000.00
A/E Services for Transportation (On-Call)	Arcadis US, Inc.	Arcadis Briarcliff Rd Sidewalk Concept Design	\$85,467.00
A/E Services for Transportation (On-Call)	Arcadis US, Inc.	Arcadis Briarcliff Sidewalk - Prelim and Final	\$110,861.00
A/E Services for Transportation (On-Call)	AtkinsRealis USA Inc.	Atkins WA9 - Traffic Signal Design at 3 Locations	\$113,000.00
A/E Services for Transportation (On-Call)	AECOM	WA16 - AECOM - N. Clarendon at E. Ponce de Leon Signal Design	\$31,308.00

Project	Vendor	Contract Title	Current Contract Amount (Including CO's)
A/E Services for Transportation (On-Call)	AECOM	AECOM - Scott at N. Decatur Traffic Analysis and Concept	\$90,218.12
A/E Services for Transportation (On-Call)	AECOM	AECOM N Decatur at Parkdale Traffic Signal and PHB Design	\$28,965.00
A/E Services for Transportation (On-Call)	AECOM	AECOM DeKalb Industrial at Milscoff Drive Traffic Signal ROW Plans	\$4,300.00
A/E Services for Transportation (On-Call)	AECOM	AECOM DeKalb Industrial at Milscoff Drive Traffic Signal Plans	\$13,430.00
Pleasantdale Road Pedestrian Crossing Improvements	RJ Haynie & Associates, Inc.	RJ Haynie - Pleasantdale Rd Crossing	\$168,402.10
GDOT Bridges over I-285 (Glenwood Rd, Covington Hwy, Redwing Cr)	Georgia Department of Transportation	IGA - GDOT Bridges over I-285	\$370,000.00
GDOT Bridges over I-285 (Glenwood Rd, Covington Hwy, Redwing Cr)	Georgia Department of Transportation	GDOT Bridges over I-285 Parapets Funding	\$525,000.00
Transportation Program Management	Atlas Technical Consultants (ATC)	WA 20 CEI 1A.3 Phase 2 Resurfacing	\$313,115.00
Transportation Program Management	Atlas Technical Consultants (ATC)	WA 21 CEI 1A.11 2022 LMIG Resurfacing	\$563,869.08
Transportation Program Management	Atlas Technical Consultants (ATC)	WA 18 DeKalb County SPLOST Program Management Services	\$4,426,309.31
Transportation Program Management	Atlas Technical Consultants (ATC)	WA 19 CEI 1A.10 2021 LMIG Resurfacing	\$397,573.20
Transportation Program Management	Atlas Technical Consultants (ATC)	WA 14 CEI Services for 2020 LMIG Resurfacing	\$512,184.19
Transportation Program Management	Atlas Technical Consultants (ATC)	WA 13 DeKalb County SPLOST Program Management Services	\$2,324,105.89
Transportation Program Management	Atlas Technical Consultants (ATC)	Unallocated Atlas Contract	\$19,175,385.00
Transportation Program Management	Atlas Technical Consultants (ATC)	WA 12 DeKalb County SPLOST Program Management Services	\$62,400.80
Transportation Program Management	Atlas Technical Consultants (ATC)	WA 1 DeKalb County SPLOST Program Management Services	\$772,279.00
Transportation Program Management	Atlas Technical Consultants (ATC)	WA 3 DeKalb County SPLOST Program Management Services	\$1,131,943.90
Transportation Program Management	Atlas Technical Consultants (ATC)	WA 2 DeKalb County SPLOST Program Management Services	\$271,857.27
Transportation Program Management	Atlas Technical Consultants (ATC)	WA 4 DeKalb County SPLOST Program Management Services	\$970,482.97
Transportation Program Management	Atlas Technical Consultants (ATC)	WA 6 DeKalb County SPLOST Program Management Services	\$693,895.71
Transportation Program Management	Atlas Technical Consultants (ATC)	WA 9 DeKalb County SPLOST Program Management Services	\$9,546.57
Transportation Program Management	Atlas Technical Consultants (ATC)	WA 10 DeKalb County SPLOST Program Management Services	\$1,967,966.90
Transportation Program Management	Atlas Technical Consultants (ATC)	WA 11 DeKalb County SPLOST Program Management Services	\$441,069.73
Transportation Program Management	Atlas Technical Consultants (ATC)	WA 7 DeKalb County SPLOST Program Management Services	\$332,790.54
Transportation Program Management	Atlas Technical Consultants (ATC)	WA 8 DeKalb County SPLOST Program Management Services	\$64,900.00
Transportation Program Management	Atlas Technical Consultants (ATC)	WA 22 CEI 1A.12 2023 LMIG Resurfacing	\$782,115.00
Transportation Program Management	Atlas Technical Consultants (ATC)	WA 16 1L.18 CEI 1A.3 Phase 2 SPLOST Resurfacing Pt. 2	\$162,942.20
Transportation Program Management	Atlas Technical Consultants (ATC)	WA 24 DeKalb County SPLOST Program Management Services	\$4,500,000.00
Transportation Program Management	Atlas Technical Consultants (ATC)	WA 23 CEI 1A.13 2024 LMIG Resurfacing	\$750,000.00
Commission District Transportation Projects	AtkinsRealis USA Inc.	1M.3.2 WA#5 Atkins Cedar Grove Rd Traffic Calming Projects	\$160,000.00
Commission District Transportation Projects	AtkinsRealis USA Inc.	1M.3.2 WA#8 Atkins WA8 Cedar Grove Road E Conley Roundabout	\$360,000.00
Commission District Transportation Projects	PATH Foundation	1M.6.3 PATH Sagamore Leafmore Trail Design	\$129,750.00
Commission District Transportation Projects	PATH Foundation	1M.6.2 - PATH - N. Fork Peachtree Creek Trail Concept Study	\$76,600.00
Commission District Transportation Projects	PATH Foundation	1M.6.3 - PATH - Sagamore-Leafmore Trail Concept Plan	\$186,462.00
Commission District Transportation Projects	PATH Foundation	1M.4.3 - PATH - S. Fork Peachtree Creek Trail Design	\$498,970.00
Commission District Transportation Projects	Autaco Development	1M.3.2 Autaco Cedar Grove at Conley Roundabout	\$275,826.00
Commission District Transportation Projects	Gene A. Shaffer	1M.4.4 District 4 Gene A Shafer ROW	\$135,000.00
Commission District Transportation Projects	WP Consulting Inc.	1M.4.4 Bermuda Rd at Stewart Mill - Appraisals - WP Consult	\$13,400.00
Commission District Transportation Projects	City of Clarkston	1M.4.1 District 4 - Market Street Sidewalk	\$136,705.82
Commission District Transportation Projects	City of Tucker	1M.1.1 City of Tucker Maintenance Improvements	\$50,000.00
Commission District Transportation Projects	City of Tucker	1M.4.2 City of Tucker Maintenance Improvements	\$50,000.00
Commission District Transportation Projects	KB Advisory Group	1M.1.4 TOD/Multi Use Trail Analysis KB Group	\$70,000.00
Fire Station No. 7	Brown Design Group	Brown Design On-Call Contract (FS No. 7)	\$89,070.00
Fire Station No. 7	Lichty Commercial Construction Inc.	Lichty Construction - Fire Station No. 7	\$6,237,721.85
Fire Station No. 7	EC Restaurant Supply	FS#7 Equipment: EC Restaurant Supply	\$28,864.00
Fire Station No. 7	Geargrid, LLC	FS#7 Equipment: Geargrid, LLC Storage Lockers	\$18,133.23

Project	Vendor	Contract Title	Current Contract Amount (Including CO's)
Fire Station No. 7	Datum Filing Systems Inc.	FS7 Equipment: Datum Filing Systems Inc.	\$2,267.14
Fire Station No. 7	Egan Visual International Inc	FS#7 Equipment: Egan Visual Int'l Inc	\$665.50
Fire Station No. 7	Group Lacasse, LLC	FS#7 Equipment: Group Lacasse Chairs, Bookcases	\$11,094.58
Fire Station No. 7	Modu Form, Inc.	FS#7 Equipment: Modu Form, Inc.	\$22,992.66
Fire Station No. 7	Pueblo Hotel Supply Co	FS#7 Equipment: Grady's (Pueblo Hotel Supply Co)	\$14,229.30
Fire Station No. 7	SP Petroleum Transporters Inc	SP Petroleum Transporters Inc - Fuel Station	\$49,438.74
Fire Station No. 7	Krueger International, Inc.	Krueger International Inc. - FS No. 7 Equipment	\$52,189.36
Fire Station No. 7	Exemplis LLC (SitOnIt) IDEON	FS#7 Equipment: Exemplis (SitOnIt) IDEON	\$15,509.48
Fire Station No. 7	Dreamseats LLC	Dreamseats LLC - Fire Station No. 7 Equipment	\$6,929.28
Fire Station No. 7	CF Group	CF Group - Fire Station No. 7 Equipment	\$9,733.89
Fire Station No. 7	Georgia Power	Georgia Power Lighting Agreement	\$18,500.00
Fire Station No. 7	Contract Business Interiors Inc	Contract Business Interiors - FS No. 7 Equipment	\$4,636.32
Fire Station No. 7	United Pump and Controls, Inc.	FS7 United Pump and Controls	\$25,766.00
Fire Station No. 27	Complete Demolition Services, LLC	Complete Demo Svcs - Fire Station 27	\$31,900.00
Fire Station No. 27	Pond & Company	Pond - Fire Station No. 27 Design	\$648,283.00
Fire Station No. 27	Gregory Doyle Calhoun & Rogers LLC	ROW - GREGORY DOYLE CALHOUN & ROGERS LLC	\$123,746.13
Fire Station No. 27	DeKalb County	DeKalb County Tax Commissioner	\$3,145.04
Fire Station No. 16	Complete Demolition Services, LLC	Complete Demo Svcs - Fire Station 16	\$38,500.00
Fire Station No. 16	Bank of America	Land Purchase - BOA - Fire Station No. 16	\$280,000.00
Fire Station No. 16	DeKalb County	Inter-Fund and Departmental Charges - Demolition	\$24,273.10
Fire Station No. 14	Gregory Doyle Calhoun & Rogers LLC	Land Acquisition Fire Station 14	\$908,000.00
Fire Station No. 14	Gregory Doyle Calhoun & Rogers LLC	Earnest Money - No POETA Payables Land FY23	\$10,000.00
Fire Station No. 28	Gregory Doyle Calhoun & Rogers LLC	Property Acquisition Turner Hill Road	\$516,805.57
Fire Station No. 28	Complete Demolition Services, LLC	Complete Demolition - Fire Station No. 28	\$45,500.00
Fire Station No. 28	Gregory Doyle Calhoun & Rogers LLC	Earnest Money - No POETA Payables Land FY23	\$10,000.00
Fire Station No. 5	Complete Demolition Services, LLC	Complete Demo Svcs - Fire Station 5	\$41,435.00
Fire Station No. 5	Pond & Company	Fire Station 5 Design - Pond	\$584,244.00
Fire Station No. 5	Gregory Doyle Calhoun & Rogers LLC	ROW Property Acquisition	\$890,000.00
Fire Station No. 5	Complete Demolition Services, LLC	Complete Demo Svcs - Fire Station 5	\$67,000.00
Fire Station No. 5	BMS Enterprises	BMS Enterprises FS No. 5 Fence Installation	\$6,713.60
Fire Station No. 5	Gregory Doyle Calhoun & Rogers LLC	Earnest Money - No POETA Payables Land FY23	\$10,000.00
Security Camera Installations at DeKalb County Fire Stations	Carahsoft Technology Corp	Carahsoft Technology Corp Security Camera Installation	\$681,597.41
Repair Fire Stations and Related Capital Equipment	Hawk Construction	Repair Fire Station Roofs - Hawk Construction	\$1,136,640.00
Repair Fire Stations and Related Capital Equipment	Westnet, Inc.	Westnet Encoder Upgrades - General Operating Funds	\$200,000.00
Repair Fire Stations and Related Capital Equipment	Westnet, Inc.	Westnet First In Fire Station Encoder Upgrades	\$1,963,331.00
Upgrade Fire Radio System	Motorola Solutions, Inc.	Two Way Radios	\$1,500,000.00
Purchase Fire Quick Response Units	Farber Speciality Vehicles	Farber Specialty Vehicles	\$1,516,290.00
Purchase Fire Quick Response Units	Hardy Chevrolet	Purchase of Automobiles, Vans and Trucks with Turnkey Packages and Accessories	\$396,188.00
Purchase Fire Quick Response Units	Hardy Chevrolet	Purchase of Automobiles, Vans and Trucks with Turnkey Packages and Accessories	\$22,114.00
Purchase Fire Quick Response Units	Ako Signs	Transfer from Operating	\$15,411.00
Purchase Fire Quick Response Units	Motorola Solutions, Inc.	Transfer from Operating	\$39,666.50
Repair and Replace Police Precincts and Public Safety Facilities	McGrath Rentcorp dba Mobile Modular	McGrath Rentcorp DBA Mobile Modular Buildings Replacement	\$1,994,852.44
Repair and Replace Police Precincts and Public Safety Facilities	Kone, Inc.	Kone Elevator and Escalator Maintenance	\$859,463.64

Project	Vendor	Contract Title	Current Contract Amount (Including CO's)
Police Vehicles	Ako Signs	Decals for DeKalb County Vehicles (Annual Contract with 2 Options to Renew)	\$47,520.00
Police Vehicles	Utility Associates, Inc.	Police Body Cameras Annual Contract with 4 Options to Renew	\$127,600.00
Police Vehicles	Insight Public Sector	Bi-Annual Maintenance and Support of the Net motion Coverage. U.S. Communities Contract No. 44000066	\$183,072.50
Police Vehicles	Mobile Communications, Inc.	Professional Services Agreement for Radio Maintenance, Equipment Repair, Installation and Removal Se	\$125,935.28
Police Vehicles	Aptean (Advance Public Safety)	Upfitting of Police Vehicles	\$94,074.00
Police Vehicles	Motorola Solutions, Inc.	Upfitting of Police Vehicles	\$412,270.95
Police Vehicles	Tritech Software Systems	Upfitting of Police Vehicles	\$146,400.00
Police Vehicles	Hardy Chevrolet	Purchase of Automobiles, Vans and Trucks with Turnkey Packages and Accessories	\$3,768,572.00
Police Vehicles	West Chatham Warning Devices, Inc.	ITB 15-100541 Parts for Vehicles and Off Road Equipment	\$693,300.00
Bobby Burgess Evidence Storage Facility	Pond & Company	Bobby Burgess Evidence Storage Facility Design	\$490,000.00
Bobby Burgess Evidence Storage Facility	SoCo Contracting Company, Inc.	SoCo Contracting Early Demolition Evidence Facility	\$784,829.00
Bobby Burgess Evidence Storage Facility	WSP USA Environmental & Infrastructure Inc.	WSP (Wood) Evidence Storage Facility Design	\$677,970.00
A/E Services for DeKalb County Athletic Fields	Foresite Group	A&E On-Call Services for RPCA	\$0.00
A/E Services for DeKalb County Athletic Fields	Wood Environmental and Infrastructure	A&E On-Call Services for RPCA	\$0.00
A/E Services for DeKalb County Athletic Fields	Lose Design	A&E On-Call Services for RPCA	\$0.00
Gresham Park Baseball Fields Renovation	Advanced Sports Group, LLC	Gresham Fields 4&7 (Braves Foundation thru RPCA)	\$1,500,000.00
Gresham Park Baseball Fields Renovation	Advanced Sports Group, LLC	Gresham Turf Installation Fields 5, 6 & 21	\$2,500,000.00
Athletic Field Renovations at Exchange, Wade Walker, Midway and Shoal Creek Parks	Advanced Sports Group, LLC	Athletic Field Renovations / Turf Installation	\$6,719,586.00
Athletic Field Lighting and Electrical Improvements at Truelove Park	Musco Sports Lighting, LLC	Musco Sports Lighting, LLC for Truelove Park	\$500,000.00
Athletic Scoreboards at Hamilton, Shoal Creek 1 and Rock Chapel Parks	Nevco Sports LLC	Nevco Sports - Athletic Field Scoreboards	\$110,611.90
Athletic Field Renovations at Hamilton, Redan, and Truelove Parks	DeLuxe Athletics LLC	DeLuxe Athletics - Athletic Field Renovations at Hamilton and Redan	\$1,435,063.64
Athletic Field Renovations at Hamilton, Redan, and Truelove Parks	DeLuxe Athletics LLC	DeLuxe Athletics - Athletic Field Renovations at Truelove	\$2,242,825.00
A/E Services for Athletic and Recreation Facilities	Pond & Company	A&E On-Call Services for RPCA	\$190,000.00
A/E Services for Athletic and Recreation Facilities	Foresite Group	A&E On-Call Services for RPCA	\$55,930.00
A/E Services for Athletic and Recreation Facilities	Foresite Group	A&E On-Call Services for RPCA	\$4,430.00
A/E Services for Athletic and Recreation Facilities	Wood Environmental and Infrastructure	A&E On-Call Services for RPCA	\$0.00
A/E Services for Athletic and Recreation Facilities	Lose Design	A&E On-Call Services for RPCA	\$0.00
Parks and Recreation Facilities - Roof Maintenance Repair and Replacement	NBC National Building Contractors	Roof Repair and Replacement	\$0.00
Parks and Recreation Facilities - Roof Maintenance Repair and Replacement	NBC National Building Contractors	Community Achievement Center Roof Repair	\$0.00
Parks and Recreation Facilities - Roof Maintenance Repair and Replacement	NBC National Building Contractors	NH Scott Roof Repair	\$349,066.00
Parks and Recreation Facilities - Roof Maintenance Repair and Replacement	Hawk Construction	Lithonia Park Shelter Roof Repair	\$55,402.00
Parks and Recreation Facilities - Roof Maintenance Repair and Replacement	NBC National Building Contractors	Wade Walker Roof Repair - Baseball Field House	\$49,490.00
Parks and Recreation Facilities - Roof Maintenance Repair and Replacement	NBC National Building Contractors	Wade Walker Roof Repair - Soccer Field House	\$50,310.00
Parks and Recreation Facilities - Roof Maintenance Repair and Replacement	NBC National Building Contractors	Porter Sanford Roof Repair	\$23,500.00

Project	Vendor	Contract Title	Current Contract Amount (Including CO's)
Parks and Recreation Facilities - Roof Maintenance Repair and Replacement	NBC National Building Contractors	Wade Walker Roof Repair - Football Field House	\$38,960.00
Parks and Recreation Facilities - Roof Maintenance Repair and Replacement	NBC National Building Contractors	Gresham Park Concession Building Roof	\$43,804.00
Parks and Recreation Facilities - Roof Maintenance Repair and Replacement	NBC National Building Contractors	Porter Sanford Roof Coating & Surface Protection Application	\$194,700.00
Parks and Recreation Facilities - Roof Maintenance Repair and Replacement	Hawk Construction	Wade Walker Park Maintenance Shop Roof Repair and Replacement	\$186,666.00
Parks and Recreation Facilities - Roof Maintenance Repair and Replacement	NBC National Building Contractors	Callanwolde Fine Arts Center Facility Roof	\$1,049,450.00
Parks and Recreation Facilities - Roof Maintenance Repair and Replacement	Hawk Construction	Hawk Roof Repairs at 5 Parks - Midway Park	\$49,212.00
Parks and Recreation Facilities - Roof Maintenance Repair and Replacement	Hawk Construction	Hawk Roof Repairs at 5 Parks - Shoal Creek Park	\$103,814.00
Parks and Recreation Facilities - Roof Maintenance Repair and Replacement	Hawk Construction	Hawk Roof Repairs at 5 Parks - True Love Park	\$70,560.00
Parks and Recreation Facilities - Roof Maintenance Repair and Replacement	Hawk Construction	Hawk Roof Repairs at 5 Parks - Rock Chapel Park	\$89,508.00
Parks and Recreation Facilities - Roof Maintenance Repair and Replacement	Hawk Construction	Hawk Roof Repairs at 5 Parks - Redan Park	\$120,957.00
Parks and Recreation Facilities - Roof Maintenance Repair and Replacement	Hawk Construction	Lucious Sanders Roof Repair	\$10,588.00
Parks and Recreation Facilities - Roof Maintenance Repair and Replacement	Hawk Construction	Lucious Sanders Roof Repair	\$334,507.00
Athletic and Recreation Facilities Modernizations and Upgrades	Autaco Development	Gresham Park Concession Building	\$154,689.00
Athletic and Recreation Facilities Modernizations and Upgrades	Autaco Development	Exchange Park Recreation Center Drainage Repairs	\$133,059.30
Athletic and Recreation Facilities Modernizations and Upgrades	Autaco Development	Exchange Park Recreation Building Front Roof Drain Repairs	\$12,301.50
Athletic and Recreation Facilities Modernizations and Upgrades	Autaco Development	Exchange Park Recreation Center Drainage Repairs 2	\$47,669.00
Athletic and Recreation Facilities Modernizations and Upgrades	Kissberg/Parker Fry JV, LLC	Kissberg Parker Fry - Midway Park Concession	\$118,849.27
Athletic and Recreation Facilities Modernizations and Upgrades	Complete Demolition Services, LLC	Complete Demolition Services - Exchange and Midway	\$90,000.00
Athletic and Recreation Facilities Modernizations and Upgrades	Southeastern Surfaces and Equipment	Exchange Park Gymnasium Flooring and Installation	\$176,295.00
Athletic and Recreation Facilities Modernizations and Upgrades	Southeastern Surfaces and Equipment	Exchange Park Gymnasium Floor Repair/Replace	\$128,760.00
Athletic and Recreation Facilities Modernizations and Upgrades	Romtec, Inc.	Romtec - Exchange Park Restrooms	\$1,223,133.00
Athletic and Recreation Facilities Modernizations and Upgrades	Romtec, Inc.	Romtec - Midway Park Football Press Box	\$537,846.42
Athletic and Recreation Facilities Pavilions, Shelters and Shade Structures Improvements	Foresite Group	WA43 Foresite - County Line Park Concept Plan	\$21,500.00
Athletic and Recreation Facilities Pavilions, Shelters and Shade Structures Improvements	Hasley Recreation and Design, Inc.	Hasley - Shoal Creek II Park Shelter Demo and Concrete Repair	\$154,975.60
Athletic and Recreation Facilities Pavilions, Shelters and Shade Structures Improvements	Hasley Recreation and Design, Inc.	Hasley - Emory Grove Park Shelter Demo Site Work	\$98,634.00
Athletic and Recreation Facilities Pavilions, Shelters and Shade Structures Improvements	Hasley Recreation and Design, Inc.	Hasley - Exchange Park New Shelters and Concrete	\$1,000.00
Athletic and Recreation Facilities Pavilions, Shelters and Shade Structures Improvements	Hasley Recreation and Design, Inc.	Hasley - County Line Park Roof and Concrete Pad	\$333,625.90
Athletic and Recreation Facilities Pavilions, Shelters and Shade Structures Improvements	Hasley Recreation and Design, Inc.	Hasley - Glen Emerald Park Shelter	\$248,153.40

Project	Vendor	Contract Title	Current Contract Amount (Including CO's)
Athletic and Recreation Facilities Pavilions, Shelters and Shade Structures Improvements	Hasley Recreation and Design, Inc.	Hasley - Washington Park Demolition	\$61,664.40
Lithonia Park Playground	Kompan	US Communities	\$199,999.99
A/E Services for Parks, Playgrounds, and Recreational Areas	Pond & Company	A&E On-Call Services for RPCA	\$0.00
A/E Services for Parks, Playgrounds, and Recreational Areas	Foresite Group	A&E On-Call Services for RPCA	\$46,000.00
A/E Services for Parks, Playgrounds, and Recreational Areas	Wood Environmental and Infrastructure	A&E On-Call Services for RPCA	\$0.00
A/E Services for Parks, Playgrounds, and Recreational Areas	WSP USA Environmental & Infrastructure Inc.	WSP WA#14 - Tobie Grant Park Master Plan	\$15,921.00
A/E Services for Parks, Playgrounds, and Recreational Areas	Lose Design	A&E On-Call Services for RPCA	\$0.00
Glen Emerald Dam and Trail Improvements	Reeves + Young, LLC	Glen Emerald Dam - Trail Improvements District 6 Bond	\$32,116.49
Glen Emerald Dam and Trail Improvements	Reeves + Young, LLC	Glen Emerald Dam Improvements	\$3,430,246.26
Glen Emerald Dam and Trail Improvements	Reeves + Young, LLC	Glen Emerald Dam - Trail Improvements SPLOST	\$500,047.14
Parks, Playgrounds and Recreational Areas (14 Parks)	Hasley Recreation and Design, Inc.	Oak Creek Park Playground - Hasley Recreation	\$208,377.42
Parks, Playgrounds and Recreational Areas (14 Parks)	Playpower LT Farmington, Inc	Wade Walker Playground - Playpower, Inc.	\$229,604.00
Parks, Playgrounds and Recreational Areas (14 Parks)	Autaco Development	Autaco Oak Creek Park Playground	\$136,950.00
Parks, Playgrounds and Recreational Areas (14 Parks)	Autaco Development	Oak Creek - Autaco - Material Testing	\$6,960.00
Parks, Playgrounds and Recreational Areas (14 Parks)	Playpower LT Farmington, Inc	Shoal Creek III Playground - Playpower	\$284,512.70
Parks, Playgrounds and Recreational Areas (14 Parks)	Playpower LT Farmington, Inc	Emmie Smith Park Playground - Playpower	\$311,797.22
Parks, Playgrounds and Recreational Areas (14 Parks)	Playpower LT Farmington, Inc	WD Thomson Park Playground - Playpower	\$328,552.60
Parks, Playgrounds and Recreational Areas (14 Parks)	Playsouth, LLC	Medlock Park Playground - Playsouth	\$425,172.10
Parks, Playgrounds and Recreational Areas (14 Parks)	Playsouth, LLC	Bruce Street Park Playground - Playsouth	\$264,931.53
Parks, Playgrounds and Recreational Areas (14 Parks)	Playsouth, LLC	Washington Park Playground - Playsouth	\$227,466.90
Parks, Playgrounds and Recreational Areas (14 Parks)	Autaco Development	Autaco - Shoal II - concrete benches & pressure washing	\$14,200.00
Parks, Playgrounds and Recreational Areas (14 Parks)	Kompan	Princeton Park Playground - Kompan	\$199,676.42
Parks, Playgrounds and Recreational Areas (14 Parks)	Hasley Recreation and Design, Inc.	Shoal Creek 2 Park Playground - Hasley/Miracle/Playpower	\$369,551.13
Pools and Other Aquatic Facilities A&E Services	Pond & Company	NH Scott Environmental Consulting for Asbestos Pond	\$4,500.00
Pools and Other Aquatic Facilities A&E Services	Pond & Company	A&E Services for NH Scott Pool Renovations	\$198,252.00
NH Scott Park Pool Renovations and Upgrades	Romtec, Inc.	NH Scott Pool - Buildings - Romtec	\$2,885,000.00
Resurfacing Trails and Paved Areas	SD&C, Inc.	SDC On-Call Resurfacing Sidewalks and Roadways	\$621,026.92
Resurfacing Trails and Paved Areas	Autaco Development	Autaco On-Call Resurfacing Sidewalks and Roadways	\$63,730.60
Resurfacing Trails and Paved Areas	Autaco Development	Autaco On-Call Resurfacing Sidewalks and Roadways	\$292,445.55
Resurfacing Trails and Paved Areas	Autaco Development	Autaco On-Call Resurfacing Sidewalks and Roadways	\$165,354.15
Resurfacing Trails and Paved Areas	Autaco Development	Gresham Park Resurfacing - Rec Center	\$288,214.22
Resurfacing Trails and Paved Areas	DAF Concrete, Inc.	Gresham Park Resurfacing - Athletic Fields	\$433,763.00
Resurfacing Trails and Paved Areas	DAF Concrete, Inc.	Lithonia Park Resurfacing - Parking - DAF	\$83,983.44
Sugar Creek Golf and Tennis Center Action Plan	JOC Construction	Bridge Repair at Sugar Creek Golf Course	\$600,000.00
Sugar Creek Golf and Tennis Center Action Plan	Musco Sports Lighting, LLC	Purchase and installation of an automated lighting system	\$400,000.00
Tennis Court and Basketball Court Resurfacing	McGrath Industries dba Talbot Tennis	McGrath - Tennis Courts Repair and Replacements	\$1,024,256.00
Tennis Court and Basketball Court Resurfacing	McGrath Industries dba Talbot Tennis	McGrath - Basketball Courts Repair and Replacement	\$341,502.00
Tennis Court and Basketball Court Resurfacing	Signature Tennis Courts, Inc.	Signature - Tennis Courts Repair and Replacements	\$270,000.00
Stream Bank Restoration / Drainage and Stormwater Improvements	Autaco Development	Medlock Park Drainage Improvements Flood Repair	\$9,259.00
Stream Bank Restoration / Drainage and Stormwater Improvements	Autaco Development	Medlock Park Drainage Improvements	\$46,731.00
Stream Bank Restoration / Drainage and Stormwater Improvements	Bayne Development Group LLC	Bayne Development WD Thomson Park	\$744,474.77
Repairs to Courthouse Parking Deck	Kone, Inc.	Courthouse Parking Deck Elevator Repairs - Kone	\$615,903.35
Repairs to Courthouse Parking Deck	Matrix Engineering Group, Inc.	Courthouse Parking Deck Design - Matrix	\$359,220.00
Repairs to Courthouse Parking Deck	Matrix Engineering Group, Inc.	Construction Phase Services - Matrix	\$248,400.00
Repairs to Courthouse Parking Deck	Restocon Corporation	Courthouse Parking Deck Improvements - Restocon	\$9,895,518.75

Project	Vendor	Contract Title	Current Contract Amount (Including CO's)
DeKalb County Court Building - HVAC Equipment Improvements	HVH Mechanical Partners LLC	DeKalb County Courthouse Admin Complex Chillers	\$910,000.00
DeKalb County Court Building - Elevator Modernization	Kone, Inc.	Kone Elevator and Escalator Maintenance	\$1,046,169.02
DeKalb County Court Building - Elevator Modernization	Kone, Inc.	Kone Elevator and Escalator Maintenance	\$49,523.38
DeKalb County Court Building - Security Improvements	DH Pace Company Inc	Re-Keying Doors - DH Pace Company Inc	\$167,696.53
DeKalb County Court Building - Security Improvements	Southeastern Security Professional, LLC	Courthouse Security Equipment - Southeastern Security Professionals	\$574,006.39
DeKalb County Court Building - Security Improvements	Vapen Systems, Inc.	Vapen Systems Security Equipment	\$21,350.00
DeKalb County Court Building - Roof Repairs and Improvements	NBC National Building Contractors	Court Building Roof Repairs and Improvements	\$1,671,100.00
HVAC Repairs or Replacements at DeKalb County Senior Centers	Galgon HVAC & Mechanical Services, Inc.	Galgon HVAC & Mechanical Services On-Call Contract	\$212,871.40
HVAC Repairs or Replacements at DeKalb County Senior Centers	Galgon HVAC & Mechanical Services, Inc.	Galgon HVAC and Mechanical Service Inc.	\$9,651.88
HVAC Repairs or Replacements at DeKalb County Senior Centers	Mann Mechanical Company, LLC	Mann Mechanical Company Inc. HVAC On-call	\$13,324.00
HVAC Repairs or Replacements at DeKalb County Senior Centers	Mann Mechanical Company, LLC	Mann Mechanical Company Inc. HVAC On-call	\$19,849.00
HVAC Repairs or Replacements at DeKalb County Senior Centers	HVH Mechanical Partners LLC	HVH HVAC & Mechanical Services On-Call Contract	\$280,000.00
Roof Maintenance Repair and Replacement at DeKalb County Senior Centers	Hawk Construction	Hawk Construction Company Roof Repair On-Call	\$178,576.00
Elevator Repairs at DeKalb County Senior Centers	Kone, Inc.	Kone 30 Warren Street Senior Center Elevator Modernization	\$178,943.97
Elevator Repairs at DeKalb County Senior Centers	Kone, Inc.	Elevator Pit Restoration - Lou Walker Senior Center	\$9,600.00
Miscellaneous Repairs and Improvements at DeKalb County Senior Centers	ArtScape	Artscape Lou Walker Erosion Control	\$16,730.00
Miscellaneous Repairs and Improvements at DeKalb County Senior Centers	Hawk Construction	Concrete Slab Dumpster Enclosure at 25 Warren Senior Center	\$28,734.00
HVAC Repairs or Replacements at DeKalb County Health Care Facilities	Galgon HVAC & Mechanical Services, Inc.	Galgon HVAC & Mechanical Services On-Call Contract	\$723,186.29
HVAC Repairs or Replacements at DeKalb County Health Care Facilities	Mann Mechanical Company, LLC	Mann Mechanical Company Inc. On-Call HVAC	\$276,813.71
Dumbwaiter System at Decatur Main Library	Kone, Inc.	Kone Elevator and Escalator Maintenance	\$71,377.70
Roof Maintenance Repair and Replacement at DeKalb County Libraries	Hawk Construction	Roof Replacement - Flat Shoals Library	\$83,612.50
DeKalb County Libraries Restroom Renovations	Autaco Development	Autaco SPLOST/Library Restroom Renovations	\$1,539,696.00
DeKalb County Libraries Restroom Renovations	Autaco Development	SPLOST - Library Restroom Renovations Kissberg/Parker Fry	\$0.00
DeKalb County Libraries Restroom Renovations	Kissberg/Parker Fry JV, LLC	LIBRARY - Library Restroom Renovations Kissberg/Parker Fry	\$106,387.50
General Administrative	DeKalb County	DeKalb County Financial Analyst	\$465,575.87
General Administrative	Atlas Technical Consultants (ATC)	Unallocated Atlas Contract	\$0.00
General Administrative	Atlas Technical Consultants (ATC)	WA 13 DeKalb County SPLOST Program Management Services	\$1,451,333.71
General Administrative	Atlas Technical Consultants (ATC)	WA 13 DeKalb County SPLOST Program Management Services	\$638,680.14
General Administrative	Atlas Technical Consultants (ATC)	WA 13 DeKalb County SPLOST Program Management Services	\$340,897.00
General Administrative	Atlas Technical Consultants (ATC)	WA 4 DeKalb County SPLOST Program Management Services	\$342,083.20
General Administrative	Atlas Technical Consultants (ATC)	WA 4 DeKalb County SPLOST Program Management Services	\$150,511.11
General Administrative	Atlas Technical Consultants (ATC)	WA 4 DeKalb County SPLOST Program Management Services	\$80,744.92
General Administrative	Atlas Technical Consultants (ATC)	WA 5 DeKalb County SPLOST Program Management Services	\$73,500.00
General Administrative	Atlas Technical Consultants (ATC)	WA 10 DeKalb County SPLOST Program Management Services	\$693,778.47
General Administrative	Atlas Technical Consultants (ATC)	WA 10 DeKalb County SPLOST Program Management Services	\$305,240.47
General Administrative	Atlas Technical Consultants (ATC)	WA 10 DeKalb County SPLOST Program Management Services	\$163,715.57
General Administrative	Atlas Technical Consultants (ATC)	PM Transportation WA#16 CEI 1A.3 Phase Two SPLOST Resurfacing	\$466,185.80
General Administrative	Atlas Technical Consultants (ATC)	PM Transportation WA#17 ATC ROW 1C.5 Glenwood Road Sidewalk	\$261,700.00
General Administrative	Atlas Technical Consultants (ATC)	WA 15 DeKalb County SPLOST Program Management Services	\$166,400.00
General Administrative	Atlas Technical Consultants (ATC)	WA 18 DeKalb County SPLOST Program Management Services	\$163,000.00
General Administrative	Times Journal	Marietta Journal/Times Journal	\$3,840.00
General Administrative	La Vision	La Vision	\$4,200.00
General Administrative	The Champion Newspaper	The Champion Newspaper	\$4,671.24



Monthly Progress Report
November 2024

Project	Vendor	Contract Title	Current Contract Amount (Including CO's)
General Administrative	On Common Ground	On Common Ground	\$4,720.00
General Administrative	Regency-Brentano, Inc.	SPLOST Oversight Committee Audio Video Transcription	\$9,180.00
General Administrative	The Atlanta Journal-Constitution	The Atlanta Journal-Constitution	\$7,856.00
General Administrative	The Atlanta Journal-Constitution	The Atlanta Journal-Constitution	\$7,856.00
General Administrative	The Atlanta Journal-Constitution	The Atlanta Journal-Constitution 2022 Advert	\$7,856.00
General Administrative	The Atlanta Journal-Constitution	The Atlanta Journal-Constitution 2023 Advert	\$17,048.40
General Administrative	The Atlanta Journal-Constitution	The Atlanta Journal-Constitution 2024 Advert	\$17,048.40
General Administrative	Regency-Brentano, Inc.	Regency-Brentano, Inc. (Court Reporting Services) On-Call	\$4,218.50
General Administrative	Express Color	Express Color Printing Services On-Call	\$10,756.00
Total:			\$364,605,343.21

PROGRAM FINANCIAL DETAIL

	SPLOST Referendum Budget	Budget Authorized			Actual Expenditures			Available Balance			SPLOST Referendum Balance
		SPLOST	Other Sources	Total	SPLOST	Other Sources	Total	SPLOST	Other Sources	Total	
DeKalb County SPLOST I	\$438,407,361	\$359,552,239	\$56,621,831	\$416,174,070	\$214,285,736	\$36,456,691	\$250,742,427	\$145,266,502	\$20,165,140	\$165,431,643	\$78,855,121
1 - Transportation Purposes	\$271,440,977	\$239,432,807	\$48,923,238	\$288,356,045	\$146,615,807	\$29,628,257	\$176,244,064	\$92,817,001	\$19,294,981	\$112,111,981	\$32,008,169
1A - Road Resurfacing	\$170,880,849	\$162,267,353	\$29,952,540	\$192,219,893	\$112,313,302	\$20,267,020	\$132,580,322	\$49,954,051	\$9,685,520	\$59,639,572	\$8,613,496
1A.1 - 2018 LMIG Resurfacing		\$2,499,307	\$5,384,911	\$7,884,218	\$2,499,307	\$5,384,911	\$7,884,218	\$0	\$0	\$0	
2018 LMIG Resurfacing	\$2,499,307	\$2,499,307	\$5,384,911	\$7,884,218	\$2,499,307	\$5,384,911	\$7,884,218	\$0	\$0	\$0	\$0
2018 LMIG Resurfacing Construction Pittman		\$2,499,307	\$5,384,911	\$7,884,218	\$2,499,307	\$5,384,911	\$7,884,218	\$0	\$0	\$0	
1A.2 - Phase One SPLOST Resurfacing		\$35,927,922	\$0	\$35,927,922	\$35,470,643		\$35,470,643	\$457,278	\$0	\$457,278	
Phase One SPLOST Resurfacing	\$35,927,922	\$35,927,922	\$0	\$35,927,922	\$35,470,643		\$35,470,643	\$457,278		\$457,278	\$0
Phase One SPLOST Resurfacing (A) CW Matthews		\$12,955,725	\$0	\$12,955,725	\$12,878,348		\$12,878,348	\$77,377		\$77,377	
Phase One SPLOST Resurfacing (B) Pittman		\$12,824,989	\$0	\$12,824,989	\$12,580,274		\$12,580,274	\$244,715		\$244,715	
Phase One SPLOST Resurfacing (C) Pittman		\$10,147,207	\$0	\$10,147,207	\$10,012,021		\$10,012,021	\$135,186		\$135,186	
1A.3 - Phase Two SPLOST Resurfacing		\$38,687,827	\$0	\$38,687,827	\$31,126,214		\$31,126,214	\$7,561,613	\$0	\$7,561,613	
Phase Two SPLOST Resurfacing		\$38,687,827	\$0	\$38,687,827	\$31,126,214		\$31,126,214	\$7,561,613		\$7,561,613	
Phase Two SPLOST Resurfacing (A)		\$22,483,779	\$0	\$22,483,779	\$15,659,150		\$15,659,150	\$6,824,628		\$6,824,628	
Phase Two SPLOST Resurfacing (B)		\$16,204,048	\$0	\$16,204,048	\$15,467,064		\$15,467,064	\$736,984		\$736,984	
1A.4 - Rockbridge Road Roadway Stabilization		\$1,000,000	\$0	\$1,000,000	\$1,000,000		\$1,000,000	\$0	\$0	\$0	
Rockbridge Road Roadway Stabilization	\$1,000,000	\$1,000,000	\$0	\$1,000,000	\$1,000,000		\$1,000,000	\$0		\$0	\$0
Rockbridge Road Roadway Stabilization		\$1,000,000	\$0	\$1,000,000	\$1,000,000		\$1,000,000	\$0		\$0	
1A.5 - 2019 LMIG Resurfacing		\$7,438,037	\$4,116,632	\$11,554,669	\$7,438,037	\$4,116,632	\$11,554,669	\$0	\$0	\$0	
2019 LMIG Resurfacing		\$7,438,037	\$4,116,632	\$11,554,669	\$7,438,037	\$4,116,632	\$11,554,669	\$0	\$0	\$0	
2019 LMIG Resurfacing		\$0	\$0	\$0							
1A.8 - Advance Patching / Pothole Repair		\$500,000	\$0	\$500,000	\$342,542		\$342,542	\$157,458	\$0	\$157,458	
Advance Patching / Pothole Repair	\$500,000	\$500,000	\$0	\$500,000	\$342,542		\$342,542	\$157,458		\$157,458	\$0
Advance Patching / Pothole Repair (A) A&S		\$166,667	\$0	\$166,667	\$142,550		\$142,550	\$24,117		\$24,117	
Advance Patching / Pothole Repair (B) Greenway One		\$166,667	\$0	\$166,667	\$55,761		\$55,761	\$110,906		\$110,906	
Advance Patching / Pothole Repair (C) HEH Paving		\$166,666	\$0	\$166,666	\$144,231		\$144,231	\$22,435		\$22,435	
1A.9 - 2020 LMIG Resurfacing		\$7,271,113	\$4,204,862	\$11,475,975	\$7,271,113	\$4,204,862	\$11,475,975	\$0	\$0	\$0	
2020 LMIG Resurfacing		\$7,271,113	\$4,204,862	\$11,475,975	\$7,271,113	\$4,204,862	\$11,475,975	\$0	\$0	\$0	
2020 LMIG Resurfacing		\$0	\$0	\$0							
1A.10 - 2021 LMIG Resurfacing		\$11,041,777	\$3,861,331	\$14,903,108	\$5,580,938	\$2,430,146	\$8,011,084	\$5,460,839	\$1,431,185	\$6,892,024	
2021 LMIG Resurfacing		\$11,041,777	\$3,861,331	\$14,903,108	\$5,580,938	\$2,430,146	\$8,011,084	\$5,460,839	\$1,431,185	\$6,892,024	
1A.11 - 2022 LMIG Resurfacing		\$19,764,564	\$4,007,456	\$23,772,020	\$15,260,458	\$2,934,906	\$18,195,364	\$4,504,105	\$1,072,551	\$5,576,656	
2022 LMIG Resurfacing		\$19,764,564	\$4,007,456	\$23,772,020	\$15,260,458	\$2,934,906	\$18,195,364	\$4,504,105	\$1,072,551	\$5,576,656	
1A.12 - 2023 LMIG Resurfacing		\$21,607,730	\$4,084,946	\$25,692,676	\$6,324,048	\$1,195,563	\$7,519,611	\$15,283,681	\$2,889,383	\$18,173,065	
2023 LMIG Resurfacing		\$21,607,730	\$4,084,946	\$25,692,676	\$6,324,048	\$1,195,563	\$7,519,611	\$15,283,681	\$2,889,383	\$18,173,065	
1A.13 - 2024 LMIG Resurfacing		\$16,529,077	\$4,292,401	\$20,821,478				\$16,529,077	\$4,292,401	\$20,821,478	
2024 LMIG Resurfacing		\$16,529,077	\$4,292,401	\$20,821,478				\$16,529,077	\$4,292,401	\$20,821,478	
2024 LMIG Resurfacing		\$0	\$0	\$0							
1B - Federal and State Transportation Project Matching Funds for Transportation Purposes	\$28,866,153	\$26,356,578	\$16,838,560	\$43,195,139	\$9,352,978	\$9,328,937	\$18,681,914	\$17,003,601	\$7,509,623	\$24,513,224	\$2,509,574

	SPLOST Referendum Budget	Budget Authorized			Actual Expenditures			Available Balance			SPLOST Referendum Balance
		SPLOST	Other Sources	Total	SPLOST	Other Sources	Total	SPLOST	Other Sources	Total	
Utility Work on Rockbridge Rd 20% Match		\$75,576	\$0	\$75,576	\$75,576		\$75,576	\$0		\$0	
Rockbridge Road Stormwater Pond Retrofit		\$175,000	\$175,000	\$350,000	\$174,472		\$174,472	\$528	\$175,000	\$175,528	
Rockbridge Road Streetscape		\$2,410,186	\$2,690,382	\$5,100,567	\$2,087,171	\$2,587,470	\$4,674,641	\$323,015	\$102,912	\$425,926	
1B.1 - Rockbridge Road from Allgood Rd to Rowland Rd											
Rockbridge Road from Allgood Rd to Rowland Rd		\$2,660,761	\$2,865,382	\$5,526,143	\$2,337,219	\$2,587,470	\$4,924,689	\$323,543	\$277,912	\$601,454	
1B.2 - Flat Shoals, Henderson, Salem Roads Sidewalks		\$3,310,463	\$3,977,442	\$7,287,905	\$3,310,463	\$3,977,442	\$7,287,905	\$0	\$0	\$0	
Flat Shoals, Henderson, Salem Roads Sidewalks		\$3,310,463	\$3,977,442	\$7,287,905	\$3,310,463	\$3,977,442	\$7,287,905	\$0	\$0	\$0	
1B.3 - South River Trail Phase 5		\$1,991,206	\$1,820,000	\$3,811,206	\$1,991,206	\$1,820,000	\$3,811,206	\$0	\$0	\$0	
South River Trail Phase 5 (Michelle Obama Trail)		\$1,991,206	\$1,820,000	\$3,811,206	\$1,991,206	\$1,820,000	\$3,811,206	\$0	\$0	\$0	
1B.4 - A/E Services for Transportation (On-Call)		\$1,624,440	\$25,986	\$1,650,426	\$454,440	\$25,986	\$480,426	\$1,170,000	\$0	\$1,170,000	
A/E Services for Transportation (On-Call)		\$1,624,440	\$25,986	\$1,650,426	\$454,440	\$25,986	\$480,426	\$1,170,000	\$0	\$1,170,000	
1B.4.1 - Kensington Trail Phase 1 - Concept Design		\$1,439,014	\$0	\$1,439,014	\$306,190		\$306,190	\$1,132,824	\$0	\$1,132,824	
1B.4.1 Kensington Trail Phase 1 - Concept Design		\$1,439,014	\$0	\$1,439,014	\$306,190		\$306,190	\$1,132,824		\$1,132,824	
1B.4.2 - DeKalb Quiet Zone CSX Crossing		\$73,753	\$25,986	\$99,739	\$47,768	\$25,986	\$73,753	\$25,986	\$0	\$25,986	
1B.4.2 DeKalb Avenue Quiet Zone CSX Crossing		\$73,753	\$25,986	\$99,739	\$47,768	\$25,986	\$73,753	\$25,986	\$0	\$25,986	
1B.4.3 - Frazier Road Bridge Evaluation and Sidewalk Concept		\$90,673	\$0	\$90,673	\$89,623		\$89,623	\$1,050	\$0	\$1,050	
1B.4.3 Frazier Road Bridge Evaluation and Sidewalk Concept		\$90,673	\$0	\$90,673	\$89,623		\$89,623	\$1,050		\$1,050	
1B.4.5 - Cedar Grove Underground Stormwater Feasibility Study		\$21,000	\$0	\$21,000	\$10,860		\$10,860	\$10,141	\$0	\$10,141	
1B.4.5 Cedar Grove Underground Stormwater Feasibility Study		\$21,000	\$0	\$21,000	\$10,860		\$10,860	\$10,141		\$10,141	
1B.5 - North Druid Hills Road/Valley Brook Road Corridor		\$154,000	\$320,000	\$474,000	\$154,000	\$320,000	\$474,000	\$0	\$0	\$0	
North Druid Hills Road/Valley Brook Road Corridor Study		\$154,000	\$320,000	\$474,000	\$154,000	\$320,000	\$474,000	\$0	\$0	\$0	
1B.6 - South River Trail Extension		\$160,000	\$640,000	\$800,000				\$160,000	\$640,000	\$800,000	
South River Trail Extension Phase VI (Crestdale Circle to near Boulder Walk Drive)		\$160,000	\$640,000	\$800,000				\$160,000	\$640,000	\$800,000	
1B.7 - East Rock Springs Road Roundabout		\$1,104,000	\$400,000	\$1,504,000	\$127,330		\$127,330	\$976,670	\$400,000	\$1,376,670	
East Rock Springs Road Roundabout		\$1,104,000	\$400,000	\$1,504,000	\$127,330		\$127,330	\$976,670	\$400,000	\$1,376,670	
1B.8 - 2021 LMIG Pavement Marking Safety Upgrades		\$129,212	\$175,255	\$304,467	\$129,212	\$168,085	\$297,297	\$0	\$7,170	\$7,170	
2021 LMIG Pavement Marking Safety Upgrades		\$129,212	\$175,255	\$304,467	\$129,212	\$168,085	\$297,297	\$0	\$7,170	\$7,170	
Cedar Grove Road Pavement Marking Safety Upgrades		\$0	\$0	\$0							
Wesley Chapel Road Pavement Marking Safety Upgrades		\$0	\$0	\$0							
Bouldercrest Road Pavement Marking Safety Upgrades		\$0	\$0	\$0							
East Conley Road Pavement Marking Safety Upgrades		\$0	\$0	\$0							

	SPLOST Referendum Budget	Budget Authorized			Actual Expenditures			Available Balance			SPLOST Referendum Balance
		SPLOST	Other Sources	Total	SPLOST	Other Sources	Total	SPLOST	Other Sources	Total	
Northern Avenue Pavement Marking Safety Upgrades		\$0	\$0	\$0							
Chamblee Tucker Road Pavement Marking Safety Upgrades		\$0	\$0	\$0							
Henrico Road Pavement Marking Safety Upgrades		\$0	\$0	\$0							
Moore Road Pavement Marking Safety Upgrades		\$0	\$0	\$0							
Pleasantdale Road Pavement Marking Safety Upgrades		\$0	\$0	\$0							
Pleasant Hill Road Pavement Marking Safety Upgrades		\$0	\$0	\$0							
Rockbridge Road Pavement Marking Safety Upgrades		\$0	\$0	\$0							
South Deshon Road Pavement Marking Safety Upgrades		\$0	\$0	\$0							
Stephenson Road Pavement Marking Safety Upgrades		\$0	\$0	\$0							
1B.9 - Constitution Road Freight Corridor Operational and Safety Improvements - Phase 1		\$3,614,622	\$1,200,000	\$4,814,622	\$23,750		\$23,750	\$3,590,872	\$1,200,000	\$4,790,872	
Constitution Road Freight Corridor Operational and Safety Improvements - Phase 1		\$3,614,622	\$1,200,000	\$4,814,622	\$23,750		\$23,750	\$3,590,872	\$1,200,000	\$4,790,872	
1B.10 - North Druid Hills Road at CSX Railroad Bridge Replacement Design		\$180,000	\$720,000	\$900,000				\$180,000	\$720,000	\$900,000	
North Druid Hills Road at CSX Railroad Bridge Replacement		\$180,000	\$720,000	\$900,000				\$180,000	\$720,000	\$900,000	
1B.11 - Panola Road Improvements		\$4,837,500	\$144,497	\$4,981,997	\$144,497	\$144,497	\$288,993	\$4,693,004	\$0	\$4,693,004	
Panola Road Improvements		\$4,837,500	\$144,497	\$4,981,997	\$144,497	\$144,497	\$288,993	\$4,693,004	\$0	\$4,693,004	
1B.12 - South River Trail Extension (Waldrop Rd to MLK HS) Study		\$50,000	\$200,000	\$250,000				\$50,000	\$200,000	\$250,000	
South River Trail Extension (Waldrop Rd to MLK HS) Study		\$50,000	\$200,000	\$250,000				\$50,000	\$200,000	\$250,000	
1B.13 - Redan Road Safety and Operations Improvements Study		\$80,000	\$320,000	\$400,000	\$67,120	\$268,480	\$335,600	\$12,880	\$51,520	\$64,400	
Redan Road Safety and Operations Improvements Study		\$80,000	\$320,000	\$400,000	\$67,120	\$268,480	\$335,600	\$12,880	\$51,520	\$64,400	
1B.14 - Orion Drive Bridge Upgrade/Replacement		\$350,875	\$500,000	\$850,875	\$53,686		\$53,686	\$297,189	\$500,000	\$797,189	
Orion Drive Bridge Upgrade / Replacement		\$350,875	\$500,000	\$850,875	\$53,686		\$53,686	\$297,189	\$500,000	\$797,189	
1B.15 - Cedar Grove Bridge Replacement (Funding)		\$4,861,691	\$0	\$4,861,691	\$548,778		\$548,778	\$4,312,913	\$0	\$4,312,913	
Cedar Grove Bridge Replacement		\$4,861,691	\$0	\$4,861,691	\$548,778		\$548,778	\$4,312,913		\$4,312,913	
1B.16 - Pleasantdale Road Pedestrian Improvements Design		\$150,000	\$600,000	\$750,000	\$2,000		\$2,000	\$148,000	\$600,000	\$748,000	
Pleasantdale Road Pedestrian Improvements Design		\$150,000	\$600,000	\$750,000	\$2,000		\$2,000	\$148,000	\$600,000	\$748,000	
1B.17 - Flat Shoals Parkway Sidewalk Design		\$200,000	\$800,000	\$1,000,000	\$2,000		\$2,000	\$198,000	\$800,000	\$998,000	

* Actual Expenditures are based on submitted invoices



	SPLOST Referendum Budget	Budget Authorized			Actual Expenditures			Available Balance			SPLOST Referendum Balance
		SPLOST	Other Sources	Total	SPLOST	Other Sources	Total	SPLOST	Other Sources	Total	
Flat Shoals Parkway Sidewalk Design		\$200,000	\$800,000	\$1,000,000	\$2,000		\$2,000	\$198,000	\$800,000	\$998,000	
1B.18 - 2023 LMIG Pavement Marking Safety Upgrades		\$200,000	\$230,000	\$430,000	\$7,277	\$16,979	\$24,255	\$192,723	\$213,021	\$405,745	
2023 LMIG Pavement Marking Safety Upgrades		\$200,000	\$230,000	\$430,000	\$7,277	\$16,979	\$24,255	\$192,723	\$213,021	\$405,745	
North Hairston Road Pavement Marking Safety Upgrades		\$0	\$0	\$0							
Shallowford Road Pavement Marking Safety Upgrades		\$0	\$0	\$0							
South Stone Mountain Lithonia Rd Pavement Marking Safety Upgrades		\$0	\$0	\$0							
Wesley Chapel Road Pavement Marking Safety Upgrades		\$0	\$0	\$0							
1B.19 - Briarcliff Road Rectangular Rapid Flashing Beacon Crosswalks		\$180,808	\$0	\$180,808				\$180,808	\$0	\$180,808	
Briarcliff Road at Chalmette - Rectangular Rapid Flashing Beacon Crosswalks		\$180,808	\$0	\$180,808				\$180,808		\$180,808	
1B.20 - Michelle Obama Trail Extension		\$405,000	\$1,500,000	\$1,905,000				\$405,000	\$1,500,000	\$1,905,000	
Michelle Obama Trail Extension		\$405,000	\$1,500,000	\$1,905,000				\$405,000	\$1,500,000	\$1,905,000	
1B.21 - Traffic Signal Operations and Technology Improvements		\$100,000	\$400,000	\$500,000				\$100,000	\$400,000	\$500,000	
Traffic Signal Operations and Technology Improvements		\$100,000	\$400,000	\$500,000				\$100,000	\$400,000	\$500,000	
1B.22 - DeKalb Avenue Quiet Zone CSX Crossing		\$12,000	\$0	\$12,000				\$12,000	\$0	\$12,000	
DeKalb Avenue Quiet Zone CSX Crossing		\$12,000	\$0	\$12,000				\$12,000		\$12,000	
1C - Pedestrian Improvements	\$16,325,476	\$6,617,627	\$300,000	\$6,917,627	\$2,135,318		\$2,135,318	\$4,482,309	\$300,000	\$4,782,309	\$9,707,849
Pedestrian Improvements	\$14,450,000	\$3,000,000	\$300,000	\$3,300,000				\$3,000,000	\$300,000	\$3,300,000	\$11,450,000
1C.1 - Pedestrian Improvements Phase 1 and Phase 2		\$1,000,000	\$0	\$1,000,000	\$858,137		\$858,137	\$141,863	\$0	\$141,863	
Pedestrian Improvements (Ph. 1 and 2)		\$1,000,000	\$0	\$1,000,000	\$858,137		\$858,137	\$141,863		\$141,863	
Phase One Pedestrian Improvements (A) Autaco		\$288,123	\$0	\$288,123	\$288,123		\$288,123	\$0		\$0	
Phase One Pedestrian Improvements (B) SD&C		\$148,915	\$0	\$148,915	\$148,915		\$148,915	\$0		\$0	
Phase Two Pedestrian Improvements (A) Autaco		\$205,840	\$0	\$205,840	\$197,282		\$197,282	\$8,558		\$8,558	
Phase Two Pedestrian Improvements (B) SD&C		\$255,411	\$0	\$255,411	\$223,817		\$223,817	\$31,594		\$31,594	
Pedestrian Improvements Unallocated		\$101,711	\$0	\$101,711				\$101,711		\$101,711	
1C.3 - South Fork Peachtree Creek Trail/Old Clairmont Road		\$20,720	\$0	\$20,720	\$20,720		\$20,720	\$0	\$0	\$0	
South Fork Peachtree Creek Trail/Old Clairmont Road		\$20,720	\$0	\$20,720	\$20,720		\$20,720	\$0		\$0	
1C.4 - A/E Services for Transportation (On-Call)		\$993,527	\$0	\$993,527	\$371,525		\$371,525	\$622,002	\$0	\$622,002	
A/E Services for Transportation (On-Call)		\$993,527	\$0	\$993,527	\$369,375		\$369,375	\$624,152		\$624,152	
1C.4.1 GDOT Off-System Safety Improvements at 11 Locations		\$93,330	\$0	\$93,330	\$87,130		\$87,130	\$6,200	\$0	\$6,200	
GDOT Off-System Safety Improvements at 11 Locations		\$93,330	\$0	\$93,330	\$87,130		\$87,130	\$6,200		\$6,200	
1C.4.2 Snapfinger Woods Drive Sidewalk Concept		\$205,900	\$0	\$205,900	\$154,489		\$154,489	\$51,411	\$0	\$51,411	

	SPLOST Referendum Budget	Budget Authorized			Actual Expenditures			Available Balance			SPLOST Referendum Balance
		SPLOST	Other Sources	Total	SPLOST	Other Sources	Total	SPLOST	Other Sources	Total	
Snapfinger Woods Drive Sidewalk Concept Alternatives		\$205,900	\$0	\$205,900	\$152,339		\$152,339	\$53,561		\$53,561	
Snapfinger Woods Drive Sidewalk		\$0	\$0	\$0	\$2,150		\$2,150	(\$2,150)		(\$2,150)	
1C.4.3 Pedestrian Crossings at Three Locations (Central Dr, Indian Creek Way, Redan Rd)		\$34,680	\$0	\$34,680	\$24,229		\$24,229	\$10,451	\$0	\$10,451	
Pedestrian Crossings at Three Locations (Central Dr, Indian Creek Way, Redan Rd)		\$34,680	\$0	\$34,680	\$24,229		\$24,229	\$10,451		\$10,451	
1C.4.4 Medlock Road Sidewalk Improvements		\$273,295	\$0	\$273,295	\$105,677		\$105,677	\$167,618	\$0	\$167,618	
Medlock Road Sidewalk Improvements		\$273,295	\$0	\$273,295	\$105,677		\$105,677	\$167,618		\$167,618	
1C.4.99 A/E Services for Transportation Unallocated		\$386,322	\$0	\$386,322				\$386,322	\$0	\$386,322	
A/E Services for Transportation Unallocated		\$386,322	\$0	\$386,322				\$386,322		\$386,322	
1C.5 - Glenwood Road Sidewalk Phase 3		\$1,078,248	\$0	\$1,078,248	\$430,680		\$430,680	\$647,568	\$0	\$647,568	
Glenwood Road Sidewalk Ph. 3		\$1,078,248	\$0	\$1,078,248	\$430,680		\$430,680	\$647,568		\$647,568	
1C.6 - McAfee Road Sidewalk		\$525,132	\$0	\$525,132	\$454,256		\$454,256	\$70,876	\$0	\$70,876	
McAfee Road Sidewalk		\$525,132	\$0	\$525,132	\$454,256		\$454,256	\$70,876		\$70,876	
1D - Transportation Enhancements	\$10,168,117	\$1,768,309	\$519,867	\$2,288,176	\$1,412,565		\$1,412,565	\$355,743	\$519,867	\$875,610	\$8,399,808
N. Clarendon at East Ponce Railroad Pre-emption		\$0	\$0	\$0							
TDB		\$0	\$0	\$0							
1D.3 - A/E Services for Transportation (On-Call)		\$482,181	\$150,000	\$632,181	\$416,983		\$416,983	\$65,198	\$150,000	\$215,198	
A/E Services for Transportation (On-Call)		\$482,181	\$150,000	\$632,181	\$416,983		\$416,983	\$65,198	\$150,000	\$215,198	
1D.3.99 A/E Services for Transportation (On-Call) Unallocated		\$0	\$0	\$0							
1D.3.1 Stewart Mill Rd at Bermuda Rd Roundabout Design		\$365,386	\$150,000	\$515,386	\$349,998		\$349,998	\$15,388	\$150,000	\$165,388	
Stewart Mill Rd at Bermuda Rd Roundabout Design		\$365,386	\$150,000	\$515,386	\$349,998		\$349,998	\$15,388	\$150,000	\$165,388	
1D.3.2 Rockbridge Road Mini Roundabout Concept		\$65,700	\$0	\$65,700	\$25,003		\$25,003	\$40,697	\$0	\$40,697	
Rockbridge Road Mini Roundabout Concept		\$65,700	\$0	\$65,700	\$25,003		\$25,003	\$40,697		\$40,697	
1D.3.3 - Rectangular Rapid Flashing Beacons at 4 Locations Design		\$43,070	\$0	\$43,070	\$39,950		\$39,950	\$3,120	\$0	\$3,120	
Rectangular Rapid Flashing Beacons at 4 Locations		\$43,070	\$0	\$43,070	\$39,950		\$39,950	\$3,120		\$3,120	
1D.3.4 - Hairston Road at Brasac Road Safety Project		\$8,025	\$0	\$8,025	\$2,031		\$2,031	\$5,994	\$0	\$5,994	
Hairston Road at Brasac Road Safety Project		\$8,025	\$0	\$8,025	\$2,031		\$2,031	\$5,994		\$5,994	
1D.4 Cedar Grove Bridge Detour Route Improvements		\$245,000	\$0	\$245,000	\$230,247		\$230,247	\$14,753	\$0	\$14,753	
Cedar Grove Road Bridge Detour Route Improvements		\$245,000	\$0	\$245,000	\$230,247		\$230,247	\$14,753		\$14,753	
1D.5 North Decatur Road Improvements		\$732,378	\$0	\$732,378	\$732,378		\$732,378	\$0	\$0	\$0	
North Decatur Road Improvements		\$732,378	\$0	\$732,378	\$732,378		\$732,378	\$0		\$0	
1D.6 Flowers Road Mid-Block Pedestrian Crossing		\$100,000	\$0	\$100,000				\$100,000	\$0	\$100,000	

	SPLOST Referendum Budget	Budget Authorized			Actual Expenditures			Available Balance			SPLOST Referendum Balance
		SPLOST	Other Sources	Total	SPLOST	Other Sources	Total	SPLOST	Other Sources	Total	
Flowers Road Traffic Signal Beacon and Enhancements		\$100,000	\$0	\$100,000				\$100,000		\$100,000	
1D.7 South Stone Mountain at Lithonia Rd Traffic Signal		\$32,957	\$0	\$32,957	\$32,957		\$32,957	\$0	\$0	\$0	
Redan at South Stone Mountain Lithonia Road Signal		\$32,957	\$0	\$32,957	\$32,957		\$32,957	\$0		\$0	
1D.8 - Briarlake Road Right Turn Lane at Briarcliff Rd		\$175,793	\$369,867	\$545,660				\$175,793	\$369,867	\$545,660	
Briarlake Road Right Turn Lane at Briarcliff Rd		\$175,793	\$369,867	\$545,660				\$175,793	\$369,867	\$545,660	
1E - Multi Use Trails	\$7,908,535	\$3,467,452	\$0	\$3,467,452	\$590,125		\$590,125	\$2,877,327	\$0	\$2,877,327	\$4,441,082
North Fork Peachtree Creek Trail Alignment Study		\$0	\$0	\$0							
South River Trail Connection		\$0	\$0	\$0							
Ready Mix Concrete for Multi Use Trails		\$0	\$0	\$0							
1E.1 - South Peachtree Creek Trail Feasibility Study		\$30,700	\$0	\$30,700	\$29,535		\$29,535	\$1,165	\$0	\$1,165	
South Peachtree Creek Trail Feasibility Study		\$30,700	\$0	\$30,700	\$29,535		\$29,535	\$1,165		\$1,165	
1E.5 - A/E Services for Transportation (On-Call)		\$936,752	\$0	\$936,752	\$539,215		\$539,215	\$397,537	\$0	\$397,537	
A/E Services for Transportation (On-Call)		\$936,752	\$0	\$936,752	\$539,215		\$539,215	\$397,537		\$397,537	
1E.6 - Old Castle Multi-Use Trail		\$2,500,000	\$0	\$2,500,000	\$21,375		\$21,375	\$2,478,625	\$0	\$2,478,625	
Old Castle Multi-Use Trail (S. River Trail Phase 7)		\$2,500,000	\$0	\$2,500,000	\$21,375		\$21,375	\$2,478,625		\$2,478,625	
1F - Bridge Repairs and Improvements	\$7,908,535	\$7,163,000	\$967,300	\$8,130,300	\$1,713,864	\$32,300	\$1,746,164	\$5,449,136	\$935,000	\$6,384,136	\$745,535
Park Drive Bridge Replacement		\$0	\$0	\$0							
Panthersville Road Bridge Repair		\$0	\$0	\$0							
Waldrop Road Bridge Repair		\$0	\$0	\$0							
Presidential Drive Bridge Repair		\$0	\$0	\$0							
Rainbow Drive Bridge Repair		\$0	\$0	\$0							
1F.6 - A/E Services for Transportation (On-Call)		\$302,700	\$32,300	\$335,000	\$297,880	\$32,300	\$330,180	\$4,820	\$0	\$4,820	
A/E Services for Transportation (On-Call) (Cedar Grove Bridge Prel. Design)		\$302,700	\$32,300	\$335,000	\$297,880	\$32,300	\$330,180	\$4,820	\$0	\$4,820	
1F.7 - Cedar Grove Road Bridge Design-Build		\$6,860,300	\$935,000	\$7,795,300	\$1,415,984		\$1,415,984	\$5,444,316	\$935,000	\$6,379,316	
Cedar Grove Road Bridge Design-Build		\$6,860,300	\$935,000	\$7,795,300	\$1,415,984		\$1,415,984	\$5,444,316	\$935,000	\$6,379,316	
1G - Sidewalks to Schools, Transit, and Other Locations	\$4,519,163	\$337,278	\$0	\$337,278	\$107,487		\$107,487	\$229,791	\$0	\$229,791	\$4,181,885
1G.2 A/E Services for Transportation (On-Call)		\$337,278	\$0	\$337,278	\$107,487		\$107,487	\$229,791	\$0	\$229,791	
A/E Services for Transportation (On-Call)		\$337,278	\$0	\$337,278	\$107,487		\$107,487	\$229,791		\$229,791	
1G.2.1 - Briarcliff Rd Sidewalk (Poplar Grove to S. Fork Peachtree) Concept		\$196,328	\$0	\$196,328	\$107,487		\$107,487	\$88,841	\$0	\$88,841	
1G.1.1 - Briarcliff Road Sidewalk Concept		\$196,328	\$0	\$196,328	\$107,487		\$107,487	\$88,841		\$88,841	
1G.2.99 A/E for Transportation Unallocated		\$140,950	\$0	\$140,950				\$140,950	\$0	\$140,950	
1G.2.99 A/E Services for Transportation Unallocated		\$140,950	\$0	\$140,950				\$140,950		\$140,950	
1H - Traffic Signal Improvements	\$2,655,008	\$1,417,879	\$0	\$1,417,879	\$258,403		\$258,403	\$1,159,476	\$0	\$1,159,476	\$1,237,129
1H.2 A/E Services for Transportation (On-Call)		\$214,482	\$0	\$214,482	\$86,894		\$86,894	\$127,588	\$0	\$127,588	
A/E Services for Transportation (On-Call)		\$214,482	\$0	\$214,482	\$86,894		\$86,894	\$127,588		\$127,588	



	SPLOST Referendum Budget	Budget Authorized			Actual Expenditures			Available Balance			SPLOST Referendum Balance
		SPLOST	Other Sources	Total	SPLOST	Other Sources	Total	SPLOST	Other Sources	Total	
1H2.1 DeKalb Industrial Way at Milscott Drive Traffic Signal		\$17,730	\$0	\$17,730	\$14,617		\$14,617	\$3,113	\$0	\$3,113	
1H.2.1 DeKalb Industrial Way at Milscott Drive Traffic Signal Design		\$17,730	\$0	\$17,730	\$14,617		\$14,617	\$3,113		\$3,113	
1H2.2 North Decatur at Parkdale Drive - Traffic Signal and PHB		\$28,965	\$0	\$28,965	\$28,946		\$28,946	\$19	\$0	\$19	
1H2.2 North Decatur Rd at Parkdale Dr - Traffic Signal and PHB		\$28,965	\$0	\$28,965	\$28,946		\$28,946	\$19		\$19	
1H.2.3 Traffic Signal Design at 3 Locations		\$113,000	\$0	\$113,000	\$32,270		\$32,270	\$80,730	\$0	\$80,730	
1H.2.3 Traffic Signal Design at 3 Locations		\$113,000	\$0	\$113,000	\$32,270		\$32,270	\$80,730		\$80,730	
1H.2.4 North Clarendon at E. Ponce de Leon Traffic Signal		\$31,308	\$0	\$31,308	\$11,062		\$11,062	\$20,246	\$0	\$20,246	
1H.2.4 North Clarendon at E. Ponce de Leon Traffic Signal		\$31,308	\$0	\$31,308	\$11,062		\$11,062	\$20,246		\$20,246	
1H.2.99 A/E Services for Transportation (On-Call) Unallocated		\$23,479	\$0	\$23,479				\$23,479	\$0	\$23,479	
1H.2.99 A/E Services for Transportation (On-Call) Unallocated		\$23,479	\$0	\$23,479				\$23,479		\$23,479	
1H.3 Pleasantdale Road Pedestrian Crossing Improvements		\$649,247	\$0	\$649,247	\$171,509		\$171,509	\$477,738	\$0	\$477,738	
Pleasantdale Road Pedestrian Crossing Improvements		\$649,247	\$0	\$649,247	\$171,509		\$171,509	\$477,738		\$477,738	
1H.4 DeKalb Industrial at Milscott Traffic Signal and Pedestrian Crossing		\$353,636	\$0	\$353,636				\$353,636	\$0	\$353,636	
DeKalb Industrial at Milscott Traffic Signal and Pedestrian Crossing		\$353,636	\$0	\$353,636				\$353,636		\$353,636	
1H.5 Four Pedestrian Crossings with RRFB (Central, Indian Creek, Redan, Briarlake)		\$200,514	\$0	\$200,514				\$200,514	\$0	\$200,514	
Four Pedestrian Crossings with RRFB (Central, Indian Creek, Redan, Briarlake)		\$200,514	\$0	\$200,514				\$200,514		\$200,514	
1I - Community Improvement District Matching Funds for Transportation Purposes	\$1,694,686	\$0	\$0	\$0				\$0	\$0	\$0	\$1,694,686
Community Improvement (District Matching Funds for Transportation Purposes)	\$1,500,000	\$0	\$0	\$0							\$1,500,000
1J - Corridor Beautification	\$1,412,238	\$1,111,000	\$0	\$1,111,000	\$895,000		\$895,000	\$216,000	\$0	\$216,000	\$301,238
Corridor Beautification	\$1,250,000	\$0	\$0	\$0							\$1,250,000
1J.5 - Three Bridges over I-285 (Glenwood Rd, Covington Hwy, and Redwing Circle)		\$895,000	\$0	\$895,000	\$895,000		\$895,000	\$0	\$0	\$0	
GDOT Bridges over I-285 (Glenwood Rd, Covington Hwy, Redwing Cr)		\$895,000	\$0	\$895,000	\$895,000		\$895,000	\$0		\$0	
GDOT Bridges over 285 (Glenwood Rd, Covington Hwy, Redwing Circle)		\$0	\$0	\$0							
1J.6 - GDOT Gateways Landscaping Design Installation		\$216,000	\$0	\$216,000				\$216,000	\$0	\$216,000	
GDOT Gateways Landscaping Design Installation		\$216,000	\$0	\$216,000				\$216,000		\$216,000	
1K - Public Transportation Shelters	\$169,469	\$0	\$0	\$0				\$0	\$0	\$0	\$169,469

* Actual Expenditures are based on submitted invoices



Monthly Progress Report November 2024

	SPLOST Referendum Budget	Budget Authorized			Actual Expenditures			Available Balance			SPLOST Referendum Balance
		SPLOST	Other Sources	Total	SPLOST	Other Sources	Total	SPLOST	Other Sources	Total	
Public Transportation Shelters	\$150,000	\$0	\$0	\$0							\$150,000
1L - Transportation Project Management	\$10,960,184	\$24,222,433	\$0	\$24,222,433	\$16,504,525		\$16,504,525	\$7,717,907	\$0	\$7,717,907	(\$13,262,248)
Transportation Program Management	\$9,701,074	\$24,222,433	\$0	\$24,222,433	\$16,504,525		\$16,504,525	\$7,717,907		\$7,717,907	(\$14,521,358)
Work Authorization 1 ATC PM Core Services 2018		\$772,279	\$0	\$772,279	\$772,279		\$772,279	\$0		\$0	
Work Authorization 8 ATC CEI Services 1B.1.2 Rockbridge Road Water/Sewer Improvements		\$64,900	\$0	\$64,900	\$62,000		\$62,000	\$2,900		\$2,900	
Work Authorization 12 ATC CE/Management Services 1C.1 Pedestrian Improvements		\$62,401	\$0	\$62,401	\$47,550		\$47,550	\$14,850		\$14,850	
Work Authorization 13 ATC PM Core Services 2021		\$2,324,106	\$0	\$2,324,106	\$2,324,073		\$2,324,073	\$33		\$33	
Work Authorization 14 ATC CEI Services 1A.9 2020 LMIG Resurfacing		\$512,184	\$0	\$512,184	\$512,184		\$512,184	\$0		\$0	
CO#1 Work Authorization 18 ATC PM Core Services 2023		\$4,426,309	\$0	\$4,426,309	\$4,426,297		\$4,426,297	\$12		\$12	
CO#1 Work Authorization 19 ATC CEI Services 1A.10 2021 LMIG Resurfacing		\$636,452	\$0	\$636,452	\$201,593		\$201,593	\$434,859		\$434,859	
Work Authorization 20 ATC CEI Services 1A.3 Phase 2 Resurfacing		\$682,115	\$0	\$682,115	\$299,609		\$299,609	\$382,506		\$382,506	
Work Authorization 21 ATC CEI Services 1A.11 2022 LMIG Resurfacing		\$682,115	\$0	\$682,115	\$542,823		\$542,823	\$139,292		\$139,292	
Work Authorization 16.2 ATC CEI Services 1A.13 Phase Two Resurfacing Part 2		\$792,070	\$0	\$792,070	\$153,637		\$153,637	\$638,433		\$638,433	
Work Authorization 22 ATC CEI Services 1A.12 2023 LMIG Resurfacing		\$782,115	\$0	\$782,115	\$68,933		\$68,933	\$713,182		\$713,182	
Work Authorization 2 ATC CEI Services 1A.1 2018 LMIG Resurfacing		\$271,857	\$0	\$271,857	\$271,857		\$271,857	\$0		\$0	
Work Authorization 23 ATC CEI Services 1A.13 2024 LMIG Resurfacing		\$750,000	\$0	\$750,000				\$750,000		\$750,000	
Work Authorization 24 ATC PM Core Services 2024		\$4,500,000	\$0	\$4,500,000	\$1,291,965		\$1,291,965	\$3,208,035		\$3,208,035	
Work Authorization 3 ATC CEI Services 1A.2 Phase 1 SPLOST Resurfacing (ABC)		\$1,131,944	\$0	\$1,131,944	\$1,131,944		\$1,131,944	\$0		\$0	
Work Authorization 4 ATC PM Core Services 2019		\$970,483	\$0	\$970,483	\$970,483		\$970,483	\$0		\$0	
Work Authorization 6 ATC CEI Services 1B.2 Flat Shoals, Henderson, Salem Sidewalks		\$693,896	\$0	\$693,896	\$675,923		\$675,923	\$17,973		\$17,973	
Work Authorization 9 ATC CEI Services 1B.3 South River Trail Phase V		\$9,547	\$0	\$9,547	\$9,547		\$9,547	\$0		\$0	
Work Authorization 10 ATC PM Core Services 2020		\$1,967,967	\$0	\$1,967,967	\$1,967,967		\$1,967,967	\$0		\$0	
Work Authorization 11 ATC CEI Services 1A.5 2019 LMIG Resurfacing		\$441,070	\$0	\$441,070	\$441,070		\$441,070	\$0		\$0	
Work Authorization 7 ATC CEI Services 1B.1.4 Rockbridge Road Streetscape		\$332,791	\$0	\$332,791	\$332,791		\$332,791	\$0		\$0	

* Actual Expenditures are based on submitted invoices



	SPLOST Referendum Budget	Budget Authorized			Actual Expenditures			Available Balance			SPLOST Referendum Balance
		SPLOST	Other Sources	Total	SPLOST	Other Sources	Total	SPLOST	Other Sources	Total	
Transportation Project Management Unallocated (CO#4)		\$1,415,833	\$0	\$1,415,833				\$1,415,833		\$1,415,833	
1M - Commission District Transportation Projects	\$7,972,564	\$4,703,899	\$344,970	\$5,048,869	\$1,332,239		\$1,332,239	\$3,371,660	\$344,970	\$3,716,630	\$3,268,664
Commission District Transportation Projects	\$7,056,673	\$4,703,899	\$344,970	\$5,048,869	\$1,332,239		\$1,332,239	\$3,371,660	\$344,970	\$3,716,630	\$2,352,773
Commission District 2 Transportation Projects		\$1,008,096	\$0	\$1,008,096				\$1,008,096		\$1,008,096	
Commission District 3 Transportation Projects		\$930,000	\$0	\$930,000	\$649,427		\$649,427	\$280,573		\$280,573	
Commission District 4 Transportation Projects		\$475,803	\$344,970	\$820,773	\$300,183		\$300,183	\$175,620	\$344,970	\$520,590	
Commission District 5 Transportation Projects		\$0	\$0	\$0							
Commission District 6 Transportation Projects		\$1,000,000	\$0	\$1,000,000	\$332,629		\$332,629	\$667,371		\$667,371	
Commission District 7 Transportation Projects		\$1,000,000	\$0	\$1,000,000				\$1,000,000		\$1,000,000	
1M.1 Commission District 1		\$290,000	\$0	\$290,000	\$50,000		\$50,000	\$240,000	\$0	\$240,000	
Commission District 1 Transportation Projects		\$290,000	\$0	\$290,000	\$50,000		\$50,000	\$240,000		\$240,000	
2 - Public Safety Facilities and Related Capital Equipment	\$95,709,755	\$58,483,756	\$692,285	\$59,176,040	\$25,433,291	\$692,285	\$26,125,576	\$33,050,465	\$0	\$33,050,465	\$37,225,998
2A - Replace Existing Fire Station(s) and Construct New Fire Station(s) and Related Capital Equipment	\$46,492,710	\$41,324,891	\$0	\$41,324,891	\$10,007,928		\$10,007,928	\$31,316,963	\$0	\$31,316,963	\$5,167,819
Fire Station No. 7		\$6,704,942	\$0	\$6,704,942	\$6,587,580		\$6,587,580	\$117,362		\$117,362	
Fire Station No. 27		\$7,209,602	\$0	\$7,209,602	\$621,829		\$621,829	\$6,587,773		\$6,587,773	
Fire Station No. 16		\$8,380,000	\$0	\$8,380,000	\$307,723		\$307,723	\$8,072,277		\$8,072,277	
Fire Station No. 14		\$1,000,000	\$0	\$1,000,000	\$912,773		\$912,773	\$87,227		\$87,227	
Fire Station No. 28		\$9,138,750	\$0	\$9,138,750	\$572,306		\$572,306	\$8,566,444		\$8,566,444	
Fire Station No. 5		\$8,210,000	\$0	\$8,210,000	\$1,005,717		\$1,005,717	\$7,204,283		\$7,204,283	
2A.7 - Security Camera Installations at DeKalb County Fire Stations		\$681,597	\$0	\$681,597				\$681,597	\$0	\$681,597	
Security Camera Installations at DeKalb County Fire Stations		\$681,597	\$0	\$681,597				\$681,597		\$681,597	
2B - Repair Fire Stations and Related Capital Equipment	\$3,502,351	\$3,100,000	\$0	\$3,100,000	\$2,997,530		\$2,997,530	\$102,470	\$0	\$102,470	\$402,351
Repair Fire Stations and Related Capital Equipment	\$3,100,000	\$3,100,000	\$0	\$3,100,000	\$2,997,530		\$2,997,530	\$102,470		\$102,470	\$0
Roof Maintenance Repair and Replacement at DeKalb County Fire Stations		\$1,136,640	\$0	\$1,136,640	\$1,034,530		\$1,034,530	\$102,110		\$102,110	
Alerting Systems at DeKalb County Fire Stations		\$1,963,360	\$0	\$1,963,360	\$1,963,000		\$1,963,000	\$360		\$360	
2C - Upgrade Fire Radio System	\$1,694,686	\$1,500,000	\$0	\$1,500,000	\$1,499,471		\$1,499,471	\$529	\$0	\$529	\$194,686
Upgrade Fire Radio System	\$1,500,000	\$1,500,000	\$0	\$1,500,000	\$1,499,471		\$1,499,471	\$529		\$529	\$0
2D - Purchase Fire Quick Response Units	\$2,259,581	\$2,000,000	\$0	\$2,000,000	\$1,989,669		\$1,989,669	\$10,331	\$0	\$10,331	\$259,581
Purchase Fire Quick Response Units	\$2,000,000	\$2,000,000	\$0	\$2,000,000	\$1,989,669		\$1,989,669	\$10,331		\$10,331	\$0
Purchase and Upfitting of Fire Quick Response Vehicles (10)		\$2,000,000	\$0	\$2,000,000	\$1,989,669		\$1,989,669	\$10,331		\$10,331	
2E - Repair and Replace Police Precinct(s) and Public Safety Facility(ies)	\$3,227,445	\$2,854,316	\$0	\$2,854,316	\$2,832,657		\$2,832,657	\$21,660	\$0	\$21,660	\$373,128
Repair and Replace Police Precincts and Public Safety Facilities		\$2,854,316	\$0	\$2,854,316	\$2,832,657		\$2,832,657	\$21,660		\$21,660	
Exchange Elevators		\$859,464	\$0	\$859,464	\$859,464		\$859,464	\$0		\$0	

* Actual Expenditures are based on submitted invoices

	SPLOST Referendum Budget	Budget Authorized			Actual Expenditures			Available Balance			SPLOST Referendum Balance
		SPLOST	Other Sources	Total	SPLOST	Other Sources	Total	SPLOST	Other Sources	Total	
Fire Services Training Facility		\$1,994,852	\$0	\$1,994,852	\$1,973,193		\$1,973,193	\$21,660		\$21,660	
2F - Police Vehicles	\$6,333,946	\$5,606,300	\$692,285	\$6,298,585	\$5,598,745	\$692,285	\$6,291,029	\$7,555	\$0	\$7,555	\$727,645
Police Vehicles	\$5,606,300	\$5,606,300	\$692,285	\$6,298,585	\$5,598,745	\$692,285	\$6,291,029	\$7,555	\$0	\$7,555	\$0
2G - Repair or Replace Bobby Burgess Building	\$30,843,287	\$2,098,249	\$0	\$2,098,249	\$507,291		\$507,291	\$1,590,958	\$0	\$1,590,958	\$28,745,038
Bobby Burgess Building A&E Needs Assessment		\$0	\$0	\$0							
2G.2 Bobby Burgess Evidence Storage Facility		\$2,098,249	\$0	\$2,098,249	\$507,291		\$507,291	\$1,590,958	\$0	\$1,590,958	
Bobby Burgess Evidence Storage Facility		\$2,098,249	\$0	\$2,098,249	\$507,291		\$507,291	\$1,590,958		\$1,590,958	
2H - Planning and Design for Public Safety Training Facility	\$1,355,749	\$0	\$0	\$0				\$0	\$0	\$0	\$1,355,749
Planning and Design for Public Safety Training Facility		\$0	\$0	\$0							
3 - Repair of Capital Outlay Projects	\$64,680,519	\$55,059,566	\$7,006,309	\$62,065,875	\$36,662,215	\$6,136,149	\$42,798,365	\$18,397,350	\$870,160	\$19,267,510	\$9,620,953
3-1 - Parks and Recreation Repairs	\$42,084,704	\$35,375,355	\$6,584,545	\$41,959,899	\$23,110,056	\$5,763,908	\$28,873,965	\$12,265,298	\$820,636	\$13,085,934	\$6,709,349
3A - Athletic Fields	\$13,162,062	\$11,580,428	\$1,500,000	\$13,080,428	\$9,229,255	\$1,500,000	\$10,729,255	\$2,351,172	\$0	\$2,351,172	\$1,581,634
Athletic Fields	\$11,650,000	\$0	\$0	\$0							\$11,650,000
A/E Services for DeKalb County Athletic Fields		\$315,166	\$0	\$315,166				\$315,166		\$315,166	
Truelove Park Athletic Fields		\$0	\$0	\$0							
3A.11 Gresham Park Baseball Fields Renovation		\$2,500,000	\$1,500,000	\$4,000,000	\$2,216,848	\$1,500,000	\$3,716,848	\$283,152	\$0	\$283,152	
Gresham Park Baseball Fields Renovation		\$2,500,000	\$1,500,000	\$4,000,000	\$2,216,848	\$1,500,000	\$3,716,848	\$283,152	\$0	\$283,152	
3A.12 Athletic Field Renovations at Exchange, Wade Walker, Mid Way and Shoal Creek Parks		\$6,719,586	\$0	\$6,719,586	\$5,872,980		\$5,872,980	\$846,606	\$0	\$846,606	
Athletic Field Renovations at Exchange, Wade Walker, Midway and Shoal Creek Parks		\$6,719,586	\$0	\$6,719,586	\$5,872,980		\$5,872,980	\$846,606		\$846,606	
3A.13 Athletic Field Lighting and Electrical Improvements at Truelove Park		\$500,000	\$0	\$500,000	\$486,840		\$486,840	\$13,160	\$0	\$13,160	
Athletic Field Lighting and Electrical Improvements at Truelove Park		\$500,000	\$0	\$500,000	\$486,840		\$486,840	\$13,160		\$13,160	
3A.14 - Athletic Scoreboards at DeKalb County Athletic Fields		\$110,612	\$0	\$110,612	\$99,627		\$99,627	\$10,985	\$0	\$10,985	
Athletic Scoreboards at Hamilton, Shoal Creek 1 and Rock Chapel Parks		\$110,612	\$0	\$110,612	\$99,627		\$99,627	\$10,985		\$10,985	
3A.15 - Athletic Field Renovations at Hamilton, Redan, and Truelove Parks		\$1,435,064	\$0	\$1,435,064	\$552,960		\$552,960	\$882,103	\$0	\$882,103	
Athletic Field Renovations at Hamilton, Redan, and Truelove Parks		\$1,435,064	\$0	\$1,435,064	\$552,960		\$552,960	\$882,103		\$882,103	
3B - Renovate Athletic and Recreation Facilities	\$9,490,242	\$9,226,016	\$285,000	\$9,511,016	\$5,329,957		\$5,329,957	\$3,896,059	\$285,000	\$4,181,059	\$264,226
A/E Services for Athletic and Recreation Facilities		\$518,167	\$0	\$518,167	\$227,664		\$227,664	\$290,503		\$290,503	
Parks and Recreation Facilities - Roof Maintenance Repair and Replacement		\$2,820,494	\$0	\$2,820,494	\$2,820,494		\$2,820,494	\$0		\$0	
3B.2 Roof Maintenance Repair and Replacement at DeKalb County Athletic and Recreation Facilities		\$2,820,494	\$0	\$2,820,494	\$2,820,494		\$2,820,494	\$0	\$0	\$0	
NH Scott Recreation Center Roof Repair and Replacement		\$349,066	\$0	\$349,066	\$349,066		\$349,066	\$0		\$0	
Midway Park Metal Roof (1)		\$49,212	\$0	\$49,212	\$49,212		\$49,212	\$0		\$0	

* Actual Expenditures are based on submitted invoices



Monthly Progress Report November 2024

	SPLOST Referendum Budget	Budget Authorized			Actual Expenditures			Available Balance			SPLOST Referendum Balance
		SPLOST	Other Sources	Total	SPLOST	Other Sources	Total	SPLOST	Other Sources	Total	
Redan Park Metal Roof (5)		\$120,957	\$0	\$120,957	\$120,957		\$120,957	\$0		\$0	
Rock Chapel Park Metal Roof (2)		\$89,508	\$0	\$89,508	\$89,508		\$89,508	\$0		\$0	
Shoal Creek Park Metal Roof (2)		\$103,814	\$0	\$103,814	\$103,814		\$103,814	\$0		\$0	
True Love Park Metal Roof (1)		\$70,560	\$0	\$70,560	\$70,560		\$70,560	\$0		\$0	
Community Achievement Center Roof Repair and Replacement		\$0	\$0	\$0							
Porter Sanford III Performing Arts & Community Center Roof Repair and Replacement		\$218,200	\$0	\$218,200	\$218,200		\$218,200	\$0		\$0	
Lucious Sanders Community Center Roof Repair and Replacement		\$345,095	\$0	\$345,095	\$345,095		\$345,095	\$0		\$0	
Wade Walker Park Facilities Roof Repair and Replacement		\$138,760	\$0	\$138,760	\$138,760		\$138,760	\$0		\$0	
Lithonia Park Shelter Roof Repair and Replacement		\$55,402	\$0	\$55,402	\$55,402		\$55,402	\$0		\$0	
Callanwolde Fine Arts Center Roof Repair and Replacement		\$1,049,450	\$0	\$1,049,450	\$1,049,450		\$1,049,450	\$0		\$0	
Gresham Park Concession Building Roof Repair and Replacement		\$43,804	\$0	\$43,804	\$43,804		\$43,804	\$0		\$0	
Wade Walker Park Maintenance Shop Roof Repair and Replacement		\$186,666	\$0	\$186,666	\$186,666		\$186,666	\$0		\$0	
Roof Repairs Unallocated		\$0	\$0	\$0							
3B.3 Athletic and Recreation Facilities Modernizations and Upgrades		\$4,662,355	\$285,000	\$4,947,355	\$1,362,245		\$1,362,245	\$3,300,109	\$285,000	\$3,585,109	
Athletic and Recreation Facilities Modernizations and Upgrades		\$4,662,355	\$285,000	\$4,947,355	\$1,362,245		\$1,362,245	\$3,300,109	\$285,000	\$3,585,109	
3B.3.99 Athletic and Recreation Facilities Unallocated		\$2,030,633	\$0	\$2,030,633				\$2,030,633		\$2,030,633	
3B.3.8 Midway Park Concession		\$120,049	\$0	\$120,049	\$118,849		\$118,849	\$1,200	\$0	\$1,200	
3B.1.8 Midway Park Concession A/E Services		\$0	\$0	\$0							
3B.3.8 Midway Park Concession Modernizations and Upgrades		\$120,049	\$0	\$120,049	\$118,849		\$118,849	\$1,200		\$1,200	
3B.3.9 Midway Park Football Press Box		\$567,846	\$0	\$567,846	\$212,016		\$212,016	\$355,830	\$0	\$355,830	
3B.1.9 Midway Park Football Press Box A/E Services		\$0	\$0	\$0							
3B.3.9 Midway Park Football Press Box Modernizations and Upgrades		\$567,846	\$0	\$567,846	\$212,016		\$212,016	\$355,830		\$355,830	
3B.3.10 Exchange Park Pavilion Restroom		\$1,283,133	\$0	\$1,283,133	\$378,606		\$378,606	\$904,527	\$0	\$904,527	
3B.1.10 Exchange Park Pavilion Restroom A/E Services		\$0	\$0	\$0							
3B.3.10 Exchange Park Pavilion Restroom Modernizations and Upgrades		\$1,283,133	\$0	\$1,283,133	\$378,606		\$378,606	\$904,527		\$904,527	
3B.3.12 Exchange Facility Improvements		\$193,030	\$0	\$193,030	\$193,030		\$193,030	\$0	\$0	\$0	
3B.3.12 Exchange Facility Drainage Improvements		\$193,030	\$0	\$193,030	\$193,030		\$193,030	\$0		\$0	
3B.3.13 Gresham Park Concession Building		\$162,609	\$0	\$162,609	\$154,689		\$154,689	\$7,920	\$0	\$7,920	

* Actual Expenditures are based on submitted invoices

	SPLOST Referendum Budget	Budget Authorized			Actual Expenditures			Available Balance			SPLOST Referendum Balance
		SPLOST	Other Sources	Total	SPLOST	Other Sources	Total	SPLOST	Other Sources	Total	
3B.3.13 Gresham Park Concession Building Modernizations and Upgrades		\$162,609	\$0	\$162,609	\$154,689		\$154,689	\$7,920		\$7,920	
3B.3.14 Exchange Park Center Gymnasium Floor Improvements		\$305,055	\$0	\$305,055	\$305,055		\$305,055	\$0	\$0	\$0	
3B.3.14 Exchange Park Center Gymnasium Floor Improvements		\$305,055	\$0	\$305,055	\$305,055		\$305,055	\$0		\$0	
3B.3.17 Gresham Park Football Field House Modernizations and Upgrades		\$0	\$285,000	\$285,000				\$0	\$285,000	\$285,000	
3B.3.17 Gresham Park Football Field House Modernizations and Upgrades		\$0	\$285,000	\$285,000					\$285,000	\$285,000	
3B.4 Athletic and Recreation Facilities Pavilion, Shelter and Shade Structure Improvements		\$1,225,000	\$0	\$1,225,000	\$919,553		\$919,553	\$305,447	\$0	\$305,447	
Athletic and Recreation Facilities Pavilions, Shelters and Shade Structures Improvements		\$1,225,000	\$0	\$1,225,000	\$919,553		\$919,553	\$305,447		\$305,447	
3B.4.1 Exchange Park Entrance		\$230,223	\$0	\$230,223	\$1,000		\$1,000	\$229,223	\$0	\$229,223	
3B.4.1 Exchange Park Entrance Pavilions, Shelters and Shade Structures		\$230,223	\$0	\$230,223	\$1,000		\$1,000	\$229,223		\$229,223	
3B.4.2 Shoal Creek II Park		\$169,976	\$0	\$169,976	\$154,976		\$154,976	\$15,000	\$0	\$15,000	
3B.4.2 Shoal Creek II Park Pavilions, Shelters and Shade Structures		\$169,976	\$0	\$169,976	\$154,976		\$154,976	\$15,000		\$15,000	
3B.4.3 Glen Emerald Park		\$272,153	\$0	\$272,153	\$248,153		\$248,153	\$24,000	\$0	\$24,000	
3B.4.3 Glen Emerald Park Pavilions, Shelters and Shade Structures		\$272,153	\$0	\$272,153	\$248,153		\$248,153	\$24,000		\$24,000	
3B.4.4 County Line Park		\$372,969	\$0	\$372,969	\$355,126		\$355,126	\$17,843	\$0	\$17,843	
3B.4.4 County Line Park Pavilions, Shelters and Shade Structures		\$372,969	\$0	\$372,969	\$355,126		\$355,126	\$17,843		\$17,843	
3B.4.5 Emory Grove Park		\$98,634	\$0	\$98,634	\$98,634		\$98,634	\$0	\$0	\$0	
3B.4.5 Emory Grove Park Pavilions, Shelters and Shade Structures		\$98,634	\$0	\$98,634	\$98,634		\$98,634	\$0		\$0	
3B.4.11 Washington Park		\$67,664	\$0	\$67,664	\$61,664		\$61,664	\$6,000	\$0	\$6,000	
3B.4.11 Washington Park Pavilions, Shelters and Shade Structures		\$67,664	\$0	\$67,664	\$61,664		\$61,664	\$6,000		\$6,000	
3B.4.99 Athletic and Rec Facilities Pavilion, Shelter and Shade Structure Improvements Unallocated		\$13,380	\$0	\$13,380				\$13,380	\$0	\$13,380	
Athletic and Recreation Facilities Pavilions, Shelters and Shade Structures Improvements Unallocated		\$13,380	\$0	\$13,380				\$13,380		\$13,380	
3C - Parks, Playgrounds, and Recreational Areas	\$7,795,556	\$4,247,873	\$3,599,345	\$7,847,218	\$3,760,200	\$3,074,345	\$6,834,545	\$487,673	\$525,000	\$1,012,673	\$3,547,682
Parks, Playground and Recreation Areas	\$6,900,000	\$0	\$0	\$0							\$6,900,000
Lithonia Park Playground		\$200,000	\$170,657	\$370,657	\$200,000	\$170,657	\$370,657	\$0	\$0	\$0	
A/E Services for Parks, Playgrounds, and Recreational Areas		\$194,366	\$0	\$194,366	\$52,401		\$52,401	\$141,966		\$141,966	
3C.16 A/E Services at DeKalb County Parks, Playgrounds, and Recreational Areas		\$194,366	\$0	\$194,366	\$52,401		\$52,401	\$141,966	\$0	\$141,966	
3C.16.1 Oak Creek Park Playground and Pavilion		\$46,000	\$0	\$46,000	\$46,000		\$46,000	\$0	\$0	\$0	

* Actual Expenditures are based on submitted invoices

	SPLOST Referendum Budget	Budget Authorized			Actual Expenditures			Available Balance			SPLOST Referendum Balance
		SPLOST	Other Sources	Total	SPLOST	Other Sources	Total	SPLOST	Other Sources	Total	
3C.16.1 Oak Creek Park Playground and Pavilion		\$46,000	\$0	\$46,000	\$46,000		\$46,000	\$0		\$0	
3C.16.2 Tobie Grant Park Master Plan		\$15,921	\$0	\$15,921	\$6,401		\$6,401	\$9,520	\$0	\$9,520	
3C.16.2 Tobie Grant Park Master Plan		\$15,921	\$0	\$15,921	\$6,401		\$6,401	\$9,520		\$9,520	
3C.16.99 A/E Services at DeKalb County Parks, Playgrounds and Rec Areas Unallocated		\$132,445	\$0	\$132,445				\$132,445	\$0	\$132,445	
Parks Playgrounds and Recreational Areas Unallocated		\$132,445	\$0	\$132,445				\$132,445		\$132,445	
3C.17 Glen Emerald Dam Trail Improvements		\$500,047	\$3,428,688	\$3,928,735	\$500,047	\$2,903,688	\$3,403,735	\$0	\$525,000	\$525,000	
Glen Emerald Dam and Trail Improvements		\$500,047	\$3,428,688	\$3,928,735	\$500,047	\$2,903,688	\$3,403,735	\$0	\$525,000	\$525,000	
3C.18 Parks, Playgrounds, and Recreational Areas Construction		\$3,353,460	\$0	\$3,353,460	\$3,007,752		\$3,007,752	\$345,708	\$0	\$345,708	
Parks, Playgrounds and Recreational Areas (14 Parks)		\$3,353,460	\$0	\$3,353,460	\$3,007,752		\$3,007,752	\$345,708		\$345,708	
3C.18.1 Shoal Creek 3 Park Playground		\$284,513	\$0	\$284,513	\$284,513		\$284,513	\$0	\$0	\$0	
3C.18.1 Shoal Creek 3 Park Playground		\$284,513	\$0	\$284,513	\$284,513		\$284,513	\$0		\$0	
3C.18.3 Oak Creek Park Playground		\$352,287	\$0	\$352,287	\$352,287		\$352,287	\$0	\$0	\$0	
3C.18.3 Oak Creek Park Playground		\$352,287	\$0	\$352,287	\$352,287		\$352,287	\$0		\$0	
3C.18.4 Emmie Smith Park Playground		\$311,797	\$0	\$311,797	\$311,797		\$311,797	\$0	\$0	\$0	
3C.18.4 Emmie Smith Park Playground		\$311,797	\$0	\$311,797	\$311,797		\$311,797	\$0		\$0	
3C.18.5 Emory Grove Park Playground		\$345,708	\$0	\$345,708				\$345,708	\$0	\$345,708	
3C.18.5 Emory Grove Park Playground		\$345,708	\$0	\$345,708				\$345,708		\$345,708	
3C.18.6 Princeton Park Playground		\$199,676	\$0	\$199,676	\$199,676		\$199,676	\$0	\$0	\$0	
3C.18.6 Princeton Park Playground		\$199,676	\$0	\$199,676	\$199,676		\$199,676	\$0		\$0	
3C.18.8 Medlock Park Playground		\$425,172	\$0	\$425,172	\$425,172		\$425,172	\$0	\$0	\$0	
3C.18.8 Medlock Park Playground		\$425,172	\$0	\$425,172	\$425,172		\$425,172	\$0		\$0	
3C.18.9 Washington Park Playground		\$227,467	\$0	\$227,467	\$227,467		\$227,467	\$0	\$0	\$0	
3C.18.9 Washington Park Playground		\$227,467	\$0	\$227,467	\$227,467		\$227,467	\$0		\$0	
3C.18.10 Bruce Street Park Playground		\$264,932	\$0	\$264,932	\$264,932		\$264,932	\$0	\$0	\$0	
3C.18.10 Bruce Street Park Playground		\$264,932	\$0	\$264,932	\$264,932		\$264,932	\$0		\$0	
3C.18.12 Shoal Creek 2 Park Playground		\$383,751	\$0	\$383,751	\$383,751		\$383,751	\$0	\$0	\$0	
3C.18.12 Shoal Creek 2 Park Playground		\$383,751	\$0	\$383,751	\$383,751		\$383,751	\$0		\$0	
3C.18.13 WD Thomson Park Playground		\$328,553	\$0	\$328,553	\$328,553		\$328,553	\$0	\$0	\$0	
3C.18.13 WD Thomson Park Playground		\$328,553	\$0	\$328,553	\$328,553		\$328,553	\$0		\$0	
3C.18.15 Wade Walker Park Playground		\$229,604	\$0	\$229,604	\$229,604		\$229,604	\$0	\$0	\$0	
3C.18.15 Wade Walker Park Playground		\$229,604	\$0	\$229,604	\$229,604		\$229,604	\$0		\$0	
3D - Pools and Other Aquatics Facilities	\$4,462,673	\$3,939,500	\$0	\$3,939,500	\$498,441		\$498,441	\$3,441,059	\$0	\$3,441,059	\$523,172
Pools and Other Aquatic Facilities		\$0	\$0	\$0							
3D.1 Pools and Other Aquatics Facilities A&E Services		\$204,500	\$0	\$204,500	\$192,537		\$192,537	\$11,963	\$0	\$11,963	
Pools and Other Aquatic Facilities A&E Services		\$204,500	\$0	\$204,500	\$192,537		\$192,537	\$11,963		\$11,963	
3D.2 NH Scott Pool Renovations and Upgrades		\$3,735,000	\$0	\$3,735,000	\$305,904		\$305,904	\$3,429,096	\$0	\$3,429,096	
NH Scott Park Pool Renovations and Upgrades		\$3,735,000	\$0	\$3,735,000	\$305,904		\$305,904	\$3,429,096		\$3,429,096	
3E - Resurfacing Trails and Paved Areas	\$3,389,372	\$3,000,000	\$0	\$3,000,000	\$1,820,784		\$1,820,784	\$1,179,216	\$0	\$1,179,216	\$389,371
Resurfacing Trails and Paved Areas		\$0	\$0	\$0							
Resurfacing Trails and Paved Areas		\$3,000,000	\$0	\$3,000,000	\$1,820,784		\$1,820,784	\$1,179,216		\$1,179,216	

* Actual Expenditures are based on submitted invoices

	SPLOST Referendum Budget	Budget Authorized			Actual Expenditures			Available Balance			SPLOST Referendum Balance
		SPLOST	Other Sources	Total	SPLOST	Other Sources	Total	SPLOST	Other Sources	Total	
Mary Scott Park		\$63,731	\$0	\$63,731	\$63,731		\$63,731	\$0		\$0	
Hidden Acres Park		\$292,446	\$0	\$292,446	\$292,446		\$292,446	\$0		\$0	
Chestnut Street Complex		\$621,027	\$0	\$621,027	\$621,027		\$621,027	\$0		\$0	
Rock Chapel Park		\$165,354	\$0	\$165,354	\$165,354		\$165,354	\$0		\$0	
Gresham Park Resurfacing - Rec Center		\$288,214	\$0	\$288,214	\$288,155		\$288,155	\$59		\$59	
Resurfacing Trails and Paved Areas Unallocated		\$1,051,482	\$0	\$1,051,482				\$1,051,482		\$1,051,482	
3E.1 Resurfacing Trails and Paved Areas		\$517,746	\$0	\$517,746	\$390,072		\$390,072	\$127,675	\$0	\$127,675	
3E.1.7 Gresham Park Resurfacing - Athletic Fields		\$433,763	\$0	\$433,763	\$313,344		\$313,344	\$120,419	\$0	\$120,419	
Gresham Park Resurfacing - Athletic Fields		\$433,763	\$0	\$433,763	\$313,344		\$313,344	\$120,419		\$120,419	
3E.1.8 Lithonia Park Resurfacing - Parking		\$83,983	\$0	\$83,983	\$76,728		\$76,728	\$7,256	\$0	\$7,256	
Lithonia Park Resurfacing - Parking		\$83,983	\$0	\$83,983	\$76,728		\$76,728	\$7,256		\$7,256	
3F - Golf Courses	\$1,129,791	\$1,000,000	\$600,000	\$1,600,000	\$1,000,000	\$589,364	\$1,589,364	\$0	\$10,636	\$10,636	\$129,791
Sugar Creek Golf and Tennis Center Action Plan	\$1,000,000	\$1,000,000	\$600,000	\$1,600,000	\$1,000,000	\$589,364	\$1,589,364	\$0	\$10,636	\$10,636	\$0
Sugar Creek Golf and Tennis Center - Install Musco Lighting System		\$400,000	\$0	\$400,000	\$400,000		\$400,000	\$0		\$0	
Sugar Creek Golf and Tennis Center - Cart Barn Repairs		\$0	\$9,705	\$9,705		\$9,705	\$9,705		\$0	\$0	
Sugar Creek Golf and Tennis Center - Green's Renovation (Sprigging)		\$0	\$254,050	\$254,050		\$254,050	\$254,050		\$1	\$1	
Sugar Creek Golf and Tennis Center - Bridge Repair/Replacement		\$600,000	\$98,058	\$698,058	\$600,000	\$98,058	\$698,058	\$0	\$0	\$0	
Sugar Creek Golf and Tennis Center - Safety Netting		\$0	\$46,290	\$46,290		\$46,290	\$46,290		\$0	\$0	
Sugar Creek Golf and Tennis Center - Cart Path Repairs		\$0	\$175,862	\$175,862		\$175,862	\$175,862		\$0	\$0	
Sugar Creek Golf and Tennis Center - Repair Roof on Pump House		\$0	\$2,200	\$2,200		\$2,200	\$2,200		\$0	\$0	
Sugar Creek Golf and Tennis Center - Shades on Tennis Court		\$0	\$3,200	\$3,200		\$3,200	\$3,200		\$0	\$0	
Sugar Creek Golf and Tennis Center Unallocated		\$0	\$10,636	\$10,636					\$10,636	\$10,636	
3G - Tennis and Basketball Courts Resurfacing	\$2,429,050	\$2,181,538	\$0	\$2,181,538	\$1,271,419		\$1,271,419	\$910,119	\$0	\$910,119	\$247,511
Tennis Court and Basketball Court Resurfacing	\$2,150,000	\$2,181,538	\$0	\$2,181,538	\$1,271,419		\$1,271,419	\$910,119		\$910,119	(\$31,538)
3G.1 - Tennis Court Resurfacing		\$1,840,036	\$0	\$1,840,036	\$932,775		\$932,775	\$907,261	\$0	\$907,261	
Tennis Court Resurfacing		\$1,840,036	\$0	\$1,840,036	\$932,775		\$932,775	\$907,261		\$907,261	
3G.2 - Basketball Court Resurfacing		\$341,502	\$0	\$341,502	\$338,644		\$338,644	\$2,858	\$0	\$2,858	
Basketball Court Resurfacing		\$341,502	\$0	\$341,502	\$338,644		\$338,644	\$2,858		\$2,858	
3H - Stream Bank Restoration / Drainage and Stormwater Improvements	\$225,958	\$200,000	\$600,200	\$800,200	\$200,000	\$600,200	\$800,200	\$0	\$0	\$0	\$25,958
Stream Bank Restoration / Drainage and Stormwater Improvements	\$200,000	\$200,000	\$600,200	\$800,200	\$200,000	\$600,200	\$800,200	\$0	\$0	\$0	\$0
Stream Bank Restoration/Drainage and Stormwater Improvements at Medlock Park		\$55,725	\$0	\$55,725	\$55,725		\$55,725	\$0		\$0	
Stream Bank Restoration/Drainage and Stormwater Improvements at W.D. Thomson Park		\$144,275	\$600,200	\$744,475	\$144,275	\$600,200	\$744,475	\$0	\$0	\$0	



	SPLOST Referendum Budget	Budget Authorized			Actual Expenditures			Available Balance			SPLOST Referendum Balance
		SPLOST	Other Sources	Total	SPLOST	Other Sources	Total	SPLOST	Other Sources	Total	
Stream Bank Restoration/Drainage and Stormwater Improvements Unallocated		\$0	\$0	\$0							
3-2 - General Repairs	\$22,595,815	\$19,684,211	\$421,765	\$20,105,976	\$13,552,159	\$372,241	\$13,924,400	\$6,132,052	\$49,524	\$6,181,576	\$2,911,603
3I - County Courthouse Administrative Complex Including Parking	\$18,641,547	\$16,184,211	\$49,523	\$16,233,735	\$10,137,265		\$10,137,265	\$6,046,946	\$49,523	\$6,096,470	\$2,457,335
Repairs to Courthouse Parking Deck		\$11,751,998	\$0	\$11,751,998	\$5,750,364		\$5,750,364	\$6,001,634		\$6,001,634	
District Attorney Office		\$0	\$0	\$0							
Clerk of the Superior Court		\$0	\$0	\$0							
Office of the Solicitor General		\$0	\$0	\$0							
DeKalb County Court Building Renovations and Upgrades		\$0	\$0	\$0							
Dekalb County Court Building - Construct Special Purpose Court Room		\$0	\$0	\$0							
DeKalb County Court Building - HVAC Equipment Improvements		\$910,000	\$0	\$910,000	\$910,000		\$910,000	\$0		\$0	
DeKalb County Court Building - Elevator Modernization		\$1,046,169	\$49,523	\$1,095,692	\$1,043,799		\$1,043,799	\$2,370	\$49,523	\$51,894	
DeKalb County Court Building - Security Improvements		\$804,944	\$0	\$804,944	\$762,003		\$762,003	\$42,941		\$42,941	
DeKalb County Court Building - Plumbing Repairs		\$0	\$0	\$0							
DeKalb County Court Building - Carpet Replacement		\$0	\$0	\$0							
DeKalb County Court Building - Roof Repairs and Improvements		\$1,671,100	\$0	\$1,671,100	\$1,671,100		\$1,671,100	\$0		\$0	
Courts at Bobby Burgess Facility		\$0	\$0	\$0							
Parking Shortage Resolution		\$0	\$0	\$0							
3J - DeKalb County Senior Center Repairs	\$1,129,791	\$1,000,000	\$0	\$1,000,000	\$915,026		\$915,026	\$84,974	\$0	\$84,974	\$129,791
3J.1 - HVAC Repairs or Replacements at DeKalb County Senior Centers		\$583,271	\$0	\$583,271	\$535,696		\$535,696	\$47,574	\$0	\$47,574	
HVAC Repairs or Replacements at DeKalb County Senior Centers		\$583,271	\$0	\$583,271	\$535,696		\$535,696	\$47,574		\$47,574	
HVAC Repairs at Lou Walker Senior Center		\$242,372	\$0	\$242,372	\$242,372		\$242,372	\$0		\$0	
HVAC Repairs at 30 Warren Street Senior Center		\$293,324	\$0	\$293,324	\$293,324		\$293,324	\$0		\$0	
HVAC Repairs at DeKalb Senior Centers (Approved but Unallocated)		\$47,574	\$0	\$47,574				\$47,574		\$47,574	
3J.2 - Roof Maintenance Repair and Replacement at DeKalb County Senior Centers		\$178,576	\$0	\$178,576	\$145,322		\$145,322	\$33,254	\$0	\$33,254	
Roof Maintenance Repair and Replacement at DeKalb County Senior Centers		\$178,576	\$0	\$178,576	\$145,322		\$145,322	\$33,254		\$33,254	
30 Warren Street Senior Center Roof Repair		\$178,576	\$0	\$178,576	\$145,322		\$145,322	\$33,254		\$33,254	
3J.3 - Elevator Repair at DeKalb County Senior Centers		\$192,689	\$0	\$192,689	\$188,544		\$188,544	\$4,145	\$0	\$4,145	
Elevator Repairs at DeKalb County Senior Centers		\$192,689	\$0	\$192,689	\$188,544		\$188,544	\$4,145		\$4,145	
30 Warren Street Senior Center Elevator Repairs		\$183,089	\$0	\$183,089	\$178,944		\$178,944	\$4,145		\$4,145	
Lou Walker Senior Center Elevator Repairs		\$9,600	\$0	\$9,600	\$9,600		\$9,600	\$0		\$0	

* Actual Expenditures are based on submitted invoices

	SPLOST Referendum Budget	Budget Authorized			Actual Expenditures			Available Balance			SPLOST Referendum Balance
		SPLOST	Other Sources	Total	SPLOST	Other Sources	Total	SPLOST	Other Sources	Total	
3J.4 - Miscellaneous Repairs and Improvements at DeKalb County Senior Centers		\$45,464	\$0	\$45,464	\$45,464		\$45,464	\$0	\$0	\$0	
Miscellaneous Repairs and Improvements at DeKalb County Senior Centers		\$45,464	\$0	\$45,464	\$45,464		\$45,464	\$0		\$0	
3J.4.1 Erosion Control Site Work at Lou Waker Senior Center		\$16,730	\$0	\$16,730	\$16,730		\$16,730	\$0	\$0	\$0	
Erosion Control Site Work at Lou Walker Senior Center		\$16,730	\$0	\$16,730	\$16,730		\$16,730	\$0		\$0	
3J.4.2 Concrete Slab at Dumpster Enclosure at 25 Warren Center		\$28,734	\$0	\$28,734	\$28,734		\$28,734	\$0	\$0	\$0	
Concrete Slab at Dumpster Enclosure at 25 Warren Senior Center		\$28,734	\$0	\$28,734	\$28,734		\$28,734	\$0		\$0	
3K - DeKalb County Health Care Facility Repairs	\$1,129,791	\$1,000,000	\$0	\$1,000,000	\$1,000,000		\$1,000,000	\$0	\$0	\$0	\$129,791
3K.1 - HVAC Repairs or Replacements at DeKalb County Health Care Facilities		\$1,000,000	\$0	\$1,000,000	\$1,000,000		\$1,000,000	\$0	\$0	\$0	
HVAC Repairs or Replacements at DeKalb County Health Care Facilities	\$1,000,000	\$1,000,000	\$0	\$1,000,000	\$1,000,000		\$1,000,000	\$0		\$0	\$0
HVAC Repairs at Richardson Health Care Facility		\$723,186	\$0	\$723,186	\$723,186		\$723,186	\$0		\$0	
HVAC Replacements at North DeKalb Health Center		\$276,814	\$0	\$276,814	\$276,814		\$276,814	\$0		\$0	
3L - DeKalb County Library Repairs	\$1,694,686	\$1,500,000	\$372,241	\$1,872,241	\$1,499,868	\$372,241	\$1,872,109	\$132	\$0	\$133	\$194,686
3L.1 - Dumbwaiter System @ Decatur Main Library		\$71,378	\$0	\$71,378	\$71,378		\$71,378	\$0	\$0	\$0	
Dumbwaiter System at Decatur Main Library		\$71,378	\$0	\$71,378	\$71,378		\$71,378	\$0		\$0	
3L.2 - Roof Maintenance Repair and Replacement at DeKalb County Libraries		\$83,613	\$0	\$83,613	\$83,613		\$83,613	\$0	\$0	\$0	
Roof Maintenance Repair and Replacement at DeKalb County Libraries		\$83,613	\$0	\$83,613	\$83,613		\$83,613	\$0		\$0	
Flat Shoals Library Roof Repair and Replacement		\$83,613	\$0	\$83,613	\$83,613		\$83,613	\$0		\$0	
Library Roof Maintenance Repair and Replacement Unallocated		\$0	\$0	\$0							
3L.3 DeKalb County Libraries Restroom Renovations		\$1,345,010	\$372,241	\$1,717,251	\$1,344,877	\$372,241	\$1,717,118	\$132	\$0	\$133	
DeKalb County Libraries Restroom Renovations		\$1,345,010	\$372,241	\$1,717,251	\$1,344,877	\$372,241	\$1,717,118	\$132	\$0	\$133	
4 - General Administrative Cost for All Projects on Project List	\$6,576,110	\$6,576,110	\$0	\$6,576,110	\$5,574,423		\$5,574,423	\$1,001,687	\$0	\$1,001,687	\$0
General Administrative	\$5,820,644	\$6,576,110	\$0	\$6,576,110	\$5,574,423		\$5,574,423	\$1,001,687		\$1,001,687	(\$755,465)
4.1 DeKalb County		\$1,278,339	\$0	\$1,278,339	\$594,134		\$594,134	\$684,205	\$0	\$684,205	
DeKalb County Administrative Staff		\$1,193,932	\$0	\$1,193,932	\$509,731		\$509,731	\$684,201		\$684,201	
DeKalb County Operating Supplies		\$14,859	\$0	\$14,859	\$14,859		\$14,859	\$0		\$0	
DeKalb County Administrative Advertising Expenses		\$45,484	\$0	\$45,484	\$45,484		\$45,484	\$0		\$0	
DeKalb County Administrative Advertising Expenses UNALLOCATED		\$17,048	\$0	\$17,048	\$17,048		\$17,048	\$0		\$0	
DeKalb County Administrative SPLOST Oversight Committee Audio/Video Transcription		\$7,015	\$0	\$7,015	\$7,012		\$7,012	\$4		\$4	

* Actual Expenditures are based on submitted invoices

	SPLOST Referendum Budget	Budget Authorized			Actual Expenditures			Available Balance			SPLOST Referendum Balance
		SPLOST	Other Sources	Total	SPLOST	Other Sources	Total	SPLOST	Other Sources	Total	
4.2 Project Management		\$5,297,770	\$0	\$5,297,770	\$4,980,288		\$4,980,288	\$317,482	\$0	\$317,482	
PM Public Safety UNALLOCATED		\$163,000	\$0	\$163,000	\$163,000		\$163,000	\$0		\$0	
PM Public Safety WA #4 Core Services 2019		\$342,083	\$0	\$342,083	\$342,083		\$342,083	\$0		\$0	
PM Public Safety WA #10 Core Services 2020		\$693,778	\$0	\$693,778	\$693,778		\$693,778	\$0		\$0	
PM Public Safety WA #13 Core Services 2021		\$1,451,334	\$0	\$1,451,334	\$1,451,313		\$1,451,313	\$20		\$20	
PM Parks and Recreation Repairs UNALLOCATED		\$0	\$0	\$0							
PM Parks and Recreation Repairs WA #4 Core Services 2019		\$150,511	\$0	\$150,511	\$150,511		\$150,511	\$0		\$0	
PM Parks and Recreation Repairs WA #5 CEI Services (3E) Resurfacing Trails and Paved Areas		\$73,500	\$0	\$73,500	\$37,084		\$37,084	\$36,416		\$36,416	
PM Parks and Recreation Repairs WA #10 Core Services 2020		\$305,240	\$0	\$305,240	\$305,240		\$305,240	\$0		\$0	
PM Parks and Recreation Repairs WA #13 Core Services 2021		\$638,680	\$0	\$638,680	\$638,649		\$638,649	\$31		\$31	
PM General Repairs UNALLOCATED		\$0	\$0	\$0							
PM General Repairs WA #4 Core Services 2019		\$80,745	\$0	\$80,745	\$80,745		\$80,745	\$0		\$0	
PM General Repairs WA #10 Core Services 2020		\$163,716	\$0	\$163,716	\$163,716		\$163,716	\$0		\$0	
PM General Repairs WA #13 Core Services 2021		\$340,897	\$0	\$340,897	\$340,291		\$340,291	\$606		\$606	
4A.2.1 PM Public Safety		\$632,586	\$0	\$632,586	\$613,877		\$613,877	\$18,709	\$0	\$18,709	
PM Public Safety WA#15 ATC CEI 2A.1 Fire Station No. 7		\$166,400	\$0	\$166,400	\$158,515		\$158,515	\$7,885		\$7,885	
PM Public Safety WA #16 ATC CEI Services 1A Phase 2 SPLOST Resurfacing		\$466,186	\$0	\$466,186	\$455,362		\$455,362	\$10,824		\$10,824	
4C.2.1 PM General Repairs		\$261,700	\$0	\$261,700				\$261,700	\$0	\$261,700	
PM Public Safety WA #17 ATC ROW Services 1C Glenwood Rd Sidewalk		\$261,700	\$0	\$261,700				\$261,700		\$261,700	
DeKalb County SPLOST II	\$496,086,000	\$31,300,000	\$0	\$31,300,000				\$31,300,000	\$0	\$31,300,000	\$464,786,000
A - Public Safety Purposes	\$91,800,000	\$2,500,000	\$0	\$2,500,000				\$2,500,000	\$0	\$2,500,000	\$89,300,000
Public Safety Purposes	\$91,800,000	\$2,500,000	\$0	\$2,500,000				\$2,500,000		\$2,500,000	\$89,300,000
A1 - Fire Station(s)	\$55,150,000										\$55,150,000
A2 - Police Facilities (including Bobby Burgess Replacement)	\$19,050,000										\$19,050,000
A3 - Courts	\$9,100,000										\$9,100,000
A4 - Animal Welfare Facility	\$7,500,000										\$7,500,000
A5 - Detention Facility Planning	\$1,000,000										\$1,000,000
B - Transportation Purposes	\$253,986,000	\$7,700,000	\$0	\$7,700,000				\$7,700,000	\$0	\$7,700,000	\$246,286,000
Transportation Purposes	\$253,986,000	\$7,700,000	\$0	\$7,700,000				\$7,700,000		\$7,700,000	\$246,286,000
B1 - Roads and Streets (200 miles resurfacing)	\$195,200,000										\$195,200,000
B2 - Sidewalks (25 miles)	\$26,400,000										\$26,400,000
B3- Bicycle Paths/Lanes/Multi-use Trails (15 miles)	\$19,386,000										\$19,386,000
B4 - Bridges	\$11,000,000										\$11,000,000
B5 - Gateways and Streetscapes	\$2,000,000										\$2,000,000
C - Multi-Generational Recreation and Community Purposes	\$83,750,000	\$19,500,000	\$0	\$19,500,000				\$19,500,000	\$0	\$19,500,000	\$64,250,000



	SPLOST Referendum Budget	Budget Authorized			Actual Expenditures			Available Balance			SPLOST Referendum Balance
		SPLOST	Other Sources	Total	SPLOST	Other Sources	Total	SPLOST	Other Sources	Total	
Multi-Generational Recreation and Community Purpose	\$83,750,000	\$19,500,000	\$0	\$19,500,000				\$19,500,000		\$19,500,000	\$64,250,000
C1 - Parks and Recreation Facilities	\$50,750,000										\$50,750,000
C2 - Multi-Generational Facility(ies)	\$20,750,000										\$20,750,000
C3 - Library(ies)	\$12,250,000										\$12,250,000
D - Capital Outlay Projects Owned or Operated by the County	\$66,550,000	\$1,600,000	\$0	\$1,600,000				\$1,600,000	\$0	\$1,600,000	\$64,950,000
Capital Outlay Projects Owned or Operated by the County	\$66,550,000	\$1,600,000	\$0	\$1,600,000				\$1,600,000		\$1,600,000	\$64,950,000
D1 - Water, Sewer and/or Stormwater Facility(ies)	\$30,800,000										\$30,800,000
D2 - Physical and Mental Health Facility(ies)	\$15,000,000										\$15,000,000
D3 - Intergovernmental Capital Outlay Projects	\$8,000,000										\$8,000,000
D4 - Commission District Discretionary Projects	\$7,000,000										\$7,000,000
D5 - Renewable Energy Project(s)	\$5,750,000										\$5,750,000