

February 2026, SPLOST Overview for D7

1. Revenue and Budget Updates
2. Agenda Item Status Reports
3. D7 Summary



Program Management Team



SPLOST I Revenue and Interest

- ↓ SPLOST I Final Revenue and Interest to date \$458,197,048.30
- ↓ SPLOST I Value Encumbered Funds \$388,394,695
- ↓ SPLOST I Expended \$253,749,553
- ↓ SPLOST I Pending \$26,986,695
- ↓ SPLOST I Available \$39,404,904

SPLOST II Revenue and Interest



- ↵ SPLOST II Revenue and Interest to date \$140,570,603.91
- ↵ (Projected \$134,181,228.00)
- ↵ SPLOST II Value BOC Authorized Funds \$124,527,307

- ↵ SPLOST II Expended \$16,735,922

- ↵ SPLOST II Pending \$54,000,000

- ↵ Authorized Budgets over Revenue to date 89%

- ↵ SPLOST II Revenue Trends
 - ↵ Average Distribution per Month 2024 \$6,576,707.11 (9 MOS)
 - ↵ 2025 \$5,934,315.20
 - ↵ Total Program to date monthly avg.... \$6,693,838.28
 - ↵year over year.... (\$642,391.90)
 - ↵ Projected Average.....\$6,389,582.29

SPLOST I Authorizations and Expenditures

SPLOST I Agenda Item Status



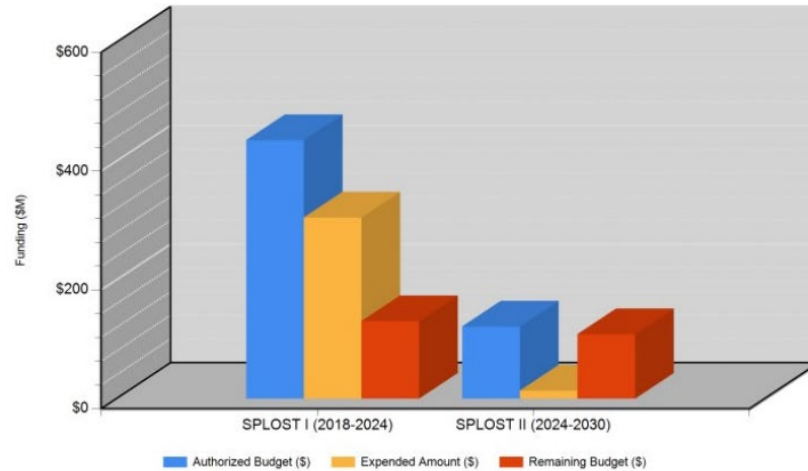
Category	⁶ Revised Referendum Budget	Authorized				Pending	
		Budget	Expended	Authorized Budget Balance	Referendum Budget Balance	Budget	Referendum Budget Balance
DeKalb County SPLOST Original Revenue Estimate	\$ 388,042,978	\$ 388,394,695	\$ 253,749,553	\$ 134,572,142			
Final SPLOST I Sales Tax Collections	\$ 418,236,657						
Interest Accrued to-date	\$ 36,549,636						
Total SPLOST I Sales Tax and Interest	\$ 454,786,294	\$ 388,394,695	\$ 253,749,553	\$ 134,572,142	\$ 66,391,599	\$ 26,986,695	\$ 39,404,904
Transportation Projects	\$ 281,582,030	\$ 262,805,202	\$ 175,004,252	\$ 87,727,950	\$ 18,776,828	\$ 10,334,416	\$ 8,442,412
Public Safety Facilities and Related Capital Equipment	\$ 99,285,480	\$ 58,813,482	\$ 27,373,453	\$ 31,440,029	\$ 40,471,998	\$ 13,922,030	\$ 26,549,968
Repair of Capital Outlay Projects	\$ 67,096,990	\$ 59,954,217	\$ 45,456,245	\$ 14,497,972	\$ 7,142,773	\$ 2,730,249	\$ 4,412,524
Parks and Recreation Repairs	\$ 43,656,993	\$ 38,381,126	\$ 28,409,100	\$ 9,972,026	\$ 5,275,867	\$ 2,730,249	\$ 2,545,618
General Repairs	\$ 23,439,997	\$ 21,573,092	\$ 17,047,145	\$ 4,525,946	\$ 1,866,905	\$ -	\$ 1,866,905

SPLOST II Authorizations and Expenditures



	Referendum Budget	Authorized				Pending	
		Budget	Expended	Authorized Budget Balance	Referendum Budget Balance	Budget	Referendum Budget Balance
DeKalb County SPLOST II	\$ 496,086,000	\$ 93,019,250	\$ 12,493,403	\$ 67,945,377	\$ 403,066,750	\$ 55,893,744	\$ 347,173,006
A. Public Safety Purposes	\$ 91,800,000	\$ 11,637,681	\$ 3,626,923	\$ 5,430,288	\$ 80,162,319	\$ 54,193,744	\$ 25,968,575
B. Transportation Projects	\$ 253,986,000	\$ 21,073,237	\$ 73,143	\$ 21,000,095	\$ 232,912,763	\$ -	\$ 232,912,763
C. Multi-Generational Recreation and Community Purposes	\$ 83,750,000	\$ 31,466,658	\$ 241,406	\$ 31,225,252	\$ 52,283,342	\$ 1,700,000	\$ 50,583,342
C1 - Parks and Recreation Facilities	\$ 48,077,838	\$ 24,206,932	\$ 57,407	\$ 24,149,525	\$ 23,870,906	\$ -	\$ 23,870,906
C2 - Multi-Generational Facilities	\$ 19,657,441	\$ 2,750,000	\$ 125,000	\$ 2,625,000	\$ 16,907,441	\$ -	\$ 16,907,441
C3 - Libraries	\$ 11,604,995	\$ 100,000	\$ -	\$ 100,000	\$ 11,504,995	\$ 1,700,000	\$ 9,804,995
D. Capital Outlay Projects Owned or Operated by the County	\$ 66,550,000	\$ 28,841,674	\$ 8,551,931	\$ 10,289,742	\$ 37,708,326	\$ -	\$ 37,708,326
D1 - Water, Sewer and/or Stormwater Facilities	\$ 29,704,808	\$ 14,900,000	\$ -	\$ 4,900,000	\$ 14,804,808	\$ -	\$ 14,804,808
D2 - Physical and Mental Health Facilities	\$ 14,210,198	\$ 853,923	\$ -	\$ 853,923	\$ 13,356,275	\$ -	\$ 13,356,275
D3 - Intergovernmental Capital Outlay Projects	\$ 8,000,000	\$ 8,000,000	\$ 8,000,000	\$ -	\$ -	\$ -	\$ -
D4.1 - District 1 Discretionary Projects	\$ 1,000,000	\$ -	\$ -	\$ -	\$ 1,000,000	\$ -	\$ 1,000,000
D4.2 - District 2 Discretionary Projects	\$ 1,000,000	\$ -	\$ -	\$ -	\$ 1,000,000	\$ -	\$ 1,000,000
D4.3 - District 3 Discretionary Projects	\$ 1,000,000	\$ 600,000	\$ 325,000	\$ 275,000	\$ 400,000	\$ -	\$ 400,000
D4.4 - District 4 Discretionary Projects	\$ 1,000,000	\$ 500,000	\$ -	\$ 500,000	\$ 500,000	\$ -	\$ 500,000
D4.5 - District 5 Discretionary Projects	\$ 1,000,000	\$ 1,000,000	\$ 194,407	\$ 805,593	\$ -	\$ -	\$ -
D4.6 - District 6 Discretionary Projects	\$ 1,000,000	\$ -	\$ -	\$ -	\$ 1,000,000	\$ -	\$ 1,000,000
D4.7 - District 7 Discretionary Projects	\$ 1,000,000	\$ -	\$ -	\$ -	\$ 1,000,000	\$ -	\$ 1,000,000
D5 - Renewable Energy Project(s)	\$ 5,447,243	\$ 800,000	\$ -	\$ 800,000	\$ 4,647,243	\$ -	\$ 4,647,243

SPLOST Summary

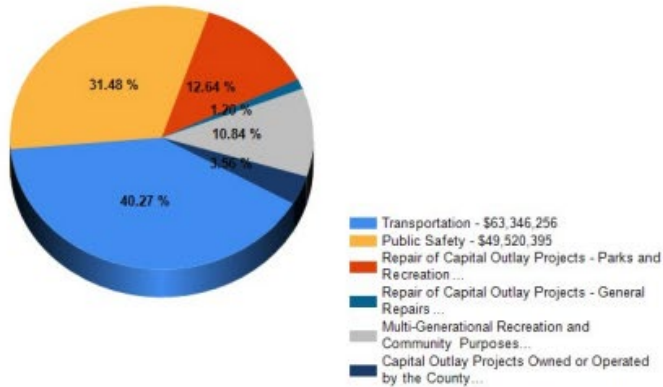


	SPLOST I (2018-2024)			SPLOST II (2024-2030)		
	SPLOST Funds	Other Funds	Total Funds	SPLOST Funds	Other Funds	Total Funds
Authorized	\$365,963,355	\$69,193,550	\$435,156,905	\$116,854,410	\$4,497,075	\$121,351,486
Expended	\$260,378,415	\$44,492,526	\$304,870,941	\$13,090,363		\$13,090,363
Remaining	\$105,584,940	\$24,701,023	\$130,285,963	\$103,764,047	\$4,497,075	\$108,261,123
% Remaining	28.85 %	35.69 %	29.93 %	88.79 %	100.00 %	89.21 %

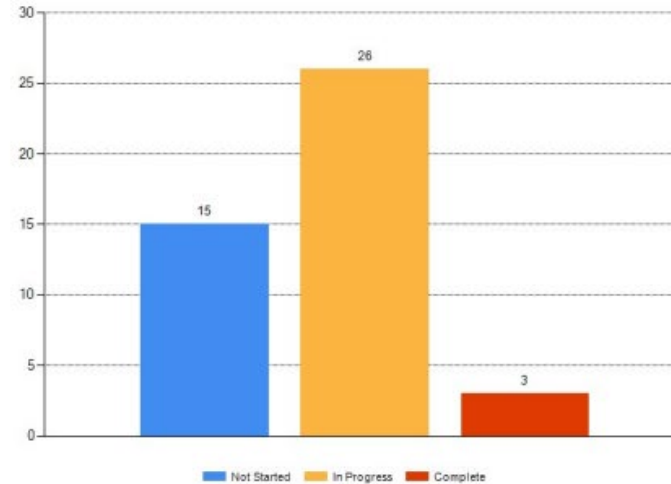
DISTRICT 7 STATUS

COMMISSIONER: LADENA BOLTON

District 7 Budget By Category



District 7 Active Project Status



Questions?



Program Management Team