


# Automated Side-loader Truck


## Changes to Curbside Residential Collection Procedures

To ensure efficient curbside servicing using automated side-loader collection trucks (ASLs), please follow the curbside preparation and collection procedures below.

Place garbage in secure plastic bags prior to placement in the **green garbage roll cart**; place recyclable items loosely in the **blue recycling roll cart**.



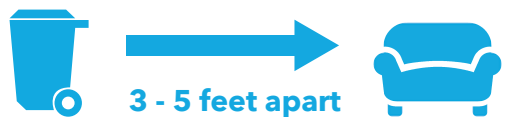
Place roll carts and other items at the curb; roll cart handles must face your home and lid openings must face the street.



Place roll carts and other items as far away as possible from flower beds, mailboxes, or anything that could impede servicing; vehicles should not block the collection truck's service area.



Roll carts, excess bagged garbage, bulky items and other items placed at the curb should be 3 - 5 feet apart from each other.



We strongly recommend upgrading to a 95-gallon garbage roll cart to eliminate excess uncontainerized garbage at the curb.