



CV360 Non-County Account Login Guidance



How to log into CV360 – Non-Count Account

CLICK HERE to take the CV360 online trainings on the DeKalb Training Hub site before accessing system.

If you do not have a County Network Account, your username is your 6-digit DeKalb Employee ID (Example: 691234) on your HR record or your County badge.

Open / Download Google Chrome  or Firefox  before accessing CV360.

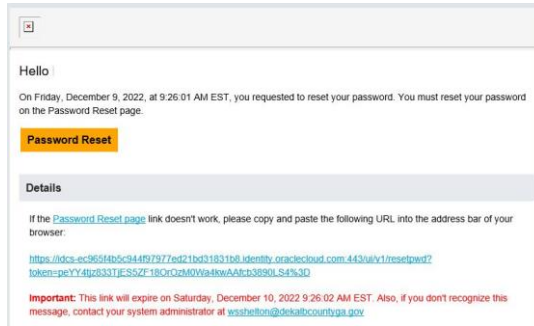
Download Google Chrome: <https://www.google.com/chrome/>

Download Firefox: <https://www.mozilla.org/en-US/firefox/new/>

Step 1	<p>You can access CV360 by clicking this link. You may also copy the below link to your browser and save as a bookmark/favorite on your web browser for future use.</p> <p>https://idcs-1b5172bd800b4d0cb6c0235505318175.identity.oraclecloud.com/ui/v1/myconsole</p>
Step 2	<p>On the Sign-In page, select “CLICK HERE” next to “Need help signing in” to set up your password. The forgot your password box will popup; Next enter your DeKalb Employee ID (Example: 691234) in the ‘What’s your username?’ field and click on next. Note: Your employee ID is always 6 digits and may start with a zero.</p> <div style="display: flex; justify-content: space-around;"> <div data-bbox="305 1304 740 1793"> </div> <div data-bbox="842 1314 1414 1787"> </div> </div>

Step 3

You will receive an email from no-reply@oracle.com with a link to reset the password. Check your spam/ junk folder if you do not see this email in your inbox.




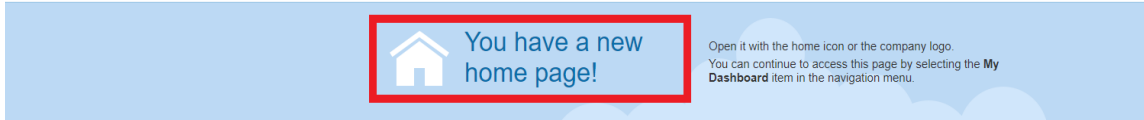
Please note the following password requirements when creating a new password:

- Minimum password length: 10 characters
- Password must contain 1 uppercase letter, 1 lowercase letter, 1 numeric character.

Step 4

After setting up the password using the password reset link, return to the CV360 Sign-in page. Enter your 6-digit DeKalb Employee ID (**Example:** 691234) and password on the below screen.

Note: Your CV360 username will always be you 6-digit DeKalb Employee ID.

<p>Step 5</p>	<p>You will be redirected to the MY APPS page upon successful sign in/authentication. Click on ERTD_PROD to access the CV360 application instance as shown below.</p> 
<p>Step 6</p>	<p>You will now be directed to the CV360 Home Page. Click on the home button to start using CV360.</p> 

Troubleshooting

If you are experiencing CV360 issues, support is available. Please submit a Help Desk ticket or request your Department's Payroll Coordinator to submit a ticket on your behalf [HERE](https://helpdesk.dekalbcountyga.gov). (<https://helpdesk.dekalbcountyga.gov>)