



DeKalb County
G E O R G I A

FY2020 Amended Budget

As proposed February 20, 2020

Chief Executive Officer
Michael L. Thurmond

DeKalb County, GA



Chief Executive Officer

Michael L. Thurmond

Board of Commissioners

District 1
Nancy Jester

District 2
Jeff Rader

District 3
Larry Johnson

District 4
Steve Bradshaw

District 5
Mereda Davis Johnson

District 6
Kathie Gannon

District 7
Lorraine Cochran-Johnson

To: Citizens of DeKalb County
Members, DeKalb County Board of Commissioners
DeKalb County, Georgia

From: CEO Michael Thurmond

Re: Fiscal Year 2020 Budget Amendment

Date: February 20, 2020

This memo serves to present the Chief Executive Officer's amendment to the Fiscal Year 2020 Budget Recommendation submitted to the Board of Commissioners on December 13, 2019.

In the time since our original proposal was submitted, our administration has been tracking all requests from county departments, constitutional officers, and other independent agencies both through the Board of Commissioners' budget hearings as well as requests made to the Office of Management and Budget. I am pleased to present the following amendments to the FY2020 Budget Recommendation which include funding to combat gang violence, improve the county's sanitation service, fund prior-year commitments, and make various adjustments to other department budgets and starting fund balance.

Gang Violence Prevention

Although DeKalb County experienced a double-digit decrease in violent crimes in 2019, the county was plagued by a dramatic uptick in homicides over the previous year. We must provide law enforcement and our prosecutors the tools and resources necessary to reduce homicides and protect the public.

The amended 2020 budget increases funding to the DeKalb County Police Department and the District Attorney's Office to augment their anti-gang efforts. The amended proposal provides \$193,869 to the Police Department to fund training in gang violence prevention strategies, acquire technology to process and analyze data from cell phones, and hire a crime analyst assigned to the Gang Unit to review and interpret crime trends and intelligence gathered in criminal investigations.

The District Attorney's Office would receive \$303,407 to enhance their capabilities to target and eradicate gang and violent crime. This provides funding to hire an intelligence data analyst for the Crime Strategies/Community Partnerships Unit to compile, process, and manage investigative data, funding for an additional attorney and investigator to supplement the Major Crimes Unit, and associated funding for equipment. This proposal also funds technology to analyze cell phones and computers that will allow the District Attorney's Office to create a digital crime lab on par with State and Federal law enforcement agencies.

Sanitation Service Improvements

In 2013 DeKalb County completed a multi-year study to determine the most efficient way to provide Sanitation pick up for county residents. The effort known as “Rolling Forward to One” recommended changing the county’s garbage pick-up from twice per week to once per week. The promised benefits of this effort were multi-faceted. First, projected cost savings associated with the effort would allow residents to avoid a rate increase in the near term. Second, less frequent pick-up would reduce the associated pollution caused by sanitation trucks. Third, the county would purchase Automated Side Loading (ASL) trucks with an actuating arm that would only require one person on a truck who would be able to perform the work of two. Fourth, the reduction in staffing on sanitation trucks would allow employees to work in other positions in the Beautification area. Finally, standardized roll carts would be issued to each resident to provide for greater uniformity and a cleaner look in neighborhoods.

The county failed to fully execute on its plan. The Thurmond Administration has steered “Rolling Forward to One” back on track. During the FY2019 the county received delivery of 46 ASL trucks. The FY2020 budget will fulfill the promise made to our sanitation customers in 2013 regarding this effort.

We are proposing to allocate \$1.9 million to implement phase two of the plan by upgrading garbage containers to 95-gallon roll carts. This will ensure residents have enough capacity in their garbage container which will reduce or eliminate unsightly over-filled trash bins, and no longer force residents to leave garbage on the ground near the garbage receptacle. Additionally, this budget will increase the salaries of Commercial Driver’s License (CDL) certified employees who are the foundation of this initiative designed to improve customer service and reduce costs. These salary adjustments will help the county recruit and retain CDL drivers.

Other Budget Adjustments

The proposed amendment makes additional adjustments summarized below.

- Fund Balance: Starting fund balances for the tax funds were restated based on the most current 2019 data available. These adjustments bring the starting fund balance across all tax funds to \$112.2 million, an increase of \$2.1 million from the original proposal.
- Public Defender: \$215,525 to restore funding for two positions.
- Tax Commissioner: \$120,000 due to increased filing fees. This adjustment is budget neutral because it is offset by an additional \$120,000 in revenue.
- Cost Allocation Study: \$117,000 in the Office of Management and Budget for a new cost allocation study. The last cost allocation study for the county was performed in 2017. The study will allow the county budget to more accurately capture indirect costs incurred by each county department. Funding for the study was included in the FY2019 budget; however, the selection and approval of the contract were not finalized until January 2020.
- Public Works Director: \$91,913 to hire a business analyst to assist in data analysis and business planning.
- Clerk of Superior Court: \$45,000 due to increased fees for hearing officers for the Board of Equalization.
- Fire: Transferred \$36,000 from the Fire Fund to the General Fund to cover the cost of ambulance staging.
- Beautification: Removed \$14,832 in salaries that were incorrectly entered.
- Hotel-Motel Tax: \$457,936 for bridge repair at Sugar Creek Golf Course.
- Sanitation: \$7,464,286 transferred to CIP for construction of a new cell at the Seminole Road Landfill.

- Vehicle Replacement: \$45,368,193 to fund encumbrances carried over from FY2019. Starting fund balance for the Vehicle Replacement Fund was increased by a corresponding amount.

Conclusion

We have made great strides in the past three years by instilling fiscal stability and making strategic investments in an array of county services. I would like to thank the more than 6,000 county employees whose dedication to public service has made our success possible. I ask for your support of the FY2020 budget, which will allow us to continue our efforts to improve transparency, accountability, and efficiency in county operations and restore trust in DeKalb County.

CC: Zachary Williams, Chief Operating Officer/ Executive Assistant
Dianne McNabb, Chief Financial Officer
Staff, Office of Management and Budget



Chief Executive Officer
Michael L. Thurmond

Board of Commissioners

District 1
Nancy Jester

District 2
Jeff Rader

District 3
Larry Johnson

District 4
Steve Bradshaw

District 5
Mereda Davis Johnson

District 6
Kathie Gannon

District 7
Lorraine Cochran-Johnson

To: Citizens of DeKalb County
Members, DeKalb County Board of Commissioners
DeKalb County, Georgia

From: CEO Michael Thurmond

Re: FY2020 Proposed Budget

Date: December 16, 2019

Over the past three budget cycles, DeKalb County Government has made prudent decisions to prepare for the county's financial future.

Using the fabled story of "The Ant and the Grasshopper" as a guide, DeKalb County is following the example of the ant, who worked diligently during the summer to save for the coming winter, and not the grasshopper, who squandered its time.

As a result of collaborative decision making, the county has eliminated a structural deficit of \$24.7 million, balanced the budget and stored \$110 million in the rainy-day fund.

The proposed FY2020 budget continues to build upon this foundation while also prioritizing compensation increases for DeKalb's most important resource, dedicated and hardworking employees. The Thurmond administration has proposed a four-percent pay raise for more than 2,300 public safety employees that includes police officers, firefighters, code enforcement officers, E911 operators, sheriff's deputies and detention officers, and solicitor-general and district attorney investigators.

The proposed FY2020 budget also includes a two-percent raise for all other DeKalb County employees and an adjustment for county retirees.


We anticipate a \$20 million increase in tax fund revenues in 2020 and have allocated \$9.8 million to absorb employee healthcare cost increases and \$7 million for the employee cost of living adjustment.

DeKalb County continues its commitment to beautifying the county and eradicating blight through various initiatives including Operation Clean Sweep, demolition and abatements, and bus stop cleanups.

The proposed budget also provides funding to the DeKalb County Department of Health to improve child well-being by expanding access to resources that offer children and families support.

DeKalb County remains committed to making financially prudent decisions and wisely utilizing all available resources to their fullest potential.

The Ants & the Grasshopper



One bright day in late autumn a family of Ants were bustling about in the warm sunshine, drying out the grain they had stored up during the summer, when a starving Grasshopper, his fiddle under his arm, came up and humbly begged for a bite to eat.

"What!" cried the Ants in surprise, "haven't you stored anything away for the winter? What in the world were you doing all last summer?"

"I didn't have time to store up any food," whined the Grasshopper; "I was so busy making music that before I knew it the summer was gone."

The Ants shrugged their shoulders in disgust.

"Making music, were you?" they cried. "Very well; now dance!" And they turned their backs on the Grasshopper and went on with their work.

There's a time for work and a time for play.

DeKalb County, Georgia - FY20 Recommended Budget Control Sheet

Fund/Department		FY19 Budget	FY20 Base	Base Adjustments	Operating Enhancements	Capital Enhancements	FY20 Total	Change (\$) FY19/20	Change (%) FY 19/20	Fund Pos FY19	Fund Pos FY20	
Tax Funds												
General (100)												
4200	Animal Services	5,970,551	5,635,689	366,563	23,100	-	6,025,352	54,801	0.9%	24	24	
0200	Board of Commissioners	3,880,619	3,932,820	-	45,316	-	3,978,136	97,517	2.5%	31	31	
2200	Budget	998,498	724,977	177,561	126,215	-	1,028,753	30,255	3.0%	9	8	
0100	Chief Executive Officer	3,317,934	3,436,070	90,872	187,667	-	3,714,609	396,675	12.0%	30	26	
4000	Child Advocate	2,888,757	2,693,384	268,054	32,977	-	2,994,415	105,658	3.7%	33	31	
7800	Citizen Help Center (311)	472,444	458,182	139,520	4,419	-	602,121	129,677	27.4%	10	10	
3600	Clerk of Superior Court	7,356,601	7,495,232	45,000	81,350	-	7,621,582	264,981	3.6%	92	92	
7200	Community Service Board	2,134,057	2,134,057	-	-	-	2,134,057	-	0.0%	-	-	
9000	Contributions (General Tax)	4,187,683	-	-	-	6,866,195	6,866,195	2,678,512	64.0%	-	-	
6900	Cooperative Extension	1,104,769	985,921	48,540	113,755	-	1,148,216	43,447	3.9%	14	13	
9300	Debt Service	8,596,337	9,096,851	-	-	-	9,096,851	500,514	5.8%	-	-	
4400	DEMA (Emergency Mgt)	1,512,439	674,767	117,324	248,889	-	1,040,980	(471,459)	-31.2%	7	7	
7400	DFACS (Dept of Fam & Child Srvc)	1,278,220	1,278,220	-	-	-	1,278,220	-	0.0%	-	-	
3900	District Attorney	16,914,905	16,597,181	913,002	738,292	-	18,248,475	1,333,570	7.9%	173	176	
5600	Economic Dev. (General Fund)	1,635,000	1,285,000	-	-	-	1,285,000	(350,000)	-2.1%	-	-	
2900	Elections	2,807,695	2,850,085	1,895,757	418,947	-	5,164,789	2,357,094	84.0%	14	14	
0700	Ethics Board	581,151	578,530	-	5,706	-	584,236	3,085	0.5%	3	3	
1100	Facilities	19,668,088	17,944,044	187,662	934,124	-	19,065,830	(602,258)	-3.1%	52	52	
2100	Finance	5,986,130	6,037,603	90,765	144,184	-	6,272,552	286,422	4.8%	64	64	
4900	Fire (General Fund)	1,743,267	2,009,811	1,582,421	745,155	-	4,337,387	2,594,120	148.8%	20	30	
0800	Geographic Information Systems	2,496,939	2,468,265	-	22,870	-	2,491,135	(5,804)	-0.2%	22	22	
7100	Health Board	4,740,323	4,740,323	-	149,689	-	4,890,012	149,689	3.2%	-	-	
9000	HOST Capital Contributions	-	-	-	-	-	-	-	NA	-	-	
1500	Human Resources	4,335,896	4,198,209	147,535	140,137	-	4,485,881	149,985	3.5%	34	35	
7500	Human Services	5,804,289	5,792,580	80,000	329,334	-	6,201,914	397,625	6.9%	36	36	
0500	Internal Audit	1,672,020	1,553,141	366,592	16,953	-	1,936,686	264,666	15.8%	13	13	
1600	IT	23,102,309	23,000,693	202,874	1,675,818	-	24,879,385	1,777,076	7.7%	76	78	
3400	Juvenile Court	7,459,640	7,482,705	156,580	125,209	-	7,764,494	304,854	4.1%	80	80	
0300	Law	4,665,268	4,118,871	734,569	45,266	-	4,898,706	233,438	5.0%	34	34	
6800	Libraries	19,550,853	20,565,287	-	176,022	-	20,741,309	1,190,456	6.1%	239	248	
4800	Magistrate Court	3,778,144	3,628,455	311,739	26,697	-	3,966,891	188,747	5.0%	23	23	
4300	Medical Examiner	2,878,823	2,950,449	45,235	24,235	-	3,019,919	141,096	4.9%	18	18	
9100	Non-Departmental	7,907,392	6,449,714	-	-	-	6,449,714	(1,457,678)	-18.4%	-	-	
9700	Pension Allocation	27,189,825	28,588,847	-	882,928	-	29,471,775	2,281,950	8.4%	-	-	
5100	Planning & Sustainability	2,505,787	1,398,820	448,716	558,552	-	2,406,088	(99,699)	-4.0%	17	17	
4600	Police (General Fund)	7,362,019	6,308,087	(257,932)	232,198	-	6,282,353	(1,079,666)	-14.7%	25	16	
4100	Probate Court	2,051,677	2,135,045	-	67,877	-	2,202,922	151,245	7.4%	27	27	
2700	Property Appraisal	5,234,942	5,533,764	68,351	70,901	-	5,673,016	438,074	8.4%	70	70	
4500	Public Defender	9,344,994	9,556,844	215,525	122,388	-	9,894,757	549,763	5.9%	94	94	
5500	Public Works Director	554,403	534,757	-	97,736	-	632,493	78,090	14.1%	4	5	
1400	Purchasing	2,828,943	2,767,602	81,690	189,179	-	3,038,471	209,528	7.4%	31	33	
3200	Sheriff	77,276,845	73,407,466	1,206,039	2,740,086	-	77,353,591	76,746	0.1%	753	713	
3800	Solicitor	7,809,265	8,048,784	-	111,259	-	8,160,043	350,778	4.5%	90	90	
3700	State Court	15,580,033	15,696,396	275,846	492,140	-	16,464,382	884,349	5.7%	195	195	
3500	Superior Court	10,235,484	10,799,025	227,210	107,438	-	11,133,673	898,189	8.8%	98	98	
2800	Tax Commissioner	8,227,465	8,067,555	521,021	264,978	-	8,853,554	626,089	7.6%	103	103	
Total General Fund (100)		357,628,723	345,640,108	10,754,631	12,519,986	6,866,195	375,780,920	18,152,197	5.1%	2,658	2,629	
Projected Ending Fund Balance							74,498,038					
Total General Fund (100) Total Bottom Line							450,278,958					

DeKalb County, Georgia - FY20 Recommended Budget Control Sheet

Fund/Department	FY19 Budget	FY20 Base	Base Adjustments	Operating Enhancements	Capital Enhancements	FY20 Total	Change (\$) FY19/20	Change (%) FY 19/20	Fund Pos FY19	Fund Pos FY20
Fire Fund (270)										
9000 Contributions	-	-	-	-	-	-	-	NA	-	-
9300 Debt Service	795,262	791,986	-	-	-	791,986	(3,276)	-0.4%	-	-
4900 Fire	61,217,318	60,432,052	2,794,459	2,135,640	-	65,362,151	4,144,833	6.8%	705	704
9100 Non-Departmental	5,316,350	5,358,084	-	-	-	5,358,084	41,734	0.8%	-	-
9700 Pension Allocation	6,948,076	7,305,581	-	225,624	-	7,531,205	583,129	8.4%	-	-
Total Fire Fund (270)	74,277,006	73,887,703	2,794,459	2,361,264	-	79,043,426	4,766,420	6.4%	705	704
Projected Ending Fund Balance						6,884,013				
Fire Fund (270) Total Bottom Line						85,927,439				
Designated Fund (271)										
9300 Debt Service	154,082	153,447	-	-	-	153,447	(635)	-0.4%	-	-
9000 Contributions	980,000	-	-	-	200,000	200,000	(780,000)	-79.6%	-	-
9100 Non-Departmental	5,876,391	4,755,139	-	-	-	4,755,139	(1,121,252)	-19.1%	-	-
6100 Parks	15,704,585	14,640,819	422,545	212,633	-	15,275,997	(428,588)	-2.7%	110	110
9700 Pension Allocation	2,408,100	2,532,006	-	78,198	-	2,610,204	202,104	8.4%	-	-
5700 Roads & Drainage	16,365,657	16,117,422	230,596	95,019	-	16,443,037	77,380	0.5%	131	131
5400 Transportation	2,340,171	2,233,150	-	89,942	-	2,323,092	(17,079)	-0.7%	17	18
Total Designated Fund (271)	43,828,986	40,431,982	653,141	475,792	200,000	41,760,916	(2,068,070)	-4.7%	258	259
Projected Ending Fund Balance						5,104,677				
Designated Fund (271) Total Bottom Line						46,865,593				
Unincorporated Fund (272)										
5800 Beautification	7,845,369	5,613,536	160,813	548,389	-	6,322,738	(1,522,631)	-19.4%	68	66
5900 Code	3,806,682	4,223,142	571,779	155,159	-	4,950,080	1,143,398	30.0%	62	61
9000 Contributions	-	-	-	-	-	-	-	NA	-	-
9100 Non-Departmental	1,812,912	2,090,048	-	-	2,100,000	4,190,048	2,377,136	131.1%	-	-
9700 Pension Allocation	1,486,618	1,563,132	-	48,276	-	1,611,408	124,790	8.4%	-	-
5100 Planning & Sustainability	1,605,313	1,478,448	199,038	16,396	-	1,693,882	88,569	5.5%	18	18
3700 Traffic Court	4,631,777	4,619,073	204,062	48,621	-	4,871,756	239,979	5.2%	55	55
Total Unincorporated Fund (272)	21,188,671	19,587,379	1,135,692	816,841	2,100,000	23,639,912	2,451,241	11.6%	203	200
Projected Ending Fund Balance						3,723,358				
Unincorporated Fund (272) Total Bottom Line						27,363,270				

DeKalb County, Georgia - FY20 Recommended Budget Control Sheet

Fund/Department	FY19 Budget	FY20 Base	Base Adjustments	Operating Enhancements	Capital Enhancements	FY20 Total	Change (\$) FY19/20	Change (%) FY 19/20	Fund Pos FY19	Fund Pos FY20
Hospital/Grady Fund (273)										
9500 Grady Subsidy	12,934,952	12,934,952	-	-	-	12,934,952	-	0.0%	-	-
9500 Grady Debt	7,455,525	7,455,525	-	-	-	7,455,525	-	0.0%	-	-
9500 Other Professional Services	20,000	20,000	-	-	-	20,000	-	0.0%	-	-
Total Hospital/Grady Fund (273)	20,410,477	20,410,477	-	-	-	20,410,477	-	0.0%	-	-
Projected Ending Fund Balance						1,336,118				
Hospital/Grady Fund (273) Total Bottom Line						21,746,595				
Police Fund (274)										
9000 Contributions	-	-	-	-	-	-	-	NA	-	-
9300 Debt	1,521,250	1,514,982	-	-	-	1,514,982	(6,268)	-0.4%	-	-
9100 Non-Departmental	9,734,721	9,583,680	-	-	-	9,583,680	(151,041)	-1.6%	-	-
9700 Pension Allocation	9,227,736	9,702,539	-	299,650	-	10,002,189	774,453	8.4%	-	-
4600 Police	87,717,377	80,584,920	6,053,559	5,849,496	-	92,487,975	4,770,598	5.4%	911	919
Total Police Fund (274)	108,201,084	101,386,121	6,053,559	6,149,146	-	113,588,826	5,387,742	5.0%	911	919
Projected Ending Fund Balance						20,823,059				
Police Fund (274) Total Bottom Line						134,411,885				
Countywide Debt Fund (410)										
9300 Debt	11,833,817	11,928,875	-	-	-	11,928,875	95,058	0.8%	-	-
Total Countywide Debt Fund (410)	11,833,817	11,928,875	-	-	-	11,928,875	95,058	0.8%	-	-
Projected Ending Fund Balance						118,675				
Countywide Debt Fund (410) Total Bottom Line						12,047,550				
Unincorporated Debt Fund (411)										
9300 Debt	15,360,588	15,353,288	-	-	-	15,353,288	(7,300)	0.0%	-	-
Total Uninc Debt Fund (411)	15,360,588	15,353,288	-	-	-	15,353,288	(7,300)	0.0%	-	-
Projected Ending Fund Balance						1,012,725				
Unincorporated Debt Fund (411) Total Bottom Line						16,366,013				
Tax Funds Grand Total										
Operations	652,729,352	628,625,934	21,391,482	22,323,029	9,166,195	681,506,640	28,777,288	4.4%	4,735	4,711
Projected Ending Fund Balance						113,500,663	(24)			
Tax Funds Total Bottom Line						795,007,303				
Special Revenue Funds										
Development Fund (201)										
5100 Planning & Sustainability	7,153,000	7,589,244	711,842	881,154	-	9,182,240	2,029,240	28.4%	56	67
Total Development Fund (201)	7,153,000	7,589,244	711,842	881,154	-	9,182,240	2,029,240	28.4%	56	67
Projected Ending Fund Balance						12,413,591				
Development Fund (201) Total Bottom Line						21,595,831				

DeKalb County, Georgia - FY20 Recommended Budget Control Sheet

Fund/Department	FY19 Budget	FY20 Base	Base Adjustments	Operating Enhancements	Capital Enhancements	FY20 Total	Change (\$) FY19/20	Change (%) FY 19/20	Fund Pos FY19	Fund Pos FY20
DCTV/PEG Fund (203)										
0100 DCTV / PEG Fund	542,302	548,288	-	848	-	549,136	6,834	1.3%	1	1
Total PEG (Cable TV) (203) less reserves	542,302	548,288	-	848	-	549,136	6,834	1.3%	1	1
Projected Ending Fund Balance						146,786				
DCTV/PEG Fund (203) Total Bottom Line						695,922				
County Jail Fund (204)										
10000 Fund Cost Centers	1,250,368	1,146,675	-	-	-	1,146,675	(103,693)	-8.3%	-	-
Total County Jail Fund (204)	1,250,368	1,146,675	-	-	-	1,146,675	(103,693)	-8.3%	-	-
Projected Ending Fund Balance						-				
County Jail Fund (204) Total Bottom Line						1,146,675				
Foreclosure Registry Fund (205)										
05800 Beautification	148,837	151,000	-	-	-	151,000	2,163	1.5%	-	-
Total Foreclosure Registry Fund (205) less reserves	148,837	151,000	-	-	-	151,000	2,163	1.5%	-	-
Projected Ending Fund Balance						140,957				
Foreclosure Registry Fund (205) Total Bottom Line						291,957				
Victim Assistance Fund (206)										
3100 Victims Assistance	1,057,342	822,948	-	-	-	822,948	(234,394)	-22.2%	-	-
Total Victim Assistance Fund (206)	1,057,342	822,948	-	-	-	822,948	(234,394)	-22.2%	-	-
Projected Ending Fund Balance						-				
Victim Assistance Fund (206) Total Bottom Line						822,948				
Recreation Fund (207)										
6200 Recreation	908,389	909,152	-	-	-	909,152	763	0.1%	1	1
Total Recreation Fund (207)	908,389	909,152	-	-	-	909,152	763	0.1%	1	1
Projected Ending Fund Balance						31,851				
Recreation Fund (207) Total Bottom Line						941,003				
Juvenile Services Fund (208)										
3400 Juvenile Court	124,446	119,259	-	-	-	119,259	(5,187)	-4.2%	-	-
Total Juvenile Services Fund (208)	124,446	119,259	-	-	-	119,259	(5,187)	-4.2%	-	-
Projected Ending Fund Balance						-				
Juvenile Services Fund (208) Total Bottom Line						119,259				

DeKalb County, Georgia - FY20 Recommended Budget Control Sheet

Fund/Department	FY19 Budget	FY20 Base	Base Adjustments	Operating Enhancements	Capital Enhancements	FY20 Total	Change (\$) FY19/20	Change (%) FY 19/20	Fund Pos FY19	Fund Pos FY20
Drug Abuse Treatment Fund (209)										
2500 Drug Abuse	255,000	194,022				194,022	(60,978)	-23.9%	-	-
Total Drug Abuse Treatment Fund (209)	255,000	194,022	-	-	-	194,022	(60,978)	-23.9%	-	-
Projected Ending Fund Balance						-				
Drug Abuse Treatment Fund (209) Total Bottom Line						194,022				
Street Lights Fund (211)										
5400 Transportation (Public Works)	4,740,158	4,743,978	-	1,544		4,745,522	5,364	0.1%	1	1
Total Street Lights Fund (211) less reserves	4,740,158	4,743,978	-	1,544	-	4,745,522	5,364	0.1%	1	1
Projected Ending Fund Balance						980,775				
Street Lights Fund (211) Total Bottom Line						5,726,297				
Speed Humps Fund (212)										
5700 Public Works - Roads & Drainage	340,383	348,462	-	3,306		351,768	11,385	3.3%	2	2
Total Speed Humps Fund (212)	340,383	348,462	-	3,306	-	351,768	11,385	3.3%	2	2
Projected Ending Fund Balance						1,356,217				
Speed Humps Fund (212) Total Bottom Line						1,707,985				
E-911 Fund (215)										
02600 E-911	12,419,475	12,448,405	370,832	291,197		13,110,434	690,959	5.6%	124	130
Total E-911 Fund (215)	12,419,475	12,448,405	370,832	291,197	-	13,110,434	690,959	5.6%	124	130
Projected Ending Fund Balance						-				
E-911 Fund (215) Total Bottom Line						13,110,434				
Hotel/Motel Tax Fund (275)										
100000 Hotel/Motel Tax	1,500,000	5,646,724				5,646,724	4,146,724	276.4%	-	-
Total Hotel/Motel Fund (275)	1,500,000	5,646,724	-	-	-	5,646,724	4,146,724	276.4%	-	-
Projected Ending Fund Balance						-				
Hotel/Motel Tax Fund (275) Total Bottom Line						5,646,724				
Rental Car Tax Fund (280)										
10000 Rental Car Tax	597,815	655,283				655,283	57,468	9.6%	-	-
Total Rental Car Tax Fund (280)	597,815	655,283	-	-	-	655,283	57,468	9.6%	-	-
Projected Ending Fund Balance						-				
Rental Car Tax Fund (280) Total Bottom Line						655,283				
Special Revenue Funds Grand Total										
Operations	31,037,515	35,323,440	1,082,674	1,178,049		37,584,163	6,546,648	21.1%	185	202
Projected Ending Fund Balance						15,070,177				
Special Revenue Funds Total Bottom Line						52,654,340				

DeKalb County, Georgia - FY20 Recommended Budget Control Sheet

Fund/Department	FY19 Budget	FY20 Base	Base Adjustments	Operating Enhancements	Capital Enhancements	FY20 Total	Change (\$) FY19/20	Change (%) FY 19/20	Fund Pos FY19	Fund Pos FY20
Enterprise Funds										
Water & Sewer Operating Fund (511)										
02100 Finance	10,505,535	9,470,698	1,286,251	117,811		10,874,760	369,225	3.5%	112	112
08000 Water & Sewer	146,730,752	146,805,643	849,188	6,050,590		153,705,421	6,974,669	4.8%	683	717
08000 Transfer R&E	32,182,852	24,025,255		2,412,860		26,438,115	(5,744,737)	-17.9%	-	-
08000 Transfer Sinking Fund	62,441,493	65,887,514				65,887,514	3,446,021	5.5%	-	-
Total Water & Sewer Operating Fund (511)	251,860,632	246,189,110	2,135,439	8,581,261	-	256,905,810	5,045,178	2.0%	795	829
Projected Ending Fund Balance						80,694,295				
Water & Sewer Operating Fund (511) Total Bottom Line						337,600,105				
Watershed Sinking Fund (514)										
08000 Watershed (less Reserves)	65,941,493	65,887,514	-	-	-	65,887,514	(53,979)	-0.1%	-	-
Total Watershed Sinking Fund (514)	65,941,493	65,887,514	-	-	-	65,887,514	(53,979)	-0.1%	-	-
Projected Ending Fund Balance						90,980,029				
Watershed Sinking Fund (514) Total Bottom Line						156,867,543				
Sanitation Operating Fund (541)										
08100 Sanitation (Less Transfers to CIP)	70,183,939	67,411,998	-	1,475,056		68,887,054	(1,296,885)	-1.8%	632	600
08100 Sanitation (Transfer to CIP)	1,494,274	-	-		11,077,841	11,077,841	9,583,567	641.4%	-	-
Total Sanitation Operating Fund (541)	71,678,213	67,411,998	-	1,475,056	11,077,841	79,964,895	8,286,682	11.6%	632	600
Projected Ending Fund Balance						9,766,746				
Sanitation Operating Fund (541) Total Bottom Line						89,731,641				
Airport Operating Fund (551)										
08200 Airport (Operations)	4,753,629	2,820,174	258,158	22,047		3,100,379	(1,653,250)	-34.8%	24	22
08200 Airport (Transfer to Airport CIP)	-				1,750,000	1,750,000	1,750,000	NA	-	-
Total Airport Operating Fund (551)	4,753,629	2,820,174	258,158	22,047	1,750,000	4,850,379	96,750	2.0%	24	22
Projected Ending Fund Balance						6,963,029				
Airport Operating Fund (551) Total Bottom Line						11,813,408				
Stormwater Operating Fund (581)										
06700 Stormwater (Operations)	25,361,892	21,345,550	992,692	90,407		22,428,649	(2,933,243)	-11.6%	121	112
06700 Stormwater (Transfer/Capital)	-				525,000	525,000	525,000	NA	-	-
Total Stormwater Operating Fund (581)	25,361,892	21,345,550	992,692	90,407	525,000	22,953,649	(2,408,243)	-9.5%	121	112
Projected Ending Fund Balance						96,812				
Stormwater Operating Fund (581) Total Bottom Line						23,050,461				

DeKalb County, Georgia - FY20 Recommended Budget Control Sheet

Fund/Department	FY19 Budget	FY20 Base	Base Adjustments	Operating Enhancements	Capital Enhancements	FY20 Total	Change (\$) FY19/20	Change (%) FY 19/20	Fund Pos FY19	Fund Pos FY20
Enterprise Funds Grand Total										
Operations	419,595,859	403,654,346	3,386,289	10,168,771	13,352,841	430,562,247	10,966,388	2.6%	1,572	1,563
Projected Ending Fund Balance						188,500,911				
Enterprise Funds Total Bottom Line						619,063,158				
Internal Services Fund										
Fleet - Vehicle Maintenance Fund (611)										
01200 Fleet	30,432,740	32,174,767	931,447	304,761	-	33,410,975	2,978,235	9.8%	141	152
Total Fleet - Vehicle Maint. Fund (611)	30,432,740	32,174,767	931,447	304,761	-	33,410,975	2,978,235	9.8%	141	152
Projected Ending Fund Balance						-				
Fleet - Vehicle Maint. Fund (611) Total Bottom Line						33,410,975				
Vehicle Replacement Fund (621)										
01300 Fleet	79,100,249	72,920,739				72,920,739	(6,179,510)	-7.8%	-	-
Total Vehicle Replacement Fund (621)	79,100,249	72,920,739	-	-	-	72,920,739	(6,179,510)	-7.8%	-	-
Projected Ending Fund Balance						4,044,811				
Vehicle Replacement Fund (621) Total Bottom Line						76,965,550				
Risk Management Fund (631)										
01000 Risk	108,861,510	121,188,256		(167,663)		121,020,593	12,159,083	11.2%	13	11
Total Risk Management Fund (631) less reserves	108,861,510	121,188,256	-	(167,663)	-	121,020,593	12,159,083	11.2%	13	11
Projected Ending Fund Balance						5,054,504				
Risk Management Fund (631) Total Bottom Line						126,075,097				
Workers Compensation Fund (632)										
01000 Workers Comp	6,101,089	7,077,983		7,017		7,085,000	983,911	16.1%	4	5
Total Workers Compensation Fund (631)	6,101,089	7,077,983	-	7,017	-	7,085,000	983,911	16.1%	4	5
Projected Ending Fund Balance						-				
Workers Compensation Fund (632) Total Bottom Line						7,085,000				
Internal Services Funds Grand Total										
Operations	224,495,588	233,361,745	931,447	144,115	-	234,437,307	9,941,719	4.4%	158	168
Projected Ending Fund Balance						9,099,315				
Internal Services Funds Total Bottom Line						243,536,622				

DeKalb County, Georgia - FY20 Recommended Budget Control Sheet

Fund/Department	FY19 Budget	FY20 Base	Base Adjustments	Operating Enhancements	Capital Enhancements	FY20 Total	Change (\$) FY19/20	Change (%) FY 19/20	Fund Pos FY19	Fund Pos FY20
Revenue Bonds Lease Payment Funds										
Building Authority (Juvenile) Lease Payments (412)										
9300 Debt	3,724,909	3,715,227				3,715,227	(9,682)	-0.3%	-	-
Total Building Authority Lease Payment (412)	3,724,909	3,715,227	-	-	-	3,715,227	(9,682)	-0.3%	-	-
Projected Ending Fund Balance						70,021				
Building Authority Lease Payments (412) Total Bottom Line						3,785,248				
Public Safety & Judicial Facility Authority Fund (413)										
9300 Debt	3,106,494	3,093,694				3,093,694	(12,800)	-0.4%	-	-
Total Pub Safe & Jud Fac Authority (413)	3,106,494	3,093,694	-	-	-	3,093,694	(12,800)	-0.4%	-	-
Projected Ending Fund Balance						24,156				
Pub Safe & Jud Fac Authority (413) Total Bottom Line						3,117,850				
Urban Redevelopment Agency Bonds Fund (414)										
9300 Debt	704,636	691,998				691,998	(12,638)	-1.8%	-	-
Total Urban Redev Agency Bonds (414)	704,636	691,998	-	-	-	691,998	(12,638)	-1.8%	-	-
Projected Ending Fund Balance						103,623				
Urban Redev Agency Bonds (414) Total Bottom Line						795,621				
Revenue Bond Funds Grand Total										
Operations	7,536,039	7,500,919	-	-	-	7,500,919	(35,120)	-0.5%	-	-
Projected Ending Fund Balance						197,800				
Revenue Bond Funds Total Bottom Line						7,698,719				
Operating Funds Grand Total										
Operating Funds Only	1,335,394,353	1,308,466,384	26,791,892	33,813,964	22,519,036	1,391,591,276	56,196,923	4.2%	6,650	6,644
Projected Ending Fund Balance						326,368,866				
Operating Funds Total Bottom Line						1,717,960,142				

DeKalb County, Georgia - Tax Funds Rolls Up

FY20 Amended (Feb 20)	Proj Fund Balance	Capital Reserve	Revenue	Recurring Expenses	Capital Reserve Expenses	Budgetary Reserve	Months Reserved	One Month
General Fund (100)	72,980,760	6,866,195	370,432,003	368,914,725	6,866,195	74,498,038	2.42	30,742,894
Fire (270)	6,826,771	-	79,100,668	79,043,426	-	6,884,013	1.05	6,586,952
Designated (271)	5,053,964	200,000	41,611,629	41,560,916	200,000	5,104,677	1.47	3,463,410
Unincorporated (272)	3,723,358	2,100,000	21,539,912	21,539,912	2,100,000	3,723,358	2.07	1,794,993
Hospital (273)	1,320,308	-	20,426,287	20,410,477	-	1,336,118	0.79	1,700,873
Police (274)	20,462,870	-	113,949,015	113,588,826	-	20,823,059	2.20	9,465,736
Countywide Bond (410)	820,376	-	11,227,174	11,928,875	-	118,675	0.12	994,073
Unincorp Bond (411)	1,001,579	-	15,364,434	15,353,288	-	1,012,725	0.79	1,279,441
Total Tax Funds	112,189,986	9,166,195	673,651,122	672,340,445	9,166,195	113,500,663	2.03	56,028,370
Active Funds Only	109,047,723	9,166,195	626,633,227	624,647,805	9,166,195	111,033,145	2.13	52,053,984

DeKalb County, Georgia Capital Improvement Plan

CIP Request No.	Project Description	FY2020 Requests	FY2020 Recommended
2020-100.1	Facilities - HVAC - R22 Change-Out Required by U.S. Environmental Protection Agency	902,000	902,000
2020-100.2	Facilities - 178 Sam's Street Renovation - Building 1, Floors 1 and 2	829,125	To be reviewed with other funding.
2020-100.3	Facilities - Maloof Building 1st Floor Renovation	1,719,960	Not recommended at this time.
2020-100.4	Facilities - 4380 Memorial Drive Warehouse Project - Build New Warehouse	880,000	Not recommended at this time.
2020-100.5	Purchasing - Expansion of main file room	60,000	Not recommended at this time.
2020-100.6	IT - Switching and Wiring Gear Replacement	500,000	500,000
2020-100.7	IT - Replacement of Windows 7	1,500,000	1,500,000
2020-100.8	IT - Security Enhancements	460,000	Not recommended at this time.
2020-100.9	IT - Courtroom Technology Enhancements	350,000	Not recommended at this time.
2020-100.10	IT - PeopleSoft HCM Cloud Migration Funding need for FY20	2,000,000	Not recommended at this time.
2020-100.11	Elections - Materials and Supplies for New Voting Machines	1,369,555	1,369,555
2020-100.12	Sheriff - Odyssey Jail Manager Capital Lease Payments	640,000	640,000
2020-100.13	Sheriff - Phase III Mold Remediation	3,000,001	1,000,000
2020-100.14	Sheriff - Facility Maintenance Capital Projects Plan	7,091,500	Not recommended at this time.
2020-100.15	Juvenile Court - Repairs of Pedestrian and Handicap Access to Building	500,000	300,000
2020-100.16	Juvenile Court - Replacement of Court Security Camera	62,000	Not recommended at this time.
2020-100.17	Clerk of Superior Court - Odyssey Equipment Software	537,782	500,000
2020-100.18	Magistrate Court - Pre-Trial Renovations	29,640	29,640
2020-100.19	Magistrate Court - Self Represented Litigants Center	275,000	Not recommended at this time.
2020-100.20	Magistrate Court - AV Upgrades for Six Courtrooms	150,000	Not recommended at this time.
2020-100.21	Library - Security Cameras for Five Facilities	125,000	125,000
2020-100.22	Library - HVAC Upgrades	602,000	Not recommended at this time.
2020-100.23	Extension Service - Cargo Van for Fresh on DeK Supplies	29,802	Not recommended at this time.
2020-100.24	Extension Service - Fresh on DeK Mobile Unit Replacement	108,000	Not recommended at this time.
2020-100.25	Community Service Board - Winn Way Carpet	160,000	Not recommended at this time.
2020-100.26	Community Service Board - North DeKalb HVAC	50,000	Not recommended at this time.
2020-100.27	Community Service Board - Clifton Springs Restrooms	25,000	Not recommended at this time.
2020-100.28	Community Service Board - Kirkwood HVAC	50,000	Not recommended at this time.
General		24,006,365	6,866,195

DeKalb County, Georgia Capital Improvement Plan

CIP Request No.	Project Description	FY2020 Requests	FY2020 Recommended
2020-271.1	Transportation - Replace of Deteriorating Brick Pavers at Emory Village	150,000	To be reviewed with other funding.
2020-271.2	Transportation - Maintenance and Small Engine Shop	600,000	Not recommended at this time.
2020-271.3	Transportation - 2020 GDOT LMIG Road Resurfacing	4,000,000	Not recommended at this time.
2020-271.4	Parks - Mystery Valley Resurfacing Project	150,000	Not recommended at this time.
2020-271.5	Parks - Club House Renovations	200,000	Not recommended at this time.
2020-271.6	Parks - Bunker Renovation	200,000	Not recommended at this time.
2020-271.7	Parks - Bunker Renovations	150,000	Not recommended at this time.
2020-271.8	Parks - Three Additional Tennis Courts	120,000	Not recommended at this time.
2020-271.9	Parks - Lake and Dam Renovations at Hidden Acres Nature Preserve and Hairston Park	2,400,000	200,000
2020-271.10	Parks - Ellenwood Park (Phase I - site preparation, storm water management and park amenities is \$1.3 million. Phase II - \$1.2 million for site structures and Phase III - \$6.5 million for a community building and the remaining 3 million for engineering.)	1,300,000	Not recommended at this time.
Designated		9,270,000	200,000
2020-274.1	Traffic Court - Building Improvements for Traffic Division	1,250,000	Not recommended at this time.
2020-274.2	Traffic Court - Enhance case closure software	211,000	Not recommended at this time.
2020-274.3	Traffic Court - Computer Upgrades	25,000	Not recommended at this time.
2020-274.4	Traffic Court - Four Smart Tables for Judges	60,000	Not recommended at this time.
2020-274.5	Traffic Court - Electronic Citation System	150,000	Not recommended at this time.
2020-274.6	Reserve for Appropriation	-	2,100,000
Unincorporated		1,696,000	2,100,000
Tax Funds		34,972,365	9,166,195
Water & Sewer		-	-
2020-541.1	Environmental monitoring	1,227,575	1,227,575
2020-541.2	Engineering services for landfill	500,000	500,000
2020-541.3	Cell 1 construction at landfill (added via CEO amendment)	7,464,286	7,464,286
2020-541.4	Purchase of 43,000 90-gallon roll carts (added via CEO amendment)	1,885,980	1,885,980
Sanitation		11,077,841	11,077,841
2020-551.1	Southwest Development	12,000,000	Not recommended at this time.
Airport		12,000,000	-
2020-581.1	Trailer replacement	525,000	525,000
Stormwater		525,000	525,000

DeKalb County, Georgia Capital Improvement Plan

CIP Request No.	Project Description	FY2020 Requests	FY2020 Recommended
Grand Total		58,575,206	20,769,036

Schedule D

DeKalb County, Georgia - FY20 Authorized Position Change

Fund	Department	Cost Center # (Current)	Cost Center # (New)	Start Date	Title	Count	Action
General (100)	District Attorney	N/A	03910	1/1/2020	Investigator II	2	New positions
General (100)	District Attorney	N/A	03910	4/1/2020	Attorney III (added via CEO amendment)	1	New position
General (100)	District Attorney	N/A	03910	4/1/2020	Investigator II (added via CEO amendment)	1	New position
General (100)	District Attorney	N/A	03910	4/1/2020	Intelligence Data Analyst (added via CEO amendment)	1	New position
General (100)	Fire	N/A	04930	4/1/2020	Paramedics	10	New positions
General (100)	Police	04602	04661	1/1/2020	Custodians	-2	Transfer
General (100)	Police	04602	04661	1/1/2020	Custodian Supervisor	-1	Transfer
General (100)	Police	04602	04661	1/1/2020	Supply Specialists	-2	Transfer
General (100)	Police	04602	04661	1/1/2020	Mail Clerk	-1	Transfer
General (100)	Police	N/A	04602	4/1/2020	Criminal Analyst (added via CEO amendment)	1	New position
General (100)	Public Works Director	N/A	05510	4/1/2020	Business Analyst (added via CEO amendment)	1	New position
Development (201)	Planning	N/A	05140	1/1/2020	Building Inspector	2	New positions
Development (201)	Planning	N/A	05160	1/1/2020	Land Development Inspectors	2	New positions
Police (274)	Police	04602	04661	1/1/2020	Custodians	2	Transfer
Police (274)	Police	04602	04661	1/1/2020	Custodian Supervisor	1	Transfer
Police (274)	Police	04602	04661	1/1/2020	Supply Specialists	2	Transfer
Police (274)	Police	04602	04661	1/1/2020	Mail Clerk	1	Transfer
General (100)	Tax Commissioner	02810	02810	10/21/2019	Accountant	1	New position
						22	

DeKalb County, Georgia - 2020 Vehicle Replacement/Addition Schedule

Fund/Department	Category	Cost	Count	Type
Tax Funds				
General (100)				
01100 - FACILITIES MANAGEMENT	Automobile, Sedan, Administrative	25,500	1	Replacement
	Truck, C&C, Flatbed	33,500	1	Replacement
	Truck, C&C, Maintenance Body	33,500	1	Replacement
	Truck, Pickup, 1/2 Ton	96,500	3	Replacement
	Truck, Pickup, 3/4 Ton	33,500	1	Replacement
	Truck, Van, Cargo, 1 Ton	70,000	2	Replacement
	Truck, Van, Cargo, 3/4 Ton	103,500	3	Replacement
		396,000	12	
03200 - SHERIFF'S OFFICE	Automobile, Sedan, Administrative	160,000	6	Replacement
	Automobile, Sedan, Police Package	154,000	4	Replacement
	Automobile, Sport Utility	77,000	2	Replacement
	Truck, Van, Cargo, 1 Ton	50,000	1	Replacement
	Truck, Van, Cargo, 3/4 Ton	50,000	1	Replacement
		491,000	14	
03700 - STATE COURT	Automobile, Sedan, Police Package	138,000	4	Replacement
	Automobile, Sport Utility	34,500	1	Replacement
		172,500	5	
03900 - DISTRICT ATTORNEY	Automobile, Sedan, Administrative	74,000	3	Replacement
	Automobile, Sedan, Police Package	68,000	2	Replacement
	Automobile, Sedan, Administrative	22,000	1	Addition
		164,000	6	
04200 - ANIMAL SERVICES	Truck, Pickup, 3/4 Ton	140,000	2	Replacement
04500 - PUBLIC DEFENDER	Automobile, Sedan, Administrative	23,000	1	Addition
	Automobile, Sedan, Administrative	22,500	1	Replacement
	Automobile, Sport Utility	29,500	1	Replacement
		75,000	3	
Total General Fund (100) Total Bottom Line		1,438,500	42	
Fire Fund (270)				
04900 - FIRE & RESCUE SERVICES	Automobile, Sedan, Administrative	78,000	2	Replacement
	Fire Truck, Ladder	1,200,000	1	Replacement
	Fire Truck, Misc	683,000	1	Replacement
	Fire Truck, Pumper	4,560,000	6	Replacement
	Tractor, Bush Hog	1,200,000	1	Replacement
		7,721,000	11	

DeKalb County, Georgia - 2020 Vehicle Replacement/Addition Schedule

Fund/Department	Category	Cost	Count	Type
Tax Funds				
Fire Fund (270) Total Bottom Line		7,721,000	11	
Designated Fund (271)				
05700 - ROADS AND DRAINAGE	Automobile, Sedan, Administrative	22,500	1	Replacement
	Roller	82,000	1	Replacement
	Trailer	117,000	2	Replacement
	Truck, Bucket Electric	220,000	1	Replacement
	Truck, C&C, 12 Yard Dump	840,000	5	Replacement
	Truck, C&C, 5 Yard Dump, 6 Yard Dump	324,000	3	Replacement
	Truck, C&C, Service Body	160,000	1	Replacement
	Truck, Crew Cab, 12ft Flat Bed, w/Air Co	200,000	1	Replacement
	Truck, Pickup, 1 Ton	32,500	1	Replacement
	Truck, Pickup, 1/2 Ton	116,000	4	Replacement
	Truck, Van, Cargo, 3/4 Ton	59,000	2	Replacement
			2,173,000	22
06100 - PARKS	ATV-All Terrain Vehicle	140,000	5	Replacement
	Mower	136,000	3	Replacement
	Rake	38,000	1	Replacement
	Trailer	101,700	8	Replacement
	Truck, C&C, Flatbed	50,000	1	Replacement
	Truck, Pickup, 1 Ton	200,000	4	Replacement
	Truck, Pickup, 1/2 Ton	63,500	2	Replacement
	Truck, Pickup, 3/4 Ton	150,000	3	Replacement
	Truck, Stake Body	50,000	1	Replacement
			929,200	28
Designated Fund (271) Total Bottom Line		3,102,200	50	
Unincorporated Fund (272)				
05800 - BEAUTIFICATION	Mower	21,500	1	Replacement
	Truck, Refuse, C&C, Rear Loader	510,000	1	Addition
		531,500	2	
05900 - CODE COMPLIANCE	Truck, Pickup, 1/2 Ton	75,000	3	Replacement
Unincorporated Fund (272) Total Bottom Line		606,500	5	
Police Fund (274)				
04600 - POLICE	Automobile, Sedan, Administrative	76,500	3	Replacement
	Automobile, Sedan, Police Package	1,414,000	35	Replacement
	Automobile, Sport Utility	66,000	2	Replacement
	Automobile, Station Wagon	38,500	1	Replacement
	Motorcycle	53,000	2	Replacement
	Truck, Van, 15 Passenger	22,500	1	Replacement
	Truck, Van, Cargo, 3/4 Ton	64,000	2	Replacement
		1,734,500	46	
Police Fund (274) Total Bottom Line		1,734,500	46	
Tax Funds Grand Total		14,602,700	154	

DeKalb County, Georgia - 2020 Vehicle Replacement/Addition Schedule

Fund/Department	Category	Cost	Count	Type
-----------------	----------	------	-------	------

Tax Funds

Special Revenue Funds

Development Fund (201)				
05100 - PLANNING & SUSTAINABILITY	Automobile, Sport Utility	22,000	1	Replacement
	Truck, Pickup, 1/2 Ton	50,000	2	Addition
	Truck, Pickup, 1/2 Ton	90,000	3	Replacement
		162,000	6	
Development Fund (201) Total Bottom Line		162,000	6	
Special Revenue Funds Grand Total		162,000	6	

Enterprise Funds

Water & Sewer Operating Fund (511)				
08000 - WATERSHED MANAGEMENT	Air Compressor, Trailer Mounted	23,500	1	Replacement
	ATV-All Terrain Vehicle	55,000	2	Replacement
	Automobile, Sedan, Administrative	22,500	1	Replacement
	Automobile, Sport Utility	29,500	1	Replacement
	Skidsteer	70,000	1	Replacement
	Trailer	80,000	4	Replacement
	Truck, C&C, 12 Yard Dump	336,000	2	Replacement
	Truck, C&C, 15' Flatbed, Die	99,000	1	Replacement
	Truck, C&C, 5 Yard Dump, 6 Yard Dump	233,000	2	Replacement
	Truck, C&C, Service Body	1,490,000	9	Replacement
	Truck, Cargo Van, 1/2Ton	118,000	4	Replacement
	Truck, CC, 1 Ton, Rod Truck	75,000	1	Replacement
	Truck, Pickup, 1 Ton	381,000	6	Replacement
	Truck, Pickup, 1/2 Ton	488,000	16	Replacement
	Truck, Pickup, 3/4 Ton	226,000	7	Replacement
	Truck, Van, 8 Passenger	29,500	1	Replacement
	Truck, Van, Cargo, 1 Ton	29,500	1	Replacement
	Truck, Van, Cargo, 3/4 Ton	29,500	1	Replacement
	3,815,000	61		
Water & Sewer Operating Fund (511) Total Bottom Line		3,815,000	61	

Sanitation Operating Fund (541)				
08100 - SANITATION	Compactor, Landfill	1,350,000	1	Replacement
	Loader, Articulated	2,360,000	6	Replacement
	Roller	125,000	1	Replacement
	Trailer, Refuse	574,000	7	Replacement
	Truck, C&C, Service Body	115,000	1	Replacement
	Truck, C&C,Lubrication Truck	165,000	1	Replacement
	Truck, Pickup, 1 Ton	140,000	1	Replacement
	Truck, Pickup, 3/4 Ton	45,000	1	Replacement
	Truck, Tractor	380,000	2	Replacement
	Truck, Van, 15 Passenger	127,000	2	Replacement
	Truck,W/Roll-off Hoist 30 Ton Capacity	270,000	1	Replacement
		5,651,000	24	
Sanitation Operating Fund (541) Total Bottom Line		5,651,000	24	

DeKalb County, Georgia - 2020 Vehicle Replacement/Addition Schedule

Fund/Department	Category	Cost	Count	Type
Tax Funds				
Airport Fund (551)				
08200 - DEKALB-PEACHTREE AIRPORT	Automobile, Sport Utility	29,500	1	Replacement
	Tractor, Bush Hog	80,000	1	Replacement
		109,500	2	
Airport Fund (551) Total Bottom Line		109,500	2	
Stormwater Management Operating Fund (581)				
06700 - STORMWATER	Truck, C&C, 12 Yard Dump	504,000	3	Replacement
	Truck, C&C, 5 Yard Dump, 6 Yard Dump	108,000	1	Replacement
	Truck, C&C, Service Body	320,000	2	Replacement
	Truck, Grapppler	235,000	1	Replacement
	Truck, Pickup, 1/2 Ton	87,000	3	Replacement
	1,254,000	10		
Stormwater Management Operating Fund (581) Total Bottom Line		1,254,000	10	
Enterprise Funds Grand Total		10,829,500	97	
Internal Service Funds				
Vehicle Maintenance Fund (611)				
01200 - FLEET MANAGEMENT	Forklift, Propane or Diesel	87,346	2	Replacement
	Truck, C&C, Flatbed	115,000	1	Replacement
	Truck, C&C, Maintenance Body	115,000	1	Replacement
	Truck, Pickup, 1/2 Ton	24,000	1	Replacement
	341,346	5		
Internal Services Funds Grand Total		341,346	5	
All Funds Grand Total		25,935,546	262	

History of DeKalb County Millage Rates

		FY11	FY12	FY13	FY14	FY15	FY16	FY17	FY18	FY19	FY20 Proposed
General		9.430	10.430	10.710	8.220	10.390	8.760	8.693	9.638	9.327	9.238
Hospital		0.880	0.940	0.800	0.800	0.890	0.740	0.740	0.726	0.668	0.624
Combined Countywide Operational Rate		10.310	11.370	11.510	9.020	11.280	9.500	9.433	10.364	9.995	9.862
Include (except Decatur and Atlanta):											
Fire		2.700	3.290	2.820	2.870	2.750	2.570	3.080	2.687	2.729	2.754
Include County Bonds for everyone; Unincorporated if Unincorporated (exceptions for Dunwoody, Brookhaven, and Tucker):											
Unincorporated Debt Service		0.940	1.720	1.920	1.670	0.630	0.010	0.367	0.405	0.591	0.565
Countywide Debt Service		0.870	0.700	-	0.010	0.010	0.480	0.427	0.328	0.363	0.327
Atlanta	Parks	-	-	-	-	-	-	-	-	-	-
Avondale	Parks	-	-	-	-	-	-	-	-	-	-
Brookhaven	Parks	-	-	-	-	-	-	-	-	-	-
Chamblee	Parks	-	-	-	-	-	-	-	-	-	-
Clarkston	Parks	-	-	-	-	-	-	-	-	-	-
Decatur	Parks	-	-	-	-	-	-	-	-	-	-
Doraville	Parks	-	-	-	-	-	-	-	-	-	-
Dunwoody	Parks	-	-	-	-	-	-	-	-	-	-
Lithonia	Parks	0.200	0.140	0.160	0.200	0.210	0.317	0.124	0.167	0.170	0.172
Pine Lake	Parks	0.200	0.140	0.160	0.200	0.210	0.317	0.124	0.167	0.170	0.172
Stone Mountain	Parks	-	-	-	-	-	-	-	-	-	-
Stonecrest	Parks	-	-	-	-	-	-	0.931	1.349	1.458	-
Tucker	Parks	-	-	-	-	-	0.400	0.931	1.349	-	-
Unincorporated	Parks	0.200	0.140	0.320	0.490	0.400	0.400	0.931	1.349	1.458	1.158
Atlanta	Roads	-	-	-	-	-	-	-	-	-	-
Avondale	Roads	0.250	0.160	0.190	0.270	0.370	0.528	-	-	-	-
Brookhaven	Roads	-	-	-	-	-	-	-	-	-	-
Chamblee	Roads	0.250	0.160	0.190	0.270	0.370	-	-	-	-	-
Clarkston	Roads	0.250	0.160	0.190	0.270	0.370	0.528	-	-	-	-
Decatur	Roads	0.250	0.160	0.190	0.270	0.370	0.528	-	-	-	-
Doraville	Roads	0.250	0.160	0.190	0.270	0.370	0.528	-	-	-	-
Dunwoody	Roads	-	-	-	-	-	-	-	-	-	-
Lithonia	Roads	0.250	0.160	0.190	0.270	0.370	0.528	-	-	-	-
Pine Lake	Roads	0.250	0.160	0.190	0.270	0.370	0.528	-	-	-	-
Stone Mountain	Roads	0.250	0.160	0.190	0.270	0.370	0.528	-	-	-	-
Stonecrest	Roads	-	-	-	-	-	-	1.480	0.880	0.831	1.099
Tucker	Roads	-	-	-	-	-	1.900	1.480	0.880	0.831	1.099
Unincorporated	Roads	0.250	0.160	0.390	0.970	1.050	1.900	1.480	0.880	0.831	1.099

History of DeKalb County Millage Rates

		FY11	FY12	FY13	FY14	FY15	FY16	FY17	FY18	FY19	FY20 Proposed
Atlanta	Police - Basic	-	-	-	-	-	-	-	-	-	-
Avondale	Police - Basic	1.370	1.320	2.470	-	-	-	-	-	-	-
Brookhaven	Police - Basic	-	-	-	-	-	-	-	-	-	-
Chamblee	Police - Basic	-	-	-	-	-	-	-	-	-	-
Clarkston	Police - Basic	1.110	1.080	2.040	1.760	1.550	1.421	0.572	0.538	0.545	0.552
Decatur	Police - Basic	-	-	-	-	-	-	-	-	-	-
Doraville	Police - Basic	-	-	-	-	-	-	-	-	-	-
Dunwoody	Police - Basic	-	-	-	-	-	-	-	-	-	-
Lithonia	Police - Basic	1.160	1.130	2.120	2.050	1.620	1.498	0.593	0.557	0.566	0.573
Pine Lake	Police - Basic	1.370	1.320	2.470	2.390	1.920	1.803	0.677	0.637	0.647	0.655
Stone Mountain	Police - Basic	-	-	-	-	-	-	-	-	-	-
Stonecrest	Police - Basic	-	-	-	-	-	-	4.046	3.810	3.847	4.007
Tucker	Police - Basic	-	-	-	-	-	5.480	4.046	3.810	3.847	4.007
Unincorporated	Police - Basic	4.500	3.570	3.490	5.160	4.220	5.480	4.046	3.810	3.847	4.007
Atlanta	Police - Non-Basic	-	-	-	-	-	-	-	-	-	-
Avondale	Police - Non-Basic	0.440	0.440	0.690	0.620	0.600	0.569	0.179	0.168	0.171	0.172
Brookhaven	Police - Non-Basic	-	-	-	-	-	-	-	-	-	-
Chamblee	Police - Non-Basic	0.110	0.130	0.240	0.190	0.160	0.111	0.073	0.068	0.069	0.070
Clarkston	Police - Non-Basic	0.350	0.360	0.580	0.500	0.490	0.449	0.151	0.142	0.144	0.145
Decatur	Police - Non-Basic	0.180	0.200	0.330	0.280	0.260	0.207	0.095	0.089	0.091	0.091
Doraville	Police - Non-Basic	-	-	-	-	-	-	-	-	-	-
Dunwoody	Police - Non-Basic	-	-	-	-	-	-	-	-	-	-
Lithonia	Police - Non-Basic	0.370	0.370	0.600	0.530	0.510	0.473	0.156	0.147	0.149	0.150
Pine Lake	Police - Non-Basic	0.440	0.440	0.690	0.620	0.600	0.569	0.179	0.168	0.171	0.172
Stone Mountain	Police - Non-Basic	0.300	0.310	0.500	0.440	0.420	0.376	0.134	0.126	0.128	0.129
Stonecrest	Police - Non-Basic	-	-	-	-	-	-	1.046	0.987	0.996	1.038
Tucker	Police - Non-Basic	-	-	-	-	-	0.470	1.046	0.987	0.996	1.038
Unincorporated	Police - Non-Basic	1.440	0.260	0.760	1.020	0.470	0.470	1.046	0.987	0.996	1.038
Total Unincorporated		21.210	21.210	21.210	21.210	20.810	20.810	20.810	20.810	20.810	20.810
Atlanta		11.180	12.070	11.510	9.030	11.290	9.980	9.860	10.692	10.358	10.189
Avondale		15.940	17.280	17.680	12.790	15.010	13.647	13.119	13.547	13.258	13.115
Brookhaven		-	-	16.250	13.570	14.670	12.560	13.307	13.784	13.678	13.508
Chamblee		14.240	15.650	14.760	12.360	14.570	12.661	13.013	13.447	13.156	13.013
Clarkston		15.590	16.960	17.140	14.430	16.450	14.948	13.663	14.059	13.776	13.640
Decatur		11.610	12.430	12.030	9.580	11.920	10.715	9.955	10.781	10.449	10.280
Doraville		14.130	15.520	14.520	12.170	14.410	13.078	12.940	13.379	13.087	12.943
Dunwoody		14.820	17.080	16.250	13.570	14.670	12.560	13.307	13.784	13.678	13.508
Lithonia		15.860	17.160	17.400	14.950	16.750	15.366	13.813	14.250	13.972	13.838
Pine Lake		16.140	17.420	17.840	15.380	17.140	15.767	13.920	14.351	14.075	13.942
Stone Mountain		14.430	15.830	15.020	12.610	14.830	13.454	13.074	13.505	13.215	13.072
Stonecrest		-	-	-	-	-	-	20.810	20.810	20.810	19.652
Tucker		-	-	-	-	-	20.810	20.810	20.810	19.352	19.652

History of DeKalb County Millage Rates

	FY11	FY12	FY13	FY14	FY15	FY16	FY17	FY18	FY19	FY20 Proposed
Unincorporated	21.210	21.210	21.210	21.210	20.810	20.810	20.810	20.810	20.810	20.810
HOST Factor	46.0%	59.0%	66.0%	57.7%	44.0%	47.7%	43.2%	12.8%	0.0%	0.0%
eHOST Factor (General / Hospital)	NA	NA	NA	NA	NA	NA	NA	83.0%	99.3%	100.0%
Combined HOST / eHOST Factor (General / Hospital)	NA	NA	NA	NA	NA	NA	NA	85.2%	99.3%	100.0%
Benchmark Rate	FY11	FY12	FY13	FY14	FY15	FY16	FY17	FY18	FY19	FY20 Prop
General	9.430	10.430	10.710	8.220	10.390	8.760	8.693	9.638	9.327	9.238
Hospital	0.880	0.940	0.800	0.800	0.890	0.740	0.740	0.726	0.668	0.624
Fire	2.700	3.290	2.820	2.870	2.750	2.570	3.080	2.687	2.729	2.754
Unincorporated Bonds	0.940	1.720	1.920	1.670	0.630	0.010	0.367	0.405	0.591	0.565
Countywide Bonds	0.870	0.700	-	0.010	0.010	0.480	0.427	0.328	0.363	0.327
Designated	0.450	0.300	0.710	1.460	1.450	2.300	2.411	2.229	2.289	2.257
Police	5.940	3.830	4.250	6.180	4.690	5.950	5.092	4.797	4.843	5.045
	21.210	21.210	21.210	21.210	20.810	20.810	20.810	20.810	20.810	20.810

Schedule A

FY20 Budget
DeKalb County, Georgia
General Fund (100)

	Current FY19	Change	Proposed FY20
Starting Fund Balance January 1st	68,091,542		79,846,955
Taxes	174,664,485	10,863,256	185,527,741
HOST / eHOST Sales Taxes	111,962,317	3,907,770	115,870,087
Licenses & Permits	238,303	32,835	271,138
Intergovernmental	1,467,024	148,268	1,615,292
Charges for Services	49,413,001	(2,004,512)	47,408,489
Fines & Forfeitures	9,144,782	(193,628)	8,951,154
Investment Income	759,986	157,228	917,214
Miscellaneous	5,341,733	124,986	5,466,719
Est SPLOST Indirect Cost Recovery	50,761	(50,761)	-
Other Financing Sources	4,678,498	(274,329)	4,404,169
Total Revenue	357,670,129	12,711,113	370,432,003

Animal Services	5,970,551	54,801	6,025,352
Board of Commissioners	3,880,619	97,517	3,978,136
Budget	998,498	30,255	1,028,753
Chief Executive Officer	3,317,934	396,675	3,714,609
Child Advocate	2,888,757	105,658	2,994,415
Citizen Help Center a.k.a. 311	472,444	129,677	602,121
Clerk of Superior Court	7,356,601	264,981	7,621,582
Community Service Board	2,134,057	-	2,134,057
Cooperative Extension	1,104,769	43,447	1,148,216
Debt	8,596,337	500,514	9,096,851
DEMA - DeKalb Emerg Mgt Agy	1,512,439	(471,459)	1,040,980
DFACS	1,278,220	-	1,278,220
District Attorney	16,914,905	1,333,570	18,248,475
Economic Development	1,635,000	(350,000)	1,285,000
Elections	2,807,698	2,357,091	5,164,789
Ethics Board	581,151	3,085	584,236
Facilities	19,668,088	(602,258)	19,065,830
Finance	5,986,130	286,422	6,272,552
Fire (General Fund)	1,743,267	2,594,120	4,337,387
Geographic Information Systems	2,496,939	(5,804)	2,491,135
Health Board	4,730,323	159,689	4,890,012
Human Resources	4,335,896	149,985	4,485,881
Human Services	5,804,289	397,625	6,201,914
Internal Audit	1,672,020	264,666	1,936,686
IT	23,102,309	1,777,076	24,879,385
Juvenile Court	7,459,640	304,854	7,764,494
Law	4,665,268	233,438	4,898,706
Library	19,550,853	1,190,456	20,741,309
Magistrate Court	3,778,144	188,747	3,966,891
Medical Examiner	2,878,823	141,096	3,019,919
Non-Departmental	7,907,392	(1,457,678)	6,449,714

Schedule A

FY20 Budget
DeKalb County, Georgia
General Fund (100)

	Current FY19	Change	Proposed FY20
Pension	27,189,825	2,281,950	29,471,775
Planning & Sustainability	2,505,787	(99,699)	2,406,088
Police (General Fund)	7,362,019	(1,079,666)	6,282,353
Probate Court	2,051,677	151,245	2,202,922
Property Appraisal	5,234,942	438,074	5,673,016
Public Defender	9,344,994	549,763	9,894,757
Public Works Director	554,403	78,090	632,493
Purchasing	2,828,943	209,528	3,038,471
Sheriff	77,276,845	76,746	77,353,591
Solicitor	7,809,265	350,778	8,160,043
State Court	15,580,033	884,349	16,464,382
Superior Court	10,235,484	898,189	11,133,673
Tax Commissioner	8,227,465	626,089	8,853,554
Total Recurring Expenses	353,431,043	15,483,682	368,914,725

Contributions	3,827,663	3,038,532	6,866,195
Total Non-recurring Expenses	3,827,663	3,038,532	6,866,195

Budgetary Reserve	68,502,965		74,498,038
Total Reserves	68,502,965		74,498,038

Months Exp Rsv 2.42
 Resolution Revenue 450,278,958
 Resolution Expenses 450,278,958


--

Schedule A

FY20 Budget
DeKalb County, Georgia
Fire Fund (270)

	Current FY19	Change	Proposed FY20
Starting Fund Balance January 1st	5,858,890		6,826,771
Taxes	71,891,079	4,440,964	76,332,043
Charges for Services	1,725,129	(46,590)	1,678,539
Miscellaneous	7,493	(1,001)	6,492
Est SPLOST Indirect Cost Recovery	15,000	(15,000)	-
Transfer from General Fund to Fire	1,083,594	-	1,083,594
Total Revenue	74,722,295	4,378,373	79,100,668
Contributions	-	-	-
Debt	795,262	(3,276)	791,986
Fire	61,217,318	4,144,833	65,362,151
Non-Departmental	5,316,350	41,734	5,358,084
Pension	6,948,076	583,129	7,531,205
Total Expenses	74,277,006	4,766,420	79,043,426
Budgetary Reserve	6,304,179		6,884,013
Total Reserves	6,304,179		6,884,013

Gain/(Use)	57,242
Months Exp Rsrv	1.05
Resolution Revenue	85,927,439
Resolution Expenses	85,927,439



Schedule A

FY20 Budget
DeKalb County, Georgia
Designated Fund (271)

	Current FY19	Change	Proposed FY20
Starting Fund Balance January 1st	3,672,492		5,253,964
Taxes	34,723,753	(1,116,499)	33,607,254
Charges for Services	1,515,890	(825,705)	690,185
Miscellaneous	140,518	23,144	163,662
Other Financing Sources	288,743	366,540	655,283
Est SPLOST Indirect Cost Recovery	100,000	(100,000)	-
Tfr from Unincorp Fund (272)	6,047,939	(822,321)	5,225,618
Tfr from Strmwtr Fund (580)	1,269,627	-	1,269,627
Total Revenue	44,086,470	(2,474,841)	41,611,629
Debt	154,082	(635)	153,447
Non-Departmental	6,058,391	(1,303,252)	4,755,139
Parks	15,612,585	(336,588)	15,275,997
Pension	2,408,100	202,104	2,610,204
Roads & Drainage (Public Works)	16,365,657	77,380	16,443,037
Transportation (Public Works)	2,340,171	(17,079)	2,323,092
Total Expenses	42,938,986	(1,378,070)	41,560,916
Contributions	900,000	(700,000)	200,000
Total Non-recurring Expenses	900,000	(700,000)	200,000
Budgetary Reserve	3,919,976		5,104,677
Total Reserves	3,919,976		5,104,677

Months Exp Rsrv 1.47
 Resolution Revenue 46,865,593
 Resolution Expenses 46,865,593

Schedule A

FY20 Budget
DeKalb County, Georgia
Unincorporated Fund (272)

	Current FY19	Change	Proposed FY20
Starting Fund Balance January 1st	5,528,866		5,823,358
Taxes	4,209,066	406,942	4,616,008
Licenses & Permits	12,309,039	629,687	12,938,726
Fines & Forfeitures	9,318,875	(399,023)	8,919,852
Miscellaneous	442,731	(352,402)	90,329
Trf fm Hotel/Motel Fund (275)	937,500	(756,284)	181,216
Trf fm Sanitation Fund (541)	19,399	-	19,399
Trf to Designated Fund (271)	(6,047,939)	822,321	(5,225,618)
Total Revenue	21,188,671	351,241	21,539,912
Beautification	7,845,369	(1,522,631)	6,322,738
Code Compliance	3,806,682	1,143,398	4,950,080
Non-Departmental	1,812,912	277,136	2,090,048
Pension	1,486,618	124,790	1,611,408
Planning & Sustainability	1,605,313	88,569	1,693,882
Traffic Court	4,631,777	239,979	4,871,756
Total Expenses	21,188,671	351,241	21,539,912
Non-Dept (Reserve for Appropriation)	-	2,100,000	2,100,000
Total Non-Recurring Expenses	-	2,100,000	2,100,000
Budgetary Reserve	5,528,866		3,723,358
Total Reserves	5,528,866		3,723,358

Months Exp Rsrv 2.07
 Resolution Revenue 27,363,270
 Resolution Expenses 27,363,270

Schedule A

FY20 Budget
DeKalb County, Georgia
Hospital Fund (273)

	Current FY19	Change	Proposed FY20
Starting Fund Balance January 1st	1,478,019		1,320,308
Taxes	12,493,000	42,174	12,535,174
HOST / eHOST Sales Taxes	7,797,891	28,796	7,826,687
Investment Income	138,941	(74,515)	64,426
Total Revenue	20,429,832	(3,545)	20,426,287
Grady Subsidy	12,934,952	-	12,934,952
Grady Debt	7,455,525	-	7,455,525
Other Professional Services	20,000	-	20,000
Total Expenses	20,410,477	-	20,410,477
Budgetary Reserve	1,497,374		1,336,118
Total Reserves	1,497,374		1,336,118

Months Exp Rsv	0.79
Resolution Revenue	21,746,595
Resolution Expenses	21,746,595

Schedule A

FY20 Budget
DeKalb County, Georgia
Police Fund (274)

	Current FY19	Change	Proposed FY20
Starting Fund Balance January 1st	22,474,715		20,462,870
Taxes	107,083,600	5,906,772	112,990,372
Licenses & Permits	380,030	(20,950)	359,080
Charges for Services	653,765	(128,587)	525,178
Miscellaneous	82,371	(7,986)	74,385
Est SPLOST Indirect Cost Recovery	10,000	(10,000)	-
Total Revenue	108,209,766	5,739,249	113,949,015
Contributions	-	-	-
Debt	1,521,250	(6,268)	1,514,982
Non-Departmental	9,734,721	(151,041)	9,583,680
Pension	9,227,736	774,453	10,002,189
Police	87,717,377	4,770,598	92,487,975
Total Recurring Expenses	108,201,084	5,387,742	113,588,826
Budgetary Reserve	22,483,396		20,823,059
Total Reserves	22,483,396		20,823,059

Months Exp Rsrv 2.20
 Resolution Revenue 134,411,885
 Resolution Expenses 134,411,885



Schedule A

FY20 Budget
DeKalb County, Georgia
Countywide Bond Fund (410)

	Current FY19	Change	Proposed FY20
Starting Fund Balance January 1st	1,009,819		820,376
Taxes	11,859,684	(632,510)	11,227,174
Total Revenue	11,859,684	(632,510)	11,227,174
Debt Service	11,833,817	95,058	11,928,875
Total Expenses	11,833,817	95,058	11,928,875
Budgetary Reserve	1,035,686	(917,011)	118,675
Total Reserves	1,035,686		118,675

Months Exp Rsrv	0.12
Resolution Revenue	12,047,550
Resolution Expenses	12,047,550

Schedule A

FY20 Budget
DeKalb County, Georgia
Unincorporated Debt Svc (411)

	Current FY19	Change	Proposed FY20
Starting Fund Balance January 1st	1,123,915		1,001,579
Taxes	15,373,192	(8,758)	15,364,434
Total Revenue	15,373,192	(8,758)	15,364,434
Debt Service	15,360,588	(7,300)	15,353,288
Recurring Expenses	15,360,588	(7,300)	15,353,288
Budgetary Reserve	1,136,519		1,012,725
Total Reserves	1,136,519		1,012,725

Months Exp Rsrv 0.79
 Resolution Revenue 16,366,013
 Resolution Expenses 16,366,013

Schedule A

FY20 Budget
DeKalb County, Georgia
Airport Fund (551)

	Current FY19	Change	Proposed FY20
Starting Fund Balance January 1st	5,586,524		5,444,883
Miscellaneous	4,611,988	1,756,537	6,368,525
Total Revenue	4,611,988	1,756,537	6,368,525
Airport	3,003,629	96,750	3,100,379
Transfer to Capital Improvements	1,750,000	-	1,750,000
Total Expenses	4,753,629	96,750	4,850,379
Budgetary Reserve	5,444,883		6,963,029
Total Reserves	5,444,883		6,963,029

Months Exp Rsrv	17.2
Resolution Revenue	11,813,408
Resolution Expenses	11,813,408

Schedule A

FY20 Budget
DeKalb County, Georgia
Bldg Auth Debt Svc Fund (412)

	Current FY19	Change	Proposed FY20
Starting Fund Balance January 1st	70,021	-	70,021
Transfer from General Fund Debt	3,724,909	(9,682)	3,715,227
Total Revenue	3,724,909	(9,682)	3,715,227
Debt Service	3,724,909	(9,682)	3,715,227
Total Expenses	3,724,909	(9,682)	3,715,227
Ending Fund Balance 12/31	70,021	-	70,021

Months Exp Rsrv	0.2
Resolution Revenue	3,785,248
Resolution Expenses	3,785,248



Schedule A

FY20 Budget
DeKalb County, Georgia
County Jail Fund (204)

	Current FY19	Change	Proposed FY20
Starting Fund Balance January 1st	24,368		24,775
Intergovernmental	110,000	(2,000)	108,000
Fines & Forfeitures	1,116,000	(102,100)	1,013,900
Total Revenue	1,226,000	(104,100)	1,121,900
County Jail	1,250,368	(103,693)	1,146,675
Total Expenses	1,250,368	(103,693)	1,146,675
Total Reserves	-		-

Months Exp Rsrv	-
Resolution Revenue	1,146,675
Resolution Expenses	1,146,675

Schedule A

FY20 Budget
DeKalb County, Georgia
PEG Fund (203)

	Current FY19	Change	Proposed FY20
Starting Fund Balance January 1st	821,729		625,922
Miscellaneous (PEG Fund)	65,000	5,000	70,000
Total Revenue	65,000	5,000	70,000
CEO/DCTV	542,302	6,834	549,136
Total Expenses	542,302	6,834	549,136
Total Reserves	356,564		146,786

Months Exp Rsv	3.2
Resolution Revenue	695,922
Resolution Expenses	695,922

Schedule A

FY20 Budget
DeKalb County, Georgia
Development Fund (201)

	Current FY19	Change	Proposed FY20
Starting Fund Balance January 1st	11,177,498		13,157,258
Licenses & Permits	8,585,920	(164,279)	8,421,641
Charges for Services	466,797	(449,865)	16,932
Total Revenue	9,052,717	(614,144)	8,438,573
Planning & Sustainability	7,153,000	2,061,910	9,214,910
Total Expenses	7,153,000	2,061,910	9,214,910
Budgetary Reserve	13,077,215		12,380,921
Ending Fund Balance 12/31	13,077,215		12,380,921

Months Exp Rsrv	16.1
Resolution Revenue	21,595,831
Resolution Expenses	21,595,831

Schedule A

FY20 Budget
DeKalb County, Georgia
Drug Abuse Tre/Ed Fund (209)

	Current FY19	Change	Proposed FY20
Starting Fund Balance January 1st	60,213		29,022
Fines & Forfeitures	194,787	(29,787)	165,000
Total Revenue	194,787	(29,787)	165,000
Drug Abuse Treatment & Education	255,000	(60,978)	194,022
Total Expenses	255,000	(60,978)	194,022
Ending Fund Balance 12/31	-		-

Months Exp Rsrv	-
Resolution Revenue	194,022
Resolution Expenses	194,022

Schedule A

FY20 Budget
DeKalb County, Georgia
E911 Fund (215)

	Current FY19	Change	Proposed FY20
Starting Fund Balance January 1st	(738,840)	1,539,000	800,160
Charges for Services	1,200,000	(189,000)	1,011,000
Miscellaneous Revenue	12,010,437	(711,163)	11,299,274
Total Revenue	13,210,437	(900,163)	12,310,274
E911	12,419,475	690,959	13,110,434
Total Expenses	12,419,475	690,959	13,110,434
Budgetary Reserve	52,122	(52,122)	-
Total Reserves	52,122	(52,122)	-

Months Exp Rsrv	-
Resolution Revenue	13,110,434
Resolution Expenses	13,110,434

Schedule A

FY20 Budget
DeKalb County, Georgia
Foreclosure Reg. Fund (205)

	Current FY19	Change	Proposed FY20
Starting Fund Balance January 1st	265,234		256,957
Foreclosure Registry	42,000	(22,000)	20,000
Vacant Property Fees	-	-	15,000
Total Revenue	42,000	(22,000)	35,000
Beautification	148,837	2,163	151,000
Total Expenses	148,837	2,163	151,000
Budgetary Reserve	158,397		140,957
Total Reserves	158,397	-	140,957

Months Exp Rsrv	11.2
Resolution Revenue	291,957
Resolution Expenses	291,957

Schedule A

FY20 Budget
DeKalb County, Georgia
Grant Fund (250)

	Current FY19	Change	Proposed FY20
Intergovernmental	28,399,703	5,466,975	33,866,678
Total Revenue	28,399,703	5,466,975	33,866,678
Grant-in-Aid Programs	28,399,703	5,466,975	33,866,678
Total Expenses	28,399,703	5,466,975	33,866,678

Resolution Revenue	33,866,678
Resolution Expenses	33,866,678

Schedule A

FY20 Budget
DeKalb County, Georgia
Grant Fund (257)

	Current FY19	Change	Proposed FY20
Intergovernmental	365,849	280,914	646,763
Total Revenue	365,849	280,914	646,763
Justice Assistance Grant Program	365,849	280,914	646,763
Total Expenses	365,849	280,914	646,763

Resolution Revenue	646,763
Resolution Expenses	646,763

Schedule A

FY20 Budget
DeKalb County, Georgia
Hotel/Motel Fund (275)

	Current FY19	Change	Proposed FY20
Starting Fund Balance January 1st	2,896,724		2,896,724
Taxes	1,500,000	1,250,000	2,750,000
Total Revenue	1,500,000	1,250,000	2,750,000
DeKalb Convention & Visitors Bur	656,250	538,449	1,194,699
Tourism Product Development	562,500	3,427,059	3,989,559
Transfer to Unincorporated Fund	281,250	181,216	462,466
Total Expenses	1,500,000	4,146,724	5,646,724
Ending Fund Balance 12/31	2,896,724		-

Months Exp Rsrv	-
Resolution Revenue	5,646,724
Resolution Expenses	5,646,724

Schedule A

FY20 Budget
DeKalb County, Georgia
Juvenile Services Fund (208)

	Current FY19	Change	Proposed FY20
Starting Fund Balance January 1st	66,446		72,259
Charges for Services	58,000	(11,000)	47,000
Total Revenue	58,000	(11,000)	47,000
Juvenile Court (Juvenile Services)	124,446	(5,187)	119,259
Total Expenses	124,446	(5,187)	119,259
Ending Fund Balance 12/31	-		-

Months Exp Rsrv	-
Resolution Revenue	119,259
Resolution Expenses	119,259

Schedule A

FY20 Budget
DeKalb County, Georgia
Pub Saf & Jud Fac Aut Fund (413)

	Current FY19	Change	Proposed FY20
Starting Fund Balance January 1st	24,156		24,156
Transfer from General	296,670	(1,222)	295,448
Transfer from Police	1,521,250	(6,268)	1,514,982
Transfer from Fire	795,262	(3,276)	791,986
Transfer from E911	339,229	(1,398)	337,831
Transfer from STD - Incorporated	154,082	(635)	153,447
Total Revenue	3,106,494	(12,800)	3,093,694
Debt Service	3,106,494	(12,800)	3,093,694
Total Expenses	3,106,494	(12,800)	3,093,694
Ending Fund Balance 12/31	24,156		24,156

Months Exp Rsrv 0.1
 Resolution Revenue 3,117,850
 Resolution Expenses 3,117,850

Schedule A

FY20 Budget
DeKalb County, Georgia
Recreation Fund (207)

	Current FY19	Change	Proposed FY20
Starting Fund Balance January 1st	7,189		38,413
Charges for Services	901,200	1,390	902,590
Total Revenue	901,200	1,390	902,590
Recreation Services	908,389	763	909,152
Total Expenses	908,389	763	909,152
Ending Fund Balance 12/31	-		31,851

Months Exp Rsv	0.42
Resolution Revenue	941,003
Resolution Expenses	941,003

Schedule A

FY20 Budget
DeKalb County, Georgia
Rental Motor Vehicle Fund (280)

	Current FY19	Change	Proposed FY20
Starting Fund Balance January 1st	91,850		55,283
Taxes	540,000	60,000	600,000
Total Revenue	540,000		600,000
Transfer to General Fund	321,228	(321,228)	-
Transfer to STD - DS	276,587	378,696	655,283
Total Expenses	597,815		655,283
Ending Fund Balance 12/31	34,035		-

Months Exp Rsrv	-
Resolution Revenue	655,283
Resolution Expenses	655,283

The Rental Motor Vehicle fund accounts for revenue from the excise tax imposed on the rental of motor vehicles in Unincorporated DeKalb at the rate of 3 percent of the rental charges. Funds derived from the Rental Motor Vehicle Tax shall be used for the purpose of promoting industry, trade, commerce, and tourism; for the provision of convention, trade, sports, and recreational facilities; and for public safety purposes.

The transfer to the Designated Services Fund is to defray the costs of DeKalb County Recreation, Parks and Cultural Affairs.

Schedule A

FY20 Budget
DeKalb County, Georgia
Risk Management Fund (631)

	Current FY19	Change	Proposed FY20
Starting Fund Balance January 1st	17,025,989		6,813,035
Charges for Services	10,373,500	3,379,972	13,753,472
Payroll Liabilities	86,850,000	18,658,590	105,508,590
Total Revenue	97,223,500	22,038,562	119,262,062
Risk Management	108,861,410	12,159,183	121,020,593
Total Expenses	108,861,410	12,159,183	121,020,593
Budgetary Reserve	5,388,079		5,054,504
Total Reserves	5,388,079		5,054,504


Months Exp Rsrv	0.50
Resolution Revenue	126,075,097
Resolution Expenses	126,075,097

Schedule A

FY20 Budget
DeKalb County, Georgia
Sanitation Fund (541)

	Current FY19	Change	Proposed FY20
Starting Fund Balance January 1st	13,106,897		11,359,813
Charges for Services	68,742,025	277,987	69,020,012
Miscellaneous	25,000	(23,450)	1,550
Total Revenue	68,767,025	254,537	69,021,562
Sanitation (Less Reserves & Tran)	70,183,939	(1,296,885)	68,887,054
Total Recurring Expenses	70,183,939	(1,296,885)	68,887,054
Transfer to Sanitation CIP	1,494,274	9,583,567	11,077,841
Total Non-Recurring Expenses	1,494,274	9,583,567	11,077,841
Ending Fund Balance 12/31	10,195,709	(8,032,145)	416,480

Months Exp Rsrv	0.1
Resolution Revenue	80,381,375
Resolution Expenses	80,381,375



Schedule A

FY20 Budget
 DeKalb County, Georgia
Speed Humps Maint Fund (212)

	Current FY19	Change	Proposed FY20
Starting Fund Balance January 1st	1,443,368		1,392,985
Charges for Services	290,000	25,000	315,000
Total Revenue	290,000	25,000	315,000
Roads & Drainage - Speed Humps	340,383	11,385	351,768
Total Expenses	340,383	11,385	351,768
Total Reserves	1,392,985		1,356,217

Months Exp Rsrv	46.3
Resolution Revenue	1,707,985
Resolution Expenses	1,707,985




Schedule A

FY20 Budget
DeKalb County, Georgia
Stormwater Ops Fund (581)

	Current FY19	Change	Proposed FY20
Starting Fund Balance January 1st	11,152,832		8,236,358
Charges for Services	14,667,429	146,674	14,814,103
Total Revenue	14,667,429	146,674	14,814,103
Stormwater (Operations)	25,361,892	(2,408,243)	22,953,649
Total Expenses	25,361,892	(2,408,243)	22,953,649
Ending Fund Balance 12/31	458,369		96,812

Months Exp Rsv	0.1
Resolution Revenue	23,050,461
Resolution Expenses	23,050,461



Schedule A

FY20 Budget
DeKalb County, Georgia
Street Light Fund (211)

	Current FY19	Change	Proposed FY20
Starting Fund Balance January 1st	1,257,359		1,206,297
Charges for Services	4,604,170	(84,170)	4,520,000
Total Revenue	4,604,170	(84,170)	4,520,000
Street Lights	4,740,158	5,364	4,745,522
Total Expenses	4,740,158	5,364	4,745,522
Ending Fund Balance 12/31	1,121,371		980,775

Months Exp Rsv	2.5
Resolution Revenue	5,726,297.000
Resolution Expenses	5,726,297.000

Schedule A

FY20 Budget
DeKalb County, Georgia
Urban Redev. Agency (414)

	Current FY19	Change	Proposed FY20
Starting Fund Balance January 1st	308,960		444,011
IRS Subsidy: 45%, 5.9% Discount 2020	135,826	(9,216)	126,610
Transfer from General Fund	556,490	(331,490)	225,000
Total Revenue	692,316	(340,706)	351,610
Debt Service	704,636	(12,638)	691,998
Total Expenses	704,636	(12,638)	691,998
Ending Fund Balance 12/31	296,640		103,623

Months Exp Rsrv	1.8
Resolution Revenue	795,621
Resolution Expenses	795,621

As a bond fund, the fund balance at the end of the year should be adequate when combined with the revenue for January - March to make the April 1 interest payment. In this fund, this amount is \$100K.

Schedule A

FY20 Budget
DeKalb County, Georgia
Vehicle Maintenance Fund (611)

	Current FY19	Change	Proposed FY20
Starting Fund Balance January 1st	(607,260)		650,975
Charges for Services	30,880,000	1,620,000	32,500,000
Charges to Cities	160,000	-	160,000
Reimbursements		100,000	100,000
Total Revenue	31,040,000	1,720,000	32,760,000
Fleet Management	30,432,740	2,978,235	33,410,975
Total Expenses	30,432,740	2,978,235	33,410,975
Budgetary Reserve	-	-	-
Total Reserves	-	-	-

Months Exp Rsrv	-
Resolution Revenue	33,410,975
Resolution Expenses	33,410,975


--

Schedule A

FY20 Budget
DeKalb County, Georgia
Vehicle Replacement Fund (621)

	Current FY19	Change	Proposed FY20
Starting Fund Balance January 1st	58,038,397	(7,594,581)	50,443,816
Charges for Services	25,351,975	191,759	25,543,734
Other Fin. Sources (Surplus Auction)	1,000,000	-	1,000,000
Total Revenue	26,351,975	191,759	26,543,734
Vehicle Replacement	79,100,249	(6,157,510)	72,942,739
Total Expenses	79,100,249	(6,157,510)	72,942,739
Budgetary Reserve	5,290,123	(1,245,312)	4,044,811
Total Reserves	5,290,123	(1,245,312)	4,044,811

Gain/(Use)	(46,399,005)
Months Exp Rsrv	0.67
Resolution Revenue	76,987,550
Resolution Expenses	76,987,550



Schedule A

FY20 Budget
DeKalb County, Georgia
Victim Assistance Fund (206)

	Current FY19	Change	Proposed FY20
Starting Fund Balance January 1st	190,290	(187,342)	2,948
Fines & Forfeitures	410,000	-	410,000
Intergovernmental	460,000	(50,000)	410,000
Total Revenue	870,000	(50,000)	820,000
Victim Assistance	1,057,342	(234,394)	822,948
Total Expenses	1,057,342	(234,394)	822,948
Ending Fund Balance 12/31	2,948	(2,948)	-

Months Exp Rsrv	0.0
Resolution Revenue	822,948
Resolution Expenses	822,948

Schedule A

FY20 Budget
DeKalb County, Georgia
Watershed Op Fund (511)

	Current FY19	Change	Proposed FY20
Starting Fund Balance January 1st	76,013,233		80,694,295
Charges for Services	252,490,711	2,434,334	254,925,045
Investment Income	1,213,697	501,948	1,715,645
Miscellaneous	561,433	(406,605)	154,828
Other Financing Sources	73,528	36,764	110,292
Total Revenue	254,339,369	2,566,441	256,905,810
Finance	10,505,535	369,225	10,874,760
Transfer to R&E	32,182,852	(5,744,737)	26,438,115
Transfer to Sinking Fund	62,441,493	3,446,021	65,887,514
Watershed (less Resv/Tran)	146,730,752	6,974,669	153,705,421
Total Expenses	251,860,632	5,045,178	256,905,810
Budgetary Reserve	78,491,970		80,694,295
Total Reserves	78,491,970		80,694,295

Months Exp Rsrv 3.8
 Resolution Revenue 337,600,105
 Resolution Expenses 337,600,105

The Chief Executive Officer or his / her designee has the authority to adjust the budgeted Transfer to Renewal and Extension based on actual revenues and expenditures. This action may require a corresponding adjustment in other budgeted revenue, expenses, or fund balance, but may not increase operational funding for Finance or Watershed.

Schedule A

FY20 Budget
DeKalb County, Georgia
W&S Debt Svc Bond Fund (514)

	Current FY19	Change	Proposed FY20
Starting Fund Balance January 1st	90,980,029		90,980,029
Other Financing Sources	62,441,493	3,446,021	65,887,514
Total Revenue	62,441,493	3,446,021	65,887,514
Debt Service	65,941,493	(53,979)	65,887,514
Total Expenses	65,941,493	(53,979)	65,887,514
Budgetary Reserve	87,480,029		90,980,029
Total Reserves	87,480,029		90,980,029

Months Exp Rsrv 16.6
 Resolution Revenue 156,867,543
 Resolution Expenses 156,867,543

Schedule A

FY20 Budget
DeKalb County, Georgia
Workers Compensation Fund (632)

	Current FY19	Change	Proposed FY20
Starting Fund Balance January 1st	(1,483,288)		-
Charges for Services	6,500,000	585,000	7,085,000
Transfer from Risk Management Fund	1,069,546	(1,069,546)	-
Total Revenue	7,569,546	(484,546)	7,085,000
Workers Compensation	6,086,258	998,742	7,085,000
Total Expenses	6,086,258	998,742	7,085,000
Budgetary Reserve	-		-
Total Reserves	-		-

Months Exp Rsrv	-
Resolution Revenue	7,085,000
Resolution Expenses	7,085,000

--

DeKalb Peachtree Airport (08200)
Airport Operating Fund (551)
 2020 Budget Request/Recommendation Sheet

Departmental Description

The Airport operates and maintains the DeKalb Peachtree Airport; acts as a liaison with the Federal Aviation Administration (FAA), Georgia Department of Transportation (GDOT), Atlanta Regional Commission (ARC) and numerous other government agencies. Prepares the airport master plan, airport layout plan and assists in preparation of land use plans for those areas surrounding the airport. Performs security and maintenance at the airport, presents requests for federal and state assistance and administers grants under the FAA Airport Improvement Program. Participates on aviation boards and committees, leases airport land and facilities under the authority and direction of the CEO, DeKalb County, and the County Board of Commissioners. Provides noise abatement policies and procedures, provides airport/aviation staff assistance to the Airport Advisory Board (AAB) and acts as a general aviation info center for the public.

Common Object Expenditures	FY17 Act	FY18 Act	FY19 Bdgt	FY20 Req	Req Change	FY20 Rec	Rec Change
51 - Personal Services and Employee Benefits	1,529,393	1,635,195	1,471,574	1,622,155	10.2%	1,565,825	6.4%
52 - Purchased / Contracted Services	117,863	93,057	249,185	249,185	0.0%	177,395	-28.8%
53 - Supplies	490,064	465,646	557,719	557,719	0.0%	557,719	0.0%
54 - Capital Outlays	-	5,231	-	-	NA	-	NA
55 - Interfund / Interdepartmental Charges	398,385	417,474	372,788	372,788	0.0%	456,097	22.3%
57 - Other Costs	83,582	-	83,582	83,582	0.0%	83,582	0.0%
61 - Other Financing Uses	4,000,000	2,250,000	1,782,210	13,782,210	673.3%	1,782,210	0.0%
70 - Retirement Services	5,027	4,812	236,571	236,571	0.0%	227,551	-3.8%
Total (\$)	6,624,314	4,871,416	4,753,629	16,904,210	255.6%	4,850,379	2.0%

Cost Center Level Expenditures	FY17 Act	FY18 Act	FY19 Bdgt	FY20 Req	Req Change	FY20 Rec	Rec Change
Administration (08210)	5,867,413	4,021,791	3,895,335	15,896,514	308.1%	3,800,573	-2.4%
Maintenance (08220)	756,901	849,626	858,294	1,007,696	17.4%	1,049,806	22.3%
Total (\$)	6,624,314	4,871,416	4,753,629	16,904,210	255.6%	4,850,379	2.0%

Positions	FY17 (12/31)	FY18 (12/31)	FY19 (9/10)	FY20 Req	Req Change	FY20 Rec	Rec Change
Filled	21	24	20	25	5	25	5
Funded	23	24	26	25	(1)	25	(1)

*Note: This department has 25 authorized positions.

Departmental Notes

Department is requesting \$12,000,000 to build out the SW Development Project. The Airport/county investment into 19 acres here at the airport (SW Development Project) can be justified by its revenue enhancing return on investment. This project can repay its investment within 8-10 years from its revenue stream and be an asset for the next 50 years to the county/airport.

DeKalb Peachtree Airport (08200)
Airport Operating Fund (551)
2020 Budget Request/Recommendation Sheet

Base Budget by Obj Class/ Selected Obj Code	FY19 Budget	FY20 Request	FY20 Recommended	FY20 Approved	Requested Change	Recommended Change	Approved Change
51 - Personal Services & Benefits	1,471,574	1,355,247	1,292,438	-	(116,327)	(179,136)	(1,471,574)
Salaries - Full-Time	1,091,347	914,876	914,876		(176,471)	(176,471)	(1,091,347)
Salaries - Part-Time	41,710	41,710	41,710		-	-	(41,710)
Salaries - Adjustments	24,938	24,938	-		-	(24,938)	(24,938)
Salaries - Temporary	2,670	2,670	2,670		-	-	(2,670)
Salaries - Overtime	21,878	21,878	21,878		-	-	(21,878)
Insurance	191,520	260,000	225,000		68,480	33,480	(191,520)
FICA	85,808	72,574	72,574		(13,234)	(13,234)	(85,808)
401(a) Match	-	4,898	4,898		4,898	4,898	-
Unemployment Compensation	1,011	1,011	335		-	(676)	(1,011)
Workers Compensation	10,692	10,692	8,497		-	(2,195)	(10,692)
Notes	Base target funded 20 positions.						
52 - Purchased / Contracted Services	249,185	249,185	177,395		-	(71,790)	(249,185)
Notes							
53 - Supplies	557,719	557,719	557,719		-	-	(557,719)
Notes							
55 - Interfund/Interdepartmental Charges	372,788	372,788	456,097		-	83,309	(372,788)
Notes							
57 - Other Costs	83,582	83,582	83,582		-	-	(83,582)
Notes							
61 - Other Financing Uses	1,782,210	1,782,210	1,782,210		-	-	(1,782,210)
Notes							
70 - Retirement Services	236,571	236,571	220,733		-	(15,838)	(236,571)
Notes							
Base Budget (Total)	4,753,629	4,637,302	4,570,174	-	(116,327)	(183,455)	(4,753,629)

DeKalb Peachtree Airport (08200)
Airport Operating Fund (551)
 2020 Budget Request/Recommendation Sheet

Base Adjustments		FY19 Budget	FY20 Request	FY20 Rec	FY20 Approved	Req Change	Rec Change	Approved Change
B1.	Fund five existing positions - 1 Environment & Noise Abatement, 1 Deputy Director, 1 Security Guard, 1 Crew Worker, and 1 Crew Supervisor. <i>[Recommended.]</i>	N/A	266,908	258,158		266,908	258,158	-
Base Adjustments (Total)		-	266,908	258,158	-	266,908	258,158	-

Operating Enhancements		FY19 Budget	FY20 Request	FY20 Rec	FY20 Approved	Req Change	Rec Change	Approved Change
O1.	Compensation adjustment estimate - Funding for salaries and benefits to implement the 2% raise for non-sworn staff, effective 4/1. <i>[Recommended.]</i>	N/A	N/A	15,229		N/A	15,229	-
O2.	Retiree cost of living adjustment (COLA) – Funding to implement a 2% COLA for retirees. <i>[Recommended.]</i>	N/A	N/A	6,818		N/A	6,818	-
Operating Enhancements (Total)		-	-	22,047	-	-	22,047	-

Capital		FY19 Budget	FY20 Request	FY20 Rec	FY20 Approved	Req Change	Rec Change	Approved
C1.	Southwest Development <i>[Not Recommended at this time.]</i>	N/A	12,000,000	-		12,000,000	-	-
Capital (Total)		-	12,000,000	-	-	12,000,000	-	-

Total Budget		4,753,629	16,904,210	4,850,379	-	12,150,581	96,750	(4,753,629)
---------------------	--	------------------	-------------------	------------------	---	-------------------	---------------	--------------------

Animal Services (04200)
General Fund (100)
 2020 Budget Request/Recommendation Sheet

Departmental Description

Animal Services and Enforcement is under the umbrella of Public Safety and reports to the Director of Public Safety. The Department includes Enforcement Operations: Enforces the DeKalb County Animal ordinance and state statutes relating to animal welfare and public safety including the cities and unincorporated County areas. In 2013 the animal shelter operations were outsourced to LifeLine Animal Project.

Common Object Expenditures	FY17 Act	FY18 Act	FY19 Bdgt	FY20 Req	Req Change	FY20 Rec	Rec Change
51 - Personal Services and Employee Benefits	1,225,122	1,273,190	1,218,846	1,457,341	19.6%	1,378,051	13.1%
52 - Purchased / Contracted Services	2,128,652	2,226,534	3,941,120	3,948,405	0.2%	3,948,405	0.2%
53 - Supplies	184,106	263,178	259,125	257,727	-0.5%	257,727	-0.5%
54 - Capital Outlays	-	-	33,000	37,800	14.5%	36,000	9.1%
55 - Interfund / Interdepartmental Charges	226,286	213,363	329,897	329,897	0.0%	247,207	-25.1%
61 - Other Financing Uses	158,081	175,906	188,563	157,962	-16.2%	157,962	-16.2%
Total (\$)	3,922,248	4,152,170	5,970,551	6,189,132	3.7%	6,025,352	0.9%

Cost Center Level Expenditures	FY17 Act	FY18 Act	FY19 Bdgt	FY20 Req	Req Change	FY20 Rec	Rec Change
Animal Services (04210)	3,922,248	4,152,170	5,970,551	6,189,132	3.7%	6,025,352	0.9%
Total (\$)	3,922,248	4,152,170	5,970,551	6,189,132	3.7%	6,025,352	0.9%

Positions	FY17 (12/31)	FY18 (12/31)	FY19 (9/10)	FY20 Req	Req Change	FY20 Rec	Rec Change
Filled	19	20	18	25	7	24	6
Funded	22	22	24	25	1	24	-

**Note: This department has 36 authorized positions.*

Departmental Notes

Animal Services (04200)
General Fund (100)
2020 Budget Request/Recommendation Sheet

Base Budget by Obj Class/ Selected Obj Code	FY19 Budget	FY20 Request	FY20 Recommended	FY20 Approved	Requested Change	Recommended Change	Approved Change
51 - Personal Services & Benefits	1,218,846	1,031,483	999,983	-	(187,363)	(218,863)	(1,218,846)
Salaries	888,691	685,620	685,620		(203,071)	(203,071)	(888,691)
Salaries - Overtime	50,000	50,000	50,000		-	-	(50,000)
Insurance	200,640	234,000	202,500		33,360	1,860	(200,640)
FICA	67,371	52,450	52,450		(14,921)	(14,921)	(67,371)
401(a) Match	12,144	9,413	9,413		(2,731)	(2,731)	(12,144)
Notes	Base target funded 18 positions.						
52 - Purchased / Contracted Services	3,941,120	3,936,810	3,936,810		(4,310)	(4,310)	(3,941,120)
Notes	Contract for operation of the animal shelter.						
53 - Supplies	259,125	257,727	257,727		(1,398)	(1,398)	(259,125)
Notes	Electricity \$200K.						
54 - Capital Outlays	33,000	36,000	36,000		3,000	3,000	(33,000)
Notes							
55 - Interfunds	329,897	329,897	247,207		-	(82,690)	(329,897)
Notes	Vehicle expenses.						
61 - Other Financing Uses	188,563	157,962	157,962		(30,601)	(30,601)	(188,563)
Notes	Transfer to Police Fund for two positions' funding.						
Base Budget (Total)	5,970,551	5,749,879	5,635,689	-	(220,672)	(334,862)	(5,970,551)

Animal Services (04200)
General Fund (100)
 2020 Budget Request/Recommendation Sheet

Base Adjustments		FY19 Budget	FY20 Request	FY20 Rec	FY20 Approved	Req Change	Rec Change	Approved Change
B1.	Fund six existing positions - Vacant at prep time; five to be hired in FY19, for 12 months (one Dir, one Supervisor, three Officers); one to be hired in FY20, for eight months (Officer). <i>[Recommended.]</i>	N/A	376,468	366,563		376,468	366,563	-
Base Adjustments (Total)		-	376,468	366,563	-	376,468	366,563	-

Operating Enhancements		FY19 Budget	FY20 Request	FY20 Rec	FY20 Approved	Req Change	Rec Change	Approved Change
O1.	Add one new position - Investigative Aide, for 12 months. <i>[Not recommended.]</i>	N/A	51,190	-		51,190	-	-
O2.	Radio apparatus (15) - to enable faster dispatch times. <i>[Recommended.]</i>	N/A	11,595	11,595		11,595	11,595	-
O3.	Compensation adjustment estimate - Funding for salaries and benefits to implement the 2% raise for non-sworn staff, effective 4/1. <i>[Recommended.]</i>	N/A	N/A	11,505		N/A	11,505	-
Operating Enhancements (Total)		-	62,785	23,100	-	62,785	23,100	-

Total Budget		5,970,551	6,189,132	6,025,352	-	218,581	54,801	(5,970,551)
---------------------	--	------------------	------------------	------------------	---	----------------	---------------	--------------------

Beautification (05800)
Foreclosure Registry Fund (205)
 2020 Budget Request/Recommendation Sheet

Departmental Description

The revenue for this fund is derived from two major sources. The first source is the registration of foreclosed property per DeKalb County Ordinance Article IV, Section 18-100. A one-time fee of \$100 per property is currently collected to protect neighborhoods from becoming blighted through a lack of adequate maintenance and security. The second source is revenue derived from the registration of vacant property per DeKalb County Ordinance Article IV, Section 18-1116.

Common Object Expenditures	FY17 Act	FY18 Act	FY19 Bdgt	FY20 Req	Req Change	FY20 Rec	Rec Change
51 - Personal Services and Employee Benefits	(1)	-	-		N/A		N/A
52 - Purchased / Contracted Services	24,411	18,347	48,837	51,000	4.4%		-100.0%
61 -Other Financing Uses	-	-	100,000	100,000	0.0%		-100.0%
Total (\$)	24,409	18,347	148,837	151,000	0	-	(1)

Cost Center Level Expenditures	FY17 Act	FY18 Act	FY19 Bdgt	FY20 Req	Req Change	FY20 Rec	Rec Change
Beautification - Foreclosure Registry (05830)	24,409	18,347	148,837	151,000	1.5%		-100.0%
Total (\$)	24,409	18,347	148,837	151,000	0	-	(1)

Positions	FY17 (12/31)	FY18 (12/31)	FY19 (9/10)	FY20 Req	Req Change	FY20 Rec	Rec Change
Filled	N/A	N/A	N/A	N/A	N/A	N/A	N/A
Funded	N/A	N/A	N/A	N/A	N/A	N/A	N/A

**Note: This department has no authorized positions.*

Departmental Notes

Beautification (05800)
Foreclosure Registry Fund (205)
 2020 Budget Request/Recommendation Sheet

Base Budget by Obj Class/ Selected Obj Code	FY19 Budget	FY20 Request	FY20 Recommended	FY20 Approved	Requested Change	Recommended Change	Approved Change
52 - Purchased / Contracted Services	48,837	51,000	51,000		2,163	2,163	(48,837)
Notes							
61 - Debt Service	100,000	100,000	100,000		-	-	(100,000)
Notes							
Base Budget (Total)	148,837	151,000	151,000	-	2,163	2,163	(148,837)
Total Budget	148,837	151,000	151,000	-	2,163	2,163	(148,837)

Beautification (05800)
Unincorporated Fund (272)
 2020 Budget Request/Recommendation Sheet

Departmental Description

The Beautification Department is an active steward, protecting and enhancing the natural beauty and assets of our community. We promote and foster a beautiful, safe and healthy community by ongoing excellent enforcement of property standards and the management and maintenance of the county's streets and roadways. These respective business units work together comprehensively to centralize and deliver a beautification strategy with single coordination. Keeping our focus in line with the DeKalb County's CEO Clean Sweep initiative, we aim to enhance our effectiveness and efficiency. Along with contracted specialized companies, we will utilize existing personnel, expertise, and equipment with a refined focus on beautification and policy realignment, while changing the appearance and general aesthetics of the streets, business corridors, and residential communities throughout the county.

Common Object Expenditures	FY17 Act	FY18 Act	FY19 Bdgt	FY20 Req	Req Change	FY20 Rec	Rec Change
51 - Personal Services and Employee Benefits	6,989,617	7,142,683	3,458,910	4,231,823	22.3%	3,527,176	2.0%
52 - Purchased / Contracted Services	415,715	1,055,499	3,371,951	1,272,801	-62.3%	1,272,801	-62.3%
53 - Supplies	184,284	315,865	253,285	253,285	0.0%	253,285	0.0%
54 - Capital Outlays	23,204	4,623	4,545	4,545	0.0%	4,545	0.0%
55 - Interfund/Interdepartmental Charges	1,262,152	1,108,703	756,678	1,266,678	67.4%	1,264,931	67.2%
Total (\$)	8,874,972	9,627,373	7,845,369	7,029,132	-10.4%	6,322,738	-19.4%

Cost Center Level Expenditures	FY17 Act	FY18 Act	FY19 Bdgt	FY20 Req	Req Change	FY20 Rec	Rec Change
Administration (03580)	8,874,972	9,627,373	7,845,369	7,042,217	-10.2%	6,322,738	-19.4%
Total (\$)	8,874,972	9,627,373	7,845,369	7,029,132	-10.4%	6,322,738	-19.4%

Positions	FY17 (12/31)	FY18 (12/31)	FY19 (9/10)	FY20 Req	Req Change	FY20 Rec	Rec Change
Filled	116	122	64	76	12	66	2
Funded	130	128	68	76	8	66	(2)

*Note: This department has 62 authorized positions.

Departmental Notes

The Beautification Department separated into two departments - Beautification and Code Compliance - in FY2019. One position was abolished in 2019 and one was transferred to Code Compliance at mid-year.

Beautification (05800)
Unincorporated Fund (272)
 2020 Budget Request/Recommendation Sheet

Base Budget by Obj Class/ Selected Obj Code	FY19 Budget	FY20 Request	FY20 Recommended	FY20 Approved	Requested Change	Recommended Change	Approved Change
51 - Personal Services & Benefits	3,458,910	3,583,894	3,327,974	-	124,984	(130,936)	(3,458,910)
Salaries - Full-Time	2,360,740	2,293,220	2,293,220		(67,520)	(67,520)	(2,360,740)
Salaries - Adjustments	158,752	158,752	-		-	(158,752)	(158,752)
Salaries - Overtime	83,763	83,763	83,763		-	-	(83,763)
Insurance	624,720	841,120	729,120		216,400	104,400	(624,720)
FICA	180,451	175,431	175,431		(5,020)	(5,020)	(180,451)
401(a) Match	50,484	31,608	31,608		(18,876)	(18,876)	(50,484)
Workers Compensation	-	-	14,832		-	14,832	-
Notes	Base target funded 64 positions.						
52 - Purchased / Contracted Services	3,371,951	1,272,801	1,272,801		(2,099,150)	(2,099,150)	(3,371,951)
Notes							
53 - Supplies	253,285	253,285	253,285		-	-	(253,285)
Notes							
54 - Capital Outlays	4,545	4,545	4,545		-	-	(4,545)
Notes							
55 - Interfund/Interdepartmental	756,678	756,678	754,931		-	(1,747)	(756,678)
Notes							
Base Budget (Total)	7,845,369	5,871,203	5,613,536	-	(1,974,166)	(2,231,833)	(7,845,369)

Beautification (05800)
Unincorporated Fund (272)
 2020 Budget Request/Recommendation Sheet

Base Adjustments		FY19 Budget	FY20 Request	FY20 Rec	FY20 Approved	Req Change	Rec Change	Approved Change
B1.	Fund 12 existing vacant positions - three refuse collectors, equipment operator, three crew workers, two grounds maintenance workers, general foreman, crew leader and a public education specialist. <i>[Recommend two positions - general foreman and public education specialist.]</i>	N/A	647,928	160,813		647,928	160,813	-
Base Adjustments (Total)		-	647,928	160,813	-	647,928	160,813	-
Operating Enhancements		FY19 Budget	FY20 Request	FY20 Rec	FY20 Approved	Req Change	Rec Change	Approved Change
O1.	Purchase small rear loader (\$250K) and grappler truck (\$260K). <i>[Recommended.]</i>	N/A	510,000	510,000		510,000	510,000	-
O2.	Compensation adjustment estimate. Funding for salaries and benefits to implement the 2% raise for non-sworn staff. <i>[Recommended.]</i>	N/A	N/A	38,389		N/A	38,389	-
Operating Enhancements (Total)		-	510,000	548,389	-	510,000	548,389	-
Total Budget		7,845,369	7,029,131	6,322,738	-	(816,238)	(1,522,631)	(7,845,369)

Board of Commissioners (00200)**General Fund (100)**

2020 Budget Request/Recommendation Sheet

Departmental Description

The Board of Commissioners (BOC) serves as the legislative branch of DeKalb County government. The BOC is composed of seven part-time commissioners, each elected to a four-year term. DeKalb County is divided into five commission districts as well as two "super districts," each covering one half of the county. The BOC levies taxes and sets fees, appropriates funds for county operations, enacts county ordinances and resolutions, decides all zoning issues, and participates in the appointment and/or approval of board members of several other affiliated authorities and boards.

Common Object Expenditures	FY17 Act	FY18 Act	FY19 Bdgt	FY20 Req	Req Change	FY20 Rec	Rec Change
51 - Personal Services and Employee Benefits	2,713,656	2,726,724	3,169,927	3,258,362	2.8%	3,269,446	3.1%
52 - Purchased / Contracted Services	240,024	293,546	615,851	613,849	-0.3%	613,849	-0.3%
53 - Supplies	91,419	89,485	94,841	94,841	0.0%	94,841	0.0%
54 - Capital Outlays	3,550	2,699	-	-	N/A	-	N/A
Total (\$)	3,048,648	3,112,454	3,880,619	3,967,052	2.2%	3,978,136	2.5%

Cost Center Level Expenditures	FY17 Act	FY18 Act	FY19 Bdgt	FY20 Req	Req Change	FY20 Rec	Rec Change
BOC Administration (00210)	712,050	845,750	891,440	923,184	3.6%	876,006	-1.7%
Clerk's Office (00211)	465,996	386,201	586,125	566,611	-3.3%	569,873	-2.8%
District 1 (00201)	298,594	312,250	341,138	359,136	5.3%	361,751	6.0%
District 2 (00202)	271,994	218,448	352,934	353,077	0.0%	361,751	2.5%
District 3 (00203)	253,074	249,632	342,700	340,885	-0.5%	361,751	5.6%
District 4 (00204)	244,077	263,738	341,233	358,784	5.1%	361,751	6.0%
District 5 (00205)	255,550	254,127	342,773	353,079	3.0%	361,751	5.5%
District 6 (00206)	268,682	272,658	341,138	353,077	3.5%	361,751	6.0%
District 7 (00207)	278,631	309,651	341,138	359,219	5.3%	361,751	6.0%
Total (\$)	3,048,648	3,112,454	3,880,619	3,967,052	2.2%	3,978,136	2.5%

Positions	FY17 (12/31)	FY18 (12/31)	FY19 (9/10)	FY20 Req	Req Change	FY20 Rec	Rec Change
Filled	33	31	33	33	-	31	(2)
Funded	34	34	31	33	2	31	-

*Note: This department has 41 authorized positions.

Departmental Notes

Board of Commissioners (00200)
General Fund (100)
 2020 Budget Request/Recommendation Sheet

Base Budget by Obj Class/ Selected Obj Code	FY19 Budget	FY20 Request	FY20 Recommended	FY20 Approved	Requested Change	Recommended Change	Approved Change
51 - Personal Services & Benefits	3,169,927	3,258,362	3,231,078	-	88,435	61,151	(3,169,927)
Salaries - Full-Time	2,087,175	2,145,069	2,145,069		57,894	57,894	(2,087,175)
Salaries - Part-Time	93,314	76,116	76,116		(17,198)	(17,198)	(93,314)
Salaries - Adjustments	50,557	50,557	-		-	(50,557)	(50,557)
Salaries - Temporary	433,434	388,760	429,083		(44,674)	(4,351)	(433,434)
Insurance	282,720	403,000	348,750		120,280	66,030	(282,720)
FICA	153,875	164,730	164,730		10,855	10,855	(153,875)
401(a) Match	28,281	30,130	30,130		1,849	1,849	(28,281)
Allowance - Commission Expense	21,600	-	25,200		(21,600)	3,600	(21,600)
Allowance - Automobile	18,971	-	12,000		(18,971)	(6,971)	(18,971)
Notes	Base target funds 31 positions.						
52 - Purchased / Contracted Services	615,851	606,901	606,901		(8,950)	(8,950)	(615,851)
Notes							
53 - Supplies	94,841	94,841	94,841		-	-	(94,841)
Notes							
Base Budget (Total)	3,880,619	3,960,104	3,932,820	-	79,485	52,201	(3,880,619)

Operating Enhancements	FY19 Budget	FY20 Request	FY20 Rec	FY20 Approved	Req Change	Rec Change	Approved Change
O1. District 4 - Additional funding for other professional services, printing, and travel. <i>[Recommended.]</i>	N/A	6,948	6,948		6,948	6,948	-
O2. Compensation adjustment estimate - Funding for salaries and benefits to implement the 2% raise for non-sworn staff, effective 4/1. <i>[Recommended.]</i>	N/A	N/A	38,368		N/A	38,368	-
Operating Enhancements (Total)	-	6,948	45,316	-	6,948	45,316	-

Total Budget	3,880,619	3,967,052	3,978,136	-	86,433	97,517	(3,880,619)
---------------------	------------------	------------------	------------------	----------	---------------	---------------	--------------------

Budget (02200)
General Fund (100)
 2020 Budget Request/Recommendation Sheet

Departmental Description

The Office of Management & Budget (OMB) was created as a standalone office reporting to the CEO and Executive Assistant in February 2015 (Effective in May 2015), to emphasize the recommendation, creation, and passage of an annual budget and capital improvement plan along with subsequent modifications. It was also designed to help establish and enforce day-to-day budgetary, financial, and management policies.

Common Object Expenditures	FY17 Act	FY18 Act	FY19 Bdgt	FY20 Req	Req Change	FY20 Rec	App Change
51 - Personal Services and Employee Benefits	895,991	710,483	839,498	987,708	17.7%	852,753	1.6%
52 - Purchased / Contracted Services	49,012	16,604	137,000	37,000	-73.0%	154,000	12.4%
53 - Supplies	9,367	3,617	18,000	18,000	0.0%	18,000	0.0%
54 - Capital Outlays	760	-	4,000	4,000	0.0%	4,000	0.0%
Total (\$)	955,130	730,705	998,498	1,046,708	4.8%	1,028,753	3.0%

Cost Center Level Expenditures	FY17 Act	FY18 Act	FY19 Bdgt	FY20 Req	Req Change	FY20 Rec	App Change
Budget (OMB) (02210)	955,130	730,705	998,498	1,046,708	4.8%	1,028,753	3.0%
Total (\$)	955,130	730,705	998,498	1,046,708	4.8%	1,028,753	3.0%

Positions	FY17 (12/31)	FY18 (12/31)	FY19 (9/10)	FY20 Req	Req Change	FY20 Rec	App Change
Filled	7	6	6	8	2	8	2
Funded	10	8	9	8	(1)	8	(1)

**Note: This department has 11 authorized positions.*

Departmental Notes

Budget (02200)
General Fund (100)
 2020 Budget Request/Recommendation Sheet

Base Budget by Obj Class/ Selected Obj Code	FY19 Budget	FY20 Request	FY20 Recommended	FY20 Approved	Requested Change	Recommended Change	Approved Change
51 - Personal Services & Benefits	839,498	786,887	665,977	-	(52,611)	(173,521)	(839,498)
Salaries	620,352	552,621	552,621		(67,731)	(67,731)	(620,352)
Salaries - Adjustments	110,410	110,410	-		-	(110,410)	(110,410)
Insurance	55,480	78,000	67,500		22,520	12,020	(55,480)
FICA	49,727	42,276	42,276		(7,451)	(7,451)	(49,727)
401(A) Match	3,529	3,580	3,580		51	51	(3,529)
Notes	Base target funded six positions.						
52 - Purchased / Contracted Services	137,000	37,000	37,000		(100,000)	(100,000)	(137,000)
Notes							
53 - Supplies	18,000	18,000	18,000		-	-	(18,000)
Notes							
54 - Capital Outlays	4,000	4,000	4,000		-	-	(4,000)
Notes							
Base Budget (Total)	998,498	845,887	724,977	-	(152,611)	(273,521)	(998,498)

Budget (02200)
General Fund (100)
 2020 Budget Request/Recommendation Sheet

Base Adjustments		FY19 Budget	FY20 Request	FY20 Rec	FY20 Approved	Req Change	Rec Change	Approved Change
B1.	Fund two vacant positions - Budget & Management Analyst Sr positions to be filled late FY19, for 12 months. <i>[Recommended.]</i>	N/A	195,138	171,878		195,138	171,878	-
B2.	In-grade adjustments for two positions. <i>[Recommended.]</i>	N/A	5,683	5,683		5,683	5,683	-
Base Adjustments (Total)		-	200,821	177,561	-	200,821	177,561	-

Operating Enhancements		FY19 Budget	FY20 Request	FY20 Rec	FY20 Approved	Req Change	Rec Change	Approved Change
O1.	Compensation adjustment estimate - Funding for salaries and benefits to implement the 2% raise for non-sworn staff, effective 4/1. <i>[Recommended.]</i>	N/A	N/A	9,215		N/A	9,215	-
O2.	Cost Allocation Plan <i>[Recommended - added via CEO amendment.]</i>	N/A	N/A	117,000		N/A	117,000	
Operating Enhancements (Total)		-	-	126,215	-	-	126,215	-

Total Budget		998,498	1,046,708	1,028,753	-	48,210	30,255	(998,498)
---------------------	--	----------------	------------------	------------------	---	---------------	---------------	------------------

Chief Executive Officer (00100)
General Fund (100)
 2020 Budget Request/Recommendation Sheet

Departmental Description

The CEO carries out, executes, and enforces all ordinances, policies, rules, and regulations of the DeKalb County Board of Commissioners, and provides supervision and direction to the departments of the county government. The chief executive officer recommends a balanced budget to the Board of Commissioners. The CEO's Office also includes the Executive Assistant/Chief Operating Officer (COO), who is charged with providing professional day-to-day management of the county, as well as the Department of Communication, which is responsible for countywide communication efforts including public and government access television broadcasting.

Common Object Expenditures	FY17 Act	FY18 Act	FY19 Bdgt	FY20 Req	Req Change	FY20 Rec	Rec Change
51 - Personal Services and Employee Benefits	2,823,912	3,028,450	2,668,033	3,012,180	12.9%	3,073,438	15.2%
52 - Purchased / Contracted Services	195,286	492,878	615,619	602,960	-2.1%	602,960	-2.1%
53 - Supplies	43,347	19,997	19,400	27,840	43.5%	27,840	43.5%
54 - Capital Outlays	1,677	-	5,000	-	-100.0%	-	-100.0%
55 - Interfund / Interdepartmental Charges	8,701	4,612	9,882	9,882	0.0%	10,371	4.9%
Total (\$)	3,072,923	3,545,938	3,317,934	3,652,862	10.1%	3,714,609	12.0%

Cost Center Level Expenditures	FY17 Act	FY18 Act	FY19 Bdgt	FY20 Req	Req Change	FY19 Rec	Rec Change
Chief Executive Officer (00110)	344,666	529,100	574,479	553,887	-3.6%	500,406	-12.9%
Executive Assistant (00120)	1,062,612	1,066,252	891,025	1,023,518	14.9%	1,030,603	15.7%
Office Of Process Improvements (00160)	47,028	115,701	187,615	182,966	-2.5%	181,216	-3.4%
Operations (00112)	867	1,335	19,027	4,009	-78.9%	4,009	-78.9%
Public Information (00150)	1,150,803	1,319,682	1,193,151	1,386,273	16.2%	1,482,709	24.3%
Staff (00114)	464,673	510,797	452,637	502,209	11.0%	515,666	13.9%
Community Relations (00140)	2,273	3,072	-	-	N/A	-	N/A
Total (\$)	3,072,923	3,545,938	3,317,934	3,652,862	10.1%	3,714,609	12.0%

Positions	FY17 (12/31)	FY18 (12/31)	FY19 (9/10)	FY20 Req	Req Change	FY20 Rec	Rec Change
Filled	23	25	24	25	1	25	1
Funded	24	30	26	25	(1)	25	(1)

*Note: This department has 32 authorized positions.

Departmental Notes

Effective with the adoption of the FY17 budget, the Executive Assistant and Communications departments were recombined with the CEO's Office.

Chief Executive Officer (00100)
General Fund (100)
2020 Budget Request/Recommendation Sheet

Base Budget by Obj Class/ Selected Obj Code	FY19 Budget	FY20 Request	FY20 Recommended	FY20 Approved	Requested Change	Recommended Change	Approved Change
51 - Personal Services & Benefits	2,668,033	2,919,558	2,944,899	-	251,525	276,866	(2,668,033)
Salaries - Full-Time	2,153,364	2,336,483	2,336,483		183,119	183,119	(2,153,364)
Salaries - Part Time	-	-	90,000		-	90,000	-
Salaries - Adjustments	55,659	55,659	-		-	(55,659)	(55,659)
Insurance	234,080	325,000	283,000		90,920	48,920	(234,080)
FICA	159,861	166,027	166,027		6,166	6,166	(159,861)
401(a) Match	32,069	36,389	36,389		4,320	4,320	(32,069)
Allowance - Automobile	33,000	-	33,000		(33,000)	-	(33,000)
Notes	Base target funded 24 positions.						
52 - Purchased / Contracted Services	615,619	452,960	452,960		(162,659)	(162,659)	(615,619)
Notes							
53 - Supplies	19,400	27,840	27,840		8,440	8,440	(19,400)
Notes							
54 - Capital Outlays	5,000	-	-		(5,000)	(5,000)	(5,000)
Notes							
55 - Interfund / Interdepartmental Charges	9,882	9,882	10,371		-	489	(9,882)
Notes							
Base Budget (Total)	3,317,934	3,410,240	3,436,070	-	92,306	118,136	(3,317,934)

Chief Executive Officer (00100)
General Fund (100)
 2020 Budget Request/Recommendation Sheet

Base Adjustments		FY19 Budget	FY20 Request	FY20 Rec	FY20 Approved	Req Change	Rec Change	Approved Change
B1.	Fund one position - Producer position that was filled after the base target was set. <i>[Recommended.]</i>	N/A	92,622	90,872		92,622	90,872	-
Base Adjustments (Total)		-	92,622	90,872	-	92,622	90,872	-

Operating Enhancements		FY19 Budget	FY20 Request	FY20 Rec	FY20 Approved	Req Change	Rec Change	Approved Change
O1.	Other professional services to identify and pursue grant funding opportunities. <i>[Recommended.]</i>	N/A	150,000	150,000		150,000	150,000	-
O2.	Compensation adjustment estimate - Funding for salaries and benefits to implement the 2% raise for non-sworn staff, effective 4/1. <i>[Recommended.]</i>	N/A	N/A	37,667		N/A	37,667	-
O3.	Crime intervention strategies. <i>[Funding removed via CEO amendment and reprogrammed to Police and District Attorney.]</i>	N/A	N/A	-		N/A	-	-
Operating Enhancements (Total)		-	150,000	187,667	-	150,000	187,667	-

Total Budget		3,317,934	3,652,862	3,714,609	-	334,928	396,675	(3,317,934)
---------------------	--	------------------	------------------	------------------	---	----------------	----------------	--------------------

Chief Executive Officer (00100)
PEG Fund (203)
 2020 Budget Request/Recommendation Sheet

Departmental Description

The Public Education & Government (PEG) Fund was established in 1997 to provides funding for maintaining, upgrading, and replacing the government television infrastructure, which includes capital and facility improvements for public education and government access cable television channels. The primary source of revenue is from fees paid to the county by cable television franchisees.

Common Object Expenditures	FY17 Act	FY18 Act	FY19 Bdgt	FY20 Req	Req Change	FY20 Rec	Rec Change
51 - Personal Services and Employee Benefits	71,423	82,196	63,237	68,709	8.7%	68,336	8.1%
52 - Purchased / Contracted Services	688,398	74,278	312,307	312,307	0.0%	312,307	0.0%
53 - Supplies	57,761	76,633	146,089	146,089	0.0%	146,089	0.0%
54 - Capital Outlays	16,989	21,426	-	-	N/A	-	N/A
55 - Interfund / Interdepartmental Charges	29,100	-	-	-	N/A	-	N/A
70 - Retirement Services	-	-	20,669	20,669	0.0%	22,404	8.4%
Total (\$)	863,671	254,533	542,302	547,774	1.0%	549,136	1.3%

Cost Center Level Expenditures	FY17 Act	FY18 Act	FY19 Bdgt	FY20 Req	Req Change	FY19 Rec	Rec Change
PEG Fund Support (00170)	863,671	254,533	542,302	547,774	1.0%	549,136	1.3%
Total (\$)	863,671	254,533	542,302	547,774	1.0%	549,136	1.3%

Positions	FY17 (12/31)	FY18 (12/31)	FY19 (9/10)	FY20 Req	Req Change	FY20 Rec	Rec Change
Filled	2	1	1	1	-	1	-
Funded	1	1	1	1	-	1	-

**Note: This department has 1 authorized position.*

Departmental Notes

Effective with the FY17 budget, the PEG Fund cost center is part of the Chief Executive Officer's financial structure.

Chief Executive Officer (00100)
PEG Fund (203)
 2020 Budget Request/Recommendation Sheet

Base Budget by Obj Class/ Selected Obj Code		FY19 Budget	FY20 Request	FY20 Recommended	FY20 Approved	Requested Change	Recommended Change	Approved Change
51 - Personal Services & Benefits		63,237	68,709	67,488	-	5,472	4,251	(63,237)
Salaries - Full-Time		49,137	50,616	50,616		1,479	1,479	(49,137)
Salaries - Adjustments		1,221	1,221	-		-	(1,221)	(1,221)
Insurance		9,120	13,000	13,000		3,880	3,880	(9,120)
FICA		3,759	3,872	3,872		113	113	(3,759)
Notes	Base target funded 24 positions.							
52 - Purchased / Contracted Services		312,307	312,307	312,307		-	-	(312,307)
Notes								
53 - Supplies		146,089	146,089	146,089		-	-	(146,089)
Notes								
70 - Retirement Services		20,669	20,669	22,404		-	1,735	(20,669)
Notes	Recommended pension allocation includes \$624 for the 2% retiree COLA.							
Base Budget (Total)		542,302	547,774	548,288	-	5,472	5,986	(542,302)

Operating Enhancements		FY19 Budget		FY20 Rec	FY20 Approved	Req Change	Rec Change	Approved Change
O1.	Compensation adjustment estimate - Funding for salaries and benefits to implement the 2% raise for non-sworn staff, effective 4/1. <i>[Recommended.]</i>	N/A	N/A	848		N/A	848	-
Operating Enhancements (Total)		-	-	848	-	-	848	-

Total Budget		542,302	547,774	549,136	-	5,472	6,834	(542,302)
---------------------	--	----------------	----------------	----------------	----------	--------------	--------------	------------------

Child Advocacy Center (04000)
General Fund (100)
 2020 Budget Request/Recommendation Sheet

Departmental Description

The Child Advocacy Center (CAC) provides legal representation and advocacy for abused and neglected children in dependency cases before the DeKalb County Juvenile Court. The CAC manages approximate 1,500 cases and 3,200 hearings annually. Attorneys and support staff provide litigation and ongoing advocacy to rehabilitate and secure permanent safe and stable homes for child-clients. Child-clients primarily reside in foster care placements, many of which are located outside of DeKalb County and beyond the metro counties. Approximately 60% of the department's service delivery efforts are conducted remotely, including client field interviews. In 2018, more than 55% of clients resided in placements outside of DeKalb County and more than one-third experienced more than one placement disruption. The continued destabilization of the foster care system has increased the department's workload with more continued hearings, longer terms in foster care, and further and more frequent field work for staff.

Common Object Expenditures	FY17 Act	FY18 Act	FY19 Bdgt	FY20 Req	Req Change	FY20 Rec	Rec Change
51 - Personal Services and Employee Benefits	2,450,387	2,445,504	2,654,836	2,817,503	6.1%	2,753,185	3.7%
52 - Purchased / Contracted Services	163,176	163,328	199,000	199,000	0.0%	199,000	0.0%
53 - Supplies	24,658	25,018	24,978	24,978	0.0%	24,978	0.0%
54 - Capital Outlays	5,010	54,968	-	-	N/A	-	N/A
55 - Interfund / Interdepartmental Charges	-	-	9,943	9,943	0.0%	17,252	73.5%
Total (\$)	2,643,231	2,688,818	2,888,757	3,051,424	5.6%	2,994,415	3.7%

Cost Center Level Expenditures	FY17 Act	FY18 Act	FY19 Bdgt	FY20 Req	Req Change	FY20 Rec	Rec Change
Child Advocate's Office (04010)	2,643,231	2,688,819	2,888,757	3,051,424	5.6%	2,994,415	3.7%
Total (\$)	2,643,231	2,688,819	2,888,757	3,051,424	5.6%	2,994,415	3.7%

Positions	FY17 (12/31)	FY18 (12/31)	FY19 (9/10)	FY20 Req	Req Change	FY20 Rec	Rec Change
Filled	26	26	28	31	3	31	3
Funded	28	28	33	31	(2)	31	(2)

**Note: This department has 33 authorized positions.*

Departmental Notes

Child Advocacy Center (04000)
General Fund (100)
 2020 Budget Request/Recommendation Sheet

Base Budget by Obj Class/ Selected Obj Code	FY19 Budget	FY20 Request	FY20 Recommended	FY20 Approved	Requested Change	Recommended Change	Approved Change
51 - Personal Services & Benefits	2,654,836	2,544,198	2,452,154	-	(110,638)	(202,682)	(2,654,836)
Salaries - Full-Time	2,112,653	1,947,469	1,947,469		(165,184)	(165,184)	(2,112,653)
Salaries - Adjustments	42,622	42,622	-		-	(42,622)	(42,622)
Insurance	300,960	364,000	315,000		63,040	14,040	(300,960)
FICA	166,641	147,888	147,888		(18,753)	(18,753)	(166,641)
401(a) Match	27,550	37,809	37,809		10,259	10,259	(27,550)
Workers Compensation	4,410	4,410	3,988		-	(422)	(4,410)
Notes	Base target funded 28 positions.						
52 - Purchased / Contracted Services	199,000	199,000	199,000		-	-	(199,000)
Notes							
53 - Supplies	24,978	24,978	24,978		-	-	(24,978)
Notes							
55 - Interfund	9,943	9,943	17,252		-	7,309	(9,943)
Notes							
Base Budget (Total)	2,888,757	2,778,119	2,693,384	-	(110,638)	(195,373)	(2,888,757)

Child Advocacy Center (04000)
General Fund (100)
 2020 Budget Request/Recommendation Sheet

Base Adjustments		FY19 Budget	FY20 Request	FY20 Rec	FY20 Approved	Req Change	Rec Change	Approved Change
B1.	Fund one existing position - Supervising Attorney - Position in active recruitment /hiring process. <i>[Recommended.]</i>	N/A	131,966	130,216		131,966	130,216	-
B2.	Fund one existing position - Attorney III - Position Hired on 8/30/19. <i>[Recommended.]</i>	N/A	85,827	84,077		85,827	84,077	-
B3.	Fund one existing position - Paralegal - Position Hired on 8/28/19. <i>[Recommended.]</i>	N/A	55,511	53,761		55,511	53,761	-
Base Adjustments (Total)		-	273,304	268,054	-	273,304	268,054	-
Operating Enhancements		FY19 Budget	FY20 Request	FY20 Rec	FY20 Approved	Req Change	Rec Change	Approved Change
O1.	Compensation adjustment estimate - Funding for salaries and benefits to implement the 2% raise for non-sworn staff, effective 4/1. <i>[Recommended.]</i>	N/A	N/A	32,977		N/A	32,977	-
Operating Enhancements (Total)		-		32,977	-	-	32,977	-
Total Budget		2,888,757	3,051,423	2,994,415	-	162,666	105,658	(2,888,757)

Citizen Help Center (07800)
General Fund (100)
 2020 Budget Request/Recommendation Sheet

Departmental Description

The Citizen Help Center serves as a central point of contact for constituents attempting to navigate DeKalb County government and its processes. The Citizen Help Center answers calls for all county departments and agencies, responds to inquiries received via email and social media, submits and provides follow up on service request entered into the constituent engagement portal, uses a Knowledge Base (database) to provide standard and consistent information to the community, creates realistic expectations in the delivery of county services and monitors the service performance of departments by identifying trends and opportunities for improving service delivery. The Citizen Help Center also ensures consistent and accurate documentation of service requests and complaints to include status, updates, tracking as well as actions taken. The Citizen Help Center delivers cohesive end-to-end services that utilize knowledge, information, and business processes that literally integrate systems countywide.

Common Object Expenditures	FY17 Act	FY18 Act	FY19 Bdgt	FY20 Req	Req Change	FY20 Rec	Rec Change
51 - Personal Services and Employee Benefits	-	84,622	331,025	577,805	74.6%	510,702	54.3%
52 - Purchased / Contracted Services	174,298	161,673	134,629	84,629	-37.1%	84,629	-37.1%
53 - Supplies	414	2,148	6,790	6,790	0.0%	6,790	0.0%
61 - Other Financing Uses	290,000	-	-	-	N/A	-	N/A
Total (\$)	464,712	248,443	472,444	669,224	41.7%	602,121	27.4%

Cost Center Level Expenditures	FY17 Act	FY18 Act	FY19 Bdgt	FY20 Req	Req Change	FY20 Rec	Rec Change
Citizens Help Center (07801)	464,712	248,443	472,444	669,224	41.7%	602,121	27.4%
Total (\$)	464,712	248,443	472,444	669,224	41.7%	602,121	27.4%

Positions	FY17 (12/31)	FY18 (12/31)	FY19 (9/10)	FY20 Req	Req Change	FY20 Rec	Rec Change
Filled	-	2	7	12	5	10	3
Funded	7	2	10	12	2	10	-

*Note: This department has 10 authorized positions.

Departmental Notes

Citizen Help Center (07800)
General Fund (100)
 2020 Budget Request/Recommendation Sheet

Base Budget by Obj Class/ Selected Obj Code	FY19 Budget	FY20 Request	FY20 Recommended	FY20 Approved	Requested Change	Recommended Change	Approved Change
51 - Personal Services & Benefits	331,025	379,013	366,763	-	47,988	35,738	(331,025)
Salaries - Full-Time	242,841	260,292	260,292		17,451	17,451	(242,841)
Insurance	62,320	91,000	78,750		28,680	16,430	(62,320)
FICA	20,086	19,912	19,912		(174)	(174)	(20,086)
401(a) Match	5,778	7,809	7,809		2,031	2,031	(5,778)
Notes	Base target funded seven positions.						
52 - Purchased / Contracted Services	134,629	84,629	84,629		(50,000)	(50,000)	(134,629)
Notes							
53 - Supplies	6,790	6,790	6,790		-	-	(6,790)
Notes							
Base Budget (Total)	472,444	470,432	458,182	-	(2,012)	(14,262)	(472,444)

Citizen Help Center (07800)
General Fund (100)
 2020 Budget Request/Recommendation Sheet

Base Adjustments		FY19 Budget	FY20 Request	FY20 Rec	FY20 Approved	Req Change	Rec Change	Approved Change
B1.	In-grade adjustment - Customer Care Representative, Sr. <i>[Recommended.]</i>	N/A	2,201	2,201		2,201	2,201	-
B2.	Fund three existing positions - Customer Care Representative positions funded in the FY19 budget. <i>[Recommended.]</i>	N/A	131,061	137,319		131,061	137,319	-
Base Adjustments (Total)		-	133,262	139,520	-	133,262	139,520	-

Operating Enhancements		FY19 Budget	FY20 Request	FY20 Rec	FY20 Approved	Req Change	Rec Change	Approved Change
O1.	Fund two new positions - Customer Care Representative positions. <i>[Not recommended.]</i>	N/A	65,530	-		65,530	-	-
O2.	Compensation adjustment estimate - Funding for salaries and benefits to implement the 2% raise for non-sworn staff, effective 4/1. <i>[Recommended.]</i>	N/A	N/A	4,419		N/A	4,419	-
Operating Enhancements (Total)		-	65,530	4,419	-	65,530	4,419	-

Total Budget		472,444	669,224	602,121	-	196,780	129,677	(472,444)
---------------------	--	----------------	----------------	----------------	---	----------------	----------------	------------------

Clerk of Superior Court (03600)**General Fund (100)**

2020 Budget Request/Recommendation Sheet

Departmental Description

The Office of Clerk of Superior Court is a constitutionally held office mandated by the Georgia Constitution, Official Code of Georgia Annotated, and the Uniform Rules of Court. The Clerk is responsible for filing, recording, and maintaining court records for public inspection, including records pertaining to general civil, domestic civil, domestic violence, criminal indictments, accusations, warrants, real and personal property located in DeKalb County. The Office of the Clerk of Superior Court supports Superior Court judges and Magistrate Court judges. The Judicial Division is responsible for the management and preservation of record relating to civil and criminal actions as well as adoptions and appeals to the Supreme Court and Court to Appeals. Administrative and Technology Divisions is comprised of accounting, budget, and human resources.

Common Object Expenditures	FY17 Act	FY18 Act	FY19 Bdgt	FY20 Req	Req Change	FY20 Rec	App Change
51 - Personal Services and Employee Benefits	6,440,076	6,677,363	6,319,047	7,167,111	13.4%	6,539,028	3.5%
52 - Purchased / Contracted Services	1,007,355	826,938	921,251	1,067,592	15.9%	966,251	4.9%
53 - Supplies	137,472	91,048	105,097	126,097	20.0%	105,097	0.0%
54 - Capital Outlays	2,199	2,864	-	3,000	N/A	-	N/A
57 - Other Costs	10,397	10,397	11,206	11,206	0.0%	11,206	0.0%
61 - Other Financing Uses	-	-	-	537,782	N/A	-	N/A
Total (\$)	7,597,499	7,608,610	7,356,601	8,912,788	21.2%	7,621,582	3.6%

Cost Center Level Expenditures	FY17 Act	FY18 Act	FY19 Bdgt	FY20 Req	Req Change	FY20 Rec	App Change
Clerk Superior Court (03601)	7,153,608	7,187,840	6,947,226	8,474,909	22.0%	7,143,861	2.8%
Board of Equalization (03611)	443,891	420,771	409,375	437,878	7.0%	477,721	16.7%
Total (\$)	7,597,499	7,608,611	7,356,601	8,912,788	21.2%	7,621,582	3.6%

Positions	FY17 (12/31)	FY18 (12/31)	FY19 (9/10)	FY20 Req	Req Change	FY20 Rec	App Change
Filled	86	90	92	92	-	92	-
Funded	87	87	92	92	-	92	-

*Note: This department has 93 authorized positions.

Departmental Notes

Clerk of Superior Court (03600)
General Fund (100)
 2020 Budget Request/Recommendation Sheet

Base Budget by Obj Class/ Selected Obj Code		FY19 Budget	FY20 Request	FY20 Recommended	FY20 Approved	Requested Change	Recommended Change	Approved Change
51 - Personal Services & Benefits		6,319,047	6,739,032	6,457,678	-	419,985	138,631	(6,319,047)
Salaries - Full-Time		4,932,547	4,974,482	4,974,482		41,935	41,935	(4,932,547)
Salaries - Adjustments		116,451	119,344	-		2,893	(116,451)	(116,451)
Salaries - Overtime		15,000	16,000	16,000		1,000	1,000	(15,000)
Insurance		836,000	1,196,000	1,035,000		360,000	199,000	(836,000)
FICA		377,340	379,445	379,445		2,105	2,105	(377,340)
401(a) Match		34,249	46,301	46,301		12,052	12,052	(34,249)
Workers Compensation		1,460	1,460	450		(0)	(1,010)	(1,460)
Allowances		6,000	6,000	6,000		-	-	(6,000)
Notes Base target funded 92 positions.								
52 - Purchased / Contracted Services		921,251	1,067,592	921,251		146,341	-	(921,251)
Notes Recommendation reduced to FY19 level.								
53 - Supplies		105,097	126,097	105,097		21,000	-	(105,097)
Notes Recommendation reduced to FY19 level.								
54 - Capital Outlays		-	3,000	-		3,000	-	-
Notes Recommendation reduced to FY19 level.								
57 - Other Costs		11,206	11,206	11,206		-	-	(11,206)
Notes								
Base Budget (Total)		7,356,601	7,946,926	7,495,232	-	590,325	138,631	(7,345,395)
Base Adjustments								
		FY18 Budget	FY19 Request	FY19 Rec	FY19 App	Req Change	Rec Change	Approved
B1.	Increased hearing officer fees for Board of Equalization. <i>[Recommended - added via CEO amendment.]</i>	N/A	N/A	45,000			45,000	
Base Adjustments (Total)		-	-	45,000	-	-	45,000	-
Operating Enhancements								
		FY19 Budget	FY20 Request	FY20 Rec	FY20 Approved	Req Change	Rec Change	Approved Change
O1.	Fund one existing position - Court Support Supervisor II position; start date 11/4/19. [Department has exceeded the number of funded positions for FY19. Recommend department manage position with vacancies.]	N/A	90,456	-		90,456	-	-

Clerk of Superior Court (03600)
General Fund (100)
 2020 Budget Request/Recommendation Sheet

O2.	Fund two existing positions - Deputy Clerk III, employee start date 9/9/19. <i>[Department has exceeded the number of funded positions for FY19. Recommend department manage position with vacancies.]</i>	N/A	136,876	-		136,876	-	-
O3.	Fund new deputy clerk position. <i>[Not recommended.]</i>	N/A	67,449	-				
O4.	In-grade salary adjustments. <i>[Not recommended.]</i>	N/A	133,299	-		133,299	-	-
O5.	Compensation adjustment estimate - Funding for salaries and benefits to implement the 2% raise for non-sworn staff. <i>[Recommended.]</i>	N/A	N/A	81,350		N/A	81,350	-
Operating Enhancements (Total)		-	428,080	81,350	-	360,631	81,350	-

Capital Enhancements		FY19 Budget	FY20 Request	FY20 Rec	FY20 Approved	Req Change	Rec Change	Approved
C1.	Fund Odyssey maintenance. <i>[Moved to Contributions - General Fund.]</i>	N/A	537,782	-		537,782	-	-
Capital Enhancements (Total)		-	537,782	-	-	537,782	-	-

Total Budget	7,356,601	8,912,788	7,621,582	-	1,488,738	264,981	(7,345,395)
---------------------	------------------	------------------	------------------	---	------------------	----------------	--------------------

Code Compliance (05900)
Unincorporated Fund (272)
 2020 Budget Request/Recommendation Sheet

Departmental Description

The Code Compliance Administration enforces the codes and standards established to protect health, safety and welfare through fair and effective practices to obtain compliance while educating and engaging residents, businesses, and stakeholders.

Common Object Expenditures	FY17 Act	FY18 Act	FY19 Bdgt	FY20 Req	Req Change	FY20 Rec	Rec Change
51 - Personal Services and Employee Benefits	N/A	N/A	3,013,662	4,203,212	39.5%	3,988,523	32.3%
52 - Purchased / Contracted Services	N/A	N/A	370,391	490,408	32.4%	478,751	29.3%
53 - Supplies	N/A	N/A	127,932	102,932	-19.5%	102,932	-19.5%
54 - Capital Outlays	N/A	N/A	-	260,000	N/A	-	N/A
55 - Interfund/Interdepartmental Charges	N/A	N/A	294,697	294,697	0.0%	379,874	28.9%
Total (\$)	-	-	3,806,682	5,351,249	40.6%	4,950,080	30.0%

Cost Center Level Expenditures	FY17 Act	FY18 Act	FY19 Bdgt	FY20 Req	Req Change	FY20 Rec	Rec Change
Administration (05910)	N/A	N/A	3,806,682	5,351,249	40.6%	4,950,080	30.0%
Total (\$)	-	-	3,806,682	5,351,249	40.6%	4,950,080	30.0%

Positions	FY17 (12/31)	FY18 (12/31)	FY19 (9/10)	FY20 Req	Req Change	FY20 Rec	Rec Change
Filled	N/A	N/A	54	62	8	61	7
Funded	N/A	N/A	62	62	-	61	(1)

**Note: This department has 62 authorized positions.*

Departmental Notes

Code Compliance became its own department in FY2019. Previously, Code Compliance was a part of the Beautification Department. At mid-year, one position was transferred from Beautification.

Code Compliance (05900)
Unincorporated Fund (272)
 2020 Budget Request/Recommendation Sheet

Base Budget by Obj Class/ Selected Obj Code	FY19 Budget	FY20 Request	FY20 Recommended	FY20 Approved	Requested Change	Recommended Change	Approved Change
51 - Personal Services & Benefits	3,013,662	3,445,363	3,369,945	-	431,701	356,283	(3,013,662)
Salaries - Full-Time	2,221,736	2,496,839	2,496,839		275,103	275,103	(2,221,736)
Salaries - Overtime	57,460	21,710	21,710		(35,750)	(35,750)	(57,460)
Insurance	557,840	702,000	607,500		144,160	49,660	(557,840)
FICA	176,535	191,008	191,008		14,473	14,473	(176,535)
401(a) Employer Contribution	-	33,715	33,715		33,715	33,715	-
Workers Compensation	91	91	19,173		-	19,082	(91)
Notes	Base target funded 54 positions.						
52 - Purchased / Contracted Services	370,391	370,391	370,391		-	-	(370,391)
Notes							
53 - Supplies	127,932	102,932	102,932		(25,000)	(25,000)	(127,932)
Notes							
55 - Interfund/Interdepartmental Charges	294,697	294,697	379,874		-	85,177	(294,697)
Notes							
Base Budget (Total)	3,806,682	4,213,383	4,223,142	-	406,701	416,460	(3,806,682)

Code Compliance (05900)
Unincorporated Fund (272)
 2020 Budget Request/Recommendation Sheet

Base Adjustments		FY19 Budget	FY20 Request	FY20 Rec	FY20 Approved	Req Change	Rec Change	Approved Change
B1.	Fund eight existing vacant positions - one Code Compliance Officer, one Senior, Administrative Specialist, two Code Compliance Officers, three Code Compliance Officers, one Senior Code Compliance Officer and one Director of Beautification. <i>[Recommend seven positions; director position excluded.]</i>	N/A	617,347	463,419		617,347	463,419	-
B2.	Fund increase in security contract. <i>[Recommended.]</i>	N/A	2,048	2,048		2,048	2,048	-
B3.	Fund Hansen yearly license - Renewal for 62 licenses. Contractual installment of \$13,608 for year 3 of 3 and \$40,824 for a 3-year payment. <i>[Recommended.]</i>	N/A	54,432	54,432		54,432	54,432	-
B4.	Fund continual monitoring and maintenance of GPS devices. <i>[Recommended.]</i>	N/A	11,880	11,880		11,880	11,880	-
B5.	Fund increase in title searches and postings in the legal organ - To obtain court orders to demolish and abate abandoned and dilapidated properties. <i>[Recommended.]</i>	N/A	40,000	40,000		40,000	40,000	-
Base Adjustments (Total)		-	725,707	571,779	-	725,707	571,779	-

Operating Enhancements		FY19 Budget	FY20 Request	FY20 Rec	FY20 Approved	Req Change	Rec Change	Approved Change
O1.	Fund floor replacement. <i>[Not recommended.]</i>	N/A	11,657	-		11,657	-	-
O2.	Fund in-grade salary adjustments for code compliance officers. <i>[Recommended increase minus 4% adjustment.]</i>	N/A	140,501	54,240		140,501	54,240	-

Code Compliance (05900)
Unincorporated Fund (272)
 2020 Budget Request/Recommendation Sheet

O3.	Purchase seven new vehicles. <i>[Not recommended.]</i>	N/A	210,000	-		210,000	-	-
O4.	Fund vehicle outfitting. <i>[Not recommended.]</i>	N/A	50,000	-		50,000	-	-
O5.	Compensation adjustment estimate - Funding for salaries and benefits to implement the 4% for code compliance officers and 2% raise for non-sworn staff. <i>[Recommended.]</i>	N/A	N/A	100,919		N/A	100,919	-
Operating Enhancements (Total)		-	412,158	155,159	-	412,158	155,159	-
Total Budget		3,806,682	5,351,248	4,950,080	-	1,544,566	1,143,398	(3,806,682)

Community Service Board (07200)**General Fund (100)**

2020 Budget Request/Recommendation Sheet

Departmental Description

The DeKalb Community Service Board was created by State law to provide mental health, developmental disabilities and addictive diseases treatment and habilitation services. A twelve member board is appointed by the local governing authority. The Mission of the DeKalb Community Service Board is "to provide access to the right service, for the right person, at the right time." DeKalb Community Service Board envisions a community in which disabilities no longer limit potential. DeKalb Community Service Board helps residents of DeKalb County suffering with mental illnesses and addictions reclaim their lives, and provides support to people with developmental disabilities enabling them to fully participate in the life they choose. DeKalb Community Service Board is funded by a combination of state grant-in-aid, fee revenues, and county funding. County funding is used for direct services provided at the Jail, DeKalb DD Services Center, East DeKalb, DeKalb Crisis Center, Mobile Response Team, Winn Way Outpatient and the Opioid Residential Treatment program. Mental health services to adults, older adults, children, and adolescents are provided through four outpatient mental health centers, as well as specialized day and residential services. Developmental disabilities services are provided through a supported employment program, day services and residential services. Addictive diseases services are offered at all outpatient clinics and intensive services are provided at the DeKalb Addiction Clinic and Opioid Residential Treatment Program. The mobile response team partners a psychiatric nurse with a DeKalb County Police officer to provide mobile psychiatric emergency services. Crisis intervention services include evaluation and crisis stabilization. Jail Services provide addictive diseases services in collaboration with the DeKalb County Court system and Sheriff's office.

Common Object Expenditures	FY17 Act	FY18 Act	FY19 Bdgt	FY20 Req	Req Change	FY20 Rec	Rec Change
57 - Other Costs	2,084,057	2,434,057	2,134,057	3,079,057	44.3%	2,134,057	0.0%
Total (\$)	2,084,057	2,434,057	2,134,057	3,079,057	44.3%	2,134,057	0.0%

Cost Center Level Expenditures	FY17 Act	FY18 Act	FY19 Bdgt	FY20 Req	Req Change	FY20 Rec	Rec Change
Community Service Board (07201)	2,084,057	2,434,057	2,134,057	3,079,057	44.3%	2,134,057	0.0%
Total (\$)	2,084,057	2,434,057	2,134,057	3,079,057	44.3%	2,134,057	0.0%

Positions	FY17 (12/31)	FY18 (12/31)	FY19 (9/10)	FY20 Req	Req Change	FY20 Rec	Rec Change
Filled	N/A	N/A	N/A	N/A	N/A	N/A	N/A
Funded	N/A	N/A	N/A	N/A	N/A	N/A	N/A

*Note: This agency has no county-funded positions.

Departmental Notes

Community Service Board (07200)
General Fund (100)
 2020 Budget Request/Recommendation Sheet

Base Budget by Obj Class/ Selected Obj Code	FY19 Budget	FY20 Request	FY20 Recommended	FY20 Approved	Requested Change	Recommended Change	Approved Change
57 - Other Costs	2,134,057	2,134,057	2,134,057		-	-	(2,134,057)
Notes							
Base Budget (Total)	2,134,057	2,134,057	2,134,057	-	-	-	(2,134,057)

Operating Enhancements	FY19 Budget	FY20 Request	FY20 Rec	FY20 Approved	Req Change	Rec Change	Approved Change
O1. Continued funding of the Opioid Residential Treatment program. <i>[Not recommended.]</i>	N/A	300,000	-		300,000	-	-
Operating Enhancements (Total)	-	300,000	-	-	300,000	-	-

Capital Enhancements	FY19 Budget	FY20 Request	FY20 Rec	FY20 Approved	Req Change	Rec Change	Approved Change
C1. Crisis Center Roof. <i>[Agency withdraws after BOC FY19 Funding.]</i>	NA	150,000	-		150,000	-	-
C2. Kirkwood Roof. <i>[Agency withdraws after BOC FY19 Funding.]</i>	NA	150,000	-		150,000	-	-
C3. Winn Way Carpet. <i>[Moved to General Fund Contributions for Consideration.]</i>	NA	160,000	-		160,000	-	-
C4. Fox Recovery Center exterior upgrade. <i>[Agency withdraws after BOC FY19 Funding.]</i>	NA	60,000	-		60,000	-	-
C5. N. DeKalb HVAC replacement. <i>[Moved to General Fund Contributions for Consideration.]</i> <i>[Moved to General Fund Contributions for Consideration.]</i>	NA	50,000	-		50,000	-	-
C6. Kirkwood HVAC replacement. <i>[Moved to General Fund Contributions for Consideration.]</i>	NA	50,000	-		50,000	-	-

Community Service Board (07200)
General Fund (100)
 2020 Budget Request/Recommendation Sheet

C7.	Clifton Springs restroom renovation. <i>[Moved to General Fund Contributions for Consideration.]</i>	NA	25,000	-		25,000	-	-
Capital Enhancements (Total)		-	645,000	-	-	645,000	-	-
Total Budget		2,134,057	3,079,057	2,134,057	-	945,000	-	(2,134,057)

Contributions (09000)
Designated Fund (271)
 2020 Budget Request/Recommendation Sheet

Departmental Description

The Contributions departments in the Tax Funds are used to track the request, recommendation, and approval of capital improvement projects in the General, Fire, Designated, Unincorporated, and Police Funds. Departmental requests for projects are moved to these departments during the recommendation phase of the budgeting process.

Common Object Expenditures	FY17 Act	FY18 Act	FY19 Bdgt	FY20 Req	Req Change	FY20 Rec	App Change
61 - Other Financing Uses	-	-	900,000	-	-100.0%	200,000	-77.8%
Total (\$)	-	-	900,000	-	-100.0%	200,000	-77.8%

Cost Center Level Expenditures	FY17 Act	FY18 Act	FY19 Bdgt	FY20 Req	Req Change	FY20 Rec	App Change
Designated Fund Operational Contributions (09043)	-	-	900,000	-	-100.0%	200,000	-77.8%
Total (\$)	-	-	900,000	-	-100.0%	200,000	-77.8%

Positions	FY17 (12/31)	FY18 (12/31)	FY19 (9/10)	FY20 Req	Req Change	FY20 Rec	App Change
Filled	N/A	N/A	N/A	N/A	N/A	N/A	N/A
Funded	N/A	N/A	N/A	N/A	N/A	N/A	N/A

**Note: This department has no positions.*

Departmental Notes

Contributions (09000)
Designated Fund (271)
 2020 Budget Request/Recommendation Sheet

Base Budget by Obj Class/ Selected Obj Code	FY19 Budget	FY20 Request	FY20 Recommended	FY20 Approved	Requested Change	Recommended Change	Approved Change
61 - Other Financing Uses	900,000	-	-		(900,000)	(900,000)	(900,000)
Notes							
Base Budget (Total)	900,000	-	-	-	(900,000)	(900,000)	(900,000)

Capital Enhancements		FY19 Budget	FY20 Request	FY20 Rec	FY20 Approved	Req Change	Rec Change	Approved Change
C1.	Parks - Fund Mystery Valley Golf Course Renovations ; Project Number 20061102711. \$150,000 [Not Recommended.]	N/A	-	-		-	-	-
C2.	Parks - Fund Mystery Valley Golf Course Renovations ; Project Number 20061102712. \$200,000	N/A	-	To be reviewed using Hotel/Motel funds.		-	To be reviewed using Hotel/Motel funds.	-
C3.	Parks - Fund Mystery Valley Golf Course Renovations Project Number 20061102713. \$200,000	N/A	-	To be reviewed using Hotel/Motel funds.		-	To be reviewed using Hotel/Motel funds.	-
C4.	Parks - Fund Sugar Creek Golf Course Bunker Renovations ; The bunkers are showing signs of contamination, the edges are deteriorating and both are affecting the playability of the golf course. \$150,000	N/A	-	To be reviewed using Hotel/Motel funds.		-	To be reviewed using Hotel/Motel funds.	-
C5.	Parks - Fund Lake and Dam Renovations ; Design, permitting and construction. \$2,400,000	N/A	-	200,000		-	200,000	-

Contributions (09000)
Designated Fund (271)
 2020 Budget Request/Recommendation Sheet

C6.	Parks - Fund Ellenwood Park Phase 1 of 3 - 3 Phases - Projected cost \$12 Million - Phase I - site preparation, storm water management and park amenities is \$1.3 Million. Phase II - \$1.2 Million for site structures, and Phase III - \$6.5 Million for a community building and the remaining 3 Million for engineering. \$1,300,000	N/A		To be reviewed using bond funds.			-	To be reviewed using bond funds.	-
C7.	Transportation - Emory Village Project - Replacement of the deteriorating brick paver crosswalks at the roundabout. \$150,000 [Not Recommended.]	N/A	-	-			-	-	-
C8.	2020 GDOT LMIG Road Resurfacing - Each year the Georgia Department of Transportation provides Grant Match Funding for the resurfacing of local streets in DeKalb County. The GDOT LMIG funding program requires a matching amount from the County. \$4,000,000.	N/A	-	To be reviewed using SPLOST funds.			-	To be reviewed using SPLOST funds.	-
Capital Enhancements (Total)		-	-	200,000	-	-	200,000	-	-
Total Budget		900,000	-	200,000	-	(900,000)	(700,000)	(900,000)	(900,000)

Contributions (09000)
Fire Fund (270)
 2020 Budget Request/Recommendation Sheet

Departmental Description

The Contributions departments in the Tax Funds are used to track the request, recommendation, and approval of capital improvement projects in the General, Fire, Designated, Unincorporated, and Police Funds. Departmental requests for projects are moved to these departments during the recommendation phase of the budgeting process.

Common Object Expenditures	FY17 Act	FY18 Act	FY19 Bdgt	FY20 Req	Req Change	FY20 Rec	App Change
61 - Other Financing Uses	-	74,899	-	-	NA		NA
Total (\$)				-	NA	-	NA

Cost Center Level Expenditures	FY17 Act	FY18 Act	FY19 Bdgt	FY20 Req	Req Change	FY20 Rec	App Change
Fire Fund Operational Contributions (09042)	-	74,899	-	-	N/A		N/A
Total (\$)	-	74,899	-	-	NA	-	NA

Positions	FY17 (12/31)	FY18 (12/31)	FY19 (9/10)	FY20 Req	Req Change	FY20 Rec	App Change
Filled	N/A	N/A	N/A	N/A	N/A	N/A	N/A
Funded	N/A	N/A	N/A	N/A	N/A	N/A	N/A

**Note: This department has no positions.*

Departmental Notes

Contributions (09000)
Fire Fund (270)
 2020 Budget Request/Recommendation Sheet

Base Budget by Obj Class/ Selected Obj Code	FY19 Budget	FY20 Request	FY20 Recommended	FY20 Approved	Requested Change	Recommended Change	Approved Change
61 - Other Financing Uses	-	-	-		-	-	-
Notes							
Base Budget (Total)	-	-	-	-	-	-	-

Capital Enhancements	FY19 Budget	FY20 Request	FY20 Rec	FY20 Approved	Req Change	Rec Change	Approved Change
C1. No requests.	N/A	-			-	-	-
Capital Enhancements (Total)	-	-	-	-	-	-	-

Total Budget	-	-	-	-	-	-	-
---------------------	---	---	---	---	---	---	---

Contributions (09000)
General Fund (100)
 2020 Budget Request/Recommendation Sheet

Departmental Description
 The Contributions departments in the Tax Funds are used to track the request, recommendation, and approval of capital improvement projects in the General, Fire, Designated, Unincorporated, and Police Funds. Departmental requests for projects are moved to these departments during the recommendation phase of the budgeting process.

Common Object Expenditures	FY17 Act	FY18 Act	FY19 Bdgt	FY20 Req	Req Change	FY20 Rec	Rec Change
61 - Other Financing Uses	1,393,050	3,935,235	4,187,663	23,868,563	470.0%	6,866,195	64.0%
Total (\$)	1,393,050	3,935,235	4,187,663	23,868,563	470.0%	6,866,195	64.0%

Cost Center Level Expenditures	FY17 Act	FY18 Act	FY19 Bdgt	FY20 Req	Req Change	FY20 Rec	Rec Change
Contribution To CIP (09002)	1,393,050	-	-	-	N/A	-	N/A
General Fund Operational Contributions (09041)	-	3,935,235	4,187,663	23,868,563	470.0%	6,866,195	64.0%
Total (\$)	1,393,050	3,935,235	4,187,663	23,868,563	470.0%	6,866,195	64.0%

Positions	FY17 (12/31)	FY18 (12/31)	FY19 (9/10)	FY20 Req	Req Change	FY20 Rec	Rec Change
Filled	N/A	N/A	N/A	N/A	N/A	N/A	N/A
Funded	N/A	N/A	N/A	N/A	N/A	N/A	N/A

**Note: This department has no positions.*

Departmental Notes

Contributions (09000)
General Fund (100)
 2020 Budget Request/Recommendation Sheet

Base Budget by Obj Class/ Selected Obj Code	FY19 Budget	FY20 Request	FY20 Recommended	FY20 Approved	Requested Change	Recommended Change	Approved Change
61 - Other Financing Uses	4,187,663	-	-		(4,187,663)	(4,187,663)	(4,187,663)
Notes							
Base Budget (Total)	4,187,663	-	-	-	(4,187,663)	(4,187,663)	(4,187,663)

Capital Enhancements	FY19 Budget	FY20 Request	FY20 Rec	FY20 Approved	Req Change	Rec Change	Approved Change
C1. (IT Dept) - Fund hardware costs for upgrading to Windows 10. \$1,500,000	N/A	1,500,000	1,500,000		1,500,000	1,500,000	-
C2. (IT Dept) - Fund switching and wiring gear replacement. \$500,000	N/A	500,000	500,000		500,000	500,000	-
C3. (IT Dept) - Fund Security enhancements. \$460,000 [Not Recommended.]	N/A	460,000	-		460,000	-	-
C4. (IT Dept) - Fund Courtroom technology enhancements. \$350,000 [Not Recommended.]	N/A	350,000	-		350,000	-	-
C5. (IT Dept) - Fund PeopleSoft cloud migration. \$2,000,000 [Not Recommended.]	N/A	2,000,000	-		2,000,000	-	-
C6. (CSB) - Fund Winn Way Carpet. \$160,000 [Not Recommended.]	N/A	160,000	-		160,000	-	-
C7. (CSB) - Fund N. DeKalb HVAC replacement. \$50,000 [Not Recommended.]	N/A	50,000	-		50,000	-	-
C8. (CSB) - Fund Kirkwood HVAC replacement. \$50,000 [Not Recommended.]	N/A	50,000	-		50,000	-	-
C9. (CSB) - Fund Clifton Springs restroom renovation. \$25,000 [Not Recommended.]	N/A	25,000	-		25,000	-	-

Contributions (09000)
General Fund (100)
 2020 Budget Request/Recommendation Sheet

C10.	(Clerk of Superior Court) - Fund Odyssey maintenance. \$537,782	N/A	537,782	500,000		537,782	500,000	-
C11.	(Facilities) - Fund renovation of 178 Sam's Street - Building 1, Floors 1 and 2. \$829,125	N/A	829,125	To be reviewed using proceeds from 330 Ponce funds.		829,125	To be reviewed u	-
C12.	(Facilities) - Fund Maloof building 1st Floor renovation. \$1,719,960	N/A	1,719,960			1,719,960	-	-
C13.	(Facilities) - Fund HVAC - R22 change-out - required by U.S. Environmental Protection Agency. \$902,000	N/A	902,000	902,000		902,000	902,000	-
C14.	(Facilities) - Fund 4380 Memorial Drive Warehouse Project. \$880,000 [Not Recommended.]	N/A	880,000	-		880,000	-	-
C15.	(Juvenile Court) - Fund Repairs of pedestrian and handicap access. Recommend \$300K, Community Development will fund \$200K. \$500,000	N/A	500,000	300,000		500,000	300,000	-
C16.	(Juvenile Court) - Replacement of court security cameras. \$62,000 [Not Recommended.]	N/A	62,000	-		62,000	-	-
C17.	(Magistrate Court) - Fund cost of self represented litigants center. \$275,000 [Not Recommended.]	N/A	275,000	-		275,000	-	-
C18.	(Magistrate Court) - Fund audiovisual upgrades for six courtrooms. \$150,000 [Not Recommended.]	N/A	150,000	-		150,000	-	-
C19.	(Magistrate Court) - Fund pre-trial renovations. \$29,640	N/A	29,640	29,640		29,640	29,640	-

Contributions (09000)
General Fund (100)
 2020 Budget Request/Recommendation Sheet

C20.	(Sheriff) - Fund facility maintenance capital projects plan. \$7,091,500 [Not Recommended.]	N/A	7,091,500	-		7,091,500	-	-
C21.	(Sheriff) - Fund Odyssey jail manager capital lease payments. \$640,000	N/A	640,000	640,000		640,000	640,000	-
C22.	(Sheriff) - Fund phase III mold remediation. \$3,000,001	N/A	3,000,001	1,000,000		3,000,001	1,000,000	-
C23.	(Elections) - Fund supplies and equipment related to new voting machines. \$1,369,555	N/A	1,369,555	1,369,555		1,369,555	1,369,555	-
C24.	(Library) - Fund HVAC upgrades for five libraries. [Duplicate request - see C13 for Facilities.]	N/A	602,000	-		602,000		
C25.	(Library) - Fund installation of security cameras for four libraries.	N/A	125,000	125,000		125,000		
C26.	(Purchasing) - Fund expansion completion of main file room. [Not Recommended.]		60,000	-		60,000		
Capital Enhancements (Total)		-	23,868,563	6,866,195	-	23,868,563	6,741,195	-
Total Budget		4,187,663	23,868,563	6,866,195	-	19,680,900	2,553,532	(4,187,663)

Contributions (09000)
Police Fund (274)
 2020 Budget Request/Recommendation Sheet

Departmental Description
 The Contributions departments in the Tax Funds are used to track the request, recommendation, and approval of capital improvement projects in the General, Fire, Designated, Unincorporated, and Police Funds. Departmental requests for projects are moved to these departments during the recommendation phase of the budgeting process.

Common Object Expenditures	FY17 Act	FY18 Act	FY19 Bdgt	FY20 Req	Req Change	FY20 Rec	App Change
61 - Other Financing Uses	-	-	-	-	N/A	-	N/A
Total (\$)				-	N/A	-	N/A

Cost Center Level Expenditures	FY17 Act	FY18 Act	FY19 Bdgt	FY20 Req	Req Change	FY20 Rec	App Change
Fire Fund Operational Contributions (09042)	-	-	-	-	N/A		N/A
Total (\$)	-	-	-	-	N/A	-	N/A

Positions	FY17 (12/31)	FY18 (12/31)	FY19 (9/10)	FY20 Req	Req Change	FY20 Rec	App Change
Filled	N/A	N/A	N/A	N/A	N/A	N/A	N/A
Funded	N/A	N/A	N/A	N/A	N/A	N/A	N/A

**Note: This department has no positions.*

Departmental Notes

Contributions (09000)
Police Fund (274)
 2020 Budget Request/Recommendation Sheet

Base Budget by Obj Class/ Selected Obj Code	FY19 Budget	FY20 Request	FY20 Recommended	FY20 Approved	Requested Change	Recommended Change	Approved Change
61 - Other Financing Uses	-	-	-		-	-	-
Notes							
Base Budget (Total)	-	-	-	-	-	-	-

Capital Enhancements	FY19 Budget	FY20 Request	FY20 Rec	FY20 Approved	Req Change	Rec Change	Approved Change
C1. No requests.	N/A	-			-	-	-
Capital Enhancements (Total)	-	-	-	-	-	-	-

Total Budget	-	-	-	-	-	-	-
---------------------	---	---	---	---	---	---	---

Contributions (09000)
Unincorporated Fund (272)
 2020 Budget Request/Recommendation Sheet

Departmental Description

The Contributions departments in the Tax Funds are used to track the request, recommendation, and approval of capital improvement projects in the General, Fire, Designated, Unincorporated, and Police Funds. Departmental requests for projects are moved to these departments during the recommendation phase of the budgeting process.

Common Object Expenditures	FY17 Act	FY18 Act	FY19 Bdgt	FY20 Req	Req Change	FY20 Rec	App Change
61 - Other Financing Uses	-	328,814	-	1,696,000	N/A	-	N/A
Total (\$)	-	328,814	-	1,696,000	N/A	-	N/A

Cost Center Level Expenditures	FY17 Act	FY18 Act	FY19 Bdgt	FY20 Req	Req Change	FY20 Rec	App Change
Unincorporated Fund Contributions (09044)	-	328,814	-	1,696,000	N/A	-	N/A
Total (\$)	-	328,814	-	1,696,000	N/A	-	N/A

Positions	FY17 (12/31)	FY18 (12/31)	FY19 (9/10)	FY20 Req	Req Change	FY20 Rec	App Change
Filled	N/A	N/A	N/A	N/A	N/A	N/A	N/A
Funded	N/A	N/A	N/A	N/A	N/A	N/A	N/A

**Note: This department has no positions.*

Departmental Notes

Contributions (09000)
Unincorporated Fund (272)
 2020 Budget Request/Recommendation Sheet

Base Budget by Obj Class/ Selected Obj Code	FY19 Budget	FY20 Request	FY20 Recommended	FY20 Approved	Requested Change	Recommended Change	Approved Change
61 - Other Financing Uses	-	-	-	-	-	-	-
Notes							
Base Budget (Total)	-	-	-	-	-	-	-

Capital Enhancements	FY19 Budget	FY20 Request	FY20 Rec	FY20 Approved	Req Change	Rec Change	Approved Change
C1. (Traffic Court) - Fund building improvements for the Traffic Division. [Not Recommended.]	N/A	1,250,000	-	-	1,250,000	-	-
C2. (Traffic Court) - Fund enhanced case closure software. [Not Recommended.]	N/A	211,000	-	-	211,000	-	-
C3. (Traffic Court) - Fund computer upgrades. [Not Recommended.]	N/A	25,000	-	-	25,000	-	-
C4. (Traffic Court) - Fund four smart tables for judges to work remotely. [Not Recommended.]	N/A	60,000	-	-	60,000	-	-
C5. (Traffic Court) - Fund electronic citation system. [Not Recommended.]	N/A	150,000	-	-	150,000	-	-
Capital Enhancements (Total)	-	1,696,000	-	-	1,696,000	-	-

Total Budget	-	1,696,000	-	-	1,696,000	-	-
---------------------	---	------------------	---	---	------------------	---	---

Cooperative Extension (06900)**General Fund (100)**

2020 Budget Request/Recommendation Sheet

Departmental Description

Cooperative Extension helps the citizens of DeKalb become healthier, more productive and environmentally responsible. County Extension Agents educate the citizens of DeKalb in the areas of health, nutrition, chronic disease prevention, financial management, housing education, food safety, parenting education, water conservation, lawn and tree care, yard waste management, tree protection, environmental education, positive youth development, violence prevention, life skills and workforce development. County Extension Agents achieve this through group contacts and one-on-one consultations. One-on-one consultations include handling client samples, (water, soil insect, weed, etc.) office consultations, consumer calls, mail, internet, emails and site visits. Group contacts are made at public training programs (child care provider, food safety and personal care home provider trainings), on site clinics, exhibits, educational workshops and program and through media including radio, TV newsletters, and newspaper articles.

Common Object Expenditures	FY17 Act	FY18 Act	FY19 Bdgt	FY20 Req	Req Change	FY20 Rec	App Change
51 - Personal Services and Employee Benefits	642,696	586,928	854,386	864,251	1.2%	839,952	-1.7%
52 - Purchased / Contracted Services	57,095	49,343	84,759	104,759	23.6%	104,759	23.6%
53 - Supplies	16,252	115,601	85,426	111,426	30.4%	111,426	30.4%
54 - Capital Outlays	-	-	4,000	4,000	0.0%	4,000	0.0%
55 - Interfund / Interdepartmental Charges	28,394	28,525	29,200	29,200	0.0%	41,081	40.7%
57 - Other Costs	5,754	1,894	41,800	41,800	0.0%	41,800	0.0%
61 - Other Financing Uses	-	-	-	137,802	N/A	-	N/A
70 - Retirement Services	-	-	5,198	5,198	0.0%	5,198	0.0%
Total (\$)	750,191	782,291	1,104,769	1,298,436	17.5%	1,148,216	3.9%

Cost Center Level Expenditures	FY17 Act	FY18 Act	FY19 Bdgt	FY20 Req	Req Change	FY20 Rec	App Change
Administration (06901)	367,809	298,578	462,111	557,413	20.6%	550,171	19.1%
Family & Consumer Sc (06930)	102,848	241,116	301,780	469,950	55.7%	330,472	9.5%
Horticulture & Lands (06935)	126,389	114,687	107,897	128,223	18.8%	126,473	17.2%
Youth Program (06910)	153,145	127,910	232,981	142,850	-38.7%	141,100	-39.4%
Total (\$)	750,191	782,291	1,104,769	1,298,436	17.5%	1,148,216	3.9%

Positions	FY17 (12/31)	FY18 (12/31)	FY19 (9/10)	FY20 Req	Req Change	FY20 Rec	App Change
Filled	11	10	11	13	2	13	2
Funded	13	13	14	13	(1)	13	(1)

*Note: This department has 15 authorized positions.

Departmental Notes

Cooperative Extension (06900)
General Fund (100)
 2020 Budget Request/Recommendation Sheet

Base Budget by Obj Class/ Selected Obj Code	FY19 Budget	FY20 Request	FY20 Recommended	FY20 Approved	Requested Change	Recommended Change	Approved Change
51 - Personal Services & Benefits	854,386	751,961	723,657	-	(102,425)	(130,729)	(854,386)
Salaries - Full-Time	571,083	445,311	445,311		(125,772)	(125,772)	(571,083)
Salaries - Part-Time	20,800	20,800	20,800		-	-	(20,800)
Salaries - Adjustments	20,319	20,319	-		-	(20,319)	(20,319)
Salaries - Temporary	69,640	69,640	69,640		-	-	(69,640)
Insurance	112,480	143,000	123,750		30,520	11,270	(112,480)
FICA	43,129	34,066	34,066		(9,063)	(9,063)	(43,129)
Other Pension	8,500	8,500	8,500		-	-	(8,500)
401(a) Match	6,505	8,395	8,395		1,890	1,890	(6,505)
Workers Compensation	1,930	1,930	13,195		-	11,265	(1,930)
Notes	Base target funded 11 positions.						
52 - Purchased / Contracted Services	84,759	84,759	84,759		-	-	(84,759)
Notes							
53 - Supplies	85,426	85,426	85,426		-	-	(85,426)
Notes							
54 - Capital Outlays	4,000	4,000	4,000		-	-	(4,000)
Notes							
55 - Interfunds	29,200	29,200	41,081				
Notes							
57 - Other Costs	41,800	41,800	41,800				
Notes							
70 - Retirement Services	5,198	5,198	5,198				
Notes							
Base Budget (Total)	1,104,769	1,002,344	985,921	-	(102,425)	(130,729)	(1,028,571)

Cooperative Extension (06900)
General Fund (100)
 2020 Budget Request/Recommendation Sheet

Base Adjustments		FY19 Budget	FY20 Request	FY20 Rec	FY20 Approved	Req Change	Rec Change	Approved Change
B1.	Fund one existing position - Administrative Specialist has been filled already - CC 06901 Administration <i>[Recommended.]</i>	N/A	50,290	48,540		50,290	48,540	-
Base Adjustments (Total)		-	50,290	48,540	-	50,290	48,540	-

Operating Enhancements		FY19 Budget	FY20 Request	FY20 Rec	FY20 Approved	Req Change	Rec Change	Approved Change
O1.	Operating supplies for Fresh on Dek Mobile Farmers Market - CC 06930. <i>[Recommended.]</i>	N/A	26,000	26,000		26,000	26,000	-
O2.	Fund one new position - Fresh on Dek Mobile Market Manager Position - CC 06930. <i>[Recommended.]</i>	N/A	57,000	55,250		57,000	55,250	-
O3.	Security improvements - CC 06901. <i>[Recommended.]</i>	N/A	10,000	10,000		10,000	10,000	-
O4.	Benefits for Contracted Employee - CC 06935. <i>[Recommended.]</i>	N/A	10,000	10,000		10,000	10,000	-
O5.	Benefits for Bus Driver for Fresh on DeK - CC 06935. <i>[Recommended.]</i>	N/A	5,000	5,000		5,000	5,000	-
O6.	Compensation adjustment estimate - Funding for salaries and benefits to implement the 2% raise for non-sworn staff, effective 4/1. <i>[Recommended.]</i>	N/A	N/A	7,505		N/A	7,505	-
O7.	Cargo Van for Fresh on DeK - CC 06930. <i>[Not recommended.]</i>	N/A	29,802	-		29,802	-	-
O8.	Fresh on DeK Mobile Unit Replacement - CC 06930. <i>[Not recommended.]</i>	N/A	108,000	-		108,000	-	-
Operating Enhancements (Total)		-	245,802	113,755	-	108,000	113,755	-

Total Budget	1,104,769	1,298,436	1,148,216	-	55,865	31,566	(1,028,571)
---------------------	------------------	------------------	------------------	----------	---------------	---------------	--------------------

County Jail (10000)
County Jail Fund (204)
 2020 Budget Request/Recommendation Sheet

Departmental Description

In August 1989, the Board of Commissioners adopted "Jail Construction and Staffing Act" which provides for the imposition and collection of the additional 10% penalty assessment on criminal and traffic cases. The proceeds must be used for constructing, operating, and staffing county jails, county correctional institutions, and detention facilities or pledged as security for the payment of bonds issued for the construction of such facilities.

Common Object Expenditures	FY17 Act	FY18 Act	FY19 Bdgt	FY20 Req	Req Change	FY20 Rec	Rec Change
61 - Other Financing Uses	1,186,090	1,262,047	1,250,368	1,146,675	-8.3%	1,146,675	-8.3%
Total (\$)	1,186,090	1,262,047	1,250,368	1,146,675	-8.3%	1,146,675	-8.3%

Cost Center Level Expenditures	FY17 Act	FY18 Act	FY19 Bdgt	FY20 Req	Req Change	FY20 Rec	Rec Change
County Jail Fund (10204)	1,186,090	1,262,047	1,250,368	1,146,675	-8.3%	1,146,675	-8.3%
Total (\$)	1,186,090	1,262,047	1,250,368	1,146,675	-8.3%	1,146,675	-8.3%

Positions	FY17 (12/31)	FY18 (12/31)	FY19 (9/10)	FY20 Req	Req Change	FY20 Rec	Rec Change
Filled	0	0	0	0	0	0	0
Funded	0	0	0	0	0	0	0

**Note: This department has no authorized positions.*

Departmental Notes

County Jail (10000)
County Jail Fund (204)
 2020 Budget Request/Recommendation Sheet

Base Budget by Obj Class/ Selected Obj Code	FY19 Budget	FY20 Request	FY20 Recommended	FY20 Approved	Requested Change	Recommended Change	Approved Change
61 - Other Financing Uses	1,250,368	1,146,675	1,146,675				
Notes							
Base Budget (Total)	1,250,368	1,146,675	1,146,675	-	-	-	-

Debt Service (09300)
Building Authority Fund (412)
 2020 Budget Request/Recommendation Sheet

Departmental Description

The building fund bonds are dedicated for the construction and furnishing of the Juvenile Justice Center Facility at the Camp Road government complex on Memorial Drive. The authority for the sale of these bonds is provided by the "County Building Authority Act for Certain Counties (550,000 or more)" approved on April 2, 1980. It was designated as House Bill No. 1552. The original Series 2003 bonds were refinanced in December 2013 as the Series 2013 bonds. An additional bond series was sold in 2005. Revenue for both the 2005 and 2013 bond series are in the form of a transfer from the General Fund, Debt Service Department, which is used to satisfy the current year's debt service requirements.

Common Object Expenditures	FY17 Act	FY18 Act	FY19 Bdgt	FY20 Req	Req Change	FY20 Rec	Rec Change
52 - Purchased / Contracted Services	-	-	2,910	-	-100.0%	-	-100.0%
58 - Debt Service	3,712,754	3,710,483	3,721,999	3,715,227	-0.2%	3,715,227	-0.2%
Total (\$)	3,712,754	3,710,483	3,724,909	3,715,227	-0.3%	3,715,227	-0.3%

Cost Center Level Expenditures	FY17 Act	FY18 Act	FY19 Bdgt	FY20 Req	Req Change	FY20 Rec	Rec Change
Debt Service - Revenue Bonds (09330)	3,712,754	3,710,483	3,724,909	3,715,227	-0.3%	3,715,227	-0.3%
Total (\$)	3,712,754	3,710,483	3,724,909	3,715,227	-0.3%	3,715,227	-0.3%

Positions	FY17 (12/31)	FY18 (12/31)	FY19 (9/10)	FY20 Req	Req Change	FY20 Rec	Rec Change
Filled	-	-	-	-	-	-	-
Funded	-	-	-	-	-	-	-

**Note: This department has no authorized positions.*

Departmental Notes

Notes: Series 2013: Principal = \$980,000. Interest = \$91,575. The outstanding principal balance on 1/1/20 will be \$4,070,000. Interest = \$275,652. Arbitrage = \$5,000. The outstanding principal balance on 1/1/20 will be \$14,090,000 while the outstanding interest balance will be \$1,298,094 if allowed to go to maturity. The Paying Agent Fee for both series is \$8,000. This 2013 bond series will mature in 2023 while the 2015 bond series will mature in 2025.

Debt Service (09300)
Building Authority Fund (412)
 2020 Budget Request/Recommendation Sheet

Base Budget by Obj Class/ Selected Obj Code	FY19 Budget	FY20 Request	FY20 Recommended	FY20 Approved	Requested Change	Recommended Change	Approved Change
58 - Debt Service	3,721,999	3,715,227	3,715,227		(6,772)	(6,772)	(3,721,999)
Notes							
Base Budget (Total)	3,724,909	3,715,227	3,715,227	-	(6,772)	(6,772)	(3,721,999)
Total Budget	3,724,909	3,715,227	3,715,227	-	(6,772)	(6,772)	(3,721,999)

Debt Service (09300)
Countywide Debt Fund (410)
 2020 Budget Request/Recommendation Sheet

Departmental Description

DeKalb has two tax-funded bond funds. The Countywide Bond Fund (a.k.a. Fund 410) currently pays the debt for the General Obligation Refunding Bonds, Series 2013 refunds the Series 1998 bonds for the construction of the County Jail (original amount \$2,000,000), the Series 2003A Refunding Bonds which refunded the Series 1992 Bonds for the construction of Health Facilities (original amount \$53,295,000), and the Series 2003B Refunding Bonds which refunded the Series 1993 Refunding Bonds (original amount \$74,620,000). In 2013, the outstanding debt, except for the Series 2003B principal matured on January 1, 2014, this fund was refinanced as part of a regular program to take advantage of lower interest rates. The Principal payment is \$11,635,000 and the Interest payment is \$290,875. This debt will have its last payment on January 1, 2020.

Common Object Expenditures	FY17 Act	FY18 Act	FY19 Bdgt	FY20 Req	Req Change	FY20 Rec	Rec Change
52 - Purchased / Contracted Services	-	1,000	13,192	3,000	-77.3%	3,000	-77.3%
58 - Debt Service	11,679,200	11,737,850	11,820,625	11,925,875	0.9%	11,925,875	0.9%
Total (\$)	11,679,200	11,738,850	11,833,817	11,928,875	0.8%	11,928,875	0.8%

Cost Center Level Expenditures	FY17 Act	FY18 Act	FY19 Bdgt	FY20 Req	Req Change	FY20 Rec	Rec Change
Debt Service (09310)	11,679,200	11,738,850	11,833,817	11,928,875	0.8%	11,928,875	0.8%
Total (\$)	11,679,200	11,738,850	11,833,817	11,928,875	0.8%	11,928,875	0.8%

Positions	FY17 (12/31)	FY18 (12/31)	FY19 (9/10)	FY20 Req	Req Change	FY20 Rec	Rec Change
Filled	N/A	N/A	N/A	N/A	N/A	N/A	N/A
Funded	N/A	N/A	N/A	N/A	N/A	N/A	N/A

**Note: This department has no authorized positions.*

Departmental Notes

Debt Service (09300)
Countywide Debt Fund (410)
 2020 Budget Request/Recommendation Sheet

Base Budget by Obj Class/ Selected Obj Code	FY19 Budget	FY20 Request	FY20 Recommended	FY20 Approved	Requested Change	Recommended Change	Approved Change
52 - Purchased / Contracted Services	13,192	3,000	3,000		(10,192)	(10,192)	(13,192)
Notes							
58 - Debt Service	11,820,625	11,925,875	11,925,875		105,250	105,250	(11,820,625)
Notes	Principal = \$ 11,635,000 Interest = \$290,8785 Bonds mature on January 1, 2020.						
Base Budget (Total)	11,833,817	11,928,875	11,928,875	-	95,058	95,058	(11,833,817)
Total Budget	11,833,817	11,928,875	11,928,875	-	95,058	95,058	(11,833,817)

Debt Service (09300)
Designated Fund (271)
 2020 Budget Request/Recommendation Sheet

Departmental Description

The Designated Fund is responsible for paying 4.96 % of the Public Safety and Judicial Facilities Authority debt service. The increase from 2017 to 2018 reflects the refinancing of the previous bond series. For 2016 and 2017, there was not a principal component to the debt service. Beginning in 2018, a principal payment is now due. For 2020, this payment is \$3,093,694.

Debt was created in FY17 as a department level expenditure to provide greater transparency.

Common Object Expenditures	FY17 Act	FY18 Act	FY19 Bdgt	FY20 Req	Req Change	FY20 Rec	Rec Change
52 - Purchased / Contracted Services	31,531	-	-	-	N/A	-	N/A
61 - Other Financing Uses	-	132,106	154,082	153,447	-0.4%	153,447	-0.4%
Total (\$)	31,531	132,106	154,082	153,447	-0.4%	153,447	-0.4%

Cost Center Level Expenditures	FY17 Act	FY18 Act	FY19 Bdgt	FY20 Req	Req Change	FY20 Rec	Rec Change
Debt Service - Designated Fund Other (09380)	31,531	132,106	154,082	153,447	-0.4%	153,447	-0.4%
Total (\$)	31,531	132,106	154,082	153,447	-0.4%	153,447	-0.4%

Positions	FY17 (12/31)	FY18 (12/31)	FY19 (9/10)	FY20 Req	Req Change	FY20 Rec	Rec Change
Filled	-	-	-	-	-	-	-
Funded	-	-	-	-	-	-	-

**Note: This department has no authorized positions.*

Departmental Notes

2020 Public Safety & Judicial Facilities Debt Service		3,093,694
Fire (Fund 270)	4.96%	153,447

Debt Service (09300)
Designated Fund (271)
 2020 Budget Request/Recommendation Sheet

Base Budget by Obj Class/ Selected Obj Code	FY19 Budget	FY20 Request	FY20 Recommended	FY20 Approved	Requested Change	Recommended Change	Approved Change
58 - Debt Service	154,082	153,447	153,447		(635)	(635)	(154,082)
Notes							
Base Budget (Total)	154,082	153,447	153,447	-	(635)	(635)	(154,082)
Total Budget	154,082	153,447	153,447	-	(635)	(635)	(154,082)

Debt Service (09300)
Fire Fund (270)
 2020 Budget Request/Recommendation Sheet

Departmental Description

The Fire Fund is responsible for paying 25.60% of the Public Safety and Judicial Facilities Authority debt service. The increase from 2017 to 2018 reflects the refinancing of the previous bond series. For 2016 and 2017, there was not a principal component to the debt service. Beginning in 2018, a principal payment is now due. For 2020, this principal and interest payment is \$3,093,694.

Common Object Expenditures	FY17 Act	FY18 Act	FY19 Bdgt	FY20 Req	Req Change	FY20 Rec	Rec Change
52 - Purchased / Contracted Services	280,939	-	-	-	N/A	-	N/A
61 - Other Financing Uses	-	681,770	795,262	791,986	-0.4%	791,986	-0.4%
Total (\$)	280,939	681,770	795,262	791,986	-0.4%	791,986	-0.4%

Cost Center Level Expenditures	FY17 Act	FY18 Act	FY19 Bdgt	FY20 Req	Req Change	FY20 Rec	Rec Change
Debt Service - Fire Fund Other (09375)	280,939	681,770	795,262	791,986	-0.4%	791,986	-0.4%
Total (\$)	280,939	681,770	795,262	791,986	-0.4%	791,986	-0.4%

Positions	FY17 (12/31)	FY18 (12/31)	FY19 (9/10)	FY20 Req	Req Change	FY20 Rec	Rec Change
Filled	-	-	-	-	-	-	-
Funded	-	-	-	-	-	-	-

*Note: This department has no authorized positions.

Departmental Notes

2020 Public Safety & Judicial Facilities Debt Service		3,093,694					
Fire (Fund 270)	25.60%	791,986					

Debt Service (09300)
Fire Fund (270)
 2020 Budget Request/Recommendation Sheet

Base Budget by Obj Class/ Selected Obj Code	FY19 Budget	FY20 Request	FY20 Recommended	FY20 Approved	Requested Change	Recommended Change	Approved Change
58 - Debt Service	795,262	791,986	791,986		(3,276)	(3,276)	(795,262)
Notes							
Base Budget (Total)	795,262	791,986	791,986	-	(3,276)	(3,276)	(795,262)
Total Budget	795,262	791,986	791,986	-	(3,276)	(3,276)	(795,262)

Debt Service (09300)
General Fund (100)
 2020 Budget Request/Recommendation Sheet

Departmental Description

"Debt Service" is a department level unit to make debt payments transparent and also separate this funding from normal operations or non-departmental units.

In the General Fund, it pays for TAN interest, Building Fund, COPs, Urban Redevelopment Agency, and Public Safety & Judicial Facilities Authority debt service. The monies for the Building Fund (412), Urban Redevelopment Fund (414), and PS&JFA Fund (413) are transferred to those funds then paid out. The TAN interest and COPs are paid from the General Fund (100).

Common Object Expenditures	FY17 Act	FY18 Act	FY19 Bdgt	FY20 Req	Req Change	FY20 Rec	Rec Change
52 - Purchased / Contracted Services	3,728,760	-	2,910	-	-100.0%	-	-100.0%
58 - Debt Service	3,686,215	3,658,201	4,171,792	4,314,626	3.4%	4,314,626	3.4%
61 - Other Financing Uses	585,094	4,678,911	4,421,635	4,782,225	8.2%	4,782,225	8.2%
Total (\$)	8,000,069	8,337,112	8,596,337	9,096,851	5.8%	9,096,851	5.8%

Cost Center Level Expenditures	FY17 Act	FY18 Act	FY19 Bdgt	FY20 Req	Req Change	FY20 Rec	Rec Change
Debt Service - Gen Fund to Bldg Fund (09360)	3,728,760	3,710,483	3,724,909	3,723,226	0.0%	3,723,226	0.0%
Gen Fund Other (09370)	4,271,309	4,626,629	4,871,428	5,373,625	10.3%	5,373,625	10.3%
Total (\$)	8,000,069	8,337,112	8,596,337	9,096,851	5.8%	9,096,851	5.8%

Positions	FY17 (12/31)	FY18 (12/31)	FY19 (9/10)	FY20 Req	Req Change	FY20 Rec	Rec Change
Filled	N/A	N/A	N/A	N/A	N/A	N/A	N/A
Funded	N/A	N/A	N/A	N/A	N/A	N/A	N/A

*Note: This department has no authorized positions.

Departmental Notes

Public Safety & Judicial Facilities Debt Service	3,093,694	9.55%	295,448
Urban Redevelopment Authority Debt Service			691,998
Building Authority Debt Service			3,715,227
COPs Bonds Debt Service			3,311,178
TANs Debt Service			700,000
HUD-108 Loan			375,000
Paying Agent Fees			8,000
			<u>9,096,852</u>

Debt Service (09300)
General Fund (100)
 2020 Budget Request/Recommendation Sheet

Base Budget by Obj Class/ Selected Obj Code		FY19 Budget	FY20 Request	FY20 Recommended	FY20 Approved	Requested Change	Recommended Change	Approved Change
52 - Purchased / Contracted Services		2,910	-	-		(2,910)	(2,910)	(2,910)
Notes	Paying Agent Fees							
58 - Debt Service		4,171,792	4,314,626	4,314,626		142,834	142,834	(4,171,792)
Notes	Public Safety & Judicial Facilities Debt Service 3,093,694 9.55% 295,448							
	COPs Bonds Debt Service 3,311,178							
	TANs Debt Service 700,000							
	Paying Agent Fees 8,000							
	<u>4,314,626</u>							
61 - Other Financing Uses		4,421,635	4,782,225	4,782,225		360,590	360,590	(4,421,635)
Notes	Transfer to HUD-108 Loan 375,000							
	Transfer to Building Authority 3,715,227							
	Transfer to Urban Redevelopment Agency Bonds 691,998							
	<u>4,782,225</u>							
Base Budget (Total)		8,596,337	9,096,851	9,096,851		139,924	139,924	(4,174,702)
Total Budget		8,596,337	9,096,851	9,096,851	-	139,924	139,924	(4,174,702)

Debt Service (09300)
Police Fund (274)
 2020 Budget Request/Recommendation Sheet

Departmental Description

The Police Fund is responsible for paying 48.97% of the Public Safety and Judicial Facilities Authority debt service. The increase from 2017 to 2018 reflects the refinancing of the previous bond series. For 2016 and 2017, there was not a principal component to the debt service. Beginning in 2018, a principal payment is now due. For 2019, this payment is \$3,093,694.

The departmental level Debt entity was created in FY17 to make debt payments more transparent.

Common Object Expenditures	FY17 Act	FY18 Act	FY19 Bdgt	FY20 Req	Req Change	FY20 Rec	Rec Change
52 - Purchased / Contracted Services	474,528	-	-	-	N/A	-	N/A
58 - Debt Service	-	1,304,148	1,521,250	1,514,982	-0.4%	1,514,982	-0.4%
Total (\$)	474,528	1,304,148	1,521,250	1,514,982	-0.4%	1,514,982	-0.4%

Cost Center Level Expenditures	FY17 Act	FY18 Act	FY19 Bdgt	FY20 Req	Req Change	FY20 Rec	Rec Change
Debt Service - Police Fund Other (09385)	474,528	1,304,148	1,521,250	1,514,982	-0.4%	1,514,982	-0.4%
Total (\$)	474,528	1,304,148	1,521,250	1,514,982	-0.4%	1,514,982	-0.4%

Positions	FY17 (12/31)	FY18 (12/31)	FY19 (9/10)	FY20 Req	Req Change	FY20 Rec	Rec Change
Filled	-	-	-	-	-	-	-
Funded	-	-	-	-	-	-	-

**Note: This department has no authorized positions.*

Departmental Notes

2020 Public Safety & Judicial Facilities Debt Service		3,093,694
Police (Fund 274)	48.97%	1,514,982

Debt Service (09300)
Police Fund (274)
 2020 Budget Request/Recommendation Sheet

Base Budget by Obj Class/ Selected Obj Code	FY19 Budget	FY20 Request	FY20 Recommended	FY20 Approved	Requested Change	Recommended Change	Approved Change
58 - Debt Service	1,521,250	1,514,982	1,514,982		(6,268)	(6,268)	(1,521,250)
Notes							
Base Budget (Total)	1,521,250	1,514,982	1,514,982	-	(6,268)	(6,268)	(1,521,250)
Total Budget	1,521,250	1,514,982	1,514,982	-	(6,268)	(6,268)	(1,521,250)

Debt Service (09300)**Public Safety & Judicial Facilities Authority Fund (413)**

2020 Budget Request/Recommendation Sheet

Departmental Description

The Public Safety and Judicial Facilities Authority Revenue Bonds were sold on December 1, 2004. The purpose of this bond was to finance the acquisition, construction, development and equipping of public safety and judicial facilities. This bond was sold under the authority of the War on Terrorism Local Assistance Act (O.C.G.A. Section 36-75-1), the Revenue Bond Law (O.C.G.A. Section 36-82-60), and the Resource Recovery Development Authorities Law. These facilities consisted of a police headquarters building, a fire headquarters building, a public safety equipment maintenance facility, a centralized warehouse, and several fire stations and police precinct stations. Revenue in the form of a transfer from the General Fund, Fire Fund, STD – Unincorporated Fund, /Police Fund, and E911 funds based on the square footage of each operation.

Common Object Expenditures	FY17 Act	FY18 Act	FY19 Bdgt	FY20 Req	Req Change	FY20 Rec	Rec Change
52 - Purchased / Contracted Services	600	600	15,000	-	-100.0%	-	-100.0%
58 - Debt Service	1,602,844	2,647,844	3,091,494	3,091,494	0.0%	3,093,694	0.1%
Total (\$)	1,603,444	2,648,444	3,106,494	3,091,494	-0.5%	3,093,694	-0.4%

Cost Center Level Expenditures	FY17 Act	FY18 Act	FY19 Bdgt	FY20 Req	Req Change	FY20 Rec	Rec Change
Debt Service - PS/Jud Rev (09340)	1,603,444	2,648,444	3,106,494	3,091,494	-0.5%	3,093,694	-0.4%
Total (\$)	1,603,444	2,648,444	3,106,494	3,091,494	-0.5%	3,093,694	-0.4%

Positions	FY17 (12/31)	FY18 (12/31)	FY19 (9/10)	FY20 Req	Req Change	FY20 Rec	Rec Change
Filled	-	-	-	-	-	-	-
Funded	-	-	-	-	-	-	-

*Note: This department has no authorized positions.

Departmental Notes

Notes: Principal = \$1,580,000. Interest = \$1,510,693.76. Paying Agent Fees = \$3,000. Departmental contributions are based upon the floor space occupied by the department: Fire (25.6%), Transportation/Parks & Recreation (4.96%), Police (48.97%), E911 (10.92%) and General (9.55%). The 2015 Refunding Series is the only outstanding PS&JFA Debt. The outstanding principal balance on 1/1/20 will be \$33,830,000 while the outstanding interest balance will be \$12,546,531.38 if allowed to go to maturity. This bond series will mature in 2034.

Fund	Percent	Amount
General	9.55%	295,448
Fire	25.60%	791,986
STD - DS	4.96%	153,447
Police	48.97%	1,514,982
E911	10.92%	337,831
	<u>100.00%</u>	<u>3,093,694</u>

Debt Service (09300)
Public Safety & Judicial Facilities Authority Fund (413)
 2020 Budget Request/Recommendation Sheet

Base Budget by Obj Class/ Selected Obj Code	FY19 Budget	FY20 Request	FY20 Recommended	FY20 Approved	Requested Change	Recommended Change	Approved Change
52 - Purchased / Contracted Services	15,000	-	-		(15,000)	(15,000)	(15,000)
Notes	Other Professional Services = \$15K						
58 - Debt Service	3,091,494	3,093,694	3,093,694		2,200	2,200	(3,091,494)
Notes	Principal = \$ 1,580,000. Interest = \$1,510,693.76. Paying Agent Fee = \$3,000. Bonds mature on December 1, 2034.						
Base Budget (Total)	3,106,494	3,093,694	3,093,694	-	(12,800)	(12,800)	(3,106,494)
Total Budget	3,106,494	3,093,694	3,093,694	-	(12,800)	(12,800)	(3,106,494)

Debt Service (09300)
Unincorporated Debt Fund (411)
 2020 Budget Request/Recommendation Sheet

Departmental Description

Notes: Principal = \$9,335,000. Interest = \$6,014,288, Paying Agent = \$4,000. The first principal payment for this refinancing series is 2018. The 2018 principal payment underlies the increase in this fund from 2017 to 2018. The 2016 Refunding Series is the only outstanding Unincorporated Debt. The outstanding principal balance on 1/1/20 will be \$130,765,000 while the outstanding interest balance will be \$37,018,238.50 if allowed to go to maturity. This bond series will mature in 2030.

Common Object Expenditures	FY17 Act	FY18 Act	FY19 Bdgt	FY20 Req	Req Change	FY20 Rec	Rec Change
52 - Purchased / Contracted Services	-	-	1,800	-	-100.0%	-	-100.0%
58 - Debt Service	6,570,550	10,270,488	15,358,788	15,353,288	0.0%	15,353,288	0.0%
Total (\$)	6,570,550	10,270,488	15,360,588	15,353,288	0.0%	15,353,288	0.0%

Cost Center Level Expenditures	FY17 Act	FY18 Act	FY19 Bdgt	FY20 Req	Req Change	FY20 Rec	Rec Change
Debt Service - Unincorporated (09320)	6,570,550	10,270,488	15,360,588	15,353,288	0.0%	15,353,288	0.0%
Total (\$)	6,570,550	10,270,488	15,360,588	15,353,288	0.0%	15,353,288	0.0%

Positions	FY17 (12/31)	FY18 (12/31)	FY19 (9/10)	FY20 Req	Req Change	FY20 Rec	Rec Change
Filled	-	-	-	-	-	-	-
Funded	-	-	-	-	-	-	-

*Note: This department has no authorized positions.

Departmental Notes

Debt Service (09300)
Unincorporated Debt Fund (411)
 2020 Budget Request/Recommendation Sheet

Base Budget by Obj Class/ Selected Obj Code	FY19 Budget	FY20 Request	FY20 Recommended	FY20 Approved	Requested Change	Recommended Change	Approved Change
58 - Debt Service	15,358,788	15,353,288	15,353,288		(5,500)	(5,500)	(15,358,788)
Notes	Principal = \$ 9,335,000. Interest = \$6,014,288. Bonds mature on December 1, 2030.						
Base Budget (Total)	15,360,588	15,353,288	15,353,288	-	(5,500)	(5,500)	(15,358,788)
Total Budget	15,360,588	15,353,288	15,353,288	-	(5,500)	(5,500)	(15,358,788)

Debt Service (09300)
Urban Redevelopment Agency Fund (414)
 2020 Budget Request/Recommendation Sheet

Departmental Description

The Urban Redevelopment Agency of DeKalb County issued the Federally Taxable Recovery Zone Economic Development bond on December 8, 2010. As a Recovery Zone Economic Development Bond, the Internal Revenue Service remits 45% of each interest payment to DeKalb County. The purpose of these bonds is to renovate Recorders Court (now State Court – Traffic Division) and Magistrate Court, construct a police precinct and construct a neighborhood justice protection center. Revenue to the fund is in the form of a transfer from the General Fund to underwrite the current year's debt service payment.

Common Object Expenditures	FY17 Act	FY18 Act	FY19 Bdgt	FY20 Req	Req Change	FY20 Rec	Rec Change
58 - Debt Service	725,709	714,073	704,636	691,998	-1.8%	691,998	-1.8%
Total (\$)	725,709	714,073	704,636	691,998	-1.8%	691,998	-1.8%

Cost Center Level Expenditures	FY17 Act	FY18 Act	FY19 Bdgt	FY20 Req	Req Change	FY20 Rec	Rec Change
Debt Service - URA Bonds (09350)	725,709	714,073	704,636	691,998	-1.8%	691,998	-1.8%
Total (\$)	725,709	714,073	704,636	691,998	-1.8%	691,998	-1.8%

Positions	FY17 (12/31)	FY18 (12/31)	FY19 (9/10)	FY20 Req	Req Change	FY20 Rec	Rec Change
Filled	-	-	-	-	-	-	-
Funded	-	-	-	-	-	-	-

**Note: This department has no authorized positions.*

Departmental Notes

Notes: Principal = \$390,000. Interest = \$298,998, Paying Agent = \$3,000. The 2010 Series is the only outstanding URA Debt. This debt is used to finance urban redevelopment projects within the county. The current bond projects are 1) renovating the traffic court and magistrates court, 2) constructing a police precinct, and 3) constructing a neighborhood justice protection center. These bonds are federally taxable Recovery Zone Economic Development Bonds (RZDB) where the IRS subsidizes 45% of the interest. Since the Great Recession, the IRS payments have been subject to sequestration reductions. The outstanding principal balance on 1/1/20 will be \$4,975,000 while the outstanding interest balance will be \$1,879,327 if allowed to go to maturity. This bond series will mature in 2030.

Debt Service (09300)
Urban Redevelopment Agency Fund (414)
 2020 Budget Request/Recommendation Sheet

Base Budget by Obj Class/ Selected Obj Code	FY19 Budget	FY20 Request	FY20 Recommended	FY20 Approved	Requested Change	Recommended Change	Approved Change
58 - Debt Service	704,636	691,998	691,998		(12,638)	(12,638)	(704,636)
Notes	Principal = \$ 390,000. Interest = \$298,998. Paying Agent Fees = \$3,000. Bonds mature on October 1, 2030.						
Base Budget (Total)	704,636	691,998	691,998	-	(12,638)	(12,638)	(704,636)
Total Budget	704,636	691,998	691,998	-	(12,638)	(12,638)	(704,636)

District Attorney (03900)**General (100)**

2020 Budget Request/Recommendation Sheet

Departmental Description

The Office of the DeKalb County District Attorney focuses on the gathering of documents and evidence; running of criminal history and driving records; victim contact; investigation of cases; drafting and filing of accusations and indictments; making sentencing recommendations; attending bond hearings and arraignments, plea negotiations, motion hearings, bench and jury trials in ten Divisions of Superior Court and five divisions of Juvenile Court; attending preliminary hearings, mental health court, and trials in Magistrate Court; provide training to local law enforcement, counseling and other community agencies; participate in diversionary calendars.

Common Object Expenditures	FY17 Act	FY18 Act	FY19 Bdgt	FY20 Req	Req Change	FY20 Rec	Rec Change
51 - Personal Services and Employee Benefits	13,858,179	14,614,979	14,034,824	15,535,165	10.7%	15,584,993	11.0%
52 - Purchased / Contracted Services	778,181	636,153	1,116,348	1,168,148	4.6%	1,166,348	4.5%
53 - Supplies	225,137	168,332	210,698	230,798	9.5%	218,498	3.7%
54 - Capital Outlays	8,121	118,295	6,400	12,800	100.0%	51,200	700.0%
55 - Interfund/Interdepartmental Charges	312,051	521,952	574,852	534,852	-7.0%	255,653	-55.5%
61 - Other Financing Uses	971,763	971,763	971,783	971,783	0.0%	971,783	0.0%
Total (\$)	16,153,433	17,031,474	16,914,905	18,453,546	9.1%	18,248,475	7.9%

Cost Center Level Expenditures	FY17 Act	FY18 Act	FY19 Bdgt	FY20 Req	Req Change	FY20 Rec	Rec Change
Child Support Recovery (03920)	7,845	22,058	-	-	N/A	2,062	N/A
District Attorney (03910)	13,264,631	14,006,041	14,194,519	15,676,530	10.4%	15,464,494	8.9%
Solicitor Juvenile Court (03940)	1,607,396	1,722,811	1,500,493	1,510,540	0.7%	1,515,693	1.0%
Victim / Witness Assistance (03930)	1,271,752	1,280,563	1,219,893	1,266,476	3.8%	1,266,476	3.8%
Board Of Equalization (03925)	1,808	-	-	-	N/A	-	N/A
Total (\$)	16,153,433	17,031,474	16,914,905	18,453,546	9.1%	18,248,725	7.9%

Positions	FY17 (12/31)	FY18 (12/31)	FY19 (9/10)	FY20 Req	Req Change	FY20 Rec	Rec Change
Filled	149	154	159	175	16	176	17
Funded	143	143	173	175	2	176	3

*Note: This department has 174 authorized positions.

Departmental Notes

Requested 11 vacant positions funded at MY-19, 1 filled position, 4 new positions.

District Attorney (03900)
General (100)
2020 Budget Request/Recommendation Sheet

Base Budget by Obj Class/ Selected Obj Code	FY19 Budget	FY20 Request	FY20 Recommended	FY20 Approved	Requested Change	Recommended Change	Approved Change
51 - Personal Services & Benefits	14,034,824	14,338,779	14,058,299	-	303,955	23,475	(14,034,824)
Salaries - Full-Time	11,500,616	11,249,084	11,249,084		(251,532)	(251,532)	(11,500,616)
Salaries - Part-Time	54,405	54,405	54,405		-	-	(54,405)
Insurance	1,486,560	2,067,000	1,788,750		580,440	302,190	(1,486,560)
FICA	875,785	861,180	861,180		(14,605)	(14,605)	(875,785)
401(a) Match	112,601	102,253	102,253		(10,348)	(10,348)	(112,601)
Workers Compensation	4,857	4,857	2,627		-	(2,230)	(4,857)
Notes	Base target funded 159 positions. Interfund Adjustment - Workers Compensation. Salary Savings Adjustment.						
52 - Purchased / Contracted Services	1,116,348	1,116,348	1,116,348		-	-	(1,116,348)
Notes							
53 - Supplies	210,698	210,698	210,698		-	-	(210,698)
Notes							
54 - Capital Outlays	6,400	6,400	6,400		-	-	(6,400)
Notes							
55 - Interfund/Interdepartmental Charges	574,852	464,852	233,653		(110,000)	(341,199)	(574,852)
Notes	Interfund Adjustment						
61 - Other Financing Uses	971,783	971,783	971,783		-	-	(971,783)
Notes							
Base Budget (Total)	16,914,905	17,108,860	16,597,181	-	193,955	(317,724)	(16,914,905)

District Attorney (03900)
General (100)
 2020 Budget Request/Recommendation Sheet

Base Adjustments		FY19 Budget	FY20 Request	FY20 Rec	FY20 Approved	Req Change	Rec Change	Approved Change
B1.	Fund 12 existing positions; Senior Legal Secretary (filled 8/24/19); Administrative Specialist; 3 Legal Secretary Sr.; Attorney III; 3 Investigator II; Investigator III; 2 Paralegal positions. <i>[Recommended.]</i>	N/A	934,002	913,002		934,002	913,002	-
Base Adjustments (Total)		-	934,002	913,002	-	934,002	913,002	-

Operating Enhancements		FY19 Budget	FY20 Request	FY20 Rec	FY20 Approved	Req Change	Rec Change	Approved Change
O1.	Tyler Technologies Support; Fund one unit or eight hours per week of support from a Tyler Technologies resource in coordination with the DeKalb County Superior Court Clerk's Office and the Department of Innovation and Technology. This will be a one-time expense. <i>[Recommended.]</i>	N/A	50,000	50,000		50,000	50,000	-
O2.	Fund four new positions. Three Investigator II, Senior Paralegal and associated computers, supplies, uniforms, and vehicles. <i>[Recommend two Investigator II positions.]</i>	N/A	360,684	130,182		360,684	130,182	-
O3.	Compensation adjustment estimate - Funding for salaries and benefits to implement the 4% raise for sworn staff, effective 1/1. <i>[Recommended.]</i>	N/A	N/A	107,154		N/A	107,154	-

District Attorney (03900)
General (100)
 2020 Budget Request/Recommendation Sheet

O4.	Compensation adjustment estimate - Funding for salaries and benefits to implement the 2% raise for non-sworn staff, effective 4/1. <i>[Recommended.]</i>	N/A	N/A	147,549		N/A	147,549	-
O5.	Gang-related crime prevention initiatives - Funding consists of one Intelligence Data Analyst to manage and analyze crime data for nine months, one Attorney III position and one Investigator II position for the Major Case Unit for nine months, and associated equipment and supplies. <i>[Recommended - added via CEO amendment.]</i>	N/A	N/A	303,407		N/A	303,407	-
Operating Enhancements (Total)		-	410,684	738,292	-	410,684	738,292	-
Total Budget		16,914,905	18,453,546	18,248,475	-	1,538,641	1,333,570	(16,914,905)

Drug Abuse Treatment Education (02500)
DATE Fund (209)
 2020 Budget Request/Recommendation Sheet

Departmental Description

The Drug Abuse Treatment and Education Fund, established in 1990 (O.C.G.A. § 15-21-101), allows for additional penalties in certain controlled substance cases amounting up to 50% of the original fine. The DATE Fund committee oversees these funds. The DATE fund committee was created July 11, 2012 due to significant changes made by House Bill 1176. The committee reviews and recommends the allocation of funds for drug abuse treatment and education programs. The committee consists of representatives from Superior Court, Juvenile Court, State and Magistrate Courts, Cooperative Extension Service, and Human Services.

Common Object Expenditures	FY17 Act	FY18 Act	FY19 Bdgt	FY20 Req	Req Change	FY20 Rec	Rec Change
52 - Purchased / Contracted Services	246,843	247,680	209,400	146,000	-30.3%	146,000	-30.3%
53 - Supplies	10,815	18,361	44,700	39,000	-12.8%	39,000	-12.8%
54 - Capital Outlays	-	-	900	-	-100.0%	-	-100.0%
57 - Other Costs	-	-	16,116	9,022	-44.0%	9,022	-44.0%
Total (\$)	257,659	266,041	271,116	194,022	-28.4%	194,022	-28.4%

Positions	FY17 (12/31)	FY18 (12/31)	FY19 (9/10)	FY20 Req	Req Change	FY20 Rec	Rec Change
Filled	N/A	N/A	N/A	N/A	N/A	N/A	N/A
Funded	N/A	N/A	N/A	N/A	N/A	N/A	N/A

**Note: This department has no authorized positions.*

Departmental Notes

Drug Abuse Treatment Education (02500)
DATE Fund (209)
 2020 Budget Request/Recommendation Sheet

Base Budget by Obj Class/ Selected Obj Code	FY19 Budget	FY20 Request	FY20 Recommended	FY20 Approved	Requested Change	Recommended Change	Approved Change
52 - Purchased / Contracted Services	209,400	146,000	146,000		(63,400)	(63,400)	(209,400)
Notes							
53 - Supplies	44,700	39,000	39,000		(5,700)	(5,700)	(44,700)
Notes							
54 - Capital Outlay	900	-	-		(900)	(900)	(900)
Notes							
57- Other Costs	16,116	9,022	9,022		(7,094)	(7,094)	(16,116)
Notes							
Base Budget (Total)	271,116	194,022	194,022	-	(77,094)	(77,094)	(271,116)
Total Budget	271,116	194,022	194,022	-	(77,094)	(77,094)	(271,116)

E911 (02600)**Emergency Telephone System Fund (215)**

2020 Budget Request/Recommendation Sheet

Departmental Description

The DeKalb County E-911 Center serves as the Public Safety Answering Point for unincorporated DeKalb County as well as most of the cities located within the County. The E-911 center is an Accredited Center of Excellence (ACE), by the International Academies of Emergency Dispatch and is responsible for answering both emergency and non-emergency calls for service. The center dispatches Police, Fire-Rescue, Emergency Medical Services, and Sheriff's Department. The center provides full dispatch services to all of unincorporated DeKalb County and to the cities of Avondale Estates, Clarkston, Lithonia, Pine Lake, Stone Mountain, Stonecrest, and Tucker. The center provides Fire-Rescue dispatch services to the cities of Brookhaven, Chamblee, Decatur (rescue only), Doraville, and Dunwoody. The center also provides Rescue dispatch services to that portion of Atlanta which lies in DeKalb. The center answers Animal Services phones after normal business hours and on weekends. The center handles more than one million calls for service each year, over 800,000 of those being 9-1-1 calls. The center is operated 24/7/365 utilizing four teams on twelve hour shifts with a staff of more than 130.

Common Object Expenditures	FY17 Act	FY18 Act	FY19 Bdgt	FY20 Req	Req Change	FY20 Rec	Rec Change
51 - Personal Services and Employee Benefits	8,526,116	9,129,373	8,392,714	10,344,707	23.3%	9,590,866	14.3%
52 - Purchased / Contracted Services	1,890,694	1,123,716	1,569,499	3,291,458	109.7%	1,600,000	1.9%
53 - Supplies	164,717	112,729	200,050	172,670	-13.7%	138,000	-31.0%
54 - Capital Outlays	283,883	47,627	427,000	301,200	-29.5%	-	-100.0%
55 - Interfund / Interdepartmental Charges	126,612	153,048	145,852	145,852	0.0%	-	-100.0%
61 - Other Financing Uses	2,714,483	1,575,763	688,569	1,468,569	113.3%	688,569	0.0%
70 - Retirement Services	18,508	13,738	995,791	995,791	0.0%	1,092,999	9.8%
Total (\$)	13,725,013	12,155,994	12,419,475	16,720,247	34.6%	13,110,434	5.6%

Cost Center Level Expenditures	FY17 Act	FY18 Act	FY19 Bdgt	FY20 Req	Req Change	FY20 Rec	Rec Change
E-911 Wired (02646)	13,725,013	12,155,994	12,419,475	16,720,247	34.6%	13,110,434	5.6%
Total (\$)	13,725,013	12,155,994	12,419,475	16,720,247	34.6%	13,110,434	5.6%

Positions	FY17 (12/31)	FY18 (12/31)	FY19 (9/10)	FY20 Req	Req Change	FY20 Rec	Rec Change
Filled	109	114	125	150	25	132	7
Funded	123	124	130	150	20	132	2

*Note: This department has 205 authorized positions.

Departmental Notes

The major budgetary challenge for the E911 Fund is decreasing revenue; from a peak of \$13 million in FY09, to \$9.5 million in recent years. Beginning with FY19, the State of Georgia manages the collection and auditing responsibilities for E911 fees.

E911 (02600)
Emergency Telephone System Fund (215)
 2020 Budget Request/Recommendation Sheet

Base Budget by Obj Class/ Selected Obj Code	FY19 Budget	FY20 Request	FY20 Recommended	FY20 Approved	Requested Change	Recommended Change	Approved Change
51 - Personal Services & Benefits	8,392,714	9,202,347	8,961,583	-	809,633	568,869	(8,392,714)
Salaries	5,516,889	5,756,670	5,756,670		239,781	239,781	(5,516,889)
Salaries - Part Time	79,504	60,888	60,888		(18,616)	(18,616)	(79,504)
Salaries - Overtime	1,100,000	1,200,000	1,200,000		100,000	100,000	(1,100,000)
Insurance	1,185,600	1,625,000	1,406,250		439,400	220,650	(1,185,600)
FICA	407,760	440,385	440,385		32,625	32,625	(407,760)
401(a) Match	48,743	65,186	65,186		16,443	16,443	(48,743)
Unemployment Compensation	8,723	8,723	8,723		-	-	(8,723)
Workers Compensation	45,495	45,495	23,481		-	(22,014)	(45,495)
Notes	Base target funds 125 positions.						
52 - Purchased / Contracted Services	1,569,499	2,626,458	1,600,000		1,056,959	30,501	(1,569,499)
Notes	Other Prof. Svcs. \$568K. Maintenance \$1.1M. Telephone \$800K.						
53 - Supplies	200,000	172,670	138,000		(27,330)	(62,000)	(200,000)
Notes							
54 - Capital Outlays	427,000	-	-		(427,000)	(427,000)	(427,000)
Notes							
55 - Interfunds	145,852	145,852	-		-	(145,852)	(145,852)
Notes							
61 - Other Financing Uses	688,569	688,569	688,569		-	-	(688,569)
Notes	Transfer to General Fund - share of false alarm revenue \$300K. Debt service Public Safety/Judicial Bldg. Auth. \$389K.						
70 - Retirement Services	995,791	995,791	1,060,253		-	64,462	(995,791)
Notes	Allocation of county pension match.						
Base Budget (Total)	12,419,425	13,831,687	12,448,405	-	1,412,262	28,980	(12,419,425)

E911 (02600)
Emergency Telephone System Fund (215)
 2020 Budget Request/Recommendation Sheet

Base Adjustments		FY19 Budget	FY20 Request	FY20 Rec	FY20 Approved	Req Change	Rec Change	Approved Change
B1.	Fund seven existing positions filled in Oct-2019. This enhancement is the base portion of one enhancement; O1 below is the non-base portion. Seven Communication Officers 12 months. <i>[Recommended.]</i>	N/A	383,082	370,832		383,082	370,832	-
Base Adjustments (Total)		-	383,082	370,832	-	383,082	370,832	-

Operating Enhancements		FY19 Budget	FY20 Request	FY20 Rec	FY20 Approved	Req Change	Rec Change	Approved Change
O1.	Fund eighteen existing positions - sixteen Communications Officers, one Systems Administrator, one Enterprise Technician, and one Departmental IT Specialist. Six months funding. <i>[Not Recommended.]</i>	N/A	568,721	-		568,721	-	-
O2.	Additional features for Phone system - to enhance coverage for Animal Services and Enforcement. <i>[Not Recommended.]</i>	N/A	15,000	-		15,000	-	-
O3.	IAED Priority Dispatch. <i>[Not Recommended.]</i>	N/A	290,000	-		290,000	-	-
O4.	SQL License Expansion. <i>[Not Recommended.]</i>	N/A	156,000	-		156,000	-	-
O5.	Viper 911 phones at 911 Back-Up Center. <i>[Not Recommended.]</i>	N/A	290,000	-		290,000	-	-
O6.	CAD integration with RapidSOS. <i>[Not Recommended.]</i>	N/A	25,200	-		25,200	-	-
O7.	Generator connections for all 12 Public safety radio tower sites. <i>[Not Recommended.]</i>	N/A	120,000	-		120,000	-	-

E911 (02600)
Emergency Telephone System Fund (215)
 2020 Budget Request/Recommendation Sheet

O8.	Full time contracted clinician. <i>[Not Recommended.]</i>	N/A	70,000	-		70,000	-	-
O9.	Salary differential to move one employee into newly created position: E911 Service Manager. <i>[Recommended.]</i>	N/A	8,051	8,051		8,051	8,051	-
O10.	Compensation adjustment estimate - Funding for salaries and benefits to implement the 4% raise for E911 staff, effective 1/1. <i>[Recommended.]</i>	N/A	182,506	250,400		182,506	250,400	-
O11.	Retiree cost of living adjustment (COLA) – Funding to implement a 2% COLA for retirees. <i>[Recommended.]</i>	N/A	0	32,746		0	32,746	-
Operating Enhancements (Total)		-	1,725,478	291,197	-	1,725,478	291,197	-

Capital Enhancements		FY19 Budget	FY20 Request	FY20 Rec	FY20 Approved	Req Change	Rec Change	Approved Change
C1.	Carpet replacement. <i>[Not Recommended.]</i>	N/A	100,000	-		100,000	-	-
C2.	Replace microwave loop system. <i>[Not Recommended.]</i>	N/A	680,000	-		680,000	-	-
Capital Enhancements (Total)		-	780,000	-	-	780,000	-	-

Total Budget	12,419,425	16,720,247	13,110,434	-	4,300,822	691,009	(12,419,425)
---------------------	-------------------	-------------------	-------------------	---	------------------	----------------	---------------------

Economic Development (05600)**General Fund (100)**

2020 Budget Request/Recommendation Sheet

Departmental Description

Economic Development is dedicated to creating quality jobs and increasing the tax base by attracting, expanding, and retaining businesses with an emphasis on balanced growth and sustainable practices. In 2014, DeKalb County signed an intergovernmental agreement with the Development Authority of DeKalb County (DADC) also known as Decide DeKalb. This arrangement designated DADC as the County's economic development agency. Under the terms of this contract, DeKalb County contributes 60% of the fund's operating budget, and DADC contributes 40%. DADC is responsible for implementing a comprehensive work program which includes but is not limited to the following: implementing the county's economic development strategic plan; attracting, retaining, and expanding businesses; marketing DeKalb to businesses regionally, nationally, and internationally; managing a small business and entrepreneurs loan program to incentivize startups and innovation; issuing conduit bonds; and maintaining a moderate-income housing program.

Common Object Expenditures	FY17 Act	FY18 Act	FY19 Bdgt	FY20 Req	Req Change	FY20 Rec	App Change
51 - Personal Services and Employee Benefits	45,382	-	-	-	N/A	-	N/A
52 - Purchased / Contracted Services	206,322	923,763	1,635,000	1,935,000	18.3%	1,285,000	-21.4%
Total (\$)	251,704	923,763	1,635,000	1,935,000	18.3%	1,285,000	-21.4%

Cost Center Level Expenditures	FY17 Act	FY18 Act	FY19 Bdgt	FY20 Req	Req Change	FY20 Rec	App Change
Economic Development (05610)	251,704	923,763	1,635,000	1,935,000	18.3%	1,285,000	-21.4%
Total (\$)	251,704	923,763	1,635,000	1,935,000	18.3%	1,285,000	-21.4%

Positions	FY17 (12/31)	FY18 (12/31)	FY19 (9/10)	FY20 Req	Req Change	FY20 Rec	App Change
Filled	-	N/A	N/A	N/A	N/A	N/A	N/A
Funded	1	N/A	N/A	N/A	N/A	N/A	N/A

**Note: This department has no authorized positions.*

Departmental Notes

\$300,000 in professional services was requested and reflected in numbers above.

Economic Development (05600)
General Fund (100)
 2020 Budget Request/Recommendation Sheet

Base Budget by Obj Class/ Selected Obj Code	FY19 Budget	FY20 Request	FY20 Recommended	FY20 Approved	Requested Change	Recommended Change	Approved Change
52 - Purchased / Contracted Services	1,635,000	1,635,000	1,285,000		-	(350,000)	(1,635,000)
Notes	Recommendation removes \$350,000 for the Land Bank.						
Base Budget (Total)	1,635,000	1,635,000	1,285,000	-	-	(350,000)	(1,635,000)

Economic Development (05600)
General Fund (100)
 2020 Budget Request/Recommendation Sheet

Operating Enhancements		FY19 Budget	FY20 Request	FY20 Rec	FY20 Approved	Req Change	Rec Change	Approved Change
O1.	Consulting services - for leveraging the power of markets and business enterprises to create jobs by attracting and retaining companies, bring growth to communities and improve the quality of life in DeKalb County. This effort would provide analysis and broad experience to help focus DeKalb County strategies. <i>[Not recommended.]</i>	N/A	300,000	-		300,000	-	-
Operating Enhancements (Total)		-	300,000	-	-	300,000	-	-
Total Budget		1,635,000	1,935,000	1,285,000	-	300,000	(350,000)	(1,635,000)

Elections (02900)
General Fund (100)
 2020 Budget Request/Recommendation Sheet

Departmental Description

The Registration & Elections Department serves under the supervision of the DeKalb County Board of Registration & Elections. This Board has five members; two each, appointed by the Democratic and Republican parties and a fifth member who is selected by the other four. The Board serves as the Election Superintendent as well as the Registrar as defined in O.C.G.A Title 21. The department is charged with the maintenance of the electors list for all registered voters in DeKalb and the conduct of elections for the county and municipalities located within the County. Administrative functions include making election calls, garnering approval for polling places and precinct boundaries, budget administration, response to open records requests, and overall functions that cross division lines. The department is divided into two divisions - Registration and Elections.

The Registration division is primarily responsible for ongoing maintenance of the list of electors. This includes: registration of new voters; processing voter changes including name and addresses; removal of voters as allowed by statute; processing county transfers; processing duplicate applications; notification of voters of questions of eligibility; processing scheduled voter purges; digitizing of voter registration applications; and management of satellite advance voting sites.

The Elections division is primarily responsible for the conduct of elections. This includes serving as county filing officer for ethics reporting; administration of polling places including Americans with Disabilities Act accessibility; maintenance of precinct boundary lines; selection, training and supervision of poll workers; qualifying of candidates; administration of absentee mail voting; management of advance voting sites; service, maintenance and testing of voting equipment; ballot preparation; and election tabulation.

Common Object Expenditures	FY17 Act	FY18 Act	FY19 Bdgt	FY20 Req	Req Change	FY20 Rec	App Change
51 - Personal Services and Employee Benefits	1,919,431	3,237,876	1,763,511	3,369,895	91.1%	3,341,113	89.5%
52 - Purchased / Contracted Services	224,225	811,228	790,527	1,471,284	86.1%	1,471,284	86.1%
53 - Supplies	61,896	145,356	164,395	1,615,950	883.0%	246,395	49.9%
54 - Capital Outlays	43,090	14,552	80,000	95,000	18.8%	95,000	18.8%
55 - Interfund / Interdepartmental Charges	10,475	7,352	9,265	9,265	0.0%	10,997	18.7%
Total (\$)	2,259,115	4,216,364	2,807,698	6,561,394	133.7%	5,164,789	84.0%
Cost Center Level Expenditures	FY17 Act	FY18 Act	FY19 Bdgt	FY20 Req	Req Change	FY20 Rec	App Change
Election Workers (02922)	584,152	1,698,626	609,979	2,009,979	229.5%	1,544,444	153.2%
Elections (02920)	449,417	1,169,943	948,724	2,398,279	152.8%	1,932,744	103.7%
Registrar (02910)	1,225,547	1,347,794	1,248,995	2,153,136	72.4%	1,687,601	35.1%
Total (\$)	2,259,115	4,216,364	2,807,698	6,561,394	133.7%	5,164,789	84.0%

Positions	FY17 (12/31)	FY18 (12/31)	FY19 (9/10)	FY20 Req	Req Change	FY20 Rec	App Change
Filled	13	13	14	14	-	14	-
Funded	15	14	17	14	(3)	14	(3)

*Note: This department has 15 authorized positions.

Departmental Notes

No Workforce Enhancement requests. Requested budget reflects an election year cycle and state mandated election equipment upgrades.

Elections (02900)
General Fund (100)
2020 Budget Request/Recommendation Sheet

Base Budget by Obj Class/ Selected Obj Code	FY19 Budget	FY20 Request	FY20 Recommended	FY20 Approved	Requested Change	Recommended Change	Approved Change
51 - Personal Services & Benefits	1,763,511	1,833,895	1,804,166	-	70,384	40,655	(1,763,511)
Salaries	649,800	716,946	716,946		67,146	67,146	(649,800)
Salaries - Temporary	825,000	825,000	825,000		-	-	(825,000)
Salaries - Overtime	40,000	40,000	40,000		-	-	(40,000)
Insurance	150,480	182,000	157,500		31,520	7,020	(150,480)
FICA	73,965	54,846	54,846		(19,119)	(19,119)	(73,965)
401(a) Match	7,878	4,715	4,715		(3,163)	(3,163)	(7,878)
Workers Compensation	10,388	10,388	5,159		-	(5,229)	(10,388)
Allowances	6,000	-	-		(6,000)	(6,000)	(6,000)
Notes	Base target funded 14 positions. Workers Compensation - Interfund Adjustment						
52 - Purchased / Contracted Services	790,527	790,527	790,527		-	-	(790,527)
Notes							
53 - Supplies	164,395	164,395	164,395		-	-	(164,395)
Notes							
54 - Capital Outlays	80,000	80,000	80,000		-	-	(80,000)
Notes							
55 - Interfund/Interdepartmental Charge	9,265	9,265	10,997		-	1,732	(9,265)
Notes							
Base Budget (Total)	2,807,698	2,878,082	2,850,085	-	70,384	42,387	(2,807,698)

Elections (02900)
General Fund (100)
 2020 Budget Request/Recommendation Sheet

Base Adjustments		FY19 Budget	FY20 Request	FY20 Rec	FY20 Approved	Req Change	Rec Change	Approved Change
B2.	Fund Salaries - Overtime - Elections staff is required to work to a minimum of five hours overtime for at least six weeks prior to Election Day (four weeks for Federal Elections and two weeks for State Elections) and will be required to work a minimum eight hours overtime on Election Day. <i>[Recommended.]</i>	N/A	80,000	80,000		80,000	80,000	-
B3.	Fund Salaries - Temporary - temporary staff needed to accommodate election work loads. An estimated 300 - 400 temporary personnel will be hired. <i>[Recommended.]</i>	N/A	5,000	5,000		5,000	5,000	-
B4.	Fund Salaries - Overtime - Expenses for staff to accommodate election work loads. <i>[Recommended.]</i>	N/A	40,000	40,000		40,000	40,000	-
B5.	Fund Salaries - Temporary - to cover temporary office and warehouse staff for the 2020 Election Cycle. The department will need to employ a minimum of 150 temporary staff members to assist with Registration and Election Office/Warehouse activities, Poll Office training, and Public Education. These funds will also be used for Security Office Personnel approved during the 2018 Mid-year Budget and an increase in salary for all temporary staff members. <i>[Recommended.]</i>	N/A	370,757	370,757		370,757	370,757	-

Elections (02900)
General Fund (100)
 2020 Budget Request/Recommendation Sheet

B6.	Fund Salaries - Temporary - to cover the cost of Early Voting Personnel and Election Day Poll Officials for three mandated Federal elections and four possible run-off elections, including training costs for all personnel. An estimated 300 - 400 Temporary Personnel will be hired. Payrate ranges from \$10.13 - \$12.99 an hour. <i>[Recommended.]</i>	N/A	1,400,000	1,400,000		1,400,000	1,400,000	-
Base Adjustments (Total)		-	1,895,757	1,895,757	-	1,895,757	1,895,757	-

Operating Enhancements		FY19 Budget	FY20 Request	FY20 Rec	FY20 Approved	Req Change	Rec Change	Approved Change
O1.	Fund Salaries - Adjustment - Due to increased management responsibilities including assisting Elections Supervisor with Early Voting management, training and compliance. <i>[Not recommended.]</i>	N/A	11,000	-		11,000	-	-
O2.	Forklift rental - To transport election equipment and supplies. <i>[Recommended.]</i>	N/A	56,000	56,000		56,000	56,000	-
O3.	Public education material - Used to promote public knowledge of the 2020 Election Cycle and the new voting equipment. <i>[Recommended.]</i>	N/A	41,000	41,000		41,000	41,000	-
O4.	Maintenance and repair services - To update the warehouse to accommodate storage and testing of new voting equipment, election supplies and aging security system. <i>[Recommended.]</i>	N/A	275,000	275,000		275,000	275,000	-

Elections (02900)
General Fund (100)
 2020 Budget Request/Recommendation Sheet

O5.	Computer equipment - Replacements of aging laptops used during the Early Voting Period and to purchase computer equipment to use during public education events. <i>[Recommended.]</i>	N/A	15,000	15,000		15,000	15,000	-
O6.	Materials and supplies for new voting machines - To purchase any materials and supplies not provided by the state for the new and additional election equipment. <i>[Funding recommended; Moved to Contributions - General Fund.]</i>	N/A	1,369,555	-		1,369,555	-	-
O7.	Increased postage - To cover the cost of mailing absentee ballots for three mandated Federal elections and four potential run-off elections including election and registration materials. <i>[Recommended.]</i>	N/A	20,000	20,000		20,000	20,000	-
O8.	Compensation adjustment estimate - Funding for salaries and benefits to implement the 2% raise for non-sworn staff, effective 4/1. <i>[Recommended.]</i>	N/A	N/A	11,947		N/A	11,947	-
Operating Enhancements (Total)		-	1,787,555	418,947	-	1,787,555	418,947	-
Total Budget		2,807,698	6,561,394	5,164,789	-	3,753,696	2,357,091	(2,807,698)

Emergency Management (DEMA) (04400)
General Fund (100)
 2020 Budget Request/Recommendation Sheet

Departmental Description

DeKalb Emergency Management (DEMA) is responsible for developing and maintaining all local emergency management programs, projects and plans required by state and federal government. DEMA also maintains the Emergency Operations Center (EOC) for DeKalb County, and all cities located within the county; acts as a liaison with local, state and federal authorities during major emergencies and disasters; and provides 24-hour coordination of resources for emergencies and disasters.

Common Object Expenditures	FY17 Act	FY18 Act	FY19 Bdgt	FY20 Req	Req Change	FY20 Rec	App Change
51 - Personal Services and Employee Benefits	81,972	254,625	418,436	490,256	17.2%	479,947	14.7%
52 - Purchased / Contracted Services	88,062	69,195	156,366	265,047	69.5%	217,497	39.1%
53 - Supplies	4,219	24,947	722,247	223,482	-69.1%	223,482	-69.1%
54 - Capital Outlays	28,028	8,906	60,160	78,834	31.0%	11,120	-81.5%
55 - Interfund / Interdepartmental Charges	5,081	442,160	18,715	18,715	0.0%	17,934	-4.2%
61 - Other Financing Uses	70,226	71,426	136,515	91,000	-33.3%	91,000	-33.3%
Total (\$)	277,587	871,260	1,512,439	1,167,334	-22.8%	1,040,980	-31.2%

Cost Center Level Expenditures	FY17 Act	FY18 Act	FY19 Bdgt	FY20 Req	Req Change	FY20 Rec	App Change
Emergency Management (DEMA) (04410)	277,587	871,260	1,512,439	1,167,334	-22.8%	1,040,980	-31.2%
Total (\$)	277,587	871,260	1,512,439	1,167,334	-22.8%	1,040,980	-31.2%

Positions	FY17 (12/31)	FY18 (12/31)	FY19 (9/10)	FY20 Req	Req Change	FY20 Rec	Rec Change
Filled	2	5	5	7	2	7	2
Funded	2	4	7	7	-	7	-

*Note: This department has 7 authorized positions.

Departmental Notes

Emergency Management (DEMA) (04400)
General Fund (100)
2020 Budget Request/Recommendation Sheet

Base Budget by Obj Class/ Selected Obj Code	FY19 Budget	FY20 Request	FY20 Recommended	FY20 Approved	Requested Change	Recommended Change	Approved Change
51 - Personal Services & Benefits	418,436	369,432	357,182	-	(49,004)	(61,254)	(418,436)
Salaries	285,686	270,612	270,612		(15,074)	(15,074)	(285,686)
Salaries - Adjustments	41,358	-	-		(41,358)	(41,358)	(41,358)
Salaries - Overtime	4,656	5,000	5,000		344	344	(4,656)
Insurance	54,720	65,000	52,750		10,280	(1,970)	(54,720)
FICA	22,787	20,702	20,702		(2,085)	(2,085)	(22,787)
401(A) Match	9,229	8,118	8,118		(1,111)	(1,111)	(9,229)
Notes	Base target funded five positions.						
52 - Purchased / Contracted Services	156,366	154,047	154,047		(2,319)	(2,319)	(156,366)
Notes							
53 - Supplies	722,247	43,484	43,484		(678,763)	(678,763)	(722,247)
Notes							
54 - Capital Outlays	60,160	11,120	11,120		(49,040)	(49,040)	(60,160)
Notes							
55 - Interfunds	18,715	18,715	17,934		-	(781)	(18,715)
Notes							
61 - Other Financing Uses	136,515	91,000	91,000		(45,515)	(45,515)	(136,515)
Notes							
Base Budget (Total)	1,512,439	687,798	674,767	-	(824,641)	(837,672)	(1,512,439)

Emergency Management (DEMA) (04400)
General Fund (100)
 2020 Budget Request/Recommendation Sheet

Base Adjustments		FY19 Budget	FY20 Request	FY20 Rec	FY20 Approved	Req Change	Rec Change	Approved Change
B1.	Fund two positions - approved at Mid-Year FY19, which are not included in the Base budget, for 12 months. <i>[Recommended.]</i>	N/A	120,824	117,324		120,824	117,324	-
Base Adjustments (Total)		-	120,824	117,324	-	120,824	117,324	-

Operating Enhancements		FY19 Budget	FY20 Request	FY20 Rec	FY20 Approved	Req Change	Rec Change	Approved Change
O1.	Add two vehicles to replace pool vehicles. <i>[Not recommended.]</i>	N/A	51,764	-		51,764	-	-
O2.	Disaster preparedness mobile application. <i>[Recommended.]</i>	N/A	14,450	14,450		14,450	14,450	-
O3.	Continuity of Operation workshop. <i>[Recommended.]</i>	N/A	49,000	49,000		49,000	49,000	-
O4.	DEMA branding to improve preparedness communications. <i>[Not recommended.]</i>	N/A	42,000	-		42,000	-	-
O5.	Tuition reimbursement. <i>[Not Recommended; fund from pre-submittal base.]</i>	N/A	20,000	-		20,000	-	-
O6.	Additional computer and communications equipment for Mobile Command Vehicle - currently being fulfilled by vehicle vendor. <i>[Recommended.]</i>	N/A	179,998	179,998		179,998	179,998	-
O7.	Adobe software licenses. <i>[Not recommended; fund from pre-submittal base.]</i>	N/A	1,500	-		1,500	-	-
O8.	Compensation adjustment estimate - Funding for salaries and benefits to implement the 2% raise for non-sworn staff, effective 4/1. <i>[Recommended.]</i>	N/A	N/A	5,441		N/A	5,441	-

Emergency Management (DEMA) (04400)
General Fund (100)
2020 Budget Request/Recommendation Sheet

Operating Enhancements (Total)	-	358,712	248,889	-	358,712	248,889	-
Total Budget	1,512,439	1,167,334	1,040,980	-	(345,105)	(471,459)	(1,512,439)

Ethics (00700)**General Fund (100)**

2020 Budget Request/Recommendation Sheet

Departmental Description

In January 1991, DeKalb County created a Board of Ethics as approved by County voters in November 1990. The Board was established in its current form in 2016 when a referendum vote approved the restructuring of the Board and the addition of a full-time Ethics Officer. By law, the Ethics Board is completely independent of the Chief Executive Officer, Board of Commissioners, and any officers or employees of DeKalb County government.

Common Object Expenditures	FY17 Act	FY18 Act	FY19 Bdgt	FY20 Req	Req Change	FY20 Rec	App Change
51 - Personal Services and Employee Benefits	356,937	439,611	407,204	418,160	2.7%	410,289	0.8%
52 - Purchased / Contracted Services	74,089	67,756	103,926	103,926	0.0%	103,926	0.0%
53 - Supplies	2,313	1,413	68,773	68,773	0.0%	68,773	0.0%
54 - Capital Outlays	1,214	1,248	1,248	1,248	0.0%	1,248	0.0%
Total (\$)	434,553	510,028	581,151	592,107	1.9%	584,236	0.5%

Cost Center Level Expenditures	FY17 Act	FY18 Act	FY19 Bdgt	FY20 Req	Req Change	FY20 Rec	App Change
Board of Ethics (00701)	434,552	510,027	581,151	592,107	1.9%	584,236	0.5%
Total (\$)	434,552	510,027	581,151	592,107	1.9%	584,236	0.5%

Positions	FY17 (12/31)	FY18 (12/31)	FY19 (9/10)	FY20 Req	Req Change	FY20 Rec	App Change
Filled	3	3	3	3	-	3	-
Funded	3	3	3	3	-	3	-

**Note: This department has 3 authorized positions.*

Departmental Notes

Ethics (00700)
General Fund (100)
 2020 Budget Request/Recommendation Sheet

Base Budget by Obj Class/ Selected Obj Code	FY19 Budget	FY20 Request	FY20 Recommended	FY20 Approved	Requested Change	Recommended Change	Approved Change
51 - Personal Services & Benefits	407,204	418,160	404,583	-	10,956	(2,621)	(407,204)
Salaries - Full-Time	337,396	337,446	337,446		50	50	(337,396)
Salaries - Adjustments	8,327	8,327	-		-	(8,327)	(8,327)
Insurance	27,360	39,000	33,750		11,640	6,390	(27,360)
FICA	25,809	24,825	24,825		(984)	(984)	(25,809)
401(a) Match	8,312	8,562	8,562		250	250	(8,312)
Notes	Base target funded three positions.						
52 - Purchased / Contracted Services	103,926	103,926	103,926		-	-	(103,926)
Notes							
53 - Supplies	68,773	68,773	68,773		-	-	(68,773)
Notes							
54 - Capital Outlays	1,248	1,248	1,248		-	-	(1,248)
Notes							
Base Budget (Total)	581,151	592,107	578,530	-	10,956	(2,621)	(581,151)

Ethics (00700)
General Fund (100)
 2020 Budget Request/Recommendation Sheet

Operating Enhancements		FY19 Budget	FY20 Request	FY20 Rec	FY20 Approved	Req Change	Rec Change	Approved Change
O1.	Compensation adjustment estimate - Funding for salaries and benefits to implement the 2% raise for non-sworn staff, effective 4/1. <i>[Recommended.]</i>	N/A	N/A	5,706		N/A	5,706	-
Operating Enhancements (Total)		-	-	5,706	-	-	5,706	-
Total Budget		581,151	592,107	584,236	-	10,956	3,085	(581,151)

Facilities (01100)**General Fund (100)**

2020 Budget Request/Recommendation Sheet

Departmental Description

The Facilities Management Department provides services through five divisions - Architectural and Engineering Services, Building Operations and Maintenance, Business Services, Environmental Services and Financial Services. County facilities supported and serviced by these five divisions include administrative offices, fire stations, police precincts, courts, libraries, health centers, parks and recreation centers, performing arts and community centers, and senior centers.

Common Object Expenditures	FY17 Act	FY18 Act	FY19 Bdgt	FY20 Req	Req Change	FY20 Rec	Rec Change
51 - Personal Services and Employee Benefits	3,309,699	3,459,604	3,586,385	4,797,843	33.8%	3,693,104	3.0%
52 - Purchased / Contracted Services	8,108,506	8,394,398	10,182,226	14,051,880	38.0%	9,706,874	-4.7%
53 - Supplies	3,293,366	5,481,035	5,330,946	5,330,946	0.0%	5,330,946	0.0%
54 - Capital Outlays	3,000	4,120	-	-	N/A	-	N/A
55 - Interfund / Interdepartmental Charges	647,170	684,486	568,531	568,531	0.0%	334,906	-41.1%
61 - Other Financing Uses	-	-	-	4,331,085	N/A	-	N/A
Total (\$)	14,714,571	18,023,642	19,668,088	29,080,285	47.9%	19,065,830	-3.1%

Cost Center Level Expenditures	FY17 Act	FY18 Act	FY19 Bdgt	FY20 Req	Req Change	FY20 Rec	Rec Change
Administration (01110)	1,082,639	1,080,248	1,106,079	1,015,519	-8.2%	990,253	-10.5%
Architectural & Engineering (01170)	371,990	475,657	484,401	18,176,362	3652.3%	541,205	11.7%
Environmental Services (01130)	1,892,367	2,138,580	2,188,416	2,225,513	1.7%	2,227,582	1.8%
General Maintenance & Construction (01120)	7,173,244	7,124,169	9,162,154	6,819,451	-25.6%	8,746,785	-4.5%
Utilities And Insurance (01140)	4,841,501	7,204,988	6,727,038	843,440	-87.5%	6,560,005	-2.5%
Total (\$)	15,361,742	18,023,642	19,668,088	29,080,285	47.9%	19,065,830	-3.1%

Positions	FY17 (12/31)	FY18 (12/31)	FY19 (9/10)	FY20 Req	Req Change	FY20 Rec	Rec Change
Filled	43	46	49	59	10	52	3
Funded	49	52	52	59	7	52	-

*Note: This department has 68 authorized positions.

Departmental Notes

--

Facilities (01100)
General Fund (100)
 2020 Budget Request/Recommendation Sheet

Base Budget by Obj Class/ Selected Obj Code	FY19 Budget	FY20 Request	FY20 Recommended	FY20 Approved	Requested Change	Recommended Change	Approved Change
51 - Personal Services & Benefits	3,586,385	3,648,944	3,461,731	-	62,559	(124,654)	(3,586,385)
Salaries - Full-Time	2,695,046	2,598,355	2,598,355		(96,691)	(96,691)	(2,695,046)
Salaries - Adjustments	69,240	69,240	-		-	(69,240)	(69,240)
Salaries - Overtime	51,153	51,153	51,153		-	-	(51,153)
Insurance	474,240	637,000	551,250		162,760	77,010	(474,240)
FICA	207,854	197,916	197,916		(9,938)	(9,938)	(207,854)
401(a) Match	35,382	47,810	47,810		12,428	12,428	(35,382)
Workers Compensation	42,620	42,620	10,397		-	(32,223)	(42,620)
Allowances	10,850	4,850	4,850		(6,000)	(6,000)	(10,850)
Notes	Base target funded 49 positions.						
52 - Purchased / Contracted Services	10,182,226	8,816,461	8,816,461		(1,365,765)	(1,365,765)	(10,182,226)
Notes							
53 - Supplies	5,330,946	5,330,946	5,330,946		-	-	(5,330,946)
Notes							
55 - Interfund/Interdepartmental Charges	568,531	568,531	334,906		-	(233,625)	(568,531)
Notes							
Base Budget (Total)	19,668,088	18,364,882	17,944,044	-	(1,303,206)	(1,724,044)	(19,668,088)

Facilities (01100)
General Fund (100)
 2020 Budget Request/Recommendation Sheet

Base Adjustments		FY19 Budget	FY20 Request	FY20 Rec	FY20 Approved	Req Change	Rec Change	Approved Change
B1.	Fund eight existing vacant positions - One administrative specialist position; one facilities management supervisor position already filled; two electrician positions; two plumber positions; and two HVAC positions. <i>[Recommend funding for three positions - plumber senior, facilities maintenance supervisor and administrative specialist.]</i>	N/A	463,117	187,662		463,117	187,662	-
Base Adjustments (Total)		-	463,117	187,662	-	463,117	187,662	-

Operating Enhancements		FY19 Budget	FY20 Request	FY20 Rec	FY20 Approved	Req Change	Rec Change	Approved Change
O1.	Fund roof repairs - Police and Fire Headquarters, Judicial Tower, Callanwolde, DeKalb Crisis Center, 30 Warren Street and W. DeKalb Mental Health Center. <i>[Not recommended.]</i>	N/A	1,300,000	-		1,300,000	-	-
O2.	Fund HVAC preventive maintenance program, chiller equipment, and other HVAC upgrades and replacements. <i>[Not recommended.]</i>	N/A	1,594,349	-		1,594,349	-	-
O3.	Fund lighting upgrades at Judicial Administrative Tower, new generator and electrical closet upgrade. <i>[Recommended.]</i>	N/A	598,000	598,000		598,000	598,000	-
O4.	Fund elevator maintenance, repairs and modernization - North DeKalb Health Center elevator. <i>[Recommended.]</i>	N/A	200,000	200,000		200,000	200,000	-

Facilities (01100)
General Fund (100)
2020 Budget Request/Recommendation Sheet

O5.	Fund general maintenance and repairs at Police and Fire Headquarters, Code Enforcement, Helicopters and Callanwolde. Fund maintenance and repairs at lease and leased properties. <i>[Not recommended.]</i>	N/A	871,657	-		871,657	-	-
O6.	Fund 5-year plan to make necessary improvements to landscaping at 39 sites - includes landscaping, power washing, hardscape improvements, drainage, fencing and tree trimming and removal. <i>[Not recommended.]</i>	N/A	579,000	-		579,000	-	-
O7.	Fund in-grade adjustments for two electrician senior positions. <i>[Not recommended.]</i>	N/A	6,346	-		6,346	-	-
O8.	Fund two existing vacant project manager positions. <i>[Not recommended.]</i>	N/A	158,251	-		158,251	-	-
O9.	Fund eight existing vacant positions. <i>Duplicate request, see B1 above.</i>	N/A	373,106	-		373,106	-	-
O10.	Fund in-grade adjustment for two facilities maintenance supervisors. <i>[Not recommended.]</i>	N/A	7,800	-		7,800	-	-
O11.	Fund in-grade adjustment for plumber senior. <i>[Not recommended.]</i>	N/A	5,045	-		5,045	-	-
O12.	Rent increases for 4380 Memorial Drive Complex, 330 Ponce Building and property taxes for 4380 Memorial Drive Complex. <i>[Recommended.]</i>	N/A	92,413	92,413		92,413	92,413	-
O13.	Fund in-grade adjustment for three construction project managers. <i>[Not recommended.]</i>	N/A	9,839	-		9,839	-	-

Facilities (01100)
General Fund (100)
 2020 Budget Request/Recommendation Sheet

O14.	Fund two existing vacant project manager positions. <i>[Not recommended.]</i>	N/A	125,396	-		125,396	-	-
O15.	Compensation adjustment estimate - Funding for salaries and benefits to implement the 2% raise for non-sworn staff, effective 4/1. <i>[Recommended.]</i>	N/A	N/A	43,711		N/A	43,711	-
Operating Enhancements (Total)		-	5,921,201	934,124	-	5,921,201	934,124	-

Capital Enhancements		FY19 Budget	FY20 Request	FY20 Rec	FY20 Approved	Req Change	Rec Change	Approved Change
C1.	Fund renovation of 178 Sam's Street - Building 1, Floors 1 and 2. <i>[Moved to Contributions - General Fund.]</i>	N/A	829,125	-		829,125	-	-
C2.	Fund Maloof building 1st Floor renovation. <i>[Moved to Contributions - General Fund.]</i>	N/A	1,719,960	-		1,719,960	-	-
C3.	Fund HVAC - R22 change-out required by U.S. Environmental Protection Agency. <i>[Moved to Contributions - General Fund.]</i>	N/A	902,000	-		902,000	-	-
C4.	Fund 4380 Memorial Drive Warehouse Project. <i>[Moved to Contributions - General Fund.]</i>	N/A	880,000	-		880,000	-	-
Capital (Total)		-	4,331,085	-	-	4,331,085	-	-

Total Budget	19,668,088	29,080,284	19,065,830	-	9,412,196	(602,258)	(19,668,088)
---------------------	-------------------	-------------------	-------------------	---	------------------	------------------	---------------------

Family and Children Services (07400)
General Fund (100)
 2020 Budget Request/Recommendation Sheet

Departmental Description

The Office of Family and Children Services provides services through two divisions - The Office of Child Protection (OCP) and The Office of Family Independence (OFI).

The Office of Child Protection (OCP) includes the following program areas: A) Child Protective Services (CPS). B) Family Support; C) Permanency; D). Adoption E). Supervision of children in After-Care cases; F). Services to unaccompanied refugee minors. G) Emancipation and Independent Living services; H). Development of resource homes for children. I). General Assistance.

The Office of Family Independence (OFI) represents a composite of functions, including the provision of financial assistance and social services to eligible DeKalb County residents This program includes the following departments: 1) Temporary Assistance for Needy Families (TANF) 2) Child Care for the underemployed and TANF customers: 3) Medicaid- for the underemployed and TANF recipients, elderly and disabled as well as foster youth, medically needy and indigent pregnant women; 4) Food Stamps; 5) Employability Services and 6) General Assistance.

Common Object Expenditures	FY17 Act	FY18 Act	FY19 Bdgt	FY20 Req	Req Change	FY20 Rec	App Change
57 - Other Costs	1,278,220	1,278,220	1,278,220	1,278,220	0.0%	1,278,220	0.0%
Total (\$)	1,278,220	1,278,220	1,278,220	1,278,220	0.0%	1,278,220	0.0%

Cost Center Level Expenditures	FY17 Act	FY18 Act	FY19 Bdgt	FY20 Req	Req Change	FY20 Rec	App Change
Administration (07440)	686,976	686,976	686,976	686,976	0.0%	686,976	0.0%
Child Welfare (07430)	288,096	288,096	288,096	288,096	0.0%	288,096	0.0%
General Assistance (07420)	303,148	303,148	303,148	303,148	0.0%	303,148	0.0%
Total (\$)	1,278,220	1,278,220	1,278,220	1,278,220	0.0%	1,278,220	0.0%

Positions	FY17 (12/31)	FY18 (12/31)	FY19 (9/10)	FY20 Req	Req Change	FY20 Rec	App Change
Filled	N/A	N/A	N/A	N/A	N/A	N/A	N/A
Funded	N/A	N/A	N/A	N/A	N/A	N/A	N/A

**Note: This agency has no county-funded positions.*

Departmental Notes

Family and Children Services (07400)
General Fund (100)
 2020 Budget Request/Recommendation Sheet

Base Budget by Obj Class/ Selected Obj Code	FY19 Budget	FY20 Request	FY20 Recommended	FY20 Approved	Requested Change	Recommended Change	Approved Change
57 - Other Costs	1,278,220	1,278,220	1,278,220		-	-	(1,278,220)
Notes							
Base Budget (Total)	1,278,220	1,278,220	1,278,220	-	-	-	(1,278,220)
Total Budget	1,278,220	1,278,220	1,278,220	-	-	-	(1,278,220)

Finance (02100)**General Fund (100)**

2020 Budget Request/Recommendation Sheet

Departmental Description

The Finance Department consists of the Office of the Director, Grants and Capital Division, Treasury Division, Office of the Controller, Division of Compliance, and the Division of Risk Management and Employee Services. The Office of Director reports to the Chief Executive Officer (CEO) regarding the fiscal status of county-controlled funds, and serves in an administrative and advisory capacity on related matters. The Director serves as the Chief Financial Officer to the CEO and the Board of Commissioners.

Common Object Expenditures	FY17 Act	FY18 Act	FY19 Bdgt	FY20 Req	Req Change	FY20 Rec	Rec Change
51 - Personal Services and Employee Benefits	4,915,864	5,353,348	4,809,659	5,420,226	12.7%	5,104,716	6.1%
52 - Purchased / Contracted Services	1,139,144	800,918	1,099,325	1,297,633	18.0%	1,078,376	-1.9%
53 - Supplies	68,740	57,205	75,000	75,725	1.0%	75,000	0.0%
54 - Capital Outlays	10,607	8,867	29,500	38,000	28.8%	29,500	0.0%
55 - Interfund / Interdepartmental Charges	22,482	(19,484)	(27,354)	(27,354)	0.0%	(15,040)	-45.0%
61 - Other Financing Uses	-	267,100	-	-	N/A	-	N/A
Total (\$)	6,156,837	6,467,955	5,986,130	6,804,230	13.7%	6,272,552	4.8%

Cost Center Level Expenditures	FY17 Act	FY18 Act	FY19 Bdgt	FY20 Req	Req Change	FY20 Rec	Rec Change
Accounting Services (02120)	1,709,169	2,078,753	1,736,183	1,987,325	14.5%	1,781,010	2.6%
Budget & Grants (02150)	543,906	739,611	692,590	353,233	-49.0%	690,316	-0.3%
Internal Audit (02140)	444,382	199,839	307,960	702,438	128.1%	347,177	12.7%
Office Of The Director (02110)	1,272,017	1,171,078	1,182,297	1,331,885	12.7%	1,101,674	-6.8%
Records And Microfilming (02124)	371,267	356,242	337,645	326,794	-3.2%	333,155	-1.3%
Revenue Collections - Gen. Fund (02130)	449	-	-	-	N/A	-	N/A
Risk Management (02160)	912,095	1,046,169	941,789	1,135,841	20.6%	1,075,332	14.2%
Treasury (02122)	903,047	875,211	787,666	966,714	22.7%	943,888	19.8%
Billing Resolution (02134)	505	1,052	-	-	N/A	-	N/A
Total (\$)	6,156,837	6,467,955	5,986,130	6,804,230	13.7%	6,272,552	4.8%

Positions	FY17 (12/31)	FY18 (12/31)	FY19 (9/10)	FY20 Req	Req Change	FY20 Rec	Rec Change
Filled	61	60	63	67	4	64	1
Funded	69	68	64	67	3	64	-

*Note: This department has 80 authorized positions.

Departmental Notes

Finance (02100)
General Fund (100)
 2020 Budget Request/Recommendation Sheet

Base Budget by Obj Class/ Selected Obj Code	FY19 Budget	FY20 Request	FY20 Recommended	FY20 Approved	Requested Change	Recommended Change	Approved Change
51 - Personal Services & Benefits	4,809,659	5,145,419	4,949,567	-	335,760	139,908	(4,809,659)
Salaries	3,750,776	3,850,660	3,850,660		99,884	99,884	(3,750,776)
Salaries - Adjustments	94,480	94,480	-		-	(94,480)	(94,480)
Salaries - Overtime	15,520	15,520	15,520		-	-	(15,520)
Insurance	583,680	819,000	708,750		235,320	125,070	(583,680)
FICA	289,128	290,657	290,657		1,529	1,529	(289,128)
401aA) Match	41,046	43,673	43,673		2,627	2,627	(41,046)
Workers Compensation	31,429	31,429	35,640		-	4,211	(31,429)
Allowance - Automobile	3,600	-	4,667		(3,600)	1,067	(3,600)
Notes	Base target funded 63 positions.						
52 - Purchased / Contracted Services	1,099,325	998,576	998,576		(100,749)	(100,749)	(1,099,325)
Notes	Other Prof. Svcs. 640K - Auditors, consultants.						
53 - Supplies	75,000	75,000	75,000		-	-	(75,000)
Notes							
54 - Capital Outlays	29,500	29,500	29,500		-	-	(29,500)
Notes							
55 - Interfunds	(27,354)	(27,354)	(15,040)		-	12,314	27,354
Notes	Negative amount results from contra-interfund from Business Licenses in the Unincorporated Fund.						
Base Budget (Total)	5,986,130	6,221,141	6,037,603	-	235,011	51,473	(5,986,130)

Finance (02100)
General Fund (100)
 2020 Budget Request/Recommendation Sheet

Base Adjustments		FY19 Budget	FY20 Request	FY20 Rec	FY20 Approved	Req Change	Rec Change	Approved Change
B1.	Fund one existing position - Cost Center 02140 Internal Audit/Compliance - Internal - Auditor Senior in the hiring process, for 12 months. [Recommended.]	N/A	92,515	90,765		92,515	90,765	-
Base Adjustments (Total)		-	92,515	90,765	-	92,515	90,765	-

Operating Enhancements		FY19 Budget	FY20 Request	FY20 Rec	FY20 Approved	Req Change	Rec Change	Approved Change
O1.	Fund one existing position - Cost Center 02110 Dir's Office - Business Process Consultant for eight months. [Not recommended.]	N/A	94,565	-		94,565	-	-
O2.	Fund one existing position - Cost Center 02160 Risk Mgt - Benefits Specialist for eight months. [Not recommended.]	N/A	41,318	-		41,318	-	-
O3.	Fund \$150K for financial advisor - Cost Center 02110 Dir's Office. (Remainder in Base request.) [Not recommended.]	N/A	90,159	-		90,159	-	-
O4.	Fund Oracle financial modules support - Cost Center 02120 Accounting. [Not recommended.]	N/A	128,760	-		128,760	-	-
O5.	Fund salary increases - Cost Center 02120 Accounting. [Not recommended.]	N/A	50,000	-		50,000	-	-
O6.	Fund anticipated retirement-related leave payout - Cost Center 02122 Treasury. [Not recommended.]	N/A	5,972	-		5,972	-	-

Finance (02100)
General Fund (100)
 2020 Budget Request/Recommendation Sheet

O7.	Fund lockbox fees - Cost Center 02122 Treasury. <i>[Recommended.]</i>	N/A	79,800	79,800		79,800	79,800	-
O8.	Compensation adjustment estimate - Funding for salaries and benefits to implement the 2% raise for non-sworn staff, effective 4/1. <i>[Recommended.]</i>	N/A	N/A	64,384		N/A	64,384	-
Operating Enhancements (Total)		-	490,574	144,184	-	490,574	144,184	-
Total Budget		5,986,130	6,804,230	6,272,552	-	818,100	286,422	(5,986,130)

Finance (02100)**Water & Sewer Fund (511)**

2020 Budget Request/Recommendation Sheet

Departmental Description

The Utility Customer Operations unit is a part of the Finance Department, funded by the Water & Sewer Fund. It oversees the billing, collections, and treasury activities of the Water & Sewer Fund, under the supervision of the Director of Finance.

Common Object Expenditures	FY17 Act	FY18 Act	FY19 Bdgt	FY20 Req	Req Change	FY20 Rec	App Change
51 - Personal Services and Employee Benefits	3,593,925	4,736,551	6,041,177	8,402,064	39.1%	6,977,647	15.5%
52 - Purchased / Contracted Services	5,331,461	3,724,295	4,224,625	4,644,674	9.9%	3,769,326	-10.8%
53 - Supplies	62,197	129,822	150,910	152,256	0.9%	96,562	-36.0%
54 - Capital Outlays	56,435	98,254	88,823	23,225	-73.9%	31,225	-64.8%
55 - Interfund / Interdepartmental Charges	305,693	235,717	-	-	N/A	-	N/A
Total (\$)	9,349,711	8,924,639	10,505,535	13,222,219	25.9%	10,874,760	3.5%

Cost Center Level Expenditures	FY17 Act	FY18 Act	FY19 Bdgt	FY20 Req	Req Change	FY20 Rec	App Change
Revenue Collections - W & S (02132)	7,831,702	7,494,617	8,884,700	11,046,680	24.3%	9,134,914	2.8%
Billing Resolution (02134)	1,518,009	1,430,023	1,620,835	2,175,539	34.2%	1,739,846	7.3%
Total (\$)	9,349,711	8,924,639	10,505,535	13,222,219	25.9%	10,874,760	3.5%

Positions	FY17 (12/31)	FY18 (12/31)	FY19 (9/10)	FY20 Req	Req Change	FY20 Rec	App Change
Filled	57	76	91	134	43	112	21
Funded	71	65	112	134	22	112	-

*Note: This department has 131 authorized positions.

Departmental Notes

Finance (02100)
Water & Sewer Fund (511)
 2020 Budget Request/Recommendation Sheet

Base Budget by Obj Class/ Selected Obj Code	FY19 Budget	FY20 Request	FY20 Recommended	FY20 Approved	Requested Change	Recommended Change	Approved Change
51 - Personal Services & Benefits	6,041,177	5,880,975	5,624,938	-	(160,202)	(416,239)	(6,041,177)
Salaries	4,258,665	3,930,579	3,930,579		(328,086)	(328,086)	(4,258,665)
Salaries - Adjustments	84,834	84,834	-		-	(84,834)	(84,834)
Salaries - Temporary	14,550	14,550	14,550		-	-	(14,550)
Salaries - Overtime	189,750	189,750	189,750		-	-	(189,750)
Insurance	953,040	1,157,000	997,750		203,960	44,710	(953,040)
FICA	327,329	300,689	300,689		(26,640)	(26,640)	(327,329)
401(a) Match	101,172	91,736	91,736		(9,436)	(9,436)	(101,172)
Workers Compensation	111,837	111,837	99,884		-	(11,953)	(111,837)
Notes	Base target funded 91 positions.						
52 - Purchased / Contracted Services	4,224,625	4,224,625	3,749,625		-	(475,000)	(4,224,625)
Notes	Temp Labor \$1.7M. Other Prof. Svcs. \$714K. Rent \$168K. Maintenance \$301K. Bank charges \$126K.						
53 - Supplies	150,910	150,910	88,910		-	(62,000)	(150,910)
Notes							
54 - Capital Outlays	88,823	7,225	7,225		(81,598)	(81,598)	(88,823)
Notes							
Base Budget (Total)	10,505,535	10,263,735	9,470,698	-	(241,800)	(1,034,837)	(10,505,535)

Finance (02100)
Water & Sewer Fund (511)
 2020 Budget Request/Recommendation Sheet

Base Adjustments		FY19 Budget	FY20 Request	FY20 Rec	FY20 Approved	Req Change	Rec Change	Approved Change
B1.	Fund 15 existing positions - Cost Center 02132 UCO . 12 months funding. One Accounting Tech Sr.; One Fiscal Assistant; One Financial Mgt Analyst; Five Customer Care Reps; Four Billing Specialists; One Collections Analyst; One Training Specialist; One Security Guard. For five other positions in this request, see O1 below. <i>[Recommended.]</i>	N/A	916,284	916,284		916,284	890,034	-
B2.	Fund six existing positions - Cost Center 02134 Billing Res. 12 months funding. Three UCO Ops Analysts. Three Billing Specialists; See O2 below for one position requested with these that exceeded the FY19 Mid-Year funding levels. <i>[Recommended.]</i>	N/A	369,967	369,967		369,967	369,967	-
Base Adjustments (Total)		-	1,286,251	1,286,251	-	1,286,251	1,260,001	-
Operating Enhancements		FY19 Budget	FY20 Request	FY20 Rec	FY20 Approved	Req Change	Rec Change	Approved Change
O1.	Fund five existing positions - Cost Center 02132 UCO. Customer Care Reps, 12 months funding. See 18 other positions in this request, in B1 above. <i>[Not Recommended.]</i>	N/A	241,930	-		241,930	-	-

Finance (02100)
Water & Sewer Fund (511)
 2020 Budget Request/Recommendation Sheet

O2.	Fund one existing position - Cost Center 02134 Billing Res. 12 months funding. One Billing Specialist. <i>[Not Recommended.]</i>	N/A	51,693	-		51,693	-	-
O3.	Add 16 new positions - Cost Center 02132 UCO - for enQuesta billing system. Eight months funding. Ten Customer Care Reps; Six Billing Specialists. <i>[Not Recommended. Mid-Year review of funded and filled positions.]</i>	N/A	565,866	-		563,194	-	-
O4.	Fund rent increase - Cost Center 02132 UCO Jordan Lane location for Year 2020 is \$17,2932, which is an increase of \$5037.00. <i>[Recommended.]</i>	N/A	5,037	5,037		5,037	5,037	-
O5.	Fund eight existing positions - Cost Center 02132 UCO. Customer Care Rep positions. These were listed as part-time when the base vacant position report was run. They were changed to full time on Sept. 20,2019, and they are in the hiring status. The balance is based on (\$31,200 base salary, + \$13,000 group insurance + 3% 401a + 6.2 percent FICA) x 8. <i>[Not Recommended. Positions remain vacant at 12/7/19 and were not funded as Full-Time at FY19 Mid-Year.]</i>	N/A	376,563	-		376,563	-	-

Finance (02100)
Water & Sewer Fund (511)
 2020 Budget Request/Recommendation Sheet

O6.	Cost Center 02132 UCO - Funding to replace the contact center and customer assurance phones. 45 call center phones x \$110.00 each plus \$78.00 shipping cost. <i>[Recommended.]</i>	N/A	5,028	5,028		5,028	5,028	-
O7.	Cost Center 02132 UCO - UCO day porter based on \$56.40 per day, for 5 days a week = \$282.00/per week, x 52 weeks = \$14,664.00 per year. <i>[Recommended.]</i>	N/A	14,664	14,664		14,664	14,664	-
O8.	Cost Center 02132 UCO - Fund miscellaneous shift differentials. <i>[Recommended.]</i>	N/A	828	828		828	828	-
O9.	Cost Center 02132 UCO - Water charges not previously budgeted. <i>[Recommended.]</i>	N/A	674	674		674	674	-
O10.	Cost Center 02132 UCO - Back up computers and laptops for EnQuesta. <i>[Recommended.]</i>	N/A	10,000	10,000		10,000	10,000	-
O11.	Cost Center 02134 Billing Res. - Upgrade First in Line system to remedy instability. <i>[Recommended.]</i>	N/A	8,000	8,000		8,000	8,000	-
O12.	Cost Center 02134 Billing Res. - Replace 12 customer assurance phones. <i>[Recommended.]</i>	N/A	1,320	1,320		1,320	1,320	-

Finance (02100)
Water & Sewer Fund (511)
 2020 Budget Request/Recommendation Sheet

O13.	Cost Center 02134 Billing Res. - Temporary labor for EnQuesta implementation. Average of \$32k per month, \$384K per year. <i>[Not Recommended; review at FY20 Mid-Year. Note: Base request also reduced by \$220K per FY19 trending.]</i>	N/A	384,000	-		384,000	-	-
O14.	Cost Center 02134 Billing Res. - Shirts for staff for community outreach. 2 shirts for 15 employees at a average of \$21/ea equals \$630. <i>[Recommended.]</i>	N/A	630	630		630	630	-
O15.	Cost Center 02134 Billing Res. - Computers. <i>[Recommended.]</i>	N/A	6,000	6,000		6,000	6,000	-
O16.	Compensation adjustment estimate - Funding for salaries and benefits to implement the 2% raise for non-sworn staff, effective 4/1. <i>[Recommended.]</i>	N/A	-	65,630		-	65,630	-
Operating Enhancements (Total)		-	1,672,233	117,811	-	1,669,561	117,811	-
Total Budget		10,505,535	13,222,219	10,874,760	-	2,714,012	342,975	(10,505,535)

Fire Rescue (04900)**Fire Fund (270)**

2020 Budget Request/Recommendation Sheet

Departmental Description

The DeKalb County Fire Rescue Department is a modern, all-hazard organization that provides emergency response to medical emergencies, fire emergencies, hazardous materials incidents, technical rescue, aircraft distress, tactical emergencies, and SWAT medic operations at the highest level.

Common Object Expenditures	FY17 Act	FY18 Act	FY19 Bdgt	FY20 Req	Req Change	FY20 Rec	Rec Change
51 - Personal Services and Employee Benefits	47,743,549	49,930,904	47,072,695	54,764,858	16.3%	50,791,660	7.9%
52 - Purchased / Contracted Services	1,537,137	1,861,383	1,775,258	6,433,258	262.4%	1,728,258	-2.6%
53 - Supplies	2,447,112	2,584,119	3,424,800	4,596,200	34.2%	3,048,744	-11.0%
54 - Capital Outlays	129,364	267,254	192,728	306,728	59.2%	236,728	22.8%
55 - Interfund / Interdepartmental Charges	7,105,003	7,105,770	8,087,299	8,808,804	8.9%	7,828,963	-3.2%
61 - Other Financing Uses	-	679,992	664,538	2,392,336	260.0%	1,727,798	160.0%
Total (\$)	58,962,166	62,429,422	61,217,318	77,302,184	26.3%	65,362,151	6.8%

Cost Center Level Expenditures	FY17 Act	FY18 Act	FY19 Bdgt	FY20 Req	Req Change	FY20 Rec	Rec Change
Administration (04923)	53,757	14,411	-	-	N/A	-	N/A
Operations (04925)	58,908,409	62,414,465	61,217,318	77,302,184	26.3%	65,362,151	6.8%
Training (04922)	-	547	-	-	N/A	-	N/A
Total (\$)	58,962,166	62,429,422	61,217,318	77,302,184	26.3%	65,362,151	6.8%

Positions	FY17 (12/31)	FY18 (12/31)	FY19 (9/10)	FY20 Req	Req Change	FY20 Rec	Rec Change
Filled	623	615	684	721	37	704	20
Funded	657	626	705	721	16	704	(1)

*Note: This department has 704 authorized positions.

Departmental Notes

The Department is currently recognized by the Insurance Services Office (ISO) as being an ISO Class 2 Fire Department which places DeKalb county in the top three percent of recognized fire departments in the United States. The department provides countywide coverage, except for the cities of Atlanta-in-DeKalb and Decatur, with twenty-six (26) fire stations and utilizes 45 emergency response units strategically located across DeKalb County. Other programs provided by Fire Rescue include administration and enforcement of fire related statutes and ordinances fire investigations and educating the public on fire prevention fire safety and injury prevention.

Fire Rescue (04900)
Fire Fund (270)
2020 Budget Request/Recommendation Sheet

Base Budget by Obj Class/ Selected Obj Code	FY19 Budget	FY20 Request	FY20 Recommended	FY20 Approved	Requested Change	Recommended Change	Approved Change
51 - Personal Services & Benefits	47,072,695	49,869,004	47,541,821	-	2,796,309	469,126	(47,072,695)
Salaries - Full-Time	36,931,433	36,981,503	36,241,873		50,070	(689,560)	(36,931,433)
Salaries - Adjustments	48,679	48,679	-		-	(48,679)	(48,679)
Salaries - Overtime	242,500	242,500	242,500		-	-	(242,500)
Insurance	5,890,294	8,512,294	7,168,988		2,622,000	1,278,694	(5,890,294)
FICA	2,769,278	2,828,080	2,828,080		58,802	58,802	(2,769,278)
401(a) Match	232,126	297,563	297,563		65,437	65,437	(232,126)
Workers Compensation	955,475	955,475	740,907		-	(214,568)	(955,475)
Allowance - Clothing	2,910	2,910	2,910		-	-	(2,910)
Tuition Reimbursement	-	-	19,000		-	19,000	-
Notes	Base target funded 684 positions.						
52 - Purchased / Contracted Services	1,775,258	1,775,258	1,756,258		-	(19,000)	(1,775,258)
Notes	Tuition Reimbursement moved from Other Professional Services to Salaries.						
53 - Supplies	3,424,800	2,474,800	2,447,744		(950,000)	(977,056)	(3,424,800)
Notes							
54 - Capital Outlays	192,728	192,728	192,728		-	-	(192,728)
Notes							
55 - Interfund / Interdepartmental Charges	8,087,299	7,108,804	7,828,963		(978,495)	(258,336)	(8,087,299)
Notes							
61 - Other Financing Uses	664,538	664,538	664,538		-	-	(664,538)
Notes	SAFER Grant Match incremental increase moved to Base Adjustments B4.						
Base Budget (Total)	61,217,318	62,085,132	60,432,052	-	867,814	(785,266)	(61,217,318)

Fire Rescue (04900)
Fire Fund (270)
 2020 Budget Request/Recommendation Sheet

Base Adjustments		FY19 Budget	FY20 Request	FY20 Rec	FY20 Approved	Req Change	Rec Change	Approved Change
B1.	Various operating costs for positions approved in mid-year budget - Tuition Reimbursement, Vet Care, and Computer Equipment/Software. <i>[Recommended.]</i>	N/A	109,500	109,500		109,500	109,500	-
B2.	Replace Engine 6 - Engine was totaled in a collision. <i>[Recommended; Vehicle Replacement Fund will cover replacement.]</i>	N/A	850,000	-		850,000	-	-
B3.	Station Related Repairs not covered by SPLOST. <i>[Not recommended at this time.]</i>	N/A	2,500,000	-		2,500,000	-	-
B4.	Grant funds match for the SAFER grant - Year 3 salary responsibilities shift from 25% to 75%. <i>[Recommended additional match not funded in base above.]</i>	N/A	1,727,798	1,063,260		1,727,798	1,063,260	-
B5.	Fund 20 existing vacancies - 9 positions filled & 11 vacant; One Fire Captain (28-day), one Rescue Captain (40-hour), eight Fire Driver/Operators, two Firefighter Recruits, three Firefighter Inspectors, one Firefighter Investigator, and two Building & Fire Plans Examiners. Funding for 12 months. <i>[Recommended.]</i>	N/A	1,621,699	1,621,699		1,621,699	1,621,699	-
Base Adjustments (Total)		-	6,808,997	2,794,459	-	6,808,997	2,794,459	-

Operating Enhancements	FY19 Budget	FY20 Request	FY20 Rec	FY20 Approved	Req Change	Rec Change	Approved Change
------------------------	-------------	--------------	----------	---------------	------------	------------	-----------------

Fire Rescue (04900)
Fire Fund (270)
 2020 Budget Request/Recommendation Sheet

O1.	Compensation adjustment estimate - 4% Increase for Sworn Fire Personnel and 2% increase for Other Employees. <i>[Recommend 12 months funding of 4% and 9 months funding of 2%.]</i>	N/A	2,069,808	1,548,140		2,069,808	1,548,140	-
O3.	Equipment and supplies for Fire Investigators - Computers and software; operating supplies and books & subscriptions; and telephone / internet. <i>[Recommended.]</i>	N/A	23,500	23,500		23,500	23,500	-
O4.	Fund 17 New Positions - four firefighter investigators and thirteen firefighter recruit positions. <i>[Not recommended at this time.]</i>	N/A	1,164,747	-		1,164,747	-	-
O5.	Move Fire Training to Fire Academy. <i>[Not Recommended at this time.]</i>	N/A	2,500,000	-		2,500,000	-	-
O6.	Turnout Gear Upgrade. <i>[Recommend purchase over three years.]</i>	N/A	1,800,000	600,000		1,800,000	600,000	-
O7.	Add Engine 21 to Fleet - Move a reserve engine currently being used back to reserve fleet and replace with new engine. <i>[Not Recommended at this time.]</i>	N/A	850,000	-		850,000	-	-
O8.	Decrease for Ambulance Staging in Brookhaven. <i>[Recommended - added via CEO amendment.]</i>	N/A	-	(36,000)		-	(36,000)	-
Operating Enhancements (Total)		0	8,408,055	2,135,640	-	8,408,055	2,135,640	-

Total Budget	61,217,318	77,302,184	65,362,151	-	16,084,866	4,144,833	(61,217,318)
---------------------	-------------------	-------------------	-------------------	----------	-------------------	------------------	---------------------

Fire (04900)**General Fund (100)**

2020 Budget Request/Recommendation Sheet

Departmental Description

The DeKalb County Fire Rescue Department is a modern, all-hazard organization that provides emergency response to medical emergencies, fire emergencies, hazardous materials incidents, technical rescue, aircraft distress, tactical emergencies, and SWAT medic operations at the highest level.

Common Object Expenditures	FY17 Act	FY18 Act	FY19 Bdgt	FY20 Req	Req Change	FY20 Rec	App Change
51 - Personal Services and Employee Benefits	(21,091)	16	576,456	2,729,030	373.4%	1,984,876	244.3%
52 - Purchased / Contracted Services	(11,904)	9,755	-	83,200	N/A	119,200	N/A
53 - Supplies	(5,501)	(4,454)	-	844,000	N/A	844,000	N/A
54 - Capital Outlays	-	-	-	222,500	N/A	222,500	N/A
55 - Interfund / Interdepartmental Charges	598	80,344	83,217	83,217	0.0%	83,217	0.0%
61 - Other Financing Uses	141,248	530,557	1,083,594	-	-100.0%	1,083,594	0.0%
Total (\$)	103,350	616,218	1,743,267	3,961,947	127.3%	4,337,387	148.8%

Cost Center Level Expenditures	FY17 Act	FY18 Act	FY19 Bdgt	FY20 Req	Req Change	FY20 Rec	App Change
DeKalb Emergency Mgt Agency (04935)	(78)	63	-	-	N/A	-	N/A
Rescue Services (04930)	103,427	616,155	1,743,267	3,961,947	127.3%	4,337,387	148.8%
Total (\$)	103,350	616,218	1,743,267	3,961,947	127.3%	4,337,387	148.8%

Positions	FY17 (12/31)	FY18 (12/31)	FY19 (9/10)	FY20 Req	Req Change	FY20 Rec	Rec Change
Filled	-	-	-	40	40	30	30
Funded	-	-	20	40	40	30	10

*Note: This department has 20 authorized positions.

Departmental Notes

The Department is currently recognized by the Insurance Services Office (ISO) as being an ISO Class 2 Fire Department which places DeKalb county in the top three percent of recognized fire departments in the United States. The department provides countywide coverage, except for the cities of Atlanta-in-DeKalb and Decatur, with twenty-six (26) fire stations and utilizes 45 emergency response units strategically located across DeKalb County. Other programs provided by Fire Rescue include administration and enforcement of fire related statutes and ordinances fire investigations and educating the public on fire prevention fire safety and injury prevention.

Fire (04900)
General Fund (100)
 2020 Budget Request/Recommendation Sheet

Base Budget by Obj Class/ Selected Obj Code	FY19 Budget	FY20 Request	FY20 Recommended	FY20 Approved	Requested Change	Recommended Change	Approved Change
51 - Personal Services & Benefits	576,456	-	-	-	(576,456)	(576,456)	(576,456)
Salaries - Full-Time	438,550	-	-	-	(438,550)	(438,550)	(438,550)
Insurance	91,200	-	-	-	(91,200)	(91,200)	(91,200)
FICA	33,549	-	-	-	(33,549)	(33,549)	(33,549)
401(a) Match	13,157	-	-	-	(13,157)	(13,157)	(13,157)
Notes	Existing positions not filled as of 12/1/2019. Squads manned by overtime and limited hours of operation.						
52 - Purchased / Contracted Services	-	38,000	38,000	-	38,000	38,000	-
Notes							
53 - Supplies	-	705,000	705,000	-	705,000	705,000	-
Notes							
54 - Capital Outlays	-	100,000	100,000	-	100,000	100,000	-
Notes							
55 - Interfund / Interdepartmental Charges	83,217	83,217	83,217	-	-	-	(83,217)
Notes							
61 - Other Financing Uses	1,083,594	-	1,083,594	-	(1,083,594)	-	(1,083,594)
Notes	Cost of operating two ambulances including staff transferred to Fire Fund. One unit is to maintain the county license and the other is due to AMR response						
Base Budget (Total)	1,743,267	926,217	2,009,811	-	(817,050)	266,544	(1,743,267)

Fire (04900)
General Fund (100)
 2020 Budget Request/Recommendation Sheet

Base Adjustments		FY19 Budget	FY20 Request	FY20 Rec	FY20 Approved	Req Change	Rec Change	Approved Change
B1.	Fund 20 existing vacancies - twenty Paramedic Positions created at FY19 mid-year. <i>[Recommended.]</i>	N/A	1,617,421	1,582,421		1,617,421	1,582,421	-
Base Adjustments (Total)		-	1,617,421	1,582,421	-	1,617,421	1,582,421	-

Operating Enhancements		FY19 Budget	FY20 Request	FY20 Rec	FY20 Approved	Req Change	Rec Change	Approved Change
O1.	Add 20 new positions - twenty new Paramedic positions. <i>[Recommend adding ten new positions.]</i>	N/A	1,418,309	709,155		1,418,309	709,155	-
O12	Increase for Ambulance Staging in Brookhaven. <i>[Recommended - added via CEO amendment.]</i>	N/A	-	36,000		-	36,000	-
Operating Enhancements (Total)		-	1,418,309	745,155	-	1,418,309	745,155	-

Total Budget		1,743,267	3,961,947	4,337,387	-	2,218,680	2,594,120	(1,743,267)
---------------------	--	------------------	------------------	------------------	---	------------------	------------------	--------------------

Fleet Management (01200)
Vehicle Maintenance Fund (611)
 2020 Budget Request/Recommendation Sheet

Departmental Description

Fleet Management is comprised of six organizational divisions: 1) Administrative Division - responsible for personnel, fuel operations and accounting functions. 2) Automotive Division - responsible for all cars and pick up trucks with gross vehicle weights of 13,000 lbs. and below, and fuel services. 3) Heavy Equipment - responsible for off-road equipment, all vehicles located at Seminole Landfill and Body Shop Services. 4) Heavy Truck Division - responsible for all trucks with a gross weight of 13,000 lbs and above, Welding Shop and Heavy Truck Lubrication Services. 5) Fire Rescue Division - responsible for Fire and Rescue vehicles and equipment with a gross weight of 13,000 lbs. above. 6) Services Division - responsible for the Tire Shop and Parts Operation.

Common Object Expenditures	FY17 Act	FY18 Act	FY19 Bdgt	FY20 Req	Req Change	FY20 Rec	Rec Change
51 - Personal Services and Employee Benefits	9,786,145	10,019,204	9,178,420	10,822,918	17.9%	10,387,495	13.2%
52 - Purchased / Contracted Services	4,550,843	4,778,471	4,515,509	4,591,487	1.7%	4,591,467	1.7%
53 - Supplies	13,233,219	15,042,566	13,070,280	13,015,771	-0.4%	13,015,771	-0.4%
54 - Capital Outlays	5,430	4,376	5,400	5,400	0.0%	5,400	0.0%
55 - Interfund / Interdepartmental Charges	2,096,303	2,039,693	2,060,809	2,060,809	0.0%	2,194,996	6.5%
57 - Other Costs	-	-	-	-	N/A	1,887,014	N/A
61 - Other Financing Uses	195,000	-	330,000	430,000	30.3%	-	-100.0%
70 - Retirement Services	31,744	31,595	1,272,322	1,272,322	0.0%	1,328,832	4.4%
Total (\$)	29,898,685	31,915,905	30,432,740	32,198,707	5.8%	33,410,975	9.8%

Cost Center Level Expenditures	FY17 Act	FY18 Act	FY19 Bdgt	FY20 Req	Req Change	FY20 Rec	Rec Change
Fleet Maintenance (01210)	29,898,685	31,915,905	30,432,740	32,198,707	5.8%	33,410,975	9.8%
Total (\$)	29,898,685	31,915,905	30,432,740	32,198,707	5.8%	33,410,975	9.8%

Positions	FY17 (12/31)	FY18 (12/31)	FY19 (9/10)	FY20 Req	Req Change	FY20 Rec	Rec Change
Filled	131	129	137	154	17	152	15
Funded	141	152	152	154	2	152	-

**Note: This department has 154 authorized positions.*

Departmental Notes

Fleet Management (01200)
Vehicle Maintenance Fund (611)
2020 Budget Request/Recommendation Sheet

Base Budget by Obj Class/ Selected Obj Code	FY19 Budget	FY20 Request	FY20 Recommended	FY20 Approved	Requested Change	Recommended Change	Approved Change
51 - Personal Services & Benefits	9,178,420	9,658,879	9,251,097	-	480,459	72,677	(9,178,420)
Salaries	6,492,243	6,585,910	6,346,160		93,667	(146,083)	(6,492,243)
Salaries - Part Time	158,253	158,253	-		-	(158,253)	(158,253)
Salaries - Adjustments	257,326	257,326	257,326		-	-	(257,326)
Salaries - Overtime	1,349,760	1,755,000	1,755,000		405,240	405,240	(1,349,760)
Insurance	535,196	503,822	503,822		(31,374)	(31,374)	(535,196)
FICA	48,777	61,703	61,703		12,926	12,926	(48,777)
401(a) Match	6,743	6,743	6,743		-	-	(6,743)
Workers Compensation	330,122	330,122	320,343		-	(9,779)	(330,122)
Notes	Base target funds 137 positions.						
52 - Purchased / Contracted Services	4,515,509	4,531,487	4,531,467		15,978	15,958	(4,515,509)
Notes	Outside repairs \$4M.						
53 - Supplies	13,070,280	13,015,771	13,015,771		(54,509)	(54,509)	(13,070,280)
Notes	Parts \$4.9M. Fuel \$7.1M.						
54 - Capital Outlays	5,400	5,400	5,400		-	-	(5,400)
Notes							
55 - Interfunds	2,060,809	2,060,809	2,194,996		-	134,187	(2,060,809)
Notes	General Fund overhead; Risk Management Fund overhead.						
57 - Other Costs	-	-	1,887,014		-	1,887,014	-
Notes	Reserve for appropriations.						
61 - Other Financing Uses	330,000	-			(330,000)	(330,000)	(330,000)
Notes							
70 - Retirement Services	1,272,322	1,272,322	1,289,022		-	16,700	(1,272,322)
Notes	County pension match allocation.						
Base Budget (Total)	30,432,740	30,544,668	32,174,767	-	111,928	1,742,027	(30,432,740)

Fleet Management (01200)
Vehicle Maintenance Fund (611)
2020 Budget Request/Recommendation Sheet

Base Adjustments		FY19 Budget	FY20 Request	FY20 Rec	FY20 Approved	Req Change	Rec Change	Approved Change
B1.	Fund 15 existing positions: One Assistant Dir, 12 months. One Fleet Maint. Supervisor, eight months. Seven Fleet Maint. Tech IVs, two for 12 months; five for eight months. Four Fleet Maint. Tech IIIs, one for 12 months; three for eight months. One Autobody Repair Tech, 12 months. One Management Analyst II, 12 months. Two requested vacancy fundings which exceed the Mid-Year level of 152 are in O1 below. <i>[Recommended.]</i>	N/A	957,697	931,447		957,697	931,447	-
Base Adjustments (Total)		-	957,697	931,447	-	957,697	931,447	-

Operating Enhancements		FY19 Budget	FY20 Request	FY20 Rec	FY20 Approved	Req Change	Rec Change	Approved Change
O1.	Fund two existing positions. Fleet Maint. Tech IV for eight months. (Part of request in B1 above.) <i>[Not recommended.]</i>	N/A	111,021	-		111,021	-	-
O2.	Salary adjustments to address retention and internal equity. <i>[Recommended.]</i>	N/A	95,321	95,321		95,321	95,321	-
O3.	Fuel dispenser upgrades (two). <i>[Recommended.]</i>	N/A	60,000	60,000		60,000	60,000	-
O4.	Compensation adjustment estimate - Funding for salaries and benefits to implement the 2% raise for non-sworn staff, effective 4/1. <i>[Recommended.]</i>	N/A	N/A	109,630		N/A	109,630	-

Fleet Management (01200)
Vehicle Maintenance Fund (611)
 2020 Budget Request/Recommendation Sheet

O5.	Retiree cost of living adjustment (COLA) – Funding to implement a 2% COLA for retirees. <i>[Recommended.]</i>	N/A	N/A	39,810		N/A	39,810	-
Operating Enhancements (Total)		-	266,342	304,761	-	266,342	304,761	-

Capital Enhancements		FY19 Budget	FY20 Request	FY20 Rec	FY20 Approved	Req Change	Rec Change	Approved Change
C1.	Replace Sanitation East Lot fuel tank; related installation and closure. <i>[Not recommended. Defer to Mid-Year and final fund balance calculation.]</i>	N/A	300,000	-		300,000		-
C2.	Fuelmaster upgrade - Phase 2. <i>[Not recommended. Defer to Mid-Year and final fund balance calculation.]</i>	N/A	130,000	-		130,000		-
Capital Enhancements (Total)		-	430,000	-	-	430,000	-	-

Total Budget	30,432,740	32,198,707	33,410,975	-	1,765,967	2,978,235	(30,432,740)
---------------------	-------------------	-------------------	-------------------	---	------------------	------------------	---------------------

G.I.S (00800)**General Fund (100)**

2020 Budget Request/Recommendation Sheet

Departmental Description

The Geographic Information Systems Department is responsible for the development of an integrated GIS, allowing a large number of users broad access to our geographical data to make more informed decisions.

Common Object Expenditures	FY17 Act	FY18 Act	FY19 Bdgt	FY20 Req	Req Change	FY20 Rec	Rec Change
51 - Personal Services and Employee Benefits	1,701,075	1,813,371	1,754,720	1,996,046	13.8%	1,795,047	2.3%
52 - Purchased / Contracted Services	261,192	243,558	325,545	344,336	5.8%	344,336	5.8%
53 - Supplies	23,906	19,320	10,424	13,337	27.9%	13,337	27.9%
54 - Capital Outlays	303,502	305,530	401,777	458,277	14.1%	329,460	-18.0%
55 - Interfund / Interdepartmental Charges	6,409	4,068	4,473	4,473	0.0%	8,955	100.2%
Total (\$)	2,296,084	2,385,847	2,496,939	2,816,469	12.8%	2,491,135	-0.2%

Cost Center Level Expenditures	FY17 Act	FY18 Act	FY19 Bdgt	FY20 Req	Req Change	FY20 Rec	Rec Change
G.I.S. - Property Mapping (00803)	1,025,380	1,102,832	1,035,232	1,154,375	11.5%	1,019,420	-1.5%
G.I.S. (00801)	1,270,704	1,283,016	1,461,707	1,662,094	13.7%	1,471,715	0.7%
Total (\$)	2,296,084	2,385,848	2,496,939	2,816,469	12.8%	2,491,135	-0.2%

Positions	FY17 (12/31)	FY18 (12/31)	FY19 (9/10)	FY20 Req	Req Change	FY20 Rec	Rec Change
Filled	20	20	22	24	2	22	-
Funded	20	20	22	24	2	22	-

*Note: This department has 25 authorized positions.

Departmental Notes

G.I.S (00800)
General Fund (100)
2020 Budget Request/Recommendation Sheet

Base Budget by Obj Class/ Selected Obj Code	FY19 Budget	FY20 Request	FY20 Recommended	FY20 Approved	Requested Change	Recommended Change	Approved Change
51 - Personal Services & Benefits	1,754,720	1,891,460	1,772,177	-	136,740	17,457	(1,754,720)
Salaries - Full-Time	1,373,179	1,369,898	1,369,898		(3,281)	(3,281)	(1,373,179)
Salaries - Part-Time	-	37,000	-		37,000	-	-
Salaries - Adjustments	58,771	22,000	-		(36,771)	(58,771)	(58,771)
Salaries - Temporary	-	32,000	10,000		32,000	10,000	-
Insurance	188,480	286,000	247,500		97,520	59,020	(188,480)
FICA	100,290	107,091	107,091		6,801	6,801	(100,290)
401(a) Match	8,055	11,526	11,526		3,471	3,471	(8,055)
Workers Compensation	25,945	25,945	26,162		-	217	(25,945)
Notes	Base target includes 22 funded positions.						
52 - Purchased / Contracted Services	325,545	344,336	344,336		18,791	18,791	(325,545)
Notes							
53 - Supplies	10,424	13,337	13,337		2,913	2,913	(10,424)
Notes							
54 - Capital Outlays	401,777	409,277	329,460		7,500	(72,317)	(401,777)
Notes	Recommendation adjusts computer software to reflect anticipated cost of ESRI contract (\$528K annually less \$214K interfund charges).						
55 - Interfunds	4,473	4,473	8,955		-	4,482	(4,473)
Notes							
Base Budget (Total)	2,496,939	2,662,883	2,468,265	-	165,944	(28,674)	(2,496,939)

Operating Enhancements	FY19 Budget	FY20 Request	FY20 Rec	FY20 Approved	Req Change	Rec Change	Approved Change
O1. Fund two existing positions - two Vacant Property Mapping Technicians for 12 months. <i>[Not recommended.]</i>	N/A	98,786	-		98,786	-	-
O2. ESRI EA contract. <i>[Not recommended; capital outlays in base were adjusted to account for anticipated cost of ESRI contract.]</i>	N/A	47,000	-		47,000	-	-
O3. Salary Adjustment due to job reclassification. <i>[Not recommended.]</i>	N/A	7,800	-		7,800	-	-

G.I.S (00800)
General Fund (100)
 2020 Budget Request/Recommendation Sheet

O4.	Compensation adjustment estimate - Funding for salaries and benefits to implement the 2% raise for non-sworn staff, effective 4/1. <i>[Recommended.]</i>	N/A	N/A	22,870		N/A	22,870	-
Operating Enhancements (Total)		-	153,586	22,870	-	153,586	22,870	-
Total Budget		2,496,939	2,816,469	2,491,135	-	319,530	(5,804)	(2,496,939)

Grady (095000)
Hospital Fund (273)
 2020 Budget Request/Recommendation Sheet

Departmental Description

From the day Grady opened in 1892, their mission has been to care for those in need. Grady improves the health of the community by providing quality, comprehensive healthcare in a compassionate, culturally competent, ethical, and fiscally responsible manner. Grady maintains its commitment to the underserved of Fulton and DeKalb counties, while also providing care for residents of metro Atlanta and Georgia. Grady leads through its clinical excellence, innovative research, and progressive medical education and training.

Common Object Expenditures	FY17 Act	FY18 Act	FY19 Bdgt	FY20 Req	Req Change	FY20 Rec	Rec Change
52 - Purchased / Contracted Services	700	700	20,000	20,000	0.0%	20,000	0.0%
57 - Other Costs	20,183,977	20,627,705	12,934,952	12,934,952	0.0%	12,934,952	0.0%
58 - Debt Service	-	-	7,455,525	7,455,525	0.0%	7,455,525	0.0%
Total (\$)	20,184,677	20,628,405	20,410,477	20,410,477	0.0%	20,410,477	0.0%

Cost Center Level Expenditures	FY17 Act	FY18 Act	FY19 Bdgt	FY20 Req	Req Change	FY20 Rec	Rec Change
Hospital Fund (09510)	20,184,677	20,628,405	20,410,477	20,410,477	0.0%	20,410,477	0.0%
Total (\$)	20,184,677	20,628,405	20,410,477	20,410,477	0.0%	20,410,477	0.0%

Positions	FY17 Act	FY18 Act	FY19 Bdgt	FY20 Req	Req Change	FY20 Rec	Rec Change
Filled	N/A	N/A	N/A	N/A	N/A	N/A	N/A
Funded	N/A	N/A	N/A	N/A	N/A	N/A	N/A

**Note: This department has no authorized positions.*

2018 Departmental Notes

DeKalb County contributes to Grady Memorial Hospital for the treatment of indigent DeKalb County residents. This subsidy provides for payments for the operation of Grady. Also, within this area is DeKalb County's portion of the Fulton-DeKalb Hospital Authority Series 2013 Refunding Revenue Bonds for \$41,380,000. In 2012, Fulton County refinanced their portion of the series 2003 bonds.

Grady (09500)
Hospital Fund (273)
 2020 Budget Request/Recommendation Sheet

Base Budget by Obj Class/ Selected Obj Codes	FY19 Budget	FY20 Request	FY20 Recommended	FY20 Approved	Requested Change	Recommended Change	Approved Change
52 - Purchased / Contracted Services	20,000	20,000	20,000		-	-	(20,000)
Notes	^						
57 - Other Costs	12,934,952	12,934,952	12,934,952		-	-	(12,934,952)
Notes	County subsidy.						
58 - Debt Service	7,455,525	7,455,525	7,455,525		-	-	(7,455,525)
Notes	DeKalb portion of Fulton-DeKalb Hospital Authority debt service.						
Base Budget (Total)	20,410,477	20,410,477	20,410,477		-	-	(20,410,477)
Total Budget	20,410,477	20,410,477	20,410,477		-	-	(20,410,477)

Health Board (07100)
General Fund (100)
 2020 Budget Request/Recommendation Sheet

Departmental Description

The FY2020 budget request supports workforce development, which includes recruitment and retention, fiscal sustainability, and programs and services to promote healthy, thriving children within the county. Environmental Health provides services designed to protect the community from potential public health threats. Some of the services/activities include: review and inspection of food service plans, swimming pool plans, hotel/motel plans and septic system plans; food-borne illness surveillance; prevention activities for West Nile Virus, rabies and lead poisoning. The Community Health and Prevention Services (CHAPS) division works to improve the health and wellbeing of the citizens in the county. The emphasis is on prevention, working with others to address the health care needs of the county. CHAPS offers a variety of health care services including clinical care and outreach and case management. Services include child and youth programs, dental, human immunodeficiency virus/acquired immunodeficiency syndrome, refugee, and immunization.

Common Object Expenditures	FY17 Act	FY18 Act	FY19 Bdgt	FY20 Req	Req Change	FY20 Rec	Rec Change
57 - Other Costs	4,255,634	4,305,634	4,740,323	4,890,012	3.2%	4,890,012	3.2%
Total (\$)	4,255,634	4,305,634	4,740,323	4,890,012	3.2%	4,890,012	3.2%

Cost Center Level Expenditures	FY17 Act	FY18 Act	FY19 Bdgt	FY20 Req	Req Change	FY20 Rec	Rec Change
County Contribution (07101)	4,255,634	4,305,634	4,740,323	4,890,012	3.2%	4,890,012	3.2%
Total (\$)	4,255,634	4,305,634	4,740,323	4,890,012	3.2%	4,890,012	3.2%

Positions	FY17 (12/31)	FY18 (12/31)	FY19 (9/10)	FY20 Req	Req Change	FY20 Rec	Rec Change
Filled	N/A	N/A	N/A	N/A	N/A	N/A	N/A
Funded	N/A	N/A	N/A	N/A	N/A	N/A	N/A

**Note: This agency has no county-funded positions.*

Departmental Notes

Health Board (07100)
General Fund (100)
 2020 Budget Request/Recommendation Sheet

Base Budget by Obj Class/ Selected Obj Code	FY19 Budget	FY20 Request	FY20 Recommended	FY20 Approved	Requested Change	Recommended Change	Approved Change
57 - Other Costs	4,740,323	4,740,323	4,740,323		-	-	(4,740,323)
Notes	FY19 Budget included \$275K for the Child Well-Being Improvement Collaborative.						
Base Budget (Total)	4,740,323	4,740,323	4,740,323	-	-	-	(4,740,323)

Operating Enhancements	FY19 Budget	FY20 Request	FY20 Rec	FY20 Approved	Req Change	Rec Change	Approved Change
O1. Salary increase for nurses - Funding for second half of the Board's fiscal year. The first half portion was appropriated in the 2019 Mid-year budget. <i>[Recommended.]</i>	N/A	149,689	149,689		149,689	149,689	-
Operating Enhancements (Total)	-	149,689	149,689	-	149,689	149,689	-

Total Budget	4,740,323	4,890,012	4,890,012	-	149,689	149,689	(4,740,323)
---------------------	------------------	------------------	------------------	---	----------------	----------------	--------------------

Hotel / Motel Fund (10275)
Hotel / Motel Fund (275)
 2020 Budget Request/Recommendation Sheet

Departmental Description

The Hotel / Motel Department accounts for transactions involving DeKalb County's original Hotel / Motel Tax of 2%. This tax was approved by the Board of Commissioners in December 1997. Subsequently, this tax was increased to 8%. This excise tax is used to promote tourism, conventions, and trade shows. In addition, funds can be expended for "tourism product development" which is the creation or expansion of physical attractions which improve the destination appeal to visitors, support visitors' experience, and are used by visitors. Such expenditures may include capital costs and operating costs.

Common Object Expenditures	FY17 Act	FY18 Act	FY19 Bdgt	FY20 Req	Req Change	FY20 Rec	Rec Change
57 - Other Costs	2,018,853	1,238,981	656,250	1,194,699	82.0%	1,194,699	82.0%
61 - Other Financing Uses	2,095,781	1,243,374	843,750	4,452,025	427.6%	4,452,025	427.6%
Total (\$)	4,114,634	2,482,355	1,500,000	5,646,724	276.4%	5,646,724	276.4%

Cost Center Level Expenditures	FY17 Act	FY18 Act	FY19 Bdgt	FY20 Req	Req Change	FY20 Rec	Rec Change
Hotel / Motel Tax Fund (10275)	4,114,634	2,482,355	1,500,000	5,646,724	276.4%	5,646,724	276.4%
Total (\$)	4,114,634	2,482,355	1,500,000	5,646,724	276.4%	5,646,724	276.4%

Positions	FY17 (12/31)	FY18 (12/31)	FY19 (9/10)	FY20 Req	Req Change	FY20 Rec	Rec Change
Filled	N/A	N/A	N/A	N/A	N/A	N/A	N/A
Funded	N/A	N/A	N/A	N/A	N/A	N/A	N/A

**Note: This department has no authorized positions.*

Departmental Notes

Currently, the 8% is allocated as follows: 3% for county operations, 1.5% for tourist-related products, and 3.5% for promotion of tourism. DeKalb County contracts with the DeKalb County Convention and Visitors Bureau, an independent 501(c)(6) organization, to promote tourism, conventions, and trade shows. The distribution of revenue is: 43.75% to DCVB, 37.50% Transferred to STD - Unincorporated, and 18.75% Transferred to CIP Fund. The 2020 expenditures also contain adjustments due to the recalculation of prior years' distributions.

Hotel / Motel Fund (10275)
Hotel / Motel Fund (275)
 2020 Budget Request/Recommendation Sheet

Base Budget by Obj Class/ Selected Obj Code		FY19 Budget	FY20 Request	FY20 Recommended	FY20 Approved	Requested Change	Recommended Change	Approved Change
57 - Other Costs		658,250	1,194,699	1,194,699		536,449	536,449	(658,250)
Notes	DeKalb Convention & Visitors Bureau (DCVB) = \$1,194,699							
61 - Other Financing Uses		843,750	4,452,025	4,452,025		3,608,275	3,608,275	(843,750)
Notes	Transfer to STD - Unincorporated 462,466							
	Sugar Creek Golf Course Bridge Repair Project #075222 457,936							
	Tourism Product Development 3,531,623							
Base Budget (Total)		1,502,000	5,646,724	5,646,724	-	4,144,724	4,144,724	(1,502,000)
Total Budget		1,502,000	5,646,724	5,646,724	-	4,144,724	4,144,724	(1,502,000)

Human Resources (01500)
General Fund (100)
 2020 Budget Request/Recommendation Sheet

Departmental Description

The Human Resources Department contributes to the County's efforts to operate a financially sound and efficient government in order to provide the best level of service. HR strives to be a forward looking, strategic business partner that maximizes the effectiveness of the human capital. HR has oversight responsibility for organization and employee development; employee and management relations; policy development and administration; employee information systems and data management; occupational compliance; and provides operational department support to include recruitment and selection, classification and compensation, performance management, etc.

Common Object Expenditures	FY17 Act	FY18 Act	FY19 Bdgt	FY20 Req	Req Change	FY20 Rec	Rec Change
51 - Personal Services and Employee Benefits	2,888,673	2,986,311	2,852,004	3,151,429	10.5%	2,994,380	5.0%
52 - Purchased / Contracted Services	896,423	800,589	1,456,251	1,463,751	0.5%	1,463,751	0.5%
53 - Supplies	23,973	21,769	25,480	25,680	0.8%	25,480	0.0%
54 - Capital Outlays	1,921	1,029	-	1,300	N/A	-	N/A
55 - Interfund/Interdepartmental	8,124	4,510	2,161	2,161	0.0%	2,270	5.0%
61 - Other Financing Uses	-	-	-	97,000	N/A	-	N/A
Total (\$)	3,819,114	3,814,207	4,335,896	4,741,321	9.4%	4,485,881	3.5%

Cost Center Level Expenditures	FY17 Act	FY18 Act	FY19 Bdgt	FY20 Req	Req Change	FY20 Rec	Rec Change
Employee Health Clinic (01520)	586,393	560,649	481,937	598,309	24.1%	592,655	23.0%
Human Resources & Merit System (01510)	2,768,554	2,771,099	2,738,748	2,988,276	9.1%	2,839,708	3.7%
Training & Development (01525)	464,167	482,460	1,115,211	1,154,736	3.5%	1,053,519	-5.5%
Total (\$)	3,819,114	3,814,207	4,335,896	4,741,321	9.4%	4,485,881	3.5%

Positions	FY17 (12/31)	FY18 (12/31)	FY19 (9/10)	FY20 Req	Req Change	FY20 Rec	Rec Change
Filled	32	33	33	37	4	35	2
Funded	32	33	34	37	3	35	1

**Note: This department has 35 authorized positions.*

Departmental Notes

One position was created after mid-year.

Human Resources (01500)
General Fund (100)
 2020 Budget Request/Recommendation Sheet

Base Budget by Obj Class/ Selected Obj Code	FY19 Budget	FY20 Request	FY20 Recommended	FY20 Approved	Requested Change	Recommended Change	Approved Change
51 - Personal Services & Benefits	2,852,004	2,908,693	2,811,208	-	56,689	(40,796)	(2,852,004)
Salaries - Full-Time	2,241,972	2,190,685	2,190,685		(51,287)	(51,287)	(2,241,972)
Salaries - Part-Time	36,000	36,000	36,000		-	-	(36,000)
Salaries - Adjustments	52,769	52,769	-		-	(52,769)	(52,769)
Insurance	310,080	429,000	371,250		118,920	61,170	(310,080)
FICA	172,889	165,558	167,790		(7,331)	(5,099)	(172,889)
401(a) Match	28,174	30,561	30,561		2,387	2,387	(28,174)
Workers Compensation	4,120	4,120	8,922		-	4,802	(4,120)
Allowances	6,000	-	6,000		(6,000)	-	(6,000)
Notes	Base target funded 33 positions.						
52 - Purchased / Contracted Services	1,456,251	1,359,251	1,359,251		(97,000)	(97,000)	(1,456,251)
Notes							
53 - Supplies	25,480	25,480	25,480		-	-	(25,480)
Notes							
55 - Interfund/Interdepartmental Charges	2,161	2,161	2,270		-	109	(2,161)
Notes							
61 - Other Financing Costs	-	97,000	-		97,000	-	-
Notes							
Base Budget (Total)	4,335,896	4,392,585	4,198,209	-	56,689	(137,687)	(4,335,896)

Human Resources (01500)
General Fund (100)
 2020 Budget Request/Recommendation Sheet

Base Adjustments		FY19 Budget	FY20 Request	FY20 Rec	FY20 Approved	Req Change	Rec Change	Approved Change
B1.	Fund one existing position - Human Resources Generalist position, hired 10/7/19. <i>[Recommended.]</i>	N/A	84,923	83,173		84,923	83,173	-
B2.	Fund one existing position - Human Resources Specialist position, hired 10/7/19. <i>[Recommended.]</i>	N/A	66,112	64,362		66,112	64,362	-
Base Adjustments (Total)		-	151,035	147,535	-	151,035	147,535	-

Operating Enhancements		FY19 Budget	FY20 Request	FY20 Rec	FY20 Approved	Req Change	Rec Change	Approved Change
O1.	Fund two promotions and four in- grade adjustments. <i>[Not</i> <i>recommended.]</i>	N/A	34,036	-		34,036	-	-
O2.	Fund Employee Assistance Program and psychological exams. <i>[Recommended.]</i>	N/A	104,500	104,500		104,500	104,500	-
O3.	Fund an in-grade adjustment. <i>[Not</i> <i>recommended.]</i>	N/A	2,154	-		2,154	-	-
O4.	Fund new human resources generalist position. <i>[Not</i> <i>recommended.]</i>	N/A	57,011	-		57,011	-	-
O5.	Compensation adjustment estimate - Funding for salaries and benefits to implement the 2% raise for non-sworn staff, effective 4/1. <i>[Recommended.]</i>	N/A	N/A	35,637		N/A	35,637	-
Operating Enhancements (Total)		-	197,701	140,137	-	197,701	140,137	-

Total Budget		4,335,896	4,741,321	4,485,881	-	405,425	149,985	(4,335,896)
---------------------	--	------------------	------------------	------------------	---	----------------	----------------	--------------------

Human Services (07500)**General Fund (100)**

2020 Budget Request/Recommendation Sheet

Departmental Description

The Department of Human Services consists of five units: Office of Aging, Human Services Administration, Office of Youth Services, Lou Walker Senior Center and Central DeKalb Senior Center. The Office of Aging coordinates and collaborates with seniors, elected officials, other County departments, service providers, the business community, civic organizations and faith based organizations to assure a continuum of exceptional services for DeKalb County's diverse senior population and to promote the highest quality of life for the senior population of DeKalb. The Central DeKalb Senior Center was created for older adults 62 and above. It is our newest Senior Center having opened in December 2014. It is approximately 17,000 square feet. The Lou Walker Senior Center was created for active older adults 55 and older. It's "multipurpose" fee based membership community devoted to extending the vibrancy and productivity of the growing "baby boomer" population. The center is designed operationally into four main "corridors" of activity and programming: Sports & Fitness; Technology; Lifelong Learning and Safety and Defense. Compliant with the Older Americans Act of 1965, the center is utilized as a model of "world class" programming and customer service innovations with measurable results that can be replicated throughout the Human Development network of service centers for senior citizens. The Office of Youth Services is the centralized office whereby children, youth, parents and community stakeholders can access new and existing signature youth programs and initiatives. OYS works to strengthen programs that ensure the development of well-rounded children and youth in the areas of wellness, entertainment, leadership development and a host of other areas as well. The Human Services Administration Cost Center primary focus is grants management of the Human Services Grants program. The division oversees and monitors over 48 nonprofit grants to providers from domestic violence to youth services and a number of other disciplines. Some of the focus areas are child welfare and family services, victim assistance and disability services.

Common Object Expenditures	FY17 Act	FY18 Act	FY19 Bdgt	FY20 Req	Req Change	FY20 Rec	Rec Change
51 - Personal Services and Employee Benefits	2,335,426	2,777,387	2,644,929	3,306,384	25.0%	2,773,302	4.9%
52 - Purchased / Contracted Services	1,270,137	1,538,057	1,554,129	1,851,645	19.1%	1,814,649	16.8%
53 - Supplies	152,567	110,071	119,011	119,011	0.0%	119,011	0.0%
55 - Interfund / Interdepartmental Charges	22,276	56,396	18,412	18,412	0.0%	27,145	47.4%
61 - Other Financing Uses	1,312,805	1,467,808	1,467,808	1,467,807	0.0%	1,467,807	0.0%
Total (\$)	5,093,211	5,949,720	5,804,289	6,763,259	16.5%	6,201,914	6.9%

Cost Center Level Expenditures	FY17 Act	FY18 Act	FY19 Bdgt	FY20 Req	Req Change	FY20 Rec	Rec Change
Administration (07510)	1,175,969	1,437,492	1,545,719	1,977,417	27.9%	1,611,719	4.3%
Central Center (07540)	372,461	637,697	439,287	477,620	8.7%	477,620	8.7%
Lou Walker Senior Center (07520)	1,186,831	1,246,714	1,357,746	1,493,175	10.0%	1,334,525	-1.7%
Office of Youth Services (07550)	651,212	765,243	700,786	680,267	-2.9%	730,267	4.2%
Senior Citizens (07530)	1,706,738	1,862,573	1,450,201	1,824,229	25.8%	1,737,233	19.8%
DeKalb Atlanta Senior Center (07534)	-	-	77,450	77,450	0.0%	77,450	0.0%
Lithonia Senior Center (07533)	-	-	80,879	80,879	0.0%	80,879	0.0%
North DeKalb Senior Center (07532)	-	-	67,500	67,500	0.0%	67,500	0.0%
South DeKalb Senior Center (07531)	-	-	84,721	84,722	0.0%	84,721	0.0%
Total (\$)	5,093,211	5,949,720	5,804,289	6,763,259	16.5%	6,201,914	6.9%

Human Services (07500)
General Fund (100)
 2020 Budget Request/Recommendation Sheet

Positions	FY17 (12/31)	FY18 (12/31)	FY19 (9/10)	FY20 Req	Req Change	FY20 Rec	Rec Change
Filled	30	33	37	42	5	36	(1)
Funded	31	32	36	42	6	36	-

**Note: This department has 40 authorized positions.*

Departmental Notes
 Requested 2 vacant positions, 3 filled positions.

Human Services (07500)
General Fund (100)
 2020 Budget Request/Recommendation Sheet

Base Budget by Obj Class/ Selected Obj Code	FY19 Budget	FY20 Request	FY20 Recommended	FY20 Approved	Requested Change	Recommended Change	Approved Change
51 - Personal Services & Benefits	2,644,929	2,957,541	2,734,488	-	312,612	89,559	(2,644,929)
Salaries - Full-Time	2,027,707	2,145,369	2,145,369		117,662	117,662	(2,027,707)
Salaries - Adjustments	160,053	160,053	-		-	(160,053)	(160,053)
Insurance	312,360	468,000	405,000		155,640	92,640	(312,360)
FICA	130,334	164,121	164,121		33,787	33,787	(130,334)
401(a) Match	14,475	19,998	19,998		5,523	5,523	(14,475)
Notes	Base target funded 36 positions.						
52 - Purchased / Contracted Services	1,554,129	1,444,129	1,444,129		(110,000)	(110,000)	(1,554,129)
Notes							
53 - Supplies	119,011	119,011	119,011		-	-	(119,011)
Notes							
55 - Interfund/Interdepartmental Charges	18,412	18,412	27,145		-	8,733	(18,412)
Notes							
61 - Other Financing Uses	1,467,808	1,467,808	1,467,808		-	-	(1,467,808)
Notes							
Base Budget (Total)	5,804,289	6,006,901	5,792,581	-	202,612	(11,708)	(5,804,289)

Human Services (07500)
General Fund (100)
 2020 Budget Request/Recommendation Sheet

Base Adjustments		FY19 Budget	FY20 Request	FY20 Rec	FY20 Approved	Req Change	Rec Change	Approved Change
B1	Fund Custodian position. Position filled 11/4/19. <i>[Position exceeds number of funded positions for FY19; no new funding recommended.]</i>	N/A	47,523	-		47,523	-	-
B2.	Fund Accounting Technician position (filled 9/23/19). <i>[Position exceeds number of funded positions for FY19; no new funding recommended.]</i>	N/A	53,339	-		53,339	-	-
B3.	Fund Program Coordinator, Senior Services position (filled 10/7/19). <i>[Position exceeds number of funded positions for FY19; no new funding recommended.]</i>	N/A	57,789	-		57,789	-	-
B4.	Fund electricity costs - Previously paid by Facilities, the electricity costs for each senior center is now a Human Services Department expense: Central (\$15,000), North DeKalb (\$10,000), South DeKalb (\$13,000), Lou Walker (\$42,000). <i>[Recommended.]</i>	N/A	80,000	80,000		80,000	80,000	-
Base Adjustments (Total)		-	238,651	80,000	-	238,651	80,000	-

Operating Enhancements		FY19 Budget	FY20 Request	FY20 Rec	FY20 Approved	Req Change	Rec Change	Approved Change
O2.	Fund security services - Request includes funding for additional security at 30 Warren Street Center and increased hourly rate for armed security guards. <i>[Recommendation reflects updated cost information provided by department.]</i>	N/A	327,516	240,520		327,516	240,520	-

Human Services (07500)
General Fund (100)
 2020 Budget Request/Recommendation Sheet

O4.	Compensation adjustment estimate - Funding for salaries and benefits to implement the 2% raise for non-sworn staff, effective 4/1. <i>[Recommended.]</i>	N/A	N/A	38,814		N/A	38,814	-
O6.	Fund vacant existing position; Special Projects Coordinator. Includes \$2,349 in associated supplies and wireless phone. <i>[Not recommended.]</i>	N/A	63,372	-		63,372	-	-
O7.	Fund existing vacant Deputy Director position. <i>[Not recommended; Department is at funded position level for FY19.]</i>	N/A	126,820	-		126,820	-	-
O8.	Childhood Well-being Initiatives. <i>[Recommended.]</i>	N/A	N/A	50,000		N/A	50,000	-
Operating Enhancements (Total)		-	517,708	329,334	-	517,708	329,334	-
Total Budget		5,804,289	6,763,260	6,201,915	-	958,971	397,626	(5,804,289)

Innovation & Technology (01600)
General Fund (100)
 2020 Budget Request/Recommendation Sheet

Departmental Description

The Department of Innovation and Technology (DoIT) provides executive-level leadership for the county's IT strategic planning. It delivers technology services to county departments and agencies, and coordinates information technology initiatives across the organization to support, enhance and advance citizen service delivery through innovative business process review and applied technologies.

Common Object Expenditures	FY17 Act	FY18 Act	FY19 Bdgt	FY20 Req	Req Change	FY20 Rec	App Change
51 - Personal Services and Employee Benefits	7,584,782	7,789,568	7,077,501	7,910,258	11.8%	7,587,197	7.2%
52 - Purchased / Contracted Services	12,208,293	13,645,793	14,679,970	18,802,170	28.1%	16,256,970	10.7%
53 - Supplies	118,275	136,752	140,185	140,185	0.0%	140,186	0.0%
54 - Capital Outlays	1,115,617	1,080,374	854,806	925,806	8.3%	854,806	0.0%
55 - Interfund / Interdepartmental Charges	35,884	56,493	49,847	52,139	4.6%	40,226	-19.3%
61 - Other Financing Uses	-	-	300,000	4,810,000	1503.3%	-	-100.0%
Total (\$)	21,062,851	22,708,980	23,102,309	32,640,558	41.3%	24,879,385	7.7%

Cost Center Level Expenditures	FY17 Act	FY18 Act	FY19 Bdgt	FY20 Req	Req Change	FY20 Rec	App Change
Administrative (01605)	21,062,851	22,708,980	23,102,309	32,640,558	41.3%	24,879,385	7.7%
Total (\$)	21,062,851	22,708,980	23,102,309	32,640,558	41.3%	24,879,385	7.7%

Positions	FY17 (12/31)	FY18 (12/31)	FY19 (9/10)	FY20 Req	Req Change	FY20 Rec	App Change
Filled	71	70	74	78	4	76	2
Funded	71	71	76	78	2	76	-

**Note: This department has 81 authorized positions.*

Departmental Notes

Innovation & Technology (01600)
General Fund (100)
2020 Budget Request/Recommendation Sheet

Base Budget by Obj Class/ Selected Obj Code	FY19 Budget	FY20 Request	FY20 Recommended	FY20 Approved	Requested Change	Recommended Change	Approved Change
51 - Personal Services & Benefits	7,077,501	7,573,995	7,285,505	-	496,494	208,004	(7,077,501)
Salaries	5,726,324	5,936,600	5,936,600		210,276	210,276	(5,726,324)
Salaries - Adjustments	141,138	141,138	-		-	(141,138)	(141,138)
Insurance	687,800	962,000	832,500		274,200	144,700	(687,800)
FICA	450,186	452,297	452,297		2,111	2,111	(450,186)
401(a) Match	41,149	51,056	51,056		9,907	9,907	(41,149)
Workers Compensation	30,904	30,904	13,052		-	(17,852)	(30,904)
Notes	Base target funded 74 positions.						
52 - Purchased / Contracted Services	14,679,970	14,679,970	14,679,970		-	-	(14,679,970)
Notes	Other Prof. Svcs. \$1.7M. Enterprise software licenses & maintenance \$10.8M. Phones/Communications \$1.2M. Lease/Purch. Equipment \$773K.						
53 - Supplies	140,185	140,186	140,186		1	1	(140,185)
Notes							
54 - Capital Outlays	854,806	854,806	854,806		-	-	(854,806)
Notes	Computers \$792K. Departmental software \$62K.						
55 - Interfunds	49,847	52,139	40,226		2,292	(9,621)	(49,847)
Notes							
61 - Other Financing Uses	300,000	-	-		(300,000)	(300,000)	(300,000)
Notes							
Base Budget (Total)	23,102,309	23,301,096	23,000,693	-	198,787	(101,616)	(23,102,309)

Innovation & Technology (01600)
General Fund (100)
 2020 Budget Request/Recommendation Sheet

Base Adjustments		FY19 Budget	FY20 Request	FY20 Rec	FY20 Approved	Req Change	Rec Change	Approved Change
B1.	Fund two positions - one Information Technology Manager and one Systems Analyst. Both requests are for eight months funding, but information provided indicates FY19 hiring; Recommendation will need to add funding. <i>[Recommended with full 12 months funding.]</i>	N/A	160,632	202,874		160,632	202,874	-
Base Adjustments (Total)		-	160,632	202,874	-	160,632	202,874	-

Operating Enhancements		FY19 Budget	FY20 Request	FY20 Rec	FY20 Approved	Req Change	Rec Change	Approved Change
O1.	Add one new position - IT System Architect for eight months. <i>[Not recommended.]</i>	N/A	85,827	-		85,827	-	-
O2.	Fund one currently vacant Business Analyst for eight months - This funding would be over the funding count at Mid-Year FY19. <i>[Not recommended.]</i>	N/A	74,803	-		74,803	-	-
O3.	Fund maintenance for subsequent year's encumbrances. <i>[Not recommended at this time. Defer to Mid-Year when better information regarding the need for this request is available.]</i>	N/A	1,500,000	-		1,500,000	-	-
O4.	Fund estimated 3-5% maintenance increase for FY20. <i>[Recommended.]</i>	N/A	685,000	685,000		685,000	685,000	-

Innovation & Technology (01600)
General Fund (100)
2020 Budget Request/Recommendation Sheet

O5.	Maintenance for Oracle FMIS/PeopleSoft/iasWorld servers, pending cloud migration. <i>[Not Recommended at this time. Defer to Mid-Year when better information regarding timing of the expense is available.]</i>	N/A	1,000,000	-		1,000,000	-	-
O6.	Fund consulting for CityWorks/enQuesta/Reporting support. <i>[Recommended.]</i>	N/A	300,000	300,000		300,000	300,000	-
O7.	Fund consulting for additional projects in FY20. <i>[Not recommended; fund from existing base.]</i>	N/A	15,000	-		15,000	-	
O8.	Tuition reimbursement. <i>[Not recommended; fund from existing base.]</i>	N/A	71,000	-		71,000	-	
O9.	enQuesta maintenance for FY20. <i>[Recommended.]</i>	N/A	500,000	500,000		500,000	500,000	
O10.	Additional personal mileage. <i>[Not recommended; fund from existing base.]</i>	N/A	1,200	-		1,200	-	
O11.	Cross-training for project managers and business analysts. <i>[Not recommended; fund from existing base.]</i>	N/A	44,000	-		44,000	-	
O12.	Additional lease/purchase equipment funding. <i>[Recommended.]</i>	N/A	92,000	92,000		92,000	92,000	
O13.	Compensation adjustment estimate - Funding for salaries and benefits to implement the 2% raise for non-sworn staff, effective 4/1. <i>[Recommended.]</i>	N/A	N/A	98,818		N/A	98,818	-
Operating Enhancements (Total)		-	4,368,830	1,675,818	-	4,368,830	1,675,818	-

Innovation & Technology (01600)
General Fund (100)
 2020 Budget Request/Recommendation Sheet

Capital Enhancements		FY19 Budget	FY20 Request	FY20 Rec	FY20 Approved	Req Change	Rec Change	Approved Change
C1.	Hardware costs for upgrading to Windows 10. <i>[Moved to Contributions - General Fund.]</i>	N/A	1,500,000	-		1,500,000	-	-
C2.	Switching and wiring gear replacement. <i>[Moved to Contributions - General Fund.]</i>	N/A	500,000	-		500,000	-	-
C3.	Security enhancements. <i>[Moved to Contributions - General Fund.]</i>	N/A	460,000	-		460,000	-	-
C4.	Courtroom technology enhancements. <i>[Moved to Contributions - General Fund.]</i>	N/A	350,000	-		350,000	-	-
C5.	PeopleSoft cloud migration <i>[Moved to Contributions - General Fund.]</i>	N/A	2,000,000	-		2,000,000	-	-
Capital Enhancements (Total)		-	4,810,000	-	-	4,810,000	-	-
Total Budget		23,102,309	32,640,558	24,879,385	-	9,538,249	1,777,076	(23,102,309)

Internal Audit Office (00500)
General Fund (100)
 2020 Budget Request/Recommendation Sheet

Departmental Description

The Office of Independent Internal Audit (OIIA), established in 2015, consists of the Chief Audit Executive (CAE) and those assistants, employees, and personnel as deemed necessary by the CAE for the efficient and effective administration of the affairs of the office, and over whom the CAE has the sole authority to appoint, employ, and remove. The OIIA has the authority to conduct financial and performance audits of departments, offices, boards, activities, agencies, and programs of the county, to independently and objectively determine and assess compliance, governance, fiscal adherence, efficiency, effectiveness, and equity in government. The OIIA is completely independent and not subject to control or supervision of the Chief Executive Officer, the Board of Commission, or any other official, employee, department, or agency of the county government.

Common Object Expenditures	FY17 Act	FY18 Act	FY19 Bdgt	FY20 Req	Req Change	FY20 Rec	Rec Change
51 - Personal Services and Employee Benefits	933,394	1,236,243	1,368,200	1,664,124	21.6%	1,632,866	19.3%
52 - Purchased / Contracted Services	86,850	225,537	271,300	271,300	0.0%	271,300	0.0%
53 - Supplies	45,913	7,309	10,000	10,000	0.0%	10,000	0.0%
54 - Capital Outlays	23,101	2,917	5,000	5,000	0.0%	5,000	0.0%
57 - Other Costs	397	-	11,000	11,000	0.0%	11,000	0.0%
61 - Other Financing Uses	-	-	6,520	6,520	0.0%	6,520	0.0%
Total (\$)	1,089,656	1,472,006	1,672,020	1,967,944	17.7%	1,936,686	15.8%

Cost Center Level Expenditures	FY17 Act	FY18 Act	FY19 Bdgt	FY20 Req	Req Change	FY20 Rec	Rec Change
Internal Audit Office (00510)	1,089,656	1,472,006	1,672,020	1,967,944	17.7%	1,936,686	15.8%
Total (\$)	1,089,656	1,472,006	1,672,020	1,967,944	17.7%	1,936,686	15.8%

Positions	FY17 (12/31)	FY18 (12/31)	FY19 (9/10)	FY20 Req	Req Change	FY20 Rec	Rec Change
Filled	13	12	12	16	4	16	4
Funded	13	13	14	16	2	16	2

**Note: This department has 16 authorized positions.*

Departmental Notes

Internal Audit Office (00500)
General Fund (100)
2020 Budget Request/Recommendation Sheet

Base Budget by Obj Class/ Selected Obj Code	FY19 Budget	FY20 Request	FY20 Recommended	FY20 Approved	Requested Change	Recommended Change	Approved Change
51 - Personal Services & Benefits	1,368,200	1,283,482	1,249,321	-	(84,718)	(118,879)	(1,368,200)
Salaries	1,118,147	1,008,613	1,008,613		(109,534)	(109,534)	(1,118,147)
Salaries - Part Time	6,413	6,413	6,413		-	-	(6,413)
Salaries - Adjustments	19,161	19,161	-		-	(19,161)	(19,161)
Insurance	118,560	156,000	135,000		37,440	16,440	(118,560)
FICA	83,513	76,301	76,301		(7,212)	(7,212)	(83,513)
401(a) Match	16,406	16,994	16,994		588	588	(16,406)
Allowance - Automobile	6,000	-	6,000		(6,000)	-	(6,000)
Notes	Base target funded 12 positions.						
52 - Purchased / Contracted Services	271,300	271,300	271,300		-	-	(271,300)
Notes							
53 - Supplies	10,000	10,000	10,000		-	-	(10,000)
Notes							
54 - Capital Outlays	5,000	5,000	5,000		-	-	(5,000)
Notes							
57 - Other Costs	11,000	11,000	11,000		-	-	(11,000)
Notes							
61 - Other Financing Uses	6,520	6,520	6,520		-	-	(6,520)
Notes							
Base Budget (Total)	1,672,020	1,587,302	1,553,141	-	(84,718)	(118,879)	(1,672,020)

Internal Audit Office (00500)
General Fund (100)
 2020 Budget Request/Recommendation Sheet

Base Adjustments		FY19 Budget	FY20 Request	FY20 Rec	FY20 Approved	Req Change	Rec Change	Approved Change
B1.	Fund four vacant positions - To be filled prior to YE 2019; one Internal Auditor IT Principal, one Management Analyst I, two Internal Audit Seniors; 12 months funding. <i>[Recommended.]</i>	N/A	380,642	366,592		380,642	366,592	-
Base Adjustments (Total)		-	380,642	366,592	-	380,642	366,592	-
Operating Enhancements		FY19 Budget		FY20 Rec	FY20 Approved	Req Change	Rec Change	Approved Change
O1.	Compensation adjustment estimate - Funding for salaries and benefits to implement the 2% raise for non-sworn staff, effective 4/1. <i>[Recommended.]</i>	N/A	N/A	16,953		N/A	16,953	-
Operating Enhancements (Total)		-	-	16,953	-	-	16,953	-
Total Budget		1,672,020	1,967,944	1,936,686	-	295,924	264,666	(1,672,020)

Juvenile Court (03400)
General Fund (100)
 2020 Budget Request/Recommendation Sheet

Departmental Description

The Juvenile Court has exclusive jurisdiction over juvenile matters concerning any child who is alleged to be delinquent, in need of services, or dependent. It also has jurisdiction over juvenile traffic offenses and special matters transferred to the Court from Superior and Probate Courts. The Probation Division, which operates 24 hours a day, screens all children referred to the Court. The Clerk's Division is responsible for maintaining all original records for the Court. The Administrative Division provides support to the entire Court, including human resource management, budget, benefits, training, procurement, grant management, and computer services to support the court's operations.

Common Object Expenditures	FY17 Act	FY18 Act	FY19 Bdgt	FY20 Req	Req Change	FY20 Rec	App Change
51 - Personal Services and Employee Benefits	5,908,908	6,146,580	5,857,256	6,587,991	12.5%	6,245,830	6.6%
52 - Purchased / Contracted Services	1,252,633	1,489,738	1,443,177	1,463,177	1.4%	1,443,177	0.0%
53 - Supplies	68,598	52,273	67,177	67,177	0.0%	67,177	0.0%
54 - Capital Outlays	-	-	87,843	-	-100.0%	-	-100.0%
55 - Interfund / Interdepartmental Charges	5,565	7,096	4,187	4,187	0.0%	8,310	98.5%
61 - Other Financing Uses	-	-	-	562,000	N/A	-	N/A
Total (\$)	7,235,704	7,695,687	7,459,640	8,684,532	16.4%	7,764,494	4.1%

Cost Center Level Expenditures	FY17 Act	FY18 Act	FY19 Bdgt	FY20 Req	Req Change	FY20 Rec	App Change
Administration (03410)	4,614,651	5,013,286	5,238,697	6,279,920	19.9%	5,489,853	4.8%
Probation Services (03420)	2,621,053	2,682,401	2,220,943	2,404,612	8.3%	2,274,640	2.4%
Total (\$)	7,235,704	7,695,687	7,459,640	8,684,532	16.4%	7,764,494	4.1%

Positions	FY17 (12/31)	FY18 (12/31)	FY19 (9/10)	FY20 Req	Req Change	FY20 Rec	App Change
Filled	73	79	78	111	33	80	2
Funded	77	82	80	111	31	80	-

**Note: This department has 94 authorized positions.*

Departmental Notes

Juvenile Court (03400)
Fund (100)
 2020 Budget Request/Recommendation Sheet

Base Budget by Obj Class/ Selected Obj Code	FY19 Budget	FY20 Request	FY20 Recommended	FY20 Approved	Requested Change	Recommended Change	Approved Change
51 - Personal Services & Benefits	5,857,256	6,216,674	5,964,041	-	359,418	106,785	(5,857,256)
Salaries - Full-Time	4,611,419	4,673,343	4,673,343		61,924	61,924	(4,611,419)
Salaries - Adjustments	134,443	134,443	-		-	(134,443)	(134,443)
Insurance	726,560	1,014,000	877,500		287,440	150,940	(726,560)
FICA	345,351	345,810	345,810		459	459	(345,351)
401(a) Match	31,650	41,244	41,244		9,594	9,594	(31,650)
Workers Compensation	7,833	7,833	26,143		-	18,310	(7,833)
Notes	Base target funded 78 positions.						
52 - Purchased / Contracted Services	1,443,177	1,443,177	1,443,177		-	-	(1,443,177)
Notes							
53 - Supplies	67,177	67,177	67,177		-	-	(67,177)
Notes							
54 - Capital Outlays	87,843	-	-		(87,843)	(87,843)	(87,843)
Notes							
55 - Interfund/Interdepartmental Charges	4,187	4,187	8,310		-	4,123	(4,187)
Notes							
Base Budget (Total)	7,459,640	7,731,215	7,482,705	-	271,575	23,065	(7,459,640)

Juvenile Court (03400)
Fund (100)
 2020 Budget Request/Recommendation Sheet

Base Adjustments		FY19 Budget	FY20 Request	FY20 Rec	FY20 Approved	Req Change	Rec Change	Approved Change
B1.	Fund 1 existing position - Juvenile Program Administrator, hired 9/15. <i>[Recommended.]</i>	N/A	67,288	65,538		67,288	65,538	-
B2.	Fund 1 existing position - Clerk of Juvenile Court. <i>[Recommended.]</i>	N/A	92,792	91,042		92,792	91,042	-
Base Adjustments (Total)		-	160,080	156,580	-	160,080	156,580	-

Operating Enhancements		FY19 Budget	FY20 Request	FY20 Rec	FY20 Approved	Req Change	Rec Change	Approved Change
O1.	Increase funds for training. <i>[Not recommended.]</i>	N/A	20,000	-		20,000	-	-
O2.	Fund 4 existing vacant positions - one Court Support Supervisor, one Deputy Clerk, one Chief Deputy Clerk and one Juvenile Probation Officer. <i>[Not recommended.]</i>	N/A	211,238	-		211,238	-	-
O3.	Compensation adjustment estimate. Funding for salaries and benefits to implement the 4% raise for sworn personnel and 2% for non-sworn staff, effective 4/1. <i>[Recommended.]</i>	N/A	N/A	125,209		N/A	125,209	-
Operating Enhancements (Total)		-	231,238	125,209	-	231,238	125,209	-

Capital Enhancements		FY19 Budget	FY20 Request	FY20 Rec	FY20 Approved	Req Change	Rec Change	Approved
C1.	Replacement of court security cameras. <i>[Moved to Contributions - General Fund.]</i>	N/A	62,000	-		62,000	-	-
C1.	Repairs of pedestrian and handicap access. Recommend \$300K, Community Development will fund \$200K. <i>[Moved to Contributions - General Fund.]</i>	N/A	500,000	-		500,000	-	-
Capital Enhancements (Total)		-	562,000	-	-	562,000	-	-

Juvenile Court (03400)
Fund (100)
2020 Budget Request/Recommendation Sheet

Total Budget	7,459,640	8,684,532	7,764,494	-	1,224,892	304,854	(7,459,640)
---------------------	------------------	------------------	------------------	----------	------------------	----------------	--------------------

Juvenile Services (03400)
Juvenile Services Fund (208)
 2020 Budget Request/Recommendation Sheet

Departmental Description

The Juvenile Services Fund accounts for monies received under a Georgia law which allowed supervision fees (O.C.G.A. §15-11-37) to be charged for certain probation services. Juvenile Court uses these fees for housing in nonsecure residential facilities, educational and tutorial services, counseling and diagnostic testing, mediation, transportation to and from court ordered services, truancy intervention, restitution programs, job development or work experience programs, community services and any other service or program needed to meet the best interests, development, and rehabilitation of a child.

Common Object Expenditures	FY17 Act	FY18 Act	FY19 Bdgt	FY20 Req	Req Change	FY20 Rec	Rec Change
52 - Purchased / Contracted Services	43,538	51,682	114,446	109,259	-4.5%	109,259	-4.5%
61 - Other Financing Uses	8,391	-	10,000	10,000	0.0%	10,000	0.0%
Total (\$)	51,929	51,682	124,446	119,259	-4.2%	119,259	-4.2%

Cost Center Level Expenditures	FY17 Act	FY18 Act	FY19 Bdgt	FY20 Req	Req Change	FY20 Rec	Rec Change
Juvenile Services (03425)	51,929	51,682	124,446	119,259	-4.2%	119,259	-4.2%
Total (\$)	51,929	51,682	124,446	119,259	-4.2%	119,259	-4.2%

Positions	FY17 (12/31)	FY18 (12/31)	FY19 (9/10)	FY20 Req	Req Change	FY20 Rec	Rec Change
Filled	N/A	N/A	N/A	N/A	N/A	N/A	N/A
Funded	N/A	N/A	N/A	N/A	N/A	N/A	N/A

**Note: This department has no authorized positions.*

Departmental Notes

Juvenile Services (03400)
Juvenile Services Fund (208)
 2020 Budget Request/Recommendation Sheet

Base Budget by Obj Class/ Selected Obj Code	FY19 Budget	FY20 Request	FY20 Recommended	FY20 Approved	Requested Change	Recommended Change	Approved Change
52 - Purchased / Contracted Services	114,446	109,259	109,259		(5,187)	(5,187)	(114,446)
Notes							
61 - Other Financing Uses	10,000	10,000	10,000		-	-	(10,000)
Notes							
Base Budget (Total)	124,446	119,259	119,259	-	(5,187)	(5,187)	(124,446)
Total Budget	124,446	119,259	119,259	-	(5,187)	(5,187)	(124,446)

Law (00300)**General Fund (100)**

2020 Budget Request/Recommendation Sheet

Departmental Description

The Law Department is responsible for the legal affairs of the county government under the direction of the County Attorney. As the primary legal advisor to the Chief Executive Officer, Board of Commissioners, County elected officials, Board of Health, and county departments, the Law Department is responsible for: providing legal services to its clients; managing and handling civil litigation matters, including trials; providing legal advice and opinions on matters of county business; creating and interpreting ordinances; representing the county's legal position with other jurisdictions and entities; reviewing contracts to which the county is a party; and reviewing legislation pertinent to the affairs of DeKalb County government.

Common Object Expenditures	FY17 Act	FY18 Act	FY19 Bdgt	FY20 Req	Req Change	FY20 Rec	App Change
51 - Personal Services and Employee Benefits	3,665,866	3,581,601	3,904,362	4,202,866	7.6%	4,134,226	5.9%
52 - Purchased / Contracted Services	631,657	579,134	541,450	548,300	1.3%	541,450	0.0%
53 - Supplies	81,788	73,277	107,376	118,096	10.0%	107,376	0.0%
54 - Capital Outlays	9,439	67,872	112,080	124,580	11.2%	112,080	0.0%
55 - Interfunds	-	-	-	-	N/A	3,574	N/A
Total (\$)	4,388,749	4,301,885	4,665,268	4,993,842	7.0%	4,898,706	5.0%

Cost Center Level Expenditures	FY17 Act	FY18 Act	FY19 Bdgt	FY20 Req	Req Change	FY20 Rec	App Change
Law Department (00310)	3,726,847	3,668,799	3,978,206	4,082,577	2.6%	3,987,441	0.2%
Infrastructure Support (00311)	661,902	633,086	687,062	911,265	32.6%	911,265	32.6%
Total (\$)	4,388,749	4,301,885	4,665,268	4,993,842	7.0%	4,898,706	5.0%

Positions	FY17 (12/31)	FY18 (12/31)	FY19 (9/10)	FY20 Req	Req Change	FY20 Rec	App Change
Filled	30	29	27	35	8	34	7
Funded	30	30	34	35	1	34	-

*Note: This department has 37 authorized positions.

Departmental Notes

Law (00300)
General Fund (100)
 2020 Budget Request/Recommendation Sheet

Base Budget by Obj Class/ Selected Obj Code	FY19 Budget	FY20 Request	FY20 Recommended	FY20 Approved	Requested Change	Recommended Change	Approved Change
51 - Personal Services & Benefits	3,904,362	3,407,568	3,354,391	-	(496,794)	(549,971)	(3,904,362)
Salaries	3,262,574	2,771,770	2,771,770		(490,804)	(490,804)	(3,262,574)
Salaries - Temporary	-	-	35,000		-	35,000	-
Salaries - Adjustments	62,643	62,643	-		-	(62,643)	(62,643)
County Match - Grp Ins - Alloc	310,080	351,000	303,750		40,920	(6,330)	(310,080)
County Match - FICA	232,343	201,138	201,138		(31,205)	(31,205)	(232,343)
401(A) Employer Contribution	18,722	21,017	21,017		2,295	2,295	(18,722)
Workers Comp	-	-	3,716		-	3,716	-
Allowance - Automobile	18,000	-	18,000		(18,000)	-	(18,000)
Notes	Base target funded 27 positions.						
52 - Purchased / Contracted Services	541,450	541,450	541,450		-	-	(541,450)
Notes	Other Prof. Svcs. (outside counsel) \$456K.						
53 - Supplies	107,376	107,376	107,376		-	-	(107,376)
Notes	Law information subscriptions \$56K.						
54 - Capital Outlays	112,080	112,080	112,080		-	-	(112,080)
Notes	Upgrade Adobe Acrobat, PST Viewer subscription \$38K; Ergonomic furniture upgrades \$62K.						
55 - Interfunds	-	-	3,574		-	3,574	-
Notes							
Base Budget (Total)	4,665,268	4,168,474	4,118,871	-	(496,794)	(546,397)	(4,665,268)

Law (00300)
General Fund (100)
 2020 Budget Request/Recommendation Sheet

Base Adjustments		FY19 Budget	FY20 Request	FY20 Rec	FY20 Approved	Req Change	Rec Change	Approved Change
B1.	Fund six vacant positions - Cost Center 00310 Law - Four Asst. County Attorneys and two Paralegals. Funding for 12 months for three; Ten months for two; 11 months for one. <i>[Recommended.]</i>	N/A	634,183	624,418		634,183	624,418	-
B2.	Fund one vacant position - Cost Center 00311 Infrastructure Supp - Fund one vacant Asst County Attorney III for 12 months. <i>[Recommended.]</i>	N/A	111,901	110,151		111,901	110,151	-
Base Adjustments (Total)		-	746,084	734,569	-	746,084	734,569	-

Operating Enhancements		FY19 Budget		FY20 Rec	FY20 Approved	Req Change	Rec Change	Approved Change
O1.	Fund one vacant position - Cost Center 00310 Law - Asst County Attorney IV, ten months funding. Part of B1 above, but above the Mid-Year FY19 funding level. <i>[Not recommended.]</i>	N/A	79284	-		79284	-	-
O2.	Compensation adjustment estimate - Funding for salaries and benefits to implement the 2% raise for non-sworn staff, effective 4/1. <i>[Recommended.]</i>	N/A	N/A	45,266		N/A	45,266	-
Operating Enhancements (Total)		-	79,284	45,266	-	79,284	45,266	-

Total Budget		4,665,268	4,993,842	4,898,706	-	328,574	233,438	(4,665,268)
---------------------	--	------------------	------------------	------------------	---	----------------	----------------	--------------------

Library (06800)**General Fund (100)**

2020 Budget Request/Recommendation Sheet

Departmental Description

DeKalb County Public Library provides information, educational resources, recreational reading, literacy services and literary programs to DeKalb County residents through its system of twenty-two (22) branch libraries and online virtual eBranch. Services to the public are supported by the Library Administrative Center. The Library offers a collection of nearly 1 million books, magazines, newspapers, music CDs, DVDs, eBooks, audiobooks and electronic resource databases. The Library employs a highly trained staff of professional librarians supported by paraprofessional staff to locate materials and answer reference questions using electronic and print resources. Library staff also plan, provide and implement a large variety of programs to meet the needs of library branch communities. Programs range from storytimes, specifically designed to build and foster early literacy skills, to job searching classes, to cultural events and exhibits, to author talks presented by the Georgia Center for the Book. The Library also supports a network of over 900 PCs and offers extensive electronic resources accessible from inside and outside the Library through the Library's website. Additionally, the Library offers numerous public meeting spaces, including multi-purpose rooms, conference rooms, small study spaces and two theater style auditoriums.

Common Object Expenditures	FY17 Act	FY18 Act	FY19 Bdgt	FY20 Req	Req Change	FY20 Rec	Rec Change
51 - Personal Services and Employee Benefits	14,124,471	14,859,692	15,477,449	18,995,105	22.7%	16,698,170	7.9%
52 - Purchased / Contracted Services		122,400	130,174	130,174	0.0%	130,174	0.0%
53 - Supplies	776,505	2,014,386	1,953,954	1,953,954	0.0%	1,953,954	0.0%
55 - Interfund / Interdepartmental Charges	31,512	30,188	38,036	38,036	0.0%	37,771	-0.7%
57 - Other Costs	1,836,240	1,921,238	1,951,240	2,071,240	6.1%	1,921,240	-1.5%
61 - Other Financing Uses	-	-	-	727,000	N/A	-	N/A
Total (\$)	16,768,728	18,947,904	19,550,853	23,915,509	22.3%	20,741,309	6.1%

Cost Center Level Expenditures	FY17 Act	FY18 Act	FY19 Bdgt	FY20 Req	Req Change	FY20 Rec	Rec Change
Administration (06810)	4,267,741	4,593,362	4,645,476	4,963,765	6.9%	4,544,308	-2.2%
Automation (06850)	355,108	394,370	364,027	677,956	86.2%	452,322	24.3%
Circulation (06830)	4,228,954	4,475,686	4,614,095	6,027,390	30.6%	5,391,714	16.9%
Information Services (06820)	5,600,208	5,720,408	6,221,247	7,397,597	18.9%	6,384,734	2.6%
Maintenance & Operations (06860)	1,107,562	1,219,576	1,094,049	2,084,523	90.5%	1,256,746	14.9%
Technical Services (06840)	1,209,155	2,544,503	2,611,959	2,764,278	5.8%	2,711,485	3.8%
Total (\$)	16,768,728	18,947,904	19,550,853	23,915,509	22.3%	20,741,309	6.1%

Positions	FY17 (12/31)	FY18 (12/31)	FY19 (9/10)	FY20 Req	Req Change	FY20 Rec	Rec Change
Filled	236	239	248	265	17	248	-
Funded	230	239	239	267	17	248	9

*Note: This department has 265 authorized positions.

Departmental Notes

Library (06800)
General Fund (100)
2020 Budget Request/Recommendation Sheet

17 vacant positions requested, 2 existing filled positions.

Library (06800)
General Fund (100)
2020 Budget Request/Recommendation Sheet

Base Budget by Obj Class/ Selected Obj Code	FY19 Budget	FY20 Request	FY20 Recommended	FY20 Approved	Requested Change	Recommended Change	Approved Change
51 - Personal Services & Benefits	15,477,449	16,912,425	16,522,148	-	1,434,976	1,044,699	(15,477,449)
Salaries - Full-Time	10,154,539	10,508,359	10,539,559		353,820	385,020	(10,154,539)
Salaries - Part-Time	355,382	355,382	355,382		-	-	(355,382)
Salaries - Overtime	4,321	4,321	4,321		-	-	(4,321)
Insurance	2,179,680	3,211,000	2,778,750		1,031,320	599,070	(2,179,680)
FICA	776,839	803,889	803,889		27,050	27,050	(776,839)
County Match - Other Pension	1,911,131	1,911,131	1,904,859		-	(6,272)	(1,911,131)
401(a) Match	88,558	111,344	111,344		22,786	22,786	(88,558)
Workers Compensation	6,999	6,999	24,044		-	17,045	(6,999)
Notes	Base target funded 248 positions, which exceeds FY19 funded positions of 239.						
52 - Purchased / Contracted Services	130,174	130,174	130,174		-	-	(130,174)
Notes							
53 - Supplies	1,953,954	1,953,954	1,953,954		-	-	(1,953,954)
Notes							
55 - Interfund/Interdepartmental Charges	38,036	38,036	37,771		-	(265)	(38,036)
Notes							
57 - Other Costs	1,951,240	1,921,240	1,921,240		(30,000)	(30,000)	(1,951,240)
Notes							
Base Budget (Total)	19,550,853	20,955,829	20,565,287	-	1,404,976	1,014,434	(19,550,853)

Library (06800)
General Fund (100)
2020 Budget Request/Recommendation Sheet

Operating Enhancements		FY19 Budget	FY20 Request	FY20 Rec	FY20 Approved	Req Change	Rec Change	Approved Change
O1.	Service restoration - Thursday evening and Sunday hours for Chamblee, Wesley Chapel, Tucker, Stonecrest, and Decatur. <i>[Not recommended.]</i>	N/A	436,800	-		436,800	-	-
O2.	Service restoration - Thursday evening and Sunday hours for Chamblee, Wesley Chapel, Tucker, Stonecrest, and Decatur. <i>[Not recommended.]</i>	N/A	345,348	-		345,348	-	-
O3.	"Take the Internet Home" hotspot check-out program -Program has been mostly paid for with private grant funding from the DeKalb Library Foundation. There are 250 units available to patrons, which are near constant circulation. <i>[Not recommended.]</i>	N/A	150,000	-		150,000	-	-
O4.	Compensation adjustment estimate - Funding for salaries and benefits to implement the 2% raise for non-sworn staff, effective 4/1. <i>[Recommended.]</i>	N/A	N/A	176,022		N/A	176,022	-
O5.	Fund three vacant existing positions - Office Assistant , Payroll/Personnel Assistant, Accounting Technician. <i>[Not recommended.]</i>	N/A	112,421	-		112,421	-	-
O6.	Fund five existing vacant positions - Principal Librarian, Librarian , 2 Librarian Senior, and Librarian Technician. <i>[Not recommended.]</i>	N/A	294,217	-		294,217	-	-

Library (06800)
General Fund (100)
 2020 Budget Request/Recommendation Sheet

O7.	Fund six vacant existing positions - 4 Library Technicians, Library Specialist (filled 9/23/19), Library Technician. <i>[Not recommended.]</i>	N/A	219,404	-		219,404	-	-
O8.	Fund vacant existing Library Technician position. <i>[Not recommended.]</i>	N/A	32,670	-		32,670	-	-
O9.	Fund vacant existing Department IT Specialist position. <i>[Not recommended.]</i>	N/A	55,511	-		55,511	-	-
O10.	Fund existing filled Custodian position. <i>[Not recommended.]</i>	N/A	31,230	-		31,230	-	-
O11.	Salaries adjustment - based on pay and class study implemented in 2016. <i>[Not recommended.]</i>	N/A	101,346	-		101,346	-	-
O12.	Salaries adjustment - based on pay and class study implemented in 2016. <i>[Not recommended.]</i>	N/A	287,096	-		287,096	-	-
O13.	Salaries adjustment - based on pay and class study implemented in 2016. <i>[Not recommended.]</i>	N/A	70,924	-		70,924	-	-
O14.	Salaries adjustment - based on pay and class study implemented in 2016. <i>[Not recommended.]</i>	N/A	20,123	-		20,123	-	-
O16.	Salaries adjustment - based on pay and class study implemented in 2016. <i>[Not recommended.]</i>	N/A	6,044	-		6,044	-	-
O17.	Salaries adjustment - based on pay and class study implemented in 2016. <i>[Not recommended.]</i>	N/A	69,546	-		69,546	-	-
Operating Enhancements (Total)		-	2,232,680	176,022	-	2,232,680	176,022	-

Capital Enhancements		FY19 Budget	FY20 Request	FY20 Rec	FY20 Approved	Req Change	Rec Change	Approved
C1.	Fund HVAC upgrades for five libraries. <i>[Moved to Contributions - General Fund.]</i>	N/A	602,000	-		602,000	-	-

Library (06800)
General Fund (100)
 2020 Budget Request/Recommendation Sheet

C2.	Fund installation of security cameras for four libraries . <i>[Moved to Contributions - General Fund.]</i>	N/A	125,000	-		125,000	-	-
Capital Enhancements (Total)		-	727,000	-	-	727,000	-	-
Total Budget		19,550,853	23,915,509	20,741,309	-	4,364,656	1,190,456	(19,550,853)

Magistrate Court (04800)
General Fund (100)
 2020 Budget Request/Recommendation Sheet

Departmental Description

The Magistrate Court of DeKalb County presides over the application for, and issuance of arrest and search warrants. The judges in the Criminal Division set bonds for defendants charged with all misdemeanors and felony offenses, unless the setting of bond for such felony offense can only be set by a Superior Court Judge. The Judges in Criminal Division preside at preliminary hearings to determine whether there is probable cause to justify the case being committed for trial in a court of competent jurisdiction. The Criminal Division is available to county, city and other law enforcement agencies 24 hours per day, seven days per week and is open to the public sixteen hours per day, seven days per week. The Court hears dispossession actions, garnishment actions, small claims, where the amount to be claimed does not exceed \$15,000, and nuisance abatement actions, code enforcement matters, animal control cases and criminal ordinance violations.

Common Object Expenditures	FY17 Act	FY18 Act	FY19 Bdgt	FY20 Req	Req Change	FY20 Rec	Rec Change
51 - Personal Services and Employee Benefits	3,354,810	3,447,873	3,218,935	4,113,540	27.8%	3,677,682	14.3%
52 - Purchased / Contracted Services	178,283	167,330	236,695	216,695	-8.4%	216,695	-8.4%
53 - Supplies	64,215	53,236	57,514	87,514	52.2%	57,514	0.0%
54 - Capital Outlays	15,578	5,767	-	-	N/A	-	N/A
55 - Interfund/Interdepartmental Charges	7,299	12,663	-	-	N/A	-	N/A
57 - Other Costs	154	2,985	3,000	3,000	0.0%	3,000	0.0%
61 - Other Financing Uses	3,696	-	262,000	466,640	78.1%	12,000	-95.4%
Total (\$)	3,624,036	3,689,854	3,778,144	4,887,389	29.4%	3,966,891	5.0%

Cost Center Level Expenditures	FY17 Act	FY18 Act	FY19 Bdgt	FY20 Req	Req Change	FY20 Rec	Rec Change
Magistrate Court (04810)	3,624,036	3,689,854	3,778,144	4,887,389	29.4%	3,966,891	5.0%
Total (\$)	3,624,036	3,689,854	3,778,144	4,887,389	29.4%	3,966,891	5.0%

Positions	FY17 (12/31)	FY18 (12/31)	FY19 (9/10)	FY20 Req	Req Change	FY20 Rec	Rec Change
Filled	15	18	19	29	10	23	4
Funded	15	16	23	29	6	23	-

*Note: This department has 26 authorized positions.

Departmental Notes

Department requested funding for five new part-time associate magistrate judges positions.

Magistrate Court (04800)
General Fund (100)
2020 Budget Request/Recommendation Sheet

Base Budget by Obj Class/ Selected Obj Code	FY19 Budget	FY20 Request	FY20 Recommended	FY20 Approved	Requested Change	Recommended Change	Approved Change
51 - Personal Services & Benefits	3,218,935	3,428,348	3,339,246	-	209,413	120,311	(3,218,935)
Salaries - Full-Time	1,464,722	1,614,786	1,520,523		150,064	55,801	(1,464,722)
Salaries - Part-Time	1,258,304	1,258,304	1,258,304		-	-	(1,258,304)
Salaries - Adjustments	30,730	30,730	-		-	(30,730)	(30,730)
Salaries - Overtime	97,602	3,339	97,602		(94,263)	-	(97,602)
Insurance	188,480	273,000	239,750		84,520	51,270	(188,480)
FICA	167,018	237,496	199,735		70,478	32,717	(167,018)
401(a) Match	12,079	10,693	10,693		(1,386)	(1,386)	(12,079)
Workers Compensation	-	-	12,639		-	12,639	-
Notes	Base target funded 19 positions.						
52 - Purchased / Contracted Services	236,695	216,695	216,695		(20,000)	(20,000)	(236,695)
Notes							
53 - Supplies	57,514	57,514	57,514		0	-	(57,514)
Notes							
57 - Other Costs	3,000	3,000	3,000		-	-	(3,000)
Notes							
61 - Other Financing Charges	262,000	12,000	12,000		(250,000)	(250,000)	(262,000)
Base Budget (Total)	3,778,144	3,717,558	3,628,455	-	(60,586)	(149,689)	(3,778,144)

Magistrate Court (04800)
General Fund (100)
 2020 Budget Request/Recommendation Sheet

Base Adjustments		FY19 Budget	FY20 Request	FY20 Rec	FY20 Approved	Req Change	Rec Change	Approved Change
B1.	Fund 2% increases for judges that was effective July 1. <i>[Recommended.]</i>	N/A	7,261	7,261		7,261	7,261	-
B2.	Fund four existing positions - One Clinical Evaluator and three Pre-trial Release Officers (hired 9/11, 9/7, 10/5 and 11/4). <i>[Recommended.]</i>	N/A	311,478	304,478		311,478	304,478	-
Base Adjustments (Total)		-	318,739	311,739	-	318,739	311,739	-

Operating Enhancements		FY19 Budget	FY20 Request	FY20 Rec	FY20 Approved	Req Change	Rec Change	Approved Change
O1.	Fund one existing vacant position - Administrative Specialist. <i>[Not recommended.]</i>	N/A	38,435	-		38,435	-	-
O2.	Fund ten new positions - five part-time Associate Judges, one Administrative Coordinator, one Judicial Law Clerk, two Deputy Clerks and one Grants Coordinator and \$30K for office supplies. <i>[Not recommended.]</i>	N/A	358,017	-		358,017	-	-
O3.	Compensation adjustment estimate - Funding for salaries and benefits to implement the 2% raise for non-sworn staff, effective 4/1. <i>[Recommended.]</i>	N/A	N/A	26,697		N/A	26,697	-
Operating Enhancements (Total)		-	396,452	26,697	-	396,452	26,697	-

Capital Enhancements		FY19 Budget	FY20 Request	FY20 Rec	FY20 Approved	Req Change	Rec Change	Approved Change
C1.	Fund cost of self represented litigants center. <i>[Moved to Contributions - General Fund.]</i>	N/A	275,000	-		275,000	-	-

Magistrate Court (04800)
General Fund (100)
 2020 Budget Request/Recommendation Sheet

C2.	Fund audiovisual upgrades for six courtrooms. <i>[Moved to Contributions - General Fund.]</i>	N/A	150,000	-		150,000	-	-
C3.	Fund pre-trial renovations. <i>[Moved to Contributions - General Fund.]</i>	N/A	29,640	-		29,640	-	-
Capital Enhancements (Total)		-	454,640	-	-	454,640	-	-
Total Budget		3,778,144	4,887,389	3,966,891	-	1,109,245	188,747	(3,778,144)

Medical Examiner (04300)**General Fund (100)**

2020 Budget Request/Recommendation Sheet

Departmental Description

The Medical Examiner's office conducts inquiries into reported deaths within the jurisdictional boundaries of DeKalb County, Georgia. This authority is outlined under the provisions of the Georgia Death Investigations Act (O.C.G.A. 45-16-20). These inquiries include, but are not limited to, deaths reported by law enforcement agencies and medical institutions, deaths requiring scene investigations, post mortem examinations (autopsies), toxicology analysis, review of documented evidence, and medical records. A Medical Examiner's Inquiry is initiated on all deaths that are within the purview of the Georgia Death Investigations Act, O.C.G.A. 45-16-20. The Medical Examiner's Office will be notified on the following types of deaths: 1. As a result of violence; 2. By suicide or casualty; 3. Suddenly, when in apparent good health; 4. When unattended by a physician; 5. In any suspicious or unusual manner with particular attention paid to those persons under 16 years of age; 6. After birth, but before seven years of age if the death is unexpected or unexplained; 7. When an inmate of a state hospital or a state or county penal institute; 8. After having been admitted to a hospital in an unconscious state and without regaining consciousness within 24 hours of admission.

Common Object Expenditures	FY17 Act	FY18 Act	FY19 Bdgt	FY20 Req	Req Change	FY20 Rec	Rec Change
51 - Personal Services and Employee Benefits	1,250,389	1,297,994	1,277,679	1,459,556	14.2%	1,401,051	9.7%
52 - Purchased / Contracted Services	858,415	1,259,855	1,312,194	1,326,194	1.1%	1,312,194	0.0%
53 - Supplies	115,889	132,465	131,941	170,038	28.9%	131,941	0.0%
54 - Capital Outlays	44,417	42,722	36,723	224,607	511.6%	36,723	0.0%
55 - Interfund/Interdepartmental Charges	112,886	117,781	120,286	120,286	0.0%	138,010	14.7%
Total (\$)	2,381,996	2,850,817	2,878,823	3,300,681	14.7%	3,019,919	4.9%

Cost Center Level Expenditures	FY17 Act	FY18 Act	FY19 Bdgt	FY20 Req	Req Change	FY20 Rec	Rec Change
Medical Examiner (04310)	2,381,996	2,850,817	2,878,823	3,300,681	14.7%	3,019,919	4.9%
Total (\$)	2,381,996	2,850,817	2,878,823	3,300,681	14.7%	3,019,919	4.9%

Positions	FY17 (12/31)	FY18 (12/31)	FY19 (9/10)	FY20 Req	Req Change	FY20 Rec	Rec Change
Filled	16	15	17	18	1	18	1
Funded	16	16	18	18	-	18	-

*Note: This department has 20 authorized positions.

Departmental Notes

1 existing vacant position requested.

Medical Examiner (04300)
General Fund (100)
2020 Budget Request/Recommendation Sheet

Base Budget by Obj Class/ Selected Obj Code	FY19 Budget	FY20 Request	FY20 Recommended	FY20 Approved	Requested Change	Recommended Change	Approved Change
51 - Personal Services & Benefits	1,277,679	1,388,003	1,331,581	-	110,324	53,902	(1,277,679)
Salaries - Full-Time	994,913	1,023,629	1,023,493		28,716	28,580	(994,913)
Salaries - Adjustments	26,536	26,536	-		-	(26,536)	(26,536)
Salaries - Overtime	21,765	21,765	21,765		-	-	(21,765)
Insurance	148,960	221,000	191,250		72,040	42,290	(148,960)
FICA	71,048	78,308	78,308		7,260	7,260	(71,048)
401(a) Match	4,430	6,738	6,738		2,308	2,308	(4,430)
Allowances	10,027	10,027	10,027		-	-	(10,027)
Notes	Base target funded 17 positions.						
52 - Purchased / Contracted Services	1,312,194	1,312,194	1,312,194		-	-	(1,312,194)
Notes							
53 - Supplies	131,941	131,941	131,941		-	-	(131,941)
Notes							
54 - Capital Outlays	36,723	36,723	36,723		-	-	(36,723)
Notes							
55 - Interfund/Interdepartmental Charges	120,286	120,286	138,010		-	17,724	(120,286)
Notes	Interfund Adjustments						
Base Budget (Total)	2,878,823	2,989,147	2,950,449	-	110,324	71,626	(2,878,823)

Medical Examiner (04300)
General Fund (100)
 2020 Budget Request/Recommendation Sheet

Base Adjustments		FY19 Budget	FY20 Request	FY20 Rec	FY20 Approved	Req Change	Rec Change	Approved Change
B1.	Fund one existing position - Office Assistant position. <i>[Recommended.]</i>	N/A	46,985	45,235		46,985	45,235	-
Base Adjustments (Total)		-	46,985	45,235	-	46,985	45,235	-

Operating Enhancements		FY19 Budget	FY20 Request	FY20 Rec	FY20 Approved	Req Change	Rec Change	Approved Change
O1.	Fund subscription based case management system - In collaboration with IT, to replace an antiquated Microsoft Database for records and data management and compliance. New system incorporates all aspects of workflow, including access for external stakeholders. <i>[Not Recommended.]</i>	N/A	19,139	-		19,139	-	-
O2.	Fund four vehicle upgrades - Replacing four vehicles currently exceeding 100K miles and are slated for replacement. Upgrade requested to Chevy Tahoes, which accommodate emergency installation and required investigator equipment. <i>[Not recommended.]</i>	N/A	168,745	-		168,745	-	-
O3.	Fund increase operating supplies - Additional funds requested to accommodate an increase in caseload resulting in an increased usage of general supplies, equipment and services. <i>[Not Recommended.]</i>	N/A	10,597	-		10,597	-	-
O4.	Fund purchase of body bags. <i>[Not Recommended.]</i>	N/A	17,500	-		17,500	-	-

Medical Examiner (04300)
General Fund (100)
 2020 Budget Request/Recommendation Sheet

O5.	Fund base adjustment for increased biohazard waste disposal. <i>[Not Recommended.]</i>	N/A	14,000	-		14,000	-	-
O6.	Fund tools and small equipment. As recommended by the National Association of Medical Examiner's and the American Board of Medico Legal Death Investigators. <i>[Not Recommended.]</i>	N/A	10,000	-		10,000	-	-
O7.	Fund salary supplements. 4% salary adjustments, retirement payout. <i>[Not recommended; see enhancements O8. and O9.]</i>	N/A	24,569	-		24,569	-	-
O8.	Compensation adjustment estimate - Funding for salaries and benefits to implement the 2% raise for non-sworn staff, effective 4/1. <i>[Recommended.]</i>	N/A	N/A	12,574		N/A	12,574	-
O9.	Compensation adjustment estimate - Funding for salaries and benefits to implement the 4% raise for sworn staff, effective 1/1. <i>[Recommended.]</i>	N/A	N/A	11,661		N/A	11,661	-
Operating Enhancements (Total)		-	264,550	24,235	-	264,550	24,235	-
Total Budget		2,878,823	3,300,682	3,019,919	-	421,859	141,096	(2,878,823)

Non-Departmental (09100)
Designated Fund (271)
 2020 Budget Request/Recommendation Sheet

Departmental Description

The Non-Departmental departments are in five of the eight Tax Funds. They are entities created to account for transactions in those funds that are not operational in nature, are not controllable by operating departments, or pertain to more than one operating department in a way that is not rationally allocable.

Common Object Expenditures	FY17 Act	FY18 Act	FY19 Bdgt	FY20 Req	Req Change	FY20 Rec	Rec Change
51 - Personal Services and Employee Benefits	15,000	15,000	15,002	15,002	0.0%	4,158	-72.3%
55 - Interfund / Interdepartmental Charges	4,510,033	4,553,652	4,521,779	4,521,779	0.0%	4,590,981	1.5%
57 - Other Costs	150,000	1,511,298	1,243,000	118,000	-90.5%	160,000	-87.1%
61 - Other Financing Uses	5,840,387	-	-	-	N/A	-	N/A
70 - Retirement Services	103,486	65,813	96,610	96,610	0.0%	-	-100.0%
Total (\$)	10,618,906	6,145,763	5,876,391	4,751,391	-19.1%	4,755,139	-19.1%

Cost Center Level Expenditures	FY17 Act	FY18 Act	FY19 Bdgt	FY20 Req	Req Change	FY20 Rec	Rec Change
Designated Services (09120)	10,618,906	6,145,763	5,876,391	4,751,391	-19.1%	4,755,139	-19.1%
Total (\$)	10,618,906	6,145,763	5,876,391	4,751,391	-19.1%	4,755,139	-19.1%

Positions	FY17 (12/31)	FY18 (12/31)	FY19 (9/10)	FY20 Req	Req Change	FY20 Rec	Rec Change
Filled	N/A	N/A	N/A	N/A	N/A	N/A	N/A
Funded	N/A	N/A	N/A	N/A	N/A	N/A	N/A

**Note: Non-Departmental has no authorized positions.*

Departmental Notes

Non-Departmental (09100)
Designated Fund (271)
2020 Budget Request/Recommendation Sheet

Base Budget by Obj Class/ Selected Obj Code		FY19 Budget	FY20 Request	FY20 Recommended	FY20 Approved	Requested Change	Recommended Change	Approved Change
51 - Personal Services & Benefits		15,002	15,002	4,158	-	-	(10,844)	(15,002)
Notes	Unemployment insurance.	15,002	15,002	4,158		-	(10,844)	(15,002)
55 - Interfund / Interdepartmental Charges		4,521,779	4,521,779	4,590,981	-	-	69,202	(4,521,779)
Notes	General Fund Admin Chg (551113)	4,259,161	4,259,161	4,259,160		-	(1)	(4,259,161)
	Risk Management Charges (551114, 552403, 552409)	113,356	113,356	201,774		-	88,418	(113,356)
	Non-Immunity Judgement (552203)	149,262	149,262	130,047		-	(19,215)	(149,262)
57 - Other Costs		1,243,000	118,000	160,000	-	(1,125,000)	(1,083,000)	(1,243,000)
Notes	Reserve for Appropriations (579002)	1,125,000				(1,125,000)	(1,125,000)	(1,125,000)
	Misc reserves (579099)	(32,000)	(32,000)	10,000		-	42,000	32,000
	Stormwater Fees (573060)	150,000	150,000	150,000		-	-	(150,000)
71 - Retirement Services		96,610	96,610	-		-	(96,610)	(96,610)
Notes	Early retirement (2010 loan from Pension Fund)							
Base Budget (Total)		5,876,391	4,751,391	4,755,139	-	(1,125,000)	(1,121,252)	(5,876,391)
Total Budget		5,876,391	4,751,391	4,755,139	-	(1,125,000)	(1,121,252)	(5,876,391)

Non-Departmental (09100)
Fire Fund (270)
 2020 Budget Request/Recommendation Sheet

Departmental Description

The Non-Departmental departments are in five of the eight Tax Funds. They are entities created to account for transactions in those funds that are not operational in nature, are not controllable by operating departments, or pertain to more than one operating department in a way that is not rationally allocable.

Common Object Expenditures	FY17 Act	FY18 Act	FY19 Bdgt	FY20 Req	Req Change	FY20 Rec	Rec Change
51 - Personal Services and Employee Benefits	27,228	27,228	27,223	27,223	0.0%	10,446	-61.6%
55 - Interfund / Interdepartmental Charges	5,046,901	5,115,468	5,075,880	5,075,880	0.0%	5,325,638	4.9%
57 - Other Costs	12,000	793,211	12,000	12,000	0.0%	22,000	83.3%
61 - Other Financing Uses	260,275	-	-	-	N/A	-	N/A
70 - Retirement Services	137,064	137,094	201,247	201,247	0.0%		-100.0%
Total (\$)	5,483,468	6,073,001	5,316,350	5,316,350	0.0%	5,358,084	0.8%

Cost Center Level Expenditures	FY17 Act	FY18 Act	FY19 Bdgt	FY20 Req	Req Change	FY20 Rec	Rec Change
Fire (09115)	5,483,468	6,073,001	5,316,350	5,316,350	0.0%	5,358,084	0.8%
Total (\$)	5,483,468	6,073,001	5,316,350	5,316,350	0.0%	5,358,084	0.8%

Positions	FY17 (12/31)	FY18 (12/31)	FY19 (9/10)	FY20 Req	Req Change	FY20 Rec	Rec Change
Filled	N/A	N/A	N/A	N/A	N/A	N/A	N/A
Funded	N/A	N/A	N/A	N/A	N/A	N/A	N/A

**Note: Non-Departmental has no authorized positions.*

Departmental Notes

Non-Departmental (09100)
Fire Fund (270)
 2020 Budget Request/Recommendation Sheet

Base Budget by Obj Class/ Selected Obj Code		FY19 Budget	FY20 Request	FY20 Recommended	FY20 Approved	Requested Change	Recommended Change	Approved Change
51 - Personal Services & Benefits		27,223	27,223	10,446	-	-	(16,777)	(27,223)
Notes	Unemployment insurance.	27,223	27,223	10,446		-	(16,777)	(27,223)
55 - Interfund / Interdepartmental Charges		5,075,880	5,075,880	5,325,638	-	-	249,758	(5,075,880)
Notes	General Fund Admin Chg (551113)	4,639,429	4,639,429	4,639,429		-	-	(4,639,429)
	Risk Management Charges (551114, 552403, 552409)	165,598	165,598	475,207		-	309,609	(165,598)
	Non-Immunity Judgement (552203)	270,853	270,853	211,002		-	(59,851)	(270,853)
57 - Other Costs		12,000	12,000	22,000	-	-	10,000	(12,000)
Notes	Misc reserves (579099)	-	-	10,000		-	10,000	-
	Stormwater Fees (573060)	12,000	12,000	12,000		-	-	(12,000)
71 - Retirement Services		201,247	201,247	-		-	(201,247)	(201,247)
Notes	Early retirement (2010 loan from Pension Fund)							
Base Budget (Total)		5,316,350	5,316,350	5,358,084	-	-	41,734	(5,316,350)
Total Budget		5,316,350	5,316,350	5,358,084	-	-	41,734	(5,316,350)

Non-Departmental (09100)
General Fund (100)
 2020 Budget Request/Recommendation Sheet

Departmental Description

The Non-Departmental departments are in five of the eight Tax Funds. They are entities created to account for transactions in those funds that are not operational in nature, are not controllable by operating departments, or pertain to more than one operating department in a way that is not rationally allocable.

Common Object Expenditures	FY17 Act	FY18 Act	FY19 Bdgt	FY20 Req	Req Change	FY20 Rec	Rec Change
51 - Personal Services and Employee Benefits	132,101	356,385	117,067	117,067	0.0%	41,063	-64.9%
52 - Purchased / Contracted Services	457,164	381,913	749,765	749,765	0.0%	800,000	6.7%
53 - Supplies	-	5,000	-	-	N/A	-	N/A
55 - Interfund / Interdepartmental Charges	1,699,068	1,982,124	1,832,166	1,832,166	0.0%	3,008,651	64.2%
57 - Other Costs	870,038	3,573,437	2,289,400	1,019,400	-55.5%	950,000	-58.5%
61 - Other Financing Uses	14,051,152	2,662,478	2,225,000	360,000	-83.8%	1,650,000	-25.8%
70 - Retirement Services	456,056	472,764	693,994	693,994	0.0%	-	-100.0%
Total (\$)	17,665,580	9,434,102	7,907,392	4,772,392	-39.6%	6,449,714	-18.4%

Cost Center Level Expenditures	FY17 Act	FY18 Act	FY19 Bdgt	FY20 Req	Req Change	FY20 Rec	Rec Change
General (09110)	17,665,580	9,434,102	7,907,392	4,772,392	-39.6%	6,449,714	-18.4%
Total (\$)	17,665,580	9,434,102	7,907,392	4,772,392	-39.6%	6,449,714	-18.4%

Positions	FY17 (12/31)	FY18 (12/31)	FY19 (9/10)	FY20 Req	Req Change	FY20 Rec	Rec Change
Filled	N/A	N/A	N/A	N/A	N/A	N/A	N/A
Funded	N/A	N/A	N/A	N/A	N/A	N/A	N/A

**Note: Non-Departmental has no authorized positions.*

Departmental Notes

Non-Departmental (09100)
General Fund (100)
2020 Budget Request/Recommendation Sheet

Base Budget by Obj Class/ Selected Obj Code		FY19 Budget	FY20 Request	FY20 Recommended	FY20 Approved	Requested Change	Recommended Change	Approved Change
51 - Personal Services & Benefits		117,067	117,067	41,063	-	-	(76,004)	(117,067)
Notes	Unemployment insurance.	117,067	117,067	41,063		-	(76,004)	(117,067)
52 - Purchased/Contracted Services		749,765	749,765	800,000	-	-	50,235	(749,765)
Notes	Federal/State/Local Representation	749,765	749,765	500,000		-	(249,765)	(749,765)
	DeKalb Works (521209)	-	-	300,000		-	300,000	-
55 - Interfund / Interdepartmental Charges		1,832,166	1,832,166	3,008,651	-	-	1,176,485	(1,832,166)
Notes	Risk Management Charges	667,412	667,412	1,934,905		-	1,267,493	(667,412)
	Non-Immunity Judgement (552203)	1,164,754	1,164,754	1,073,746		-	(91,008)	(1,164,754)
57 - Other Costs		2,289,400	1,019,400	950,000	-	(1,270,000)	(1,339,400)	(2,289,400)
Notes	Atlanta Regional Commission (572002)	789,400	789,400	820,000		-	30,600	(789,400)
	Reserve for Appropriations (579002)	1,270,000	-	-		(1,270,000)	(1,270,000)	(1,270,000)
	Misc reserves (579099)	110,000	110,000	10,000		-	(100,000)	(110,000)
	Stormwater Fees (573060)	120,000	120,000	120,000		-	-	(120,000)
61 - Other Financing Uses		2,225,000	360,000	1,650,000	-	(1,865,000)	(575,000)	(2,225,000)
Notes	Misc grant matches (611250)	825,000	360,000	-		(465,000)	(825,000)	(825,000)
	Tax Allocation Dist transfer (611350)	1,400,000	-	1,650,000		(1,400,000)	250,000	(1,400,000)
71 - Retirement Services		693,994	693,994	-		-	(693,994)	(693,994)
Notes	Early retirement (2010 loan from Pension Fund)							
Base Budget (Total)		7,907,392	4,772,392	6,449,714	-	(6,270,000)	(2,145,358)	(15,003,723)
Total Budget		7,907,392	4,772,392	6,449,714	-	(6,270,000)	(2,145,358)	(15,003,723)

Non-Departmental (09100)
Police Fund (274)
 2020 Budget Request/Recommendation Sheet

Departmental Description

The Non-Departmental departments are in five of the eight Tax Funds. They are entities created to account for transactions in those funds that are not operational in nature, are not controllable by operating departments, or pertain to more than one operating department in a way that is not rationally allocable.

Common Object Expenditures	FY17 Act	FY18 Act	FY19 Bdgt	FY20 Req	Req Change	FY20 Rec	Rec Change
51 - Personal Services and Employee Benefits	51,660	51,660	51,665	51,665	0.0%	13,581	-73.7%
55 - Interfund / Interdepartmental Charges	9,421,882	9,518,088	9,436,467	9,436,467	0.0%	9,570,099	1.4%
57 - Other Costs	-	807,687	-	-	N/A	-	N/A
61 - Other Financing Uses	600,000	-	-	-	N/A	-	N/A
70 - Retirement Services	119,934	167,982	246,589	246,589	0.0%	-	-100.0%
Total (\$)	10,193,476	10,545,417	9,734,721	9,734,721	0.0%	9,583,680	-1.6%

Cost Center Level Expenditures	FY17 Act	FY18 Act	FY19 Bdgt	FY20 Req	Req Change	FY20 Rec	Rec Change
Police Services (09140)	10,193,476	10,545,417	9,734,721	9,734,721	0.0%	9,583,680	-1.6%
Total (\$)	10,193,476	10,545,417	9,734,721	9,734,721	0.0%	9,583,680	-1.6%

Positions	FY17 (12/31)	FY18 (12/31)	FY19 (9/10)	FY20 Req	Req Change	FY20 Rec	Rec Change
Filled	N/A	N/A	N/A	N/A	N/A	N/A	N/A
Funded	N/A	N/A	N/A	N/A	N/A	N/A	N/A

**Note: Non-Department has no authorized positions.*

Departmental Notes

Non-Departmental (09100)
Police Fund (274)
 2020 Budget Request/Recommendation Sheet

Base Budget by Obj Class/ Selected Obj Code		FY19 Budget	FY20 Request	FY20 Recommended	FY20 Approved	Requested Change	Recommended Change	Approved Change
51 - Personal Services & Benefits		51,665	51,665	13,581	-	-	(38,084)	(51,665)
Notes	Unemployment insurance.	51,665	51,665	13,581		-	(38,084)	(51,665)
55 - Interfund / Interdepartmental Charges		9,436,467	9,436,467	9,570,099	-	-	133,632	(9,436,467)
Notes	General Fund Admin Chg (551113)	8,622,380	8,622,380	8,622,384		-	4	(8,622,380)
	Risk Management Charges (551114, 552403, 552409)	300,052	300,052	629,780		-	329,728	(300,052)
	Non-Immunity Judgement (552203)	514,035	514,035	317,935		-	(196,100)	(514,035)
71 - Retirement Services		246,589	246,589	-		-	(246,589)	(246,589)
Notes	Early retirement (2010 loan from Pension Fund)							
Base Budget (Total)		9,734,721	9,734,721	9,583,680	-	-	(151,041)	(9,734,721)
Total Budget		9,734,721	9,734,721	9,583,680	-	-	(151,041)	(9,734,721)

Non-Departmental (09100)
Unincorporated Fund (272)
 2020 Budget Request/Recommendation Sheet

Departmental Description

The Non-Departmental departments are in five of the eight Tax Funds. They are entities created to account for transactions in those funds that are not operational in nature, are not controllable by operating departments, or pertain to more than one operating department in a way that is not rationally allocable.

Common Object Expenditures	FY17 Act	FY18 Act	FY19 Bdgt	FY20 Req	Req Change	FY20 Rec	Rec Change
51 - Personal Services and Employee Benefits	4,716	4,716	4,720	4,720	0.0%	3,203	-32.1%
52 - Purchased / Contracted Services	-	-	125,000	125,000	0.0%	300,000	140.0%
55 - Interfund / Interdepartmental Charges	1,652,318	1,663,728	1,657,681	1,657,681	0.0%	1,786,845	7.8%
57 - Other Costs	-	-	-	-	N/A	2,100,000	N/A
61 - Other Financing Uses	370,266	-	-	-	N/A	-	N/A
70 - Retirement Services	17,379	17,379	25,511	25,511	0.0%	-	-100.0%
Total (\$)	2,044,679	1,685,823	1,812,912	1,812,912	0.0%	4,190,048	131.1%

Cost Center Level Expenditures	FY17 Act	FY18 Act	FY19 Bdgt	FY20 Req	Req Change	FY20 Rec	Rec Change
Unincorporated (09130)	2,044,679	1,685,823	1,812,912	1,812,912	0.0%	4,190,048	131.1%
Total (\$)	2,044,679	1,685,823	1,812,912	1,812,912	0.0%	4,190,048	131.1%

Positions	FY17 (12/31)	FY18 (12/31)	FY19 (9/10)	FY20 Req	Req Change	FY20 Rec	Rec Change
Filled	N/A	N/A	N/A	N/A	N/A	N/A	N/A
Funded	N/A	N/A	N/A	N/A	N/A	N/A	N/A

**Note: Non-Departmental has no authorized positions.*

Departmental Notes

Non-Departmental (09100)
Unincorporated Fund (272)
 2020 Budget Request/Recommendation Sheet

Base Budget by Obj Class/ Selected Obj Code		FY19 Budget	FY20 Request	FY20 Recommended	FY20 Approved	Requested Change	Recommended Change	Approved Change
51 - Personal Services & Benefits		4,720	4,720	3,203	-	-	(1,517)	(4,720)
	Unemployment Compensation	4,720	4,720	3,203		-	(1,517)	(4,720)
Notes	Unemployment insurance.							
52 - Purchased/Contracted Services		125,000	125,000	300,000	-	-	175,000	(125,000)
Notes	Complete Count Committee							
55 - Interfund / Interdepartmental Charges		1,657,681	1,657,681	1,786,845	-	-	129,164	(1,657,681)
Notes	General Fund Admin Chg (551113)	1,583,812	1,583,812	1,583,808		-	(4)	(1,583,812)
	Risk Management Charges (551114, 552403, 552409)	26,911	26,911	144,111		-	117,200	(26,911)
	Non-Immunity Judgement (552203)	46,958	46,958	58,926		-	11,968	(46,958)
57 - Other Costs		-	-	2,100,000	-	-	2,100,000	-
Notes	Reserve for Appropriation (579002)							
71 - Retirement Services		25,511	25,511	-		-	(25,511)	(25,511)
Notes	Early retirement (2010 loan from Pension Fund); loan was paid off in FY19.							
Base Budget (Total)		1,812,912	1,812,912	4,190,048	-	-	2,377,136	(1,812,912)
Total Budget		1,812,912	1,812,912	4,190,048	-	-	2,377,136	(1,812,912)

Parks (06100)**Designated Services Fund (271)**

2020 Budget Request/Recommendation Sheet

Departmental Description

The Department works together with nationally recognized consultants, community, business and government leaders, as well as, citizens of DeKalb County to create signature parks and recreational facilities that will enhance the image of DeKalb County and its park system. The park system includes 112 parks consisting of approximately 6,313 acres of parkland and open space, 83 playgrounds, 2 golf courses, 73 tennis courts, 54 pavilions, 83 ball fields, and 10 recreational facilities.

Common Object Expenditures	FY17 Act	FY18 Act	FY19 Bdgt	FY20 Req	Req Change	FY20 Rec	Rec Change
51 - Personal Services and Employee Benefits	8,144,823	9,060,627	8,123,835	10,037,632	23.6%	8,211,331	1.1%
52 - Purchased / Contracted Services	2,090,894	2,580,173	5,177,537	4,864,010	-6.1%	4,405,510	-14.9%
53 - Supplies	672,573	749,422	644,146	652,646	1.3%	988,066	53.4%
54 - Capital Outlays	10,124	770	-	-	N/A	-	N/A
55 - Interfund / Interdepartmental Charges	1,236,266	1,410,861	1,411,107	1,486,107	5.3%	1,415,130	0.3%
57 - Other Costs	225,000	883,398	255,960	255,960	0.0%	255,960	0.0%
61 - Other Financing Uses	-	972,164	-	4,400,000	N/A	-	N/A
Total (\$)	12,379,679	15,657,415	15,612,585	21,696,355	39.0%	15,275,997	-2.2%

Cost Center Level Expenditures	FY17 Act	FY18 Act	FY19 Bdgt	FY20 Req	Req Change	FY20 Rec	Rec Change
Administration (06101)	1,343,020	3,001,831	2,952,161	2,964,269	0.4%	2,665,546	-9.7%
Aquatics (06114)	510,973	518,581	427,828	427,828	0.0%	427,828	0.0%
Cultural Affairs (06130)	327,385	329,834	335,901	408,937	21.7%	354,929	5.7%
District I Service Center (06116)	1,370,521	1,470,239	1,266,570	1,413,041	11.6%	1,523,240	20.3%
District II Service Center (06117)	1,100,364	1,418,425	1,734,627	1,688,505	-2.7%	1,135,131	-34.6%
District III Service Center (06118)	1,619,774	1,819,166	1,666,813	2,155,879	29.3%	2,160,358	29.6%
Division Administration (06115)	1,444,962	1,193,285	1,502,198	4,695,435	212.6%	978,691	-34.8%
Horticulture & Forestry (06120)	24,952	28,280	28,495	28,495	0.0%	24,290	-14.8%
Little Creek Horse Farm (06136)	326,560	427,983	247,695	283,374	14.4%	279,842	13.0%
Marketing And Promotions (06128)	184,336	231,424	277,460	324,383	16.9%	202,316	-27.1%
Mystery Valley Golf Course (06110)	2,105	1,915	193	550,193	284974.1%	193	0.0%
Natural Resource Management (06126)	120,943	145,659	154,281	170,257	10.4%	185,170	20.0%
Planning & Development (06113)	537,057	470,352	490,721	567,387	15.6%	353,968	-27.9%
Planning & Development (06121)	14,685	14,675	15,560	15,560	0.0%	-	-100.0%
Recreation Centers (06105)	2,605,937	3,552,412	2,600,452	3,311,712	27.4%	2,774,609	6.7%
Recreation Division Administration (06104)	332,964	521,146	673,954	782,642	16.1%	782,789	16.1%
Security (06129)	-	-	-	322,227	N/A	238,477	N/A
Special Populations (06102)	16,562	17,503	41,685	41,685	0.0%	35,192	-15.6%
Sugar Creek Golf Course (06111)	52,733	72,655	644,229	739,229	14.7%	589,229	-8.5%

Parks (06100)
Designated Services Fund (271)
 2020 Budget Request/Recommendation Sheet

Summer Programs (06103)	122,803	122,191	147,678	147,678	0.0%	147,260	-0.3%
Support Service (06119)	34,273	32,764	31,023	31,023	0.0%	1,007	-96.8%
Youth Athletics (06132)	253,967	250,190	262,253	382,309	45.8%	247,572	-5.6%
Mason Mill Tennis Center (06107)	13,191	15,906	-	-	N/A	-	N/A
Blackburn Tennis Center (06108)	12,373	-	-	-	N/A	-	N/A
Sugar Creek Tennis (06125)	4,926	1,000	110,808	244,308	120.5%	168,359	51.9%
Departmental Planning (06106)	2,314	-	-	-	N/A	-	N/A
Total (\$)	12,379,679	15,657,415	15,612,585	21,696,355	39.0%	15,275,997	-2.2%

Positions	FY17 (12/31)	FY18 (12/31)	FY19 (9/10)	FY20 Req	Req Change	FY20 Rec	Rec Change
Filled	95	97	106	109	3	110	4
Funded	109	109	110	138	28	110	-

**Note: This department has 149 authorized positions.*

Departmental Notes

Parks (06100)
Designated Services Fund (271)
 2020 Budget Request/Recommendation Sheet

Base Budget by Obj Class/ Selected Obj Code	FY19 Budget	FY20 Request	FY20 Recommended	FY20 Approved	Requested Change	Recommended Change	Approved Change
51 - Personal Services & Benefits	8,123,835	8,297,185	7,911,573	-	173,350	(212,262)	(8,123,835)
Salaries - Full-Time	4,799,690	4,734,956	4,734,956		(64,734)	(64,734)	(4,799,690)
Salaries - Part-Time	850,219	850,219	850,219		-	-	(850,219)
Salaries - Adjustments	200,113	200,113	-		-	(200,113)	(200,113)
Salaries - Temporary	318,419	318,419	318,419		-	-	(318,419)
Salaries - Overtime	101,040	101,040	101,040		-	-	(101,040)
Insurance	978,880	1,378,000	1,192,500		399,120	213,620	(978,880)
FICA	431,564	361,446	361,446		(70,118)	(70,118)	(431,564)
401(a) Match	48,871	55,070	55,070		6,199	6,199	(48,871)
Workers Compensation	344,926	297,922	297,922		(47,004)	(47,004)	(344,926)
Allowances	1,613	-	-		(1,613)	(1,613)	(1,613)
Wellness	48,500	-	-		(48,500)	(48,500)	(48,500)
Notes	Base target funded 106 positions.						
52 - Purchased / Contracted Services	5,177,537	4,405,510	4,405,510		(772,027)	(772,027)	(5,177,537)
Notes							
53 - Supplies	644,146	652,646	652,646		8,500	8,500	(644,146)
Notes							
55 - Interfund/Interdepartmental Charges	1,411,107	1,411,107	1,415,130		0	4,023	(1,411,107)
Notes							
57- Other Costs	255,960	255,960	255,960		-	-	(255,960)
Notes							
Base Budget (Total)	15,612,585	15,022,408	14,640,819	-	(590,177)	(971,766)	(15,612,585)

Parks (06100)
Designated Services Fund (271)
 2020 Budget Request/Recommendation Sheet

Base Adjustments		FY19 Budget	FY20 Request	FY20 Rec	FY20 Approved	Req Change	Rec Change	Approved Change
B1.	Fund four positions for new recruitments - one Athletics Program Coordinator, hired 10/5/19, two Grounds Maintenance Workers, hired 10/7/19, and 11/4/19, and one Parks Naturalist, hired 11/4/19 <i>[Recommended.]</i>	N/A	339,448	220,625		339,448	220,625	-
B2.	Fund Electricity costs - Previously budgeted in Facilities but paid out of Parks <i>[Recommended.]</i>	N/A	N/A	201,920		N/A	201,920	-
Base Adjustments (Total)		-	339,448	422,545	-	339,448	422,545	-

Operating Enhancements		FY19 Budget	FY20 Request	FY20 Rec	FY20 Approved	Req Change	Rec Change	Approved Change
O1.	Funding for Art Centers - To increase the operating budget in support of the three (3) annual art center contributions to the Art Station, Inc., Callanwolde Fine Arts Center, and Spruill Center for the Arts. Each Art Center will receive \$75,000 to fund the events/programs held at their facilities. <i>[Request duplicated from Base Target.]</i>	N/A	225,000	-		225,000	-	-
O2.	Fund field improvements at Truelove Park - Including re-grade, align and install plates and bases, and re-align the foul lines. The fields are used for adult leagues and the Special Olympics programs. <i>[Not recommended.]</i>	N/A	100,000	-		100,000	-	-
O3.	Fund Sugar Creek Pro Shop to renovate the clay courts, purchase supplies and equipment, re-sale merchandise, furniture, WIFI, and monitors. <i>[Recommended.]</i>	N/A	133,500	133,500		133,500	133,500	-

Parks (06100)
Designated Services Fund (271)
 2020 Budget Request/Recommendation Sheet

O4.	Fund additions to Fleet - 3 Park Patrol vehicles needed to support the Park Patrol Units. The addition of these vehicles will make it possible for all Park Rangers to be mobile instead of sharing vehicles. <i>[Not recommended.]</i>	N/A	75,000	-		75,000	-	-
O5.	Fund 28 existing vacancies - 2 Construction Project Managers, 2 Recreation Leaders, hired 11/16/19, 1 Custodial Supervisor, 1 Custodian, 1 Greenspace Manager, 1 Greenspace Planner, 1 Grounds Maintenance Worker, Sr., 1 Parks Maintenance Supervisor, 2 Grounds Maintenance Worker, 5 Grounds Maintenance Worker, Sr., 1 Special Projects Coordinator, 1 Public Relations Specialist, 1 Arts Center Coordinator <i>[Not Recommend.]</i>	N/A	1,227,493	-		1,227,493	-	-
O6.	Compensation adjustment estimate (2%) - Funding for salaries and benefits to implement the 2% raise for non-sworn staff, effective 4/1. <i>[Recommended.]</i>	N/A	N/A	79,133		N/A	79,133	-
Operating Enhancements (Total)		-	1,760,993	212,633	-	1,760,993	212,633	-

Capital Enhancements		FY19 Budget	FY20 Request	FY20 Rec	FY20 App	Req Change	Rec Change	Approved Change
C1.	Fund Mystery Valley Golf Course Renovations; Project Number 20061102711 <i>[Moved to Contributions - Designated Fund.]</i>	N/A	150,000	-		150,000	-	-
C2.	Fund Mystery Valley Golf Course Renovations; Project Number 20061102712. <i>[Moved to Contributions - Designated Fund.]</i>	N/A	200,000	-		200,000	-	-

Parks (06100)
Designated Services Fund (271)
 2020 Budget Request/Recommendation Sheet

C3.	Fund Mystery Valley Golf Course Renovations Project Number 20061102713. <i>[Moved to Contributions - Designated Fund.]</i>	N/A	200,000	-	-	200,000	-	-
C4.	Fund Sugar Creek Golf Course Bunker Renovations; The bunkers are showing signs of contamination, the edges are deteriorating and both are affecting the playability of the golf course. <i>[Moved to Contributions - Designated Fund.]</i>	N/A	150,000	-	-	150,000	-	-
C5.	Fund Lake and Dam Renovations; Design, permitting and construction. <i>[Moved to Contributions - Designated Fund.]</i>	N/A	2,400,000	-	-	2,400,000	-	-
C6.	Fund Ellenwood Park Phase 1 of 3 - 3 Phases - Projected cost \$12 Million - Phase I - site preparation, storm water management and park amenities is \$1.3 Million. Phase II - \$1.2 Million for site structures, and Phase III - \$6.5 Million for a community building and the remaining 3 Million for engineering. <i>[Moved to Contributions - Designated Fund.]</i>	N/A	1,300,000	-	-	1,300,000	-	-
Capital Enhancements (Total)		-	4,400,000	-	-	4,400,000	-	-
Total Budget		15,612,585	21,522,849	15,275,997	-	5,910,264	(336,588)	(15,612,585)

Pension Allocation (09700)
Designated Fund (271)
 2020 Budget Request/Recommendation Sheet

Departmental Description
 The Pension Allocation department was created in FY19 to account for the county's annual pension match for each tax fund.

Common Object Expenditures	FY17 Act	FY18 Act	FY19 Bdgt	FY20 Req	Req Change	FY20 Rec	Rec Change
70 - Retirement Services	-	-	2,408,100	2,532,006	5.1%	2,610,204	8.4%
Total (\$)	-	-	2,408,100	2,532,006	5.1%	2,610,204	8.4%

Cost Center Level Expenditures	FY17 Act	FY18 Act	FY19 Bdgt	FY20 Req	Req Change	FY20 Rec	Rec Change
County Pension Alloc - Designated Fund (09720)	-	-	2,408,100	2,532,006	5.1%	2,610,204	8.4%
Total (\$)	-	-	2,408,100	2,532,006	5.1%	2,610,204	8.4%

Positions	FY17 (12/31)	FY18 (12/31)	FY19 (9/10)	FY20 Req	Req Change	FY20 Rec	Rec Change
Filled	N/A	N/A	N/A	N/A	N/A	N/A	N/A
Funded	N/A	N/A	N/A	N/A	N/A	N/A	N/A

**Note: This department has no authorized positions.*

Departmental Notes

Pension Allocation (09700)
Designated Fund (271)
 2020 Budget Request/Recommendation Sheet

Base Budget by Obj Class/ Selected Obj Code	FY19 Budget	FY20 Request	FY20 Recommended	FY20 Approved	Requested Change	Recommended Change	Approved Change
70 - Retirement Services	2,408,100	2,532,006	2,532,006		123,906	123,906	(2,408,100)
Notes							
Base Budget (Total)	2,408,100	2,532,006	2,532,006	-	123,906	123,906	(2,408,100)

Operating Enhancements	FY19 Budget	FY20 Request	FY20 Rec	FY20 Approved	Req Change	Rec Change	Approved Change
O1. Retiree cost of living adjustment (COLA) – Funding to implement a 2% COLA for retirees. [Recommended.]	N/A	N/A	78,198		N/A	78,198	-
Operating Enhancements (Total)	-	-	78,198	-	-	78,198	-

Total Budget	2,408,100	2,532,006	2,610,204	-	123,906	202,104	(2,408,100)
---------------------	------------------	------------------	------------------	----------	----------------	----------------	--------------------

Pension Allocation (09700)
Fire Fund (270)
 2020 Budget Request/Recommendation Sheet

Departmental Description
 The Pension Allocation department was created in FY19 to account for the county's annual pension match for each tax fund.

Common Object Expenditures	FY17 Act	FY18 Act	FY19 Bdgt	FY20 Req	Req Change	FY20 Rec	Rec Change
70 - Retirement Services	-	-	6,948,076	7,305,690	5.1%	7,531,205	8.4%
Total (\$)	-	-	6,948,076	7,305,690	5.1%	7,531,205	8.4%

Cost Center Level Expenditures	FY17 Act	FY18 Act	FY19 Bdgt	FY20 Req	Req Change	FY20 Rec	Rec Change
County Pension Alloc - Fire Fund (09715)	-	-	6,948,076	7,305,690	5.1%	7,531,205	8.4%
Total (\$)	-	-	6,948,076	7,305,690	5.1%	7,531,205	8.4%

Positions	FY17 (12/31)	FY18 (12/31)	FY19 (9/10)	FY20 Req	Req Change	FY20 Rec	Rec Change
Filled	N/A	N/A	N/A	N/A	N/A	N/A	N/A
Funded	N/A	N/A	N/A	N/A	N/A	N/A	N/A

**Note: This department has no authorized positions.*

Departmental Notes

Pension Allocation (09700)
Fire Fund (270)
 2020 Budget Request/Recommendation Sheet

Base Budget by Obj Class/ Selected Obj Code	FY19 Budget	FY20 Request	FY20 Recommended	FY20 Approved	Requested Change	Recommended Change	Approved Change
70 - Retirement Services	6,948,076	6,948,076	7,305,581		-	357,505	(6,948,076)
Notes	Recommendation adds \$225,624 for 2% retiree COLA.						
Base Budget (Total)	6,948,076	6,948,076	7,305,581	-	-	357,505	(6,948,076)

Operating Enhancements	FY19 Budget	FY20 Request	FY20 Rec	FY20 Approved	Req Change	Rec Change	Approved Change
O1. Retiree cost of living adjustment (COLA) – Funding to implement a 2% COLA for retirees. [Recommended.]	NA	-	225,624		-	225,624	-
Operating Enhancements (Total)	-	-	225,624	-	-	225,624	-

Total Budget	6,948,076	6,948,076	7,531,205	-	-	583,129	(6,948,076)
---------------------	------------------	------------------	------------------	----------	----------	----------------	--------------------

Pension Allocation (09700)
General Fund (100)
 2020 Budget Request/Recommendation Sheet

Departmental Description
 The Pension Allocation department was created in FY19 to account for the county's annual pension match for each tax fund.

Common Object Expenditures	FY17 Act	FY18 Act	FY19 Bdgt	FY20 Req	Req Change	FY20 Rec	App Change
70 - Retirement Services	-	-	27,189,825	27,189,825	0.0%	29,471,775	8.4%
Total (\$)	-	-	27,189,825	27,189,825	0.0%	29,471,775	8.4%

Cost Center Level Expenditures	FY17 Act	FY18 Act	FY19 Bdgt	FY20 Req	Req Change	FY20 Rec	App Change
County Pension Alloc - General Fund (09710)	-	-	27,189,825	27,189,825	0.0%	29,471,775	8.4%
Total (\$)	-	-	27,189,825	27,189,825	0.0%	29,471,775	8.4%

Positions	FY17 (12/31)	FY18 (12/31)	FY19 (9/10)	FY20 Req	Req Change	FY20 Rec	App Change
Filled					-		-
Funded					-		-

**Note: This department has no authorized positions.*

Departmental Notes

Pension Allocation (09700)
General Fund (100)
 2020 Budget Request/Recommendation Sheet

Base Budget by Obj Class/ Selected Obj Code	FY19 Budget	FY20 Request	FY20 Recommended	FY20 Approved	Requested Change	Recommended Change	Approved Change
70 - Retirement Services	27,189,825	27,189,825	28,588,847		-	1,399,022	(27,189,825)
Notes							
Base Budget (Total)	27,189,825	27,189,825	28,588,847	-	-	1,399,022	(27,189,825)

Operating Enhancements	FY19 Budget		FY20 Rec	FY20 Approved	Req Change	Rec Change	Approved Change
O1. Retiree cost of living adjustment (COLA) – Funding to implement a 2% COLA for retirees. [Recommended.]	NA	-	882,928		-	882,928	-
Operating Enhancements (Total)	-	-	882,928	-	-	882,928	-

Total Budget	27,189,825	27,189,825	29,471,775	-	-	2,281,950	(27,189,825)
---------------------	-------------------	-------------------	-------------------	----------	----------	------------------	---------------------

Pension Allocation (09700)
Police Fund (274)
 2020 Budget Request/Recommendation Sheet

Departmental Description
 The Pension Allocation department was created in FY19 to account for the county's annual pension match for each tax fund.

Common Object Expenditures	FY17 Act	FY18 Act	FY19 Bdgt	FY20 Req	Req Change	FY20 Rec	Rec Change
70 - Retirement Services	-	-	9,227,736	9,702,539	5.1%	10,002,189	8.4%
Total (\$)	-	-	9,227,736	9,702,539	5.1%	10,002,189	8.4%

Cost Center Level Expenditures	FY17 Act	FY18 Act	FY19 Bdgt	FY20 Req	Req Change	FY20 Rec	Rec Change
County Pension Alloc - Police Fund (09740)	-	-	9,227,736	9,702,539	5.1%	10,002,189	8.4%
Total (\$)	-	-	9,227,736	9,702,539	5.1%	10,002,189	8.4%

Positions	FY17 (12/31)	FY18 (12/31)	FY19 (9/10)	FY20 Req	Req Change	FY20 Rec	Rec Change
Filled	N/A	N/A	N/A	N/A	N/A	N/A	N/A
Funded	N/A	N/A	N/A	N/A	N/A	N/A	N/A

**Note: This department has no authorized positions.*

Departmental Notes

Pension Allocation (09700)
Police Fund (274)
 2020 Budget Request/Recommendation Sheet

Base Budget by Obj Class/ Selected Obj Code	FY19 Budget	FY20 Request	FY20 Recommended	FY20 Approved	Requested Change	Recommended Change	Approved Change
70 - Retirement Services	9,227,736	9,702,539	9,702,539		474,803	474,803	(9,227,736)
Notes	Recommendation adds \$299,650 for 2% retiree COLA.						
Base Budget (Total)	9,227,736	9,702,539	9,702,539	-	474,803	474,803	(9,227,736)

Operating Enhancements	FY19 Budget		FY20 Rec	FY20 Approved	Req Change	Rec Change	Approved Change
O1. Retiree cost of living adjustment (COLA) – Funding to implement a 2% COLA for retirees. [Recommended.]	N/A	N/A	299,650		N/A	299,650	-
Operating Enhancements (Total)	-	-	299,650	-	-	299,650	-

Total Budget	9,227,736	9,702,539	10,002,189	-	474,803	774,453	(9,227,736)
---------------------	------------------	------------------	-------------------	----------	----------------	----------------	--------------------

Pension Allocation (09700)
Unincorporated Fund (272)
 2020 Budget Request/Recommendation Sheet

Departmental Description
 The Pension Allocation department was created in FY19 to account for the county's annual pension match for each tax fund.

Common Object Expenditures	FY17 Act	FY18 Act	FY19 Bdgt	FY20 Req	Req Change	FY20 Rec	Rec Change
70 - Retirement Services	-	-	1,486,618	1,563,132	5.1%	1,611,408	8.4%
Total (\$)	-	-	1,486,618	1,563,132	5.1%	1,611,408	8.4%

Cost Center Level Expenditures	FY17 Act	FY18 Act	FY19 Bdgt	FY20 Req	Req Change	FY20 Rec	Rec Change
County Pension Alloc - Unincorp Fund (09730)	-	-	1,486,618	1,563,132	5.1%	1,611,408	8.4%
Total (\$)	-	-	1,486,618	1,563,132	5.1%	1,611,408	8.4%

Positions	FY17 (12/31)	FY18 (12/31)	FY19 (9/10)	FY20 Req	Req Change	FY20 Rec	Rec Change
Filled	N/A	N/A	N/A	N/A	N/A	N/A	N/A
Funded	N/A	N/A	N/A	N/A	N/A	N/A	N/A

**Note: This department has no authorized positions.*

Departmental Notes

Pension Allocation (09700)
Unincorporated Fund (272)
 2020 Budget Request/Recommendation Sheet

Base Budget by Obj Class/ Selected Obj Code		FY19 Budget	FY20 Request	FY20 Recommended	FY20 Approved	Requested Change	Recommended Change	Approved Change
70 - Retirement Services		1,486,618	1,563,132	1,563,132		76,514	76,514	(1,486,618)
Notes	Recommendation adds \$49,452 for 2% retiree COLA.							
Base Budget (Total)		1,486,618	1,563,132	1,563,132	-	76,514	76,514	(1,486,618)

Operating Enhancements		FY19 Budget		FY20 Rec	FY20 Approved	Req Change	Rec Change	Approved Change
O1.	Retiree cost of living adjustment (COLA) – Funding to implement a 2% COLA for retirees. [Recommended.]	NA	-	48,276		-	48,276	-
Operating Enhancements (Total)		-	-	48,276	-	-	48,276	-

Total Budget		1,486,618	1,563,132	1,611,408	-	76,514	124,790	(1,486,618)
---------------------	--	------------------	------------------	------------------	----------	---------------	----------------	--------------------

Planning (05100)**Development (201)**

2020 Budget Request/Recommendation Sheet

Departmental Description

The Planning and Sustainability Department consists of three divisions: Long Range Planning, Current Planning, and Development Services. The Long Range Planning division is responsible for policy recommendations and programs to guide the county's growth, including preparation of the County's Comprehensive Plan. The Current Planning division has four key areas of responsibility: zoning and subdivisions, board support, urban design and overlay districts. Responsibilities also include making recommendations for special land use permits, rezoning, text amendments, variances, plat reviews, and historic preservation designations through an inclusive public hearings process. The Development Services division is comprised of three key sections: Permits and Plans Review (residential and non-residential); Inspections (land development, environmental, building, and trades); Business and Alcohol Licensing. The budget is divided among three funds, General - Fund 100, Development - Fund 201, and Special Tax District Unincorporated - Fund 272.

Common Object Expenditures	FY17 Act	FY18 Act	FY19 Bdgt	FY20 Req	Req Change	FY20 Rec	Rec Change
51 - Personal Services and Employee Benefits	3,537,954	3,656,748	3,884,557	5,238,359	34.9%	5,606,246	44.3%
52 - Purchased / Contracted Services	496,949	583,925	1,112,839	1,310,539	17.8%	1,310,539	17.8%
53 - Supplies	50,900	120,064	191,566	191,566	0.0%	191,566	0.0%
54 - Capital Outlays	24,613	69,300	20,000	20,000	0.0%	20,000	0.0%
55 - Interfund / Interdepartmental Charges	1,506,570	1,531,982	1,468,559	1,468,559	0.0%	1,549,409	5.5%
61 - Other Financing Uses	247,490	314,379	-	-	N/A	-	N/A
70 - Retirement Services	18,839	10,884	475,479	475,479	0.0%	504,480	6.1%
Total (\$)	5,883,315	6,287,283	7,153,000	8,704,502	21.7%	9,182,240	28.4%

Cost Center Level Expenditures	FY17 Act	FY18 Act	FY19 Bdgt	FY20 Req	Req Change	FY20 Rec	Rec Change
Land Development (05130)	641,218	704,860	770,380	965,133	25.3%	965,133	25.3%
Permits & Zoning (05150)	1,117,865	1,046,571	1,157,013	1,337,077	15.6%	1,337,077	15.6%
Structural Inspections (05140)	1,269,731	1,401,835	1,316,578	1,854,095	40.8%	1,854,095	40.8%
Development Administration (05110)	2,419,341	2,703,568	3,480,741	3,759,665	8.0%	4,237,403	21.7%
Env Plans Review / Inspections (05160)	435,160	430,449	428,288	788,532	84.1%	788,532	84.1%
Total (\$)	5,883,315	6,287,283	7,153,000	8,704,502	21.7%	9,182,240	28.4%

Positions	FY17 (12/31)	FY18 (12/31)	FY19 (9/10)	FY20 Req	Req Change	FY20 Rec	Rec Change
Filled	44	44	54	68	14	67	13
Funded	53	54	56	68	12	67	11

*Note: This department has 17 authorized positions.

Departmental Notes

9 existing vacancies, 4 new positions and 1 filled existing position requested.

Planning (05100)
Development (201)
2020 Budget Request/Recommendation Sheet

Base Budget by Obj Class/ Selected Obj Code	FY19 Budget	FY20 Request	FY20 Recommended	FY20 Approved	Requested Change	Recommended Change	Approved Change
51 - Personal Services & Benefits	3,884,557	4,241,582	4,087,072	-	357,025	202,515	(3,884,557)
Salaries - Full-Time	3,007,144	3,114,484	3,125,296		107,340	118,152	(3,007,144)
Salaries - Adjustments	77,707	77,707			-	(77,707)	(77,707)
Salaries - Over-Time	48,500	48,500	48,500		-	-	(48,500)
Insurance	483,360	715,000	617,000		231,640	133,640	(483,360)
FICA	230,049	238,258	238,258		8,209	8,209	(230,049)
401(a) Match	25,858	46,079	46,079		20,221	20,221	(25,858)
Unemployment Compensation	1,475	1,475	1,475		-	-	(1,475)
Workers Compensation	79	79	79		-	-	(79)
Allowances	10,385	-	10,385		(10,385)	-	(10,385)
Notes	Base target funds 56 positions.						
52 - Purchased / Contracted Services	1,112,839	748,221	748,221		(364,618)	(364,618)	(1,112,839)
Notes							
53 - Supplies	191,566	191,566	191,566		-	-	(191,566)
Notes							
54 - Capital Outlays	20,000	20,000	20,000		-	-	(20,000)
Notes							
55 - Interfund/Interdepartmental Charges	1,468,559	1,468,559	1,549,409		-	80,850	(1,468,559)
Notes							
70 - Retirement Services	475,479	475,479	992,976		-	517,497	(475,479)
Notes							
Base Budget (Total)	7,153,000	7,145,407	7,589,244	-	(7,593)	436,244	(7,153,000)

**Planning (05100)
Development (201)**
2020 Budget Request/Recommendation Sheet

Base Adjustments		FY19 Budget	FY20 Request	FY20 Rec	FY20 Approved	Req Change	Rec Change	Approved Change
B1.	Fund two existing vacant positions - one Business Analyst and one Special Projects Coordinator. <i>[Recommended.]</i>	N/A	135,826	135,826		135,826	135,826	-
B2.	Fund two existing vacant positions - one permits Tech (time-limited) and one Engineer Review Officer. <i>[Recommended.]</i>	N/A	249,604	249,604		249,604	249,604	-
B3.	Fund two vacant existing positions - one Staff Engineer, Senior and one Building Inspector. <i>[Recommended.]</i>	N/A	135,827	135,827		135,827	135,827	-
B4.	Fund one existing filled position and two existing vacant positions - one Inspection Supervisor (filled), one Land Development Inspector, Sr., and one Land Development Inspector. <i>[Recommended.]</i>	N/A	190,585	190,585		190,585	190,585	-
B5.	Fund one existing vacant position - Office Assistant. <i>[Recommended.]</i>	N/A	32,670	32,670		32,670	32,670	-
Base Adjustments (Total)		-	744,512	744,512	-	744,512	744,512	-

Operating Enhancements		FY19 Budget	FY20 Request	FY20 Rec	FY20 Approved	Req Change	Rec Change	Approved Change
O1.	Fund "on-call" contractual services - Utilized for plan reviews, inspections, land development reviews, permit intakes and environmental. <i>[Recommended.]</i>	N/A	477,618	477,618		477,618	477,618	-

Planning (05100)
Development (201)
 2020 Budget Request/Recommendation Sheet

O2.	Consolidate funding for temporary services in one cost center to cover staffing within Development Services. <i>[Recommended.]</i>	N/A	9,700	9,700		9,700	9,700	-
O3.	Fund five vehicles - Needed due to surplus, new and incoming staff; 2 new units and 3 replacements. <i>[Recommended.]</i>	N/A	75,000	75,000		75,000	75,000	-
O4.	Compensation adjustment estimate - Funding for salaries and benefits to implement the 2% raise for non-sworn staff, effective 4/1. <i>[Recommended.]</i>	N/A	N/A	51,483		N/A	51,483	-
O5.	Fund Salary Adjustments. Adjustments for 11 employee increases approved by the COO since September 2019. <i>[Recommended.]</i>	N/A	11,000	11,000		11,000	11,000	-
O6.	Fund Salary Adjustments - Two employee increases. <i>[Recommended.]</i>	N/A	24,000	24,000		24,000	24,000	-
O7.	Fund two new positions - Building Inspectors. <i>[Recommended.]</i>	N/A	114,696	114,696		114,696	114,696	-
O8.	Fund two new positions - Land Development Inspectors. <i>[Recommended.]</i>	N/A	102,569	102,569		102,569	102,569	-
O9.	Retiree cost of living adjustment (COLA) – Funding to implement a 2% COLA for retirees. <i>[Recommended.]</i>	N/A	N/A	15,088			15,088	
Operating Enhancements (Total)		-	814,583	881,154	-	814,583	881,154	-
Total Budget		7,153,000	8,704,502	9,214,910	-	1,551,502	2,061,910	(7,153,000)

Planning (05100)**General Fund (100)**

2020 Budget Request/Recommendation Sheet

Departmental Description

The Planning and Sustainability Department consists of three divisions: Long Range Planning, Current Planning, and Development Services. The Long Range Planning division is responsible for policy recommendations and programs to guide the county's growth, including preparation of the County's Comprehensive Plan. The Current Planning division has four key areas of responsibility: zoning and subdivisions, board support, urban design and overlay districts. Responsibilities also include making recommendations for special land use permits, rezoning, text amendments, variances, plat reviews, and historic preservation designations through an inclusive public hearings process. The Development Services division is comprised of three key sections: Permits and Plans Review (residential and non-residential); Inspections (land development, environmental, building, and trades); Business and Alcohol Licensing. The budget is divided among three funds, General - Fund 100, Development - Fund 201, and Special Tax District Unincorporated - Fund 272.

Common Object Expenditures	FY17 Act	FY18 Act	FY19 Bdgt	FY20 Req	Req Change	FY20 Rec	Rec Change
51 - Personal Services and Employee Benefits	1,537,744	1,485,121	1,315,063	1,482,482	12.7%	1,481,757	12.7%
52 - Purchased / Contracted Services	104,453	188,485	1,174,116	907,616	-22.7%	907,616	-22.7%
53 - Supplies	6,128	3,517	10,220	10,220	0.0%	10,220	0.0%
54 - Capital Outlays	463	-	-	-	N/A	-	N/A
55 - Interfund/Interdepartmental Charges	5,027	11,004	6,388	6,388	0.0%	6,495	1.7%
Total (\$)	1,653,815	1,688,127	2,505,787	2,406,706	-4.0%	2,406,088	-4.0%

Cost Center Level Expenditures	FY17 Act	FY18 Act	FY19 Bdgt	FY20 Req	Req Change	FY20 Rec	Rec Change
Planning & Sust - Long Range Planning (05170)	639,760	625,526	1,316,754	1,228,196	-6.7%	1,227,578	-6.8%
Planning & Sust - Planning Administration (05115)	1,008,241	1,052,483	1,189,033	1,178,510	-0.9%	1,178,510	-0.9%
Total (\$)	1,648,002	1,678,010	2,505,787	2,406,706	-4.0%	2,406,088	-4.0%

Positions	FY17 (12/31)	FY18 (12/31)	FY19 (9/10)	FY20 Req	Req Change	FY20 Rec	Rec Change
Filled	12	12	11	17	6	17	6
Funded	15	14	17	17	-	17	-

*Note: This department has 17 authorized positions.

Departmental Notes

5 vacant existing positions requested.

Planning (05100)
General Fund (100)
 2020 Budget Request/Recommendation Sheet

Base Budget by Obj Class/ Selected Obj Code	FY19 Budget	FY20 Request	FY20 Recommended	FY20 Approved	Requested Change	Recommended Change	Approved Change
51 - Personal Services & Benefits	1,315,063	1,025,016	1,019,489	-	(290,047)	(295,574)	(1,315,063)
Salaries - Full-Time	1,096,231	814,103	814,103		(282,128)	(282,128)	(1,096,231)
Insurance	127,680	143,000	123,750		15,320	(3,930)	(127,680)
FICA	79,652	60,805	60,805		(18,847)	(18,847)	(79,652)
401(a) Match	2,264	5,872	5,872		3,608	3,608	(2,264)
Workers Compensation	1,236	1,236	6,959		-	5,723	(1,236)
Allowances	8,000	-	8,000		(8,000)	-	(8,000)
Notes	Base target funded 11 positions.						
52 - Purchased / Contracted Services	1,174,116	362,616	362,616		(811,500)	(811,500)	(1,174,116)
Notes							
53 - Supplies	10,220	10,220	10,220		-	-	(10,220)
Notes							
55 - Interfund/Interdepartmental Charges	6,388	6,388	6,495		-	107	(6,388)
Notes							
Base Budget (Total)	2,505,787	1,404,240	1,398,820	-	(1,101,547)	(1,106,967)	(2,505,787)

Planning (05100)
General Fund (100)
 2020 Budget Request/Recommendation Sheet

Base Adjustments		FY19 Budget	FY20 Request	FY20 Rec	FY20 Approved	Req Change	Rec Change	Approved Change
B1.	Fund 3 existing vacant positions - one Administrative Coordinator, one Deputy Chief Operating Officer, and one Administrative Support Manager. <i>[Recommended.]</i>	N/A	327,152	321,902		327,152	321,902	-
B2.	Fund 2 existing vacant positions - one Staff Engineer and one Planner. <i>[Recommended.]</i>	N/A	130,314	126,814		130,314	126,814	-
Base Adjustments (Total)		0	457,466	448,716	-	457,466	448,716	-

Operating Enhancements		FY19 Budget	FY20 Request	FY20 Rec	FY20 Approved	Req Change	Rec Change	Approved Change
O1.	Fund Unified Plan, LCI matching funds for proposed LCI Planning Study, World Planning Day to educated the citizens and students about the planning process. <i>[Recommended.]</i>	N/A	545,000	545,000		545,000	545,000	-
O2.	Compensation adjustment estimate - Funding for salaries and benefits to implement the 2% raise for non-sworn staff, effective 4/1. <i>[Recommended.]</i>	N/A	N/A	13,552		N/A	13,552	-
Operating Enhancements (Total)		-	545,000	558,552	-	545,000	558,552	-

Total Budget		2,505,787	2,406,706	2,406,088	-	(99,081)	(99,699)	(2,505,787)
---------------------	--	------------------	------------------	------------------	----------	-----------------	-----------------	--------------------

Planning (05100)**Unincorporated (272)**

2020 Budget Request/Recommendation Sheet

Departmental Description

The Planning and Sustainability Department consists of three divisions: Long Range Planning, Current Planning, and Development Services. The Long Range Planning division is responsible for policy recommendations and programs to guide the county's growth, including preparation of the County's Comprehensive Plan. The Current Planning division has four key areas of responsibility: zoning and subdivisions, board support, urban design and overlay districts. Responsibilities also include making recommendations for special land use permits, rezoning, text amendments, variances, plat reviews, and historic preservation designations through an inclusive public hearings process. The Development Services division is comprised of three key sections: Permits and Plans Review (residential and non-residential); Inspections (land development, environmental, building, and trades); Business and Alcohol Licensing. The budget is divided among three funds, General - Fund 100, Development - Fund 201, and Special Tax District Unincorporated - Fund 272.

Common Object Expenditures	FY17 Act	FY18 Act	FY19 Bdgt	FY20 Req	Req Change	FY20 Rec	Rec Change
51 - Personal Services and Employee Benefits	1,203,870	1,267,155	1,264,529	1,786,452	41.3%	1,512,366	19.6%
52 - Purchased / Contracted Services	151,136	164,036	250,192	175,192	-30.0%	85,192	-65.9%
53 - Supplies	36,232	26,882	30,176	30,176	0.0%	30,176	0.0%
54 - Capital Outlays	5,969	5,759	7,049	7,049	0.0%	7,049	0.0%
55 - Interfund / Interdepartmental Charges	14,577	56,698	53,367	53,367	0.0%	59,099	10.7%
61 - Other Financing Uses	59,448	-	-	-	N/A	-	N/A
Total (\$)	1,471,232	1,520,531	1,605,313	2,052,236	27.8%	1,693,882	5.5%

Cost Center Level Expenditures	FY17 Act	FY18 Act	FY19 Bdgt	FY20 Req	Req Change	FY20 Rec	Rec Change
Business Licenses (05181)	560,969	503,787	545,389	879,683	61.3%	521,329	-4.4%
Planning & Sust - Code Compliance (05145)	(67,242)	9,652	12,938	12,938	0.0%	12,938	0.0%
Planning & Sust - Zoning Analysis (05180)	977,505	1,006,940	1,046,986	1,159,615	10.8%	1,159,615	10.8%
Planning - Zoning Analysis (05230)	-	152	-	-	N/A	-	N/A
Total (\$)	1,471,232	1,520,531	1,605,313	2,052,236	27.8%	1,693,882	5.5%

Positions	FY17 (12/31)	FY18 (12/31)	FY19 (9/10)	FY20 Req	Req Change	FY20 Rec	Rec Change
Filled	17	15	18	24	6	18	-
Funded	19	17	18	24	6	18	-

*Note: This department has 17 authorized positions.

Departmental Notes

3 existing vacant positions and 3 filled existing positions requested.

Planning (05100)
Unincorporated (272)
 2020 Budget Request/Recommendation Sheet

Base Budget by Obj Class/ Selected Obj Code	FY19 Budget	FY20 Request	FY20 Recommended	FY20 Approved	Requested Change	Recommended Change	Approved Change
51 - Personal Services & Benefits	1,264,529	1,384,788	1,296,932	-	120,259	32,403	(1,264,529)
Salaries	995,570	1,017,214	981,814		21,644	(13,756)	(995,570)
Salaries - Adjustments	23,111	23,111	-		-	(23,111)	(23,111)
Salaries - Overtime	14,700	14,700	14,700		-	-	(14,700)
Insurance	145,920	234,000	191,250		88,080	45,330	(145,920)
FICA	76,953	77,817	75,109		864	(1,844)	(76,953)
401(a) Match	8,275	17,946	8,609		9,671	334	(8,275)
Workers Compensation	-	-	25,450		-	25,450	-
Notes	Base target funds 18 positions including double-filled position (Pos# 10573); recommendation removes double-filled position.						
52 - Purchased / Contracted Services	250,192	175,192	85,192		(75,000)	(165,000)	(250,192)
Notes	Reduced based on FY19 projection.						
53 - Supplies	30,176	30,176	30,176		-	-	(30,176)
Notes							
54 - Capital Outlays	7,049	7,049	7,049		-	-	(7,049)
Notes							
55 - Interfund/Interdepartmental Charges	53,367	53,367	59,099		-	5,732	(53,367)
Notes							
Base Budget (Total)	1,605,313	1,650,572	1,478,448	-	45,259	(126,865)	(1,605,313)

Planning (05100)
Unincorporated (272)
 2020 Budget Request/Recommendation Sheet

Base Adjustments		FY19 Budget	FY20 Request	FY20 Rec	FY20 Approved	Req Change	Rec Change	Approved Change
B1.	Fund two existing positions and 1 vacant existing position - 2 Accounting Technicians (filled), Arborist. <i>[Recommend 2 Accounting Technicians].</i>	N/A	190,409	123,522		190,409	123,522	-
B2.	Fund one existing position and two vacant existing positions - Planner (filled), Planner and Planning/Transportation Manager. <i>[Recommend Planner position].</i>	N/A	211,255	75,516		211,255	75,516	-
Base Adjustments (Total)		-	401,664	199,038	-	401,664	199,038	-

Operating Enhancements		FY19 Budget	FY20 Request	FY20 Rec	FY20 Approved	Req Change	Rec Change	Approved Change
O1.	Compensation adjustment estimate - Funding for salaries and benefits to implement the 2% raise for non-sworn staff, effective 4/1. <i>[Recommended.]</i>	N/A	N/A	16,396		N/A	16,396	-
Operating Enhancements (Total)		-	-	16,396	-	-	16,396	-

Total Budget		1,605,313	2,052,236	1,693,882	-	446,923	88,569	(1,605,313)
---------------------	--	------------------	------------------	------------------	---	----------------	---------------	--------------------

Police (04600)**General Fund (100)**

2020 Budget Request/Recommendation Sheet

Departmental Description

The Police Department is under the umbrella of Public Safety and reports to the Director of Public Safety. The Department is comprised of Five (5) distinct divisions. The divisions of the police department include the Office of the Chief, which includes the Office of the Chief of Staff; the Uniform Division; the Special Operations Division; the Criminal Investigations Division; and the Support Services Division. The departmental budget is divided among two (2) funds; the General Fund and the Police Fund.

Common Object Expenditures	FY17 Act	FY18 Act	FY19 Bdgt	FY20 Req	Req Change	FY20 Rec	Rec Change
51 - Personal Services and Employee Benefits	1,750,015	2,118,005	1,847,988	1,337,395	-27.6%	1,356,696	-26.6%
52 - Purchased / Contracted Services	4,996,107	4,970,259	4,866,709	4,274,555	-12.2%	4,274,555	-12.2%
53 - Supplies	567,823	272,324	424,703	408,794	-3.7%	408,794	-3.7%
54 - Capital Outlays	718	-	3,000	3,000	0.0%	3,000	0.0%
55 - Interfund / Interdepartmental Charges	206,006	197,918	219,619	219,619	0.0%	239,308	9.0%
Total (\$)	7,520,669	7,558,505	7,362,019	6,243,363	-15.2%	6,282,353	-14.7%

Cost Center Level Expenditures	FY17 Act	FY18 Act	FY19 Bdgt	FY20 Req	Req Change	FY20 Rec	Rec Change
Administrative Services (04602)	2,878,344	3,163,394	3,074,163	1,618,099	-47.4%	1,636,112	-46.8%
Animal Control (04616)	23,643	11,753	27,980	-	-100.0%	4,618	-83.5%
Assistant Director (04660)	(62)	(328)	-	-	N/A	-	N/A
Communications (04604)	4,361,041	3,892,930	3,753,097	3,753,097	0.0%	3,774,355	0.6%
Directors Office (04601)	166,508	312,883	335,298	676,648	101.8%	671,749	100.3%
Firing Range (04609)	86,405	122,596	171,481	27,980	-83.7%	27,980	-83.7%
Intelligence-Led Policing (04679)	13	90	-	-	N/A	-	N/A
Interfund Support - General (04641)	4,776	-	-	-	N/A	-	N/A
Training & Personnel Development (04608)	-	55,188	-	167,539	N/A	167,539	N/A
Total (\$)	7,520,669	7,558,505	7,362,019	6,243,363	-15.2%	6,282,353	-14.7%

Positions	FY17 (12/31)	FY18 (12/31)	FY19 (9/10)	FY20 Req	Req Change	FY20 Rec	Rec Change
Filled	22	26	21	16	(5)	16	(5)
Funded	24	22	25	16	(9)	16	(9)

*Note: This department has 25 authorized positions.

Departmental Notes

Police (04600)
General Fund (100)
2020 Budget Request/Recommendation Sheet

Base Budget by Obj Class/ Selected Obj Code	FY19 Budget	FY20 Request	FY20 Recommended	FY20 Approved	Requested Change	Recommended Change	Approved Change
51 - Personal Services & Benefits	1,847,988	1,595,271	1,582,430	-	(252,717)	(265,558)	(1,847,988)
Salaries	1,412,517	1,207,974	1,207,974		(204,543)	(204,543)	(1,412,517)
Salaries - Adjustments	27,014	-	-		(27,014)	(27,014)	(27,014)
Salaries - Overtime	40,000	6,000	6,000		(34,000)	(34,000)	(40,000)
Insurance	246,240	273,000	236,250		26,760	(9,990)	(246,240)
FICA	108,058	89,608	89,608		(18,450)	(18,450)	(108,058)
401(a) Match	8,832	12,612	12,612		3,780	3,780	(8,832)
Workers Compensation	5,327	5,327	29,236		-	23,909	(5,327)
Allowance - Clothing	-	750	750		750	750	-
Notes	Base target funded 21 positions.						
52 - Purchased / Contracted Services	4,866,709	4,274,555	4,274,555		(592,154)	(592,154)	(4,866,709)
Notes							
53 - Supplies	424,703	208,794	208,794		(215,909)	(215,909)	(424,703)
Notes							
54 - Capital Outlays	3,000	3,000	3,000		-	-	(3,000)
Notes							
55 - Interfunds	219,619	219,619	239,308		-	19,689	(219,619)
Notes							
Base Budget (Total)	7,362,019	6,301,239	6,308,087	-	(1,060,780)	(1,053,932)	(7,362,019)

Police (04600)
General Fund (100)
 2020 Budget Request/Recommendation Sheet

Base Adjustments		FY19 Budget	FY20 Request	FY20 Rec	FY20 Approved	Req Change	Rec Change	Approved Change
B1.	Cost Center 04602 Admin Svcs - Fund one currently vacant Administrative Specialist to be filled in Dec-2019 for 12 months.	N/A	50,290	48,540		50,290	48,540	-
B2.	Cost Center 04602 Admin Svcs - Transfer six positions to the Police Fund Cost Center 04661.	N/A	(316,972)	(306,472)		(316,972)	(306,472)	-
Base Adjustments (Total)		-	(266,682)	(257,932)	-	(266,682)	(257,932)	-

Operating Enhancements		FY19 Budget	FY20 Request	FY20 Rec	FY20 Approved	Req Change	Rec Change	Approved Change
O1.	Compensation adjustment estimate - Funding for salaries and benefits to implement the 2% raise for non-sworn staff, effective 4/1. <i>[Recommended.]</i>	N/A	N/A	23,392		N/A	23,392	-
O2.	Cost Center 04601 Dir's Office - Connectivity software and cloud storage for "Connect DeKalb"	N/A	200,000	200,000		200,000	200,000	-
O3.	Cost Center 04602 Admin Svcs - Grade increases from title changes.	N/A	8,806	8,806		8,806	8,806	-
Operating Enhancements (Total)		-	208,806	232,198	-	208,806	232,198	-

Total Budget		7,362,019	6,243,363	6,282,353	-	(1,118,656)	(1,079,666)	(7,362,019)
---------------------	--	------------------	------------------	------------------	---	--------------------	--------------------	--------------------

Police (04600)**Police Fund (274)**

2020 Budget Request/Recommendation Sheet

Departmental Description

The Police Department is under the umbrella of Public Safety and reports to the Director of Public Safety. The Department is comprised of Five (5) distinct divisions. The divisions of the police department include the Office of the Chief, which includes the Office of the Chief of Staff; the Uniform Division; the Special Operations Division; the Criminal Investigations Division; and the Support Services Division. The departmental budget is divided among two (2) funds; the General Fund and the Police Fund.

Common Object Expenditures	FY17 Act	FY18 Act	FY19 Bdgt	FY20 Req	Req Change	FY20 Rec	Rec Change
51 - Personal Services and Employee Benefits	68,865,071	72,161,279	66,849,274	75,547,924	13.0%	69,303,926	3.7%
52 - Purchased / Contracted Services	1,484,683	1,264,367	2,529,019	3,990,759	57.8%	3,323,758	31.4%
53 - Supplies	1,460,519	1,626,305	2,781,333	3,451,311	24.1%	3,554,111	27.8%
54 - Capital Outlays	51,759	158,448	25,450	92,859	264.9%	23,059	-9.4%
55 - Interfund / Interdepartmental Charges	14,282,208	14,227,907	13,731,625	13,731,625	0.0%	15,293,486	11.4%
61 - Other Financing Uses	2,215,652	1,585,320	1,800,677	989,635	-45.0%	989,635	-45.0%
Total (\$)	88,359,892	91,023,627	87,717,378	97,804,113	11.5%	92,487,975	5.4%

Cost Center Level Expenditures	FY17 Act	FY18 Act	FY19 Bdgt	FY20 Req	Req Change	FY20 Rec	Rec Change
Assistant Director (04660)	1,717,961	1,570,489	1,163,666	3,156,487	171.3%	3,188,536	174.0%
Crime Scene (04681)	1,076,921	1,200,883	1,350,698	1,294,154	-4.2%	1,340,313	-0.8%
Criminal Investigation Division (04663)	10,388,360	10,431,424	9,030,099	8,158,138	-9.7%	7,987,988	-11.5%
Fleet Support (04682)	-	-	-	1,420,998	N/A	934,264	N/A
Homeland Security (04677)	772,150	740,591	614,321	588,243	-4.2%	615,969	0.3%
Information Systems (04683)	-	-	-	1,122,514	N/A	561,257	N/A
Intelligence / Permits (04669)	1,085,491	1,003,184	852,534	1,085,374	27.3%	1,037,214	21.7%
Intelligence-Led Policing (04679)	1,834,522	2,029,357	1,598,482	3,061,796	91.5%	3,259,342	103.9%
Interfund Support (04693)	3,704,600	2,538,684	2,713,294	1,902,252	-29.9%	1,936,274	-28.6%
Internal Affairs (04662)	760,272	786,733	721,599	780,049	8.1%	752,857	4.3%
Precincts (04668)	99,793	80,470	113,175	113,175	0.0%	113,451	0.2%
Records (04655)	1,974,006	1,639,998	1,619,163	1,872,809	15.7%	1,855,645	14.6%
Recruiting & Background (04676)	808,198	1,262,877	1,493,280	1,608,824	7.7%	1,584,410	6.1%
Service Support (04661)	881,977	1,032,547	1,347,858	3,806,909	182.4%	3,731,646	176.9%
Special Operations Unit (04664)	10,344,262	10,312,069	9,335,105	6,550,827	-29.8%	6,550,827	-29.8%
Tactical Support (04684)	-	-	-	4,102,383	N/A	3,291,989	N/A
Training (04665)	3,178,374	4,590,393	8,297,555	4,550,313	-45.2%	4,511,208	-45.6%
Uniform Division (04667)	49,733,005	51,803,930	47,466,549	52,628,868	10.9%	49,234,785	3.7%
Total (\$)	88,359,892	91,023,627	87,717,378	97,804,113	11.5%	92,487,975	5.4%

Police (04600)
Police Fund (274)
 2020 Budget Request/Recommendation Sheet

Positions	FY17 (12/31)	FY18 (12/31)	FY19 (9/10)	FY20 Req	Req Change	FY20 Rec	Rec Change
Filled	793	840	824	927	103	919	95
Funded	934	936	911	927	16	919	8

**Note: This department has 1,226 authorized positions.*

Departmental Notes

Police (04600)
Police Fund (274)
2020 Budget Request/Recommendation Sheet

Base Budget by Obj Class/ Selected Obj Code	FY19 Budget	FY20 Request	FY20 Recommended	FY20 Approved	Requested Change	Recommended Change	Approved Change
51 - Personal Services & Benefits	66,849,274	67,464,653	60,821,942	-	615,379	(6,027,332)	(66,849,274)
Salaries	49,731,589	47,215,078	42,965,721		(2,516,511)	(6,765,868)	(49,731,589)
Salaries - Part Time	140,317	364,803	364,803		224,486	224,486	(140,317)
Salaries - Adjustments	107,142	2,310	2,310		(104,832)	(104,832)	(107,142)
Salaries - Overtime	3,753,500	3,950,941	3,950,941		197,441	197,441	(3,753,500)
Insurance	7,940,480	10,712,000	8,435,700		2,771,520	495,220	(7,940,480)
FICA	3,568,969	3,628,877	3,628,877		59,908	59,908	(3,568,969)
401(a) Match	299,971	292,713	292,713		(7,258)	(7,258)	(299,971)
Workers Compensation	1,235,306	1,235,306	1,118,252		-	(117,054)	(1,235,306)
Allowance - Clothing	72,000	62,625	62,625		(9,375)	(9,375)	(72,000)
Notes	Base target funded 824 positions. Base recommendation adjusted based on projected vacancy rate.						
52 - Purchased / Contracted Services	2,529,019	1,893,183	1,893,183		(635,836)	(635,836)	(2,529,019)
Notes							
53 - Supplies	2,781,333	1,563,615	1,563,615		(1,217,718)	(1,217,718)	(2,781,333)
Notes							
54 - Capital Outlays	25,450	23,059	23,059		(2,391)	(2,391)	(25,450)
Notes							
55 - Interfunds	13,731,625	13,731,625	15,293,486		-	1,561,861	(13,731,625)
Notes							
61 - Other Financing Uses	1,800,677	989,635	989,635		(811,042)	(811,042)	(1,800,677)
Notes							
Base Budget (Total)	87,717,378	85,665,770	80,584,920	-	(2,051,608)	(7,132,458)	(87,717,378)

Police (04600)
Police Fund (274)
 2020 Budget Request/Recommendation Sheet

Base Adjustments		FY19 Budget	FY20 Request	FY20 Rec	FY20 Approved	Req Change	Rec Change	Approved Change
B1.	Fund 79 existing vacant positions - Cost Center 04667 - Uniform Division - 67 Recruits (31 - 12 months; 26 - eight months; ten - six months). One Captain - 12 months. One Lieutenant - eight months. Three Sergeants - eight months. Three Officer Seniors - 12 months. One Officer - 12 months. Two Property/Evidence Techs - 12 months. One Public Ed. Spec. - 12 months. <i>[Recommended.]</i>	N/A	4,818,456	4,706,456		4,818,456	4,706,456	-
B2.	Fund one existing position - Police Records Technician - Cost Center 04655 Records - 12 months. <i>[Recommended.]</i>	N/A	48,417	46,667		48,417	46,667	-
B3.	Fund one existing and recently filled Police Chief - Cost Center 04660 Asst Dir - 12 months. <i>[Recommended.]</i>	N/A	251,018	249,268		251,018	249,268	-
B4.	Fund one existing vacant Police Officer Master - Cost Center 04663 Criminal Investigations - 12 months. <i>[Recommended.]</i>	N/A	83,238	81,488		83,238	81,488	-
B5.	Fund five existing vacant Recruits/Cadets - Cost Center 04665 Training - 12 months. <i>[Recommended.]</i>	N/A	308,181	299,431		308,181	299,431	-

Police (04600)
Police Fund (274)
2020 Budget Request/Recommendation Sheet

B6.	Fund one existing vacant Latent Fingerprint Examiner - Cost Center 04681 Crime Scene - 12 months. <i>[Recommended.]</i>	N/A	54,038	52,288		54,038	52,288	-
B7.	Cost Center 04655 Records - Transfer personnel based on new cost center structure from 04665. <i>[Recommended; Offset by B8.]</i>	N/A	68,329	68,329		68,329	68,329	-
B8.	Cost Center 04665 Training - To transfer personnel based on new cost center structure. <i>[Recommended; Offsets B7.]</i>	N/A	(68,329)	(68,329)		(68,329)	(68,329)	-
B9.	Cost Center 04655 Records - Transfer personnel from 04667. <i>[Recommended; Offset by B15.]</i>	N/A	120,290	120,290		120,290	120,290	-
B10.	Cost Center 04661 Svc Support - To transfer positions from 04667 to new cost center assignment. <i>[Recommended; Offset by B15.]</i>	N/A	1,614,255	1,614,255		1,614,255	1,614,255	-
B11.	Cost Center 04662 Internal Affairs - Transfer position #00839 Sgt from 04667. <i>[Recommended; Offset by B15.]</i>	N/A	84,754	84,754		84,754	84,754	-
B12.	Cost Center 04676 Recruiting - Transfer positions from 04667. <i>[Recommended; Offset by B15.]</i>	N/A	97,072	97,072		97,072	97,072	-
B13.	Cost Center 04664 Spec Ops - To transfer positions to better reflect basic vs non basic from CC4667. <i>[Recommended; Offset by B15.]</i>	N/A	113,093	113,093		113,093	113,093	-
B14.	Cost Center 04682 Fleet Supp - Transfer positions from 04667 based on new cost center structure. <i>[Recommended; Offset by B15.]</i>	N/A	447,529	447,529		447,529	447,529	-

Police (04600)
Police Fund (274)
2020 Budget Request/Recommendation Sheet

B15.	Cost Center 04667 Uniform -To capture transfer of positions to better reflect basic vs non basic. <i>[Recommended; Offsets B9.-B14.]</i>	N/A	(2,476,992)	(2,476,992)		(2,476,992)	(2,476,992)	-
B16.	Cost Center 04661 Svc Support - To transfer positions from 04664 to new cost center assignment. <i>[Recommended; Offset by B18.]</i>	N/A	263,324	263,324		263,324	263,324	-
B17.	Cost Center 04684 Tactical Supp - Transfer personnel from 04664 based on new cost center structure. <i>[Recommended; Offset by B18.]</i>	N/A	2,445,104	2,445,104	-	2,445,104	2,445,104	-
B18.	Cost Center 04664 Spec Ops - To transfer positions to better reflect basic vs non basic costs. <i>[Recommended; Offsets B16.-B17.]</i>	N/A	(2,708,429)	(2,708,429)		(2,708,429)	(2,708,429)	-
B19.	Cost Center 04667 Uniform -To capture transfer of positions to better reflect basic vs non basic. <i>[Recommended; Offset by B21.]</i>	N/A	163,629	163,629		163,629	163,629	-
B20.	Cost Center 04679 Intel-Led Policing - Transfer positions based on new Cost Center Structure from 04663. <i>[Recommended; Offset by B21.]</i>	N/A	1,349,787	1,349,787		1,349,787	1,349,787	-
B21.	Cost Center 04663 Criminal Investing . - To transfer positions to better reflect basic vs non basic costs. <i>[Recommended; Offsets B19.-B20.]</i>	N/A	(1,513,416)	(1,513,416)		(1,513,416)	(1,513,416)	-
B22.	Cost Center 04660 Asst Dir - Transfer position from 04679. <i>[Recommended; Offset by B23.]</i>	N/A	73,454	73,454		73,454	73,454	-

Police (04600)
Police Fund (274)
 2020 Budget Request/Recommendation Sheet

B23.	Cost Center 04679 Intel-Led Policing - Transfer positions based on new cost center structure. <i>[Recommended; Offsets B22.]</i>	N/A	(73,454)	(73,454)		(73,454)	(73,454)	-
B10.	Cost Center 04661 Svc Support - Transfer six positions to Police Fund from General Fund CC 4602. <i>[Recommended.]</i>	N/A	316,972	316,972		316,972	316,972	-
B13.	Cost Center 04661 Svc Support - Purchase and replacement of soft ballistic vests/armor (level IIIA). <i>[Recommended.]</i>	N/A	264,500	264,500		264,500	264,500	-
B28.	Cost Center 04684 Tactical Supp - Transfer P/T personnel to better capture basic vs non basic. <i>[Recommended.]</i>	N/A	36,489	36,489	-	36,489	36,489	-
Base Adjustments (Total)		-	6,181,309	6,053,559	-	6,181,309	6,053,559	-

Operating Enhancements		FY19 Budget	FY20 Request	FY20 Rec	FY20 Approved	Req Change	Rec Change	Approved Change
O1.	Cost Center 04667 Uniform - Fund four existing vacant Police Recruit positions for eight months. (This is the non-Base portion of B1 above.) <i>[Not recommended.]</i>	N/A	214,695	-		214,695	-	-
O2.	Cost Center 04665 Training - Fund one existing vacant Cadet for eight months. (This is the non-Base portion of B5 above.) <i>[Not recommended.]</i>	N/A	27,777	-		27,777	-	-
O3.	Cost Center 04660 Asst. Dir. - Add one new Public Relations Specialist with funding for 12 months. <i>[Not recommended.]</i>	N/A	78,066	-		78,066	-	-

Police (04600)
Police Fund (274)
 2020 Budget Request/Recommendation Sheet

O4.	Cost Center 04663 Criminal Investing. - Add three new Management Analyst I positions with funding for 12 months. <i>[Not recommended.]</i>	N/A	238,170	-		238,170	-	-
O5.	Compensation adjustment estimate. - 4% Increase for Public Safety Personnel. <i>[Recommended.]</i>	N/A	1,612,555	1,938,856		1,612,555	1,938,856	-
O6.	Cost Center 04667 Uniform - Ten8Tech Citizen Self Reporting Software. <i>[Not recommended; fund from existing base.]</i>	N/A	36,000	-		36,000	-	-
O7.	Cost Center 04669 Intel/Permits - PATS Permits Module Replacement. <i>[Not recommended; fund from existing base.]</i>	N/A	33,000	-		33,000	-	-
O8.	Cost Center 04683 Info Tech - To record operating cost for new Cost Center. This cost center captures expenses for information technology for the Department. <i>[Recommended at 50%.]</i>	N/A	1,122,514	1,122,514		1,122,514	1,122,514	-
O9.	Cost Center 04682 Fleet Supp - Newly created cost center to capture basic vs non basic costs. <i>[Recommended at 50%.]</i>	N/A	973,469	973,469		973,469	973,469	-
O10.	Cost Center 04684 Tactical Supp - To capture operating cost for newly created cost center supporting Tactical Support, Aerial Support, Bomb, K-9 and SWAT. <i>[Recommended at 50%.]</i>	N/A	1,620,788	1,620,788		1,620,788	1,620,788	-

Police (04600)
Police Fund (274)
 2020 Budget Request/Recommendation Sheet

O11.	Gang-related crime prevention initiatives (Cost Center 04679) - Funding consists of one Crime Analyst position assigned to the gang unit to analyze gang data and crime trends for nine months, training in anti-gang programs and strategies, and acquisition of Cellebrite technology to analyze cell phone data. <i>[Recommended - added via CEO amendment.]</i>	N/A	N/A	193,869		N/A	193,869	-
Operating Enhancements (Total)		-	5,957,034	5,849,496	-	5,957,034	5,849,496	-
Total Budget		87,717,378	97,804,113	92,487,975	-	10,086,735	4,770,597	(87,717,378)

Probate Court (04100)
General Fund (100)
 2020 Budget Request/Recommendation Sheet

Departmental Description

The Judge of the Probate Court is a constitutional officer elected by popular vote for a term of 4 years. The Probate Court has jurisdiction of estates in DeKalb County. This includes the probate of wills, appointment of administrators, the granting of years supports, the appointment of guardians/conservators of both minor and incapacitated adults, auditing fiduciary inventories and returns, and hearing disputes in any of these areas. The Probate Court's jurisdiction includes the holding of civil commitment hearings to determine if a patient should remain involuntarily hospitalized. The Probate Court holds these hearings for approximately 35 other counties. All marriage licenses and weapon carry licenses are issued and recorded in this office. The Probate Court has other miscellaneous functions which include the issuance of fireworks permits, certificates of residency and veterans' licenses.

Common Object Expenditures	FY17 Act	FY18 Act	FY19 Bdgt	FY20 Req	Req Change	FY20 Rec	Rec Change
51 - Personal Services and Employee Benefits	1,667,171	1,884,872	1,813,761	1,994,175	9.9%	1,936,908	6.8%
52 - Purchased / Contracted Services	195,049	177,235	189,906	199,906	5.3%	233,004	22.7%
53 - Supplies	31,744	38,374	32,010	47,010	46.9%	32,010	0.0%
54 - Capital Outlays	18,413	19,297	15,000	33,098	120.7%	-	-100.0%
57 - Other Costs	10	908	1,000	1,000	0.0%	1,000	0.0%
Total (\$)	1,912,387	2,120,687	2,051,677	2,275,189	10.9%	2,202,922	7.4%

Cost Center Level Expenditures	FY17 Act	FY18 Act	FY19 Bdgt	FY20 Req	Req Change	FY20 Rec	Rec Change
Probate Court (04110)	1,912,387	2,120,687	2,051,677	2,275,189	10.9%	2,202,922	7.4%
Total (\$)	1,912,387	2,120,687	2,051,677	2,275,189	10.9%	2,202,922	7.4%

Positions	FY17 (12/31)	FY18 (12/31)	FY19 (9/10)	FY20 Req	Req Change	FY20 Rec	Rec Change
Filled	24	25	27	27	-	27	-
Funded	25	25	27	27	-	27	-

**Note: This department has 28 authorized positions.*

Departmental Notes

Probate Court (04100)
General Fund (100)
 2020 Budget Request/Recommendation Sheet

Base Budget by Obj Class/ Selected Obj Code	FY19 Budget	FY20 Request	FY20 Recommended	FY20 Approved	Requested Change	Recommended Change	Approved Change
51 - Personal Services & Benefits	1,813,761	1,994,175	1,912,129	-	180,414	98,368	(1,813,761)
Salaries - Full-Time	1,411,662	1,471,676	1,471,677		60,014	60,015	(1,411,662)
Salaries - Adjustments	32,475	32,475	-		-	(32,475)	(32,475)
Insurance	240,160	351,000	303,750		110,840	63,590	(240,160)
FICA	107,992	113,639	111,317		5,647	3,325	(107,992)
401(a) Match	21,472	25,385	25,385		3,913	3,913	(21,472)
Notes	Base target funded 27 positions.						
52 - Purchased / Contracted Services	189,906	189,906	189,906		-	-	(189,906)
Notes							
53 - Supplies	32,010	32,010	32,010		-	-	(32,010)
Notes							
54 - Capital Outlays	15,000	-	-		(15,000)	(15,000)	(15,000)
Notes							
57 - Other Costs	1,000	1,000	1,000		-	-	(1,000)
Notes							
Base Budget (Total)	2,051,677	2,217,091	2,135,045	-	165,414	83,368	(2,051,677)

Probate Court (04100)
General Fund (100)
 2020 Budget Request/Recommendation Sheet

Base Adjustments		FY19 Budget	FY20 Request	FY20 Rec	FY20 Approved	Req Change	Rec Change	Approved Change
B1.	Fund computer, printer equipment and upgrades for Odyssey and Eagle Recorder case management systems. <i>[Not Recommended.]</i>	N/A	15,000	-		15,000	-	-
Base Adjustments (Total)		-	15,000	-	-	15,000	-	-

Operating Enhancements		FY19 Budget	FY20 Request	FY20 Rec	FY20 Approved	Req Change	Rec Change	Approved Change
O1.	Fund increase in budget for mental health commitment. <i>[Recommended.]</i>	N/A	33,098	33,098		33,098	33,098	-
O2.	Fund increase in budget for interpreter services - costs have increased due to significant increase in non-English speaking customers petitioning to become citizens/guardians. <i>[Recommended.]</i>	N/A	10,000	10,000		10,000	10,000	-
O3.	Compensation adjustment estimate - Funding for salaries and benefits to implement the 2% raise for non-sworn staff, effective 4/1. <i>[Recommended.]</i>	N/A	N/A	24,779		N/A	24,779	-
Operating Enhancements (Total)		-	43,098	67,877	-	43,098	67,877	-

Total Budget		2,051,677	2,275,189	2,202,922	-	223,512	151,245	(2,051,677)
---------------------	--	------------------	------------------	------------------	---	----------------	----------------	--------------------

Property Appraisal (02700)
General Fund (100)
 2020 Budget Request/Recommendation Sheet

Departmental Description

The Board of Tax Assessors, a five member, part-time body appointed by the Governing Authority, selects a Chief Appraiser to run the daily operations of the department and oversee the following activities: applying fair market value to all real, personal and public utility properties as of January 1 of each year; process all property tax returns; rule on all applications for exempt status; prepare and mail notices of assessment change to property owners; provide information to the Georgia Department of Revenue for approval; appeal when necessary to the Georgia Department of Audits; the state sales ratio study; defend appraisals of all appeals before the Board of Equalization, Arbitration and Superior Court; attend required and approved training courses as mandated by the Georgia Department of Revenue and the Code of Georgia; provide access to public records via the county website and respond to inquiries.

Common Object Expenditures	FY17 Act	FY18 Act	FY19 Bdgt	FY20 Req	Req Change	FY20 Rec	App Change
51 - Personal Services and Employee Benefits	4,485,195	4,557,399	4,460,004	4,947,509	10.9%	4,894,406	9.7%
52 - Purchased / Contracted Services	455,331	509,620	621,737	905,713	45.7%	621,737	0.0%
53 - Supplies	49,024	69,061	68,871	68,871	0.0%	68,871	0.0%
54 - Capital Outlays	-	-	-	100,790	N/A	10,000	N/A
55 - Interfund / Interdepartmental Charges	81,614	97,344	84,330	84,330	0.0%	78,002	-7.5%
Total (\$)	5,071,163	5,233,424	5,234,942	6,107,213	16.7%	5,673,016	8.4%

Cost Center Level Expenditures	FY17 Act	FY18 Act	FY19 Bdgt	FY20 Req	Req Change	FY20 Rec	App Change
Property Appraisal& Assessment (02710)	5,071,163	5,233,424	5,234,942	6,107,213	16.7%	5,673,016	8.4%
Total (\$)	5,071,163	5,233,424	5,234,942	6,107,213	16.7%	5,673,016	8.4%

Positions	FY17 (12/31)	FY18 (12/31)	FY19 (9/10)	FY20 Req	Req Change	FY20 Rec	App Change
Filled	60	64	69	70	1		(69)
Funded	66	66	70	70	-		(70)

*Note: This department has 70 authorized positions.

Departmental Notes

Property Appraisal (02700)
General Fund (100)
 2020 Budget Request/Recommendation Sheet

Base Budget by Obj Class/ Selected Obj Code	FY19 Budget	FY20 Request	FY20 Recommended	FY20 Approved	Requested Change	Recommended Change	Approved Change
51 - Personal Services & Benefits	4,460,004	4,877,408	4,761,990	-	417,404	301,986	(4,460,004)
Salaries	3,571,551	3,669,858	3,669,190		98,307	97,639	(3,571,551)
Insurance	611,040	897,000	776,250		285,960	165,210	(611,040)
FICA	270,091	277,746	277,746		7,655	7,655	(270,091)
401(a) Match	-	31,482	31,482		31,482	31,482	-
Workers Compensation	1,322	1,322	1,322		-	-	(1,322)
Allowance - Automobile	6,000	-	6,000		(6,000)	-	(6,000)
Notes	Base target funded 69 Positions.						
52 - Purchased / Contracted Services	621,737	621,737	621,737		-	-	(621,737)
Notes							
53 - Supplies	68,871	68,871	68,871		-	-	(68,871)
Notes							
55 - Interfund / Interdepartmental Charges	84,330	84,330	81,166		-	(3,164)	(84,330)
Notes							
Base Budget (Total)	5,234,942	5,652,346	5,533,764	-	417,404	298,822	(5,234,942)

Property Appraisal (02700)
General Fund (100)
 2020 Budget Request/Recommendation Sheet

Base Adjustments		FY19 Budget	FY20 Request	FY20 Rec	FY20 Approved	Req Change	Rec Change	Approved Change
B1.	Fund one existing position - Appraisal Quality Control Specialist. <i>[Recommended.]</i>	N/A	70,101	68,351		70,101	68,351	-
Base Adjustments (Total)		-	70,101	68,351	-	70,101	68,351	-

Operating Enhancements		FY19 Budget	FY20 Request	FY20 Rec	FY20 Approved	Req Change	Rec Change	Approved Change
O1.	Flooring Replacement. <i>[Not recommended at this time.]</i>	N/A	75,000	-		75,000	-	-
O2.	Scanners for imaging documents. <i>Recommended.]</i>	N/A	10,000	10,000		10,000	10,000	-
O3.	Mobile Assessors. <i>[Not recommended.]</i>	N/A	299,766	-		299,766	-	-
O4.	Compensation adjustment estimate - Funding for salaries and benefits to implement the 2% raise for non-sworn staff, effective 4/1. <i>[Recommended.]</i>	N/A	N/A	60,901		N/A	60,901	-
Operating Enhancements (Total)		-	384,766	70,901	-	384,766	70,901	-

Total Budget		5,234,942	6,107,213	5,673,016	-	872,271	438,074	(5,234,942)
---------------------	--	------------------	------------------	------------------	---	----------------	----------------	--------------------

Public Defender (04500)**General Fund (100)**

2020 Budget Request/Recommendation Sheet

Departmental Description

The Public Defender's Office was created in 1969 to comply with the United States Supreme Court rulings requiring the provision of attorneys to persons charged in criminal cases. We provide this service in all the Courts including Superior Court, State Court, Juvenile Court, Magistrate Court, all Accountability Courts, all diversion programs, and all Appellate Courts. We are the second largest office in Georgia and with a staff of 91, including attorneys, investigators, social workers, administrative assistants, paralegals and an interpreter, we work to provide excellent legal representation to our clients. In addition to having a dedicated Juvenile Division, Superior Court Division, State Court Division and Early Representation Division, we have the following specialized divisions: SB440 in which we represent children charged as adults; Behavioral Health in which we represent clients who suffer from serious mental illness; Accountability Courts in which we represent clients in Drug Courts, Mental Health Courts, DUI Courts, and Veteran's Court; Appellate in which we represent clients in their appeals; Complex litigation in which we represent clients charged with the most serious and high profile crimes; Cases Involving Children in which we represent clients charged with crimes against children; and our Second Chances Program in which we help clients with the collateral consequences that often comes with an arrest or conviction in a criminal case.

Common Object Expenditures	FY17 Act	FY18 Act	FY19 Bdgt	FY20 Req	Req Change	FY20 Rec	Rec Change
51 - Personal Services and Employee Benefits	8,455,927	8,569,121	8,383,856	10,058,301	20.0%	8,915,707	6.3%
52 - Purchased / Contracted Services	680,286	697,694	754,510	775,360	2.8%	770,530	2.1%
53 - Supplies	97,320	88,051	108,440	112,640	3.9%	108,440	0.0%
54 - Capital Outlays	7,718	6,808	2,601	13,401	415.2%	2,601	0.0%
55 - Interfund / Interdepartmental Charges	83,585	93,271	95,587	118,262	23.7%	97,479	2.0%
Total (\$)	9,324,837	9,454,944	9,344,994	11,077,964	18.5%	9,894,757	5.9%

Cost Center Level Expenditures	FY17 Act	FY18 Act	FY19 Bdgt	FY20 Req	Req Change	FY20 Rec	Rec Change
Public Defender (04510)	9,324,837	9,454,944	9,344,994	11,077,964	18.5%	9,894,757	5.9%
Total (\$)	9,324,837	9,454,944	9,344,994	11,077,964	18.5%	9,894,757	5.9%

Positions	FY17 (12/31)	FY18 (12/31)	FY19 (9/10)	FY20 Req	Req Change	FY20 Rec	Rec Change
Filled	83	82	92	98	6	94	2
Funded	83	83	94	98	4	94	-

*Note: This department has 96 authorized positions.

Departmental Notes

4 new positions, 2 filled existing positions requested.

Public Defender (04500)
General Fund (100)
 2020 Budget Request/Recommendation Sheet

Base Budget by Obj Class/ Selected Obj Code	FY19 Budget	FY20 Request	FY20 Recommended	FY20 Approved	Requested Change	Recommended Change	Approved Change
51 - Personal Services & Benefits	8,383,856	8,898,461	8,593,814	-	514,605	209,958	(8,383,856)
Salaries - Full-Time	6,244,227	6,357,144	6,939,456		112,917	695,229	(6,244,227)
Salaries -Adjustments	175,704	175,704	-		-	(175,704)	(175,704)
Salaries - Savings	578,852	578,852	-		-	(578,852)	(578,852)
Insurance	819,320	1,196,000	1,035,000		376,680	215,680	(819,320)
FICA	478,721	483,464	530,869		4,743	52,148	(478,721)
401(a) Match	42,135	62,400	62,400		20,265	20,265	(42,135)
Workers Compensation	44,897	44,897	26,089		-	(18,808)	(44,897)
Notes	Base target funded 92 positions. Interfund Adjustment +\$10,000. Includes funding for salary supplements and 2% COLA for Director requested in Enhancement 04.						
52 - Purchased / Contracted Services	754,510	754,510	754,510		-	-	(754,510)
Notes							
53 - Supplies	108,440	108,440	108,440		-	-	(108,440)
Notes							
54 - Capital Outlays	2,601	2,601	2,601		-	-	(2,601)
Notes							
55 - Interfund/Interdepartmental Change	95,587	95,587	97,479		-	1,892	(95,587)
Notes	Interfund Adjustment +\$1,892						
Base Budget (Total)	9,344,994	9,859,599	9,556,844	-	514,605	211,850	(9,344,994)

Public Defender (04500)
General Fund (100)
 2020 Budget Request/Recommendation Sheet

Base Adjustments		FY19 Budget	FY20 Request	FY20 Rec	FY20 Approved	Req Change	Rec Change	Approved Change
B1.	Fund two existing positions - Attorney II, hired 10/15/19 and Attorney III hired 9/23/19. <i>[Recommended - added via CEO amendment.]</i>	N/A	219,025	215,525		219,025	215,525	-
Base Adjustments (Total)		-	219,025	215,525	-	219,025	215,525	-

Operating Enhancements		FY19 Budget	FY20 Request	FY20 Rec	FY20 Approved	Req Change	Rec Change	Approved Change
O1.	Fund office lease. <i>[Recommended.]</i>	N/A	16,020	16,020		16,020	16,020	-
O2.	Fund five computer updates. <i>[Not Recommended.]</i>	N/A	6,000	-		6,000	-	-
O3.	Compensation adjustment estimate - Funding for salaries and benefits to implement the 2% raise for non-sworn staff, effective 4/1. <i>[Recommended.]</i>	N/A	N/A	106,368		N/A	106,368	-
O4.	Fund Salaries - Adjustments - includes mandatory 2% cost of living adjustment for Director not reflected in base budget and salary adjustments for Attorneys. <i>[Supplements and 2% adjustment for Director added to base recommendation.]</i>	N/A	685,220	-		685,220	-	-
Operating Enhancements (Total)		-	707,240	122,388	-	707,240	122,388	-

Total Budget		9,344,994	10,785,864	9,894,757	-	1,440,870	549,763	(9,344,994)
---------------------	--	------------------	-------------------	------------------	---	------------------	----------------	--------------------

Public Works Director (05500)
General Fund (100)
 2020 Budget Request/Recommendation Sheet

Departmental Description

The Director's Office oversees: Fleet Management, Roads & Drainage, Sanitation and Transportation. The Fleet Division provides preventive maintenance and repair services to maintain a highly functional, efficient and economical fleet operation to support DeKalb County departments. The Roads & Drainage Division maintains all county paved and unpaved roads, bridges and drainage structures, stormwater drainage systems, administers the citizen's drainage program, obtains parcels, tracts of land and easements necessary to complete scheduled state and county construction projects. The Sanitation Division collects, transports and disposes of all solid waste generated in the unincorporated areas of DeKalb and cities within DeKalb for which an agreement has been executed, for both commercial and residential customers and manages the county's landfill and composting operations. The Transportation Division improves safety and efficiency of existing transportation infrastructure and traffic safety for the benefit of DeKalb citizens.

Common Object Expenditures	FY17 Act	FY18 Act	FY19 Bdgt	FY20 Req	Req Change	FY20 Rec	Rec Change
51 - Personal Services and Employee Benefits	440,075	594,795	422,350	431,460	2.2%	528,566	25.1%
52 - Purchased / Contracted Services	78,677	25,161	98,503	98,503	0.0%	92,626	-6.0%
53 - Supplies	11,232	883	11,301	11,301	0.0%	11,301	0.0%
54 - Capital Outlays	1,050	-	-	-	N/A	-	N/A
55 - Interfund / Interdepartmental Charges	76,924	5,102	22,249	22,249	0.0%	-	-100.0%
Total (\$)	607,959	625,940	554,403	563,513	1.6%	632,493	14.1%

Cost Center Level Expenditures	FY17 Act	FY18 Act	FY19 Bdgt	FY20 Req	Req Change	FY20 Rec	Rec Change
Public Works - Directors Office (05510)	607,959	625,940	554,403	563,513	1.6%	632,493	14.1%
Total (\$)	607,959	625,940	554,403	563,513	1.6%	632,493	14.1%

Positions	FY17 (12/31)	FY18 (12/31)	FY19 (9/10)	FY20 Req	Req Change	FY20 Rec	Rec Change
Filled	5	4	4	4	-	5	1
Funded	6	6	4	4	-	5	1

*Note: This department has 4 authorized positions.

Departmental Notes

Public Works Director (05500)
General Fund (100)
 2020 Budget Request/Recommendation Sheet

Base Budget by Obj Class/ Selected Obj Code	FY19 Budget	FY20 Request	FY20 Recommended	FY20 Approved	Requested Change	Recommended Change	Approved Change
51 - Personal Services & Benefits	422,350	431,460	430,830	-	9,110	8,480	(422,350)
Salaries - Full-Time	339,867	346,955	346,955		7,088	7,088	(339,867)
Salaries - Adjustments	10,353	-	-		(10,353)	(10,353)	(10,353)
Salaries - Overtime	970	970	970		-	-	(970)
Insurance	36,480	52,000	45,000		15,520	8,520	(36,480)
FICA	23,730	24,487	24,487		757	757	(23,730)
401(a) Match	4,950	7,049	7,049		2,099	2,099	(4,950)
Workers Compensation	-	-	370		-	370	-
Allowances - Automobile	6,000	-	6,000		(6,000)	-	(6,000)
Notes	Base target funded 4 positions.						
52 - Purchased / Contracted Services	98,503	98,503	92,626		-	(5,877)	(98,503)
Notes	Base target funded 4 positions. Base recommendation adjusted based on actual spending level in prior years.						
53 - Supplies	11,301	11,301	11,301		-	-	(11,301)
Notes							
55 - Interfund / Interdepartmental Charges	22,249	22,249			-	(22,249)	(22,249)
Notes							
Base Budget (Total)	554,403	563,513	534,757	-	9,110	(19,646)	(532,154)

Public Works Director (05500)
General Fund (100)
 2020 Budget Request/Recommendation Sheet

Operating Enhancements		FY19 Budget	FY20 Request	FY20 Rec	FY20 Approved	Req Change	Rec Change	Approved Change
O1.	Compensation adjustment estimate - Funding for salaries and benefits to implement the 2% raise for non-sworn staff, effective 4/1. <i>[Recommended.]</i>	N/A	N/A	5,823		N/A	5,823	-
O2.	Fund new Business Analyst position - Position will assist all Public Works divisions in analysis and planning <i>[Recommended - added via CEO amendment.]</i>	N/A	N/A	91,913		N/A	91,913	
Operating Enhancements (Total)		-	-	97,736	-	-	97,736	-
Total Budget		554,403	563,513	632,493	-	9,110	78,090	(532,154)

Purchasing (01400)**General Fund (100)**

2020 Budget Request/Recommendation Sheet

Departmental Description

The Purchasing and Contracting Department provides centralized procurement utilizing six procurement methods: competitive sealed bids, competitive sealed proposals, informal purchases, sole source purchases, emergency purchases, cooperative purchases, meet our service level agreements with user departments, maintain supplier data file, conduct public bid openings, maintain annual and formal contracts, administer countywide oracle e-procurement training, and oversee Local Small Business Enterprise (LSBE) Ordinance: certifications and compliance in the most effective and efficient manner in accordance with the County's policies and procedures.

Common Object Expenditures	FY17 Act	FY18 Act	FY19 Bdgt	FY20 Req	Req Change	FY20 Rec	Rec Change
51 - Personal Services and Employee Benefits	2,647,338	2,513,293	2,494,732	3,245,695	30.1%	2,712,537	8.7%
52 - Purchased / Contracted Services	427,135	333,540	302,269	240,418	-20.5%	240,418	-20.5%
53 - Supplies	14,071	(57,966)	21,942	19,942	-9.1%	19,942	-9.1%
54 - Capital Outlays	-	6,996	10,000	62,000	520.0%	62,000	520.0%
55 - Interfund / Interdepartmental Charges	33	-	-	-	N/A	3,574	N/A
61 - Other Financing Uses	-	-	-	60,000	N/A	-	N/A
Total (\$)	3,088,577	2,795,863	2,828,943	3,628,055	28.2%	3,038,471	7.4%

Cost Center Level Expenditures	FY17 Act	FY18 Act	FY19 Bdgt	FY20 Req	Req Change	FY20 Rec	Rec Change
Central Services (01430)	48	(73,957)	3,144	3,144	0.0%	3,144	0.0%
Contract Compliance (01450)	321,964	275,812	210,423	428,414	103.6%	313,603	49.0%
Contracts (01440)	5,668	6,320	368	368	0.0%	-	-100.0%
General (01410)	874,146	831,215	1,044,945	1,007,252	-3.6%	1,040,350	-0.4%
Procurement (01460)	1,886,752	1,756,473	1,570,063	2,188,877	39.4%	1,681,374	7.1%
Total (\$)	3,088,577	2,795,863	2,828,943	3,628,055	28.2%	3,038,471	7.4%

Positions	FY17 (12/31)	FY18 (12/31)	FY19 (9/10)	FY20 Req	Req Change	FY20 Rec	Rec Change
Filled	29	29	30	40	10	33	3
Funded	33	33	31	40	9	33	2

*Note: This department has 38 authorized positions.

Departmental Notes

Purchasing (01400)
General Fund (100)
 2020 Budget Request/Recommendation Sheet

Base Budget by Obj Class/ Selected Obj Code	FY19 Budget	FY20 Request	FY20 Recommended	FY20 Approved	Requested Change	Recommended Change	Approved Change
51 - Personal Services & Benefits	2,494,732	2,534,780	2,441,668	-	40,048	(53,064)	(2,494,732)
Salaries	1,992,041	1,922,886	1,921,450		(69,155)	(70,591)	(1,992,041)
Salaries - Adjustments	45,176	45,176	-		-	(45,176)	(45,176)
Insurance	267,520	390,000	337,500		122,480	69,980	(267,520)
FICA	161,173	146,330	146,330		(14,843)	(14,843)	(161,173)
401(A) Employer Contribution	18,822	26,388	26,388		7,566	7,566	(18,822)
Workers Compensation	4,000	4,000	4,000		-	-	(4,000)
Allowance - Automobile	6,000	-	6,000		(6,000)	-	(6,000)
Notes	Base target funded 30 positions.						
52 - Purchased / Contracted Services	302,269	240,418	240,418		(61,851)	(61,851)	(302,269)
Notes							
53 - Supplies	21,942	19,942	19,942		(2,000)	(2,000)	(21,942)
Notes							
54 - Capital Outlays	10,000	62,000	62,000		52,000	52,000	(10,000)
Notes							
55 - Interfund/Interdepartmental Charges	-	-	3,574		-	3,574	-
Notes							
Base Budget (Total)	2,828,943	2,857,140	2,767,602	-	28,197	(61,341)	(2,828,943)

Purchasing (01400)
General Fund (100)
 2020 Budget Request/Recommendation Sheet

Base Adjustments		FY19 Budget	FY20 Request	FY20 Rec	FY20 Approved	Req Change	Rec Change	Approved Change
B1.	Fund four existing positions - one Procurement Agent (filled), two Procurement Agent, Senior, and one Procurement Technician. <i>[Recommend filled Procurement Agent]</i>	N/A	307,502	81,690		307,502	81,690	-
Base Adjustments (Total)		-	307,502	81,690	-	307,502	81,690	-

Operating Enhancements		FY19 Budget	FY20 Request	FY20 Rec	FY20 Approved	Req Change	Rec Change	Approved Change
O1.	Fund four vacant existing positions - one Administrative Specialist, one Administrative Support Manager, two Contract Compliance Administrators. <i>[Recommend two Contract Compliance Administrators.]</i>	N/A	288,602	156,958		288,602	156,958	-
O2.	Compensation adjustment estimate - Funding for salaries and benefits to implement the 2% raise for non-sworn staff, effective 4/1. <i>[Recommended.]</i>	N/A	N/A	32,221		N/A	32,221	-
O3.	Fund two new positions - one Program Coordinator Senior Services and one Document Control Coordinator. <i>[Not recommended.]</i>	N/A	114,811	-		114,811	-	-
O4.	Fund expansion completion of main file room. <i>[Moved to Contributions - General Fund.]</i>	N/A	60,000	-		60,000	-	-
		-	463,413	189,179	-	463,413	189,179	-

Total Budget		2,828,943	3,628,055	3,038,471	-	799,112	209,528	(2,828,943)
---------------------	--	------------------	------------------	------------------	---	----------------	----------------	--------------------

Recreation (06200)**Recreation Fund (207)**

2020 Budget Request/Recommendation Sheet

Departmental Description

The Recreation Fund provides a variety of year-round programs on a fee-for-service basis. The recreation fund was established in 1975 to assist with the operating cost of programs that convene at athletic, aquatic, and recreational facilities. The fee-based program generates revenue for recreational activities. These activities consist of drama, dance, swim lessons, basketball, and other programs based on community interest.

Common Object Expenditures	FY17 Act	FY18 Act	FY19 Bdgt	FY20 Req	Req Change	FY20 Rec	Rec Change
51 - Personal Services and Employee Benefits	545,864	552,100	645,893	648,406	0.4%	646,656	0.1%
52 - Purchased / Contracted Services	189,211	281,541	137,602	137,602	0.0%	137,602	0.0%
53 - Supplies	195,643	333,485	124,894	124,894	0.0%	124,894	0.0%
54 - Capital Outlays	16,851	6,162	-	-	N/A	-	N/A
Total (\$)	947,569	1,173,288	908,389	910,902	0.3%	909,152	0.1%

Cost Center Level Expenditures	FY17 Act	FY18 Act	FY19 Bdgt	FY20 Req	Req Change	FY20 Rec	Rec Change
Adult Softball (06255)	7,142	2,164	-	-	N/A	N/A	N/A
Brownsmill Rec Center (06226)	8,896	63,615	32,165	29,774	-7.4%	29,774	-7.4%
Gresham Rec Center (06219)	1,797	36,668	8,682	8,682	0.0%	8,682	0.0%
Hamilton Rec Center (06242)	53,002	6,850	28,070	28,070	0.0%	28,070	0.0%
Lucious Sanders Rec Center (06215)	9,432	27,438	12,670	12,670	0.0%	12,670	0.0%
Midway Rec Center (06222)	1,824	26,695	7,670	7,670	0.0%	7,670	0.0%
N H Scott Rec Center (06221)	31,709	18,399	7,670	7,670	0.0%	7,670	0.0%
Playground Day Camp (06230)	683,020	791,977	740,701	745,605	0.7%	745,605	0.7%
Recreation Exchange Park (06213)	-	23,856	-	-	N/A	(1,750)	N/A
Therapeutic Rec Programs (06204)	3,608	16,125	12,860	12,860	0.0%	12,860	0.0%
Tucker Rec Center (06224)	33,407	13,661	-	-	N/A	-	N/A
Youth Sports (06257)	96,500	60,014	43,123	43,123	0.0%	43,123	0.0%
Recreation - Redan Park Rec Center (06217)	381	18,568	14,778	14,778	0.0%	14,778	0.0%
Outdoor Recreation (06203)	16,851	60,899	-	-	N/A	-	N/A
Tobie Grant Rec Center (06223)	-	5,780	-	-	N/A	-	N/A
Arabia Mountain (06201)	-	577	-	-	N/A	-	N/A
Total (\$)	947,569	1,173,288	908,389	910,902	0.3%	909,152	0.1%

Recreation (06200)
Recreation Fund (207)
2020 Budget Request/Recommendation Sheet

Positions	FY17 (12/31)	FY18 (12/31)	FY19 (9/10)	FY20 Req	Req Change	FY20 Rec	Rec Change
Filled	-	1	1	1	-	1	-
Funded	-	1	1	1	-	1	-

**Note: This department has 1 authorized position.*

Departmental Notes

Recreation (06200)
Recreation Fund (207)
 2020 Budget Request/Recommendation Sheet

Base Budget by Obj Class/ Selected Obj Code	FY19 Budget	FY20 Request	FY20 Recommended	FY20 Approved	Requested Change	Recommended Change	Approved Change
51 - Personal Services & Benefits	645,893	650,797	646,656	-	4,904	763	(645,893)
Salaries	-	37,440	37,440		37,440	37,440	-
Salaries - Temporary	591,275	591,275	591,275		-	-	(591,275)
Insurance	-	13,000	11,250		13,000	11,250	-
FICA	49,523	2,864	2,864		(46,659)	(46,659)	(49,523)
401(a) Match	-	1,123	1,123		1,123	1,123	-
Workers Compensation	5,095	5,095	2,704		-	(2,391)	(5,095)
Notes	Base target funded 1 position.						
52 - Purchased / Contracted Services	137,602	137,602	137,602		-	-	(137,602)
Notes							
53 - Supplies	124,894	124,894	124,894		-	-	(124,894)
Notes							
Base Budget (Total)	908,389	913,293	909,152	-	4,904	763	(908,389)
Total Budget	908,389	913,293	909,152	-	4,904	763	(908,389)

Rental Motor Vehicle Tax (10280)
Rental Motor Vehicle Tax Fund (280)
 2020 Budget Request/Recommendation Sheet

Departmental Description

The Rental Motor Vehicle Excise Tax Department is the mechanism for accounting for transactions involving DeKalb County's assessment of a 3% levy on rental cars. This tax was approved by the Board of Commissioners in January 2007. This excise tax is used to promote industry, trade, commerce, and tourism. Capital projects such as the construction of convention, trade, sports, and recreational facilities or public safety facilities as well as debt service on such projects can be made from the proceeds of this tax. Such expenditures may include capital costs as well as operating costs.

Common Object Expenditures	FY17 Act	FY18 Act	FY19 Bdgt	FY20 Req	Req Change	FY20 Rec	Rec Change
52 - Purchased / Contracted Services	7,287	-	-	-	N/A	-	N/A
61 - Other Financing Uses	-	1,087,000	597,815	597,815	0.0%	655,283	9.6%
Total (\$)	7,287	1,087,000	597,815	597,815	0.0%	655,283	9.6%

Cost Center Level Expenditures	FY17 Act	FY18 Act	FY19 Bdgt	FY20 Req	Req Change	FY20 Rec	Rec Change
Rental Motor Vehicle Excise Tax Fund (10280)	7,287	1,087,000	597,815	597,815	0.0%	655,283	9.6%
Total (\$)	7,287	1,087,000	597,815	597,815	0.0%	655,283	9.6%

Positions	FY17 (12/31)	FY18 (12/31)	FY19 (9/10)	FY20 Req	Req Change	FY20 Rec	Rec Change
Filled	N/A	N/A	N/A	N/A	N/A	N/A	N/A
Funded	N/A	N/A	N/A	N/A	N/A	N/A	N/A

**Note: This department has no authorized positions.*

Departmental Notes

In 2019, these funds were dedicated to support various miscellaneous activities within the Recreation, Parks, & Cultural Affairs Department, such as the Callanwolde Fine Arts Center, Spruill Center for the Arts, ARTS Center, and the Porter Sanford Performing Arts Center.

Rental Motor Vehicle Tax (10280)
Rental Motor Vehicle Tax Fund (280)
 2020 Budget Request/Recommendation Sheet

Base Budget by Obj Class/ Selected Obj Code	FY19 Budget	FY20 Request	FY20 Recommended	FY20 Approved	Requested Change	Recommended Change	Approved Change
61 - Other Financing Uses	597,815	597,815	655,283		-	57,468	(597,815)
Notes	Transfer to STD - DS						
Base Budget (Total)	597,815	597,815	655,283	-	-	57,468	(597,815)
Total Budget	597,815	597,815	655,283	-	-	57,468	(597,815)

Risk Management (01000)
Risk Management Fund (631)
 2020 Budget Request/Recommendation Sheet

Departmental Description

The Risk Management Fund includes the following coverages: unemployment insurance; group health and life; building and contents; boiler and machinery; various floaters; monies, securities, and blanket bond; airport liability insurance; police helicopters; and loss control. In addition, funds for the defense of claims brought against the county, its officers, and employees.

Common Object Expenditures	FY17 Act	FY18 Act	FY19 Bdgt	FY20 Req	Req Change	FY20 Rec	Rec Change
51 - Personal Services and Employee Benefits	1,435,756	1,243,987	1,023,780	838,269	-18.1%	1,158,802	13.2%
52 - Purchased / Contracted Services	6,194,069	7,863,410	8,196,793	7,744,369	-5.5%	8,443,100	3.0%
53 - Supplies	80,333	17,643	18,000	18,000	0.0%	106,000	488.9%
55 - Interfund / Interdepartmental Charges	3,967,461	3,753,818	3,000,000	3,000,000	0.0%	3,000,000	0.0%
57 - Other Costs	241,638	147,256	100,000	100,000	0.0%	100,000	0.0%
61 - Other Financing Uses	1,664,414	-	1,069,546	-	-100.0%	-	-100.0%
70 - Retirement Services	-	-	143,091	5,000	-96.5%	155,101	8.4%
71 - Payroll Liabilities	69,566,591	73,658,756	95,310,300	95,310,200	0.0%	108,057,590	13.4%
Total (\$)	83,150,262	86,684,871	108,861,510	107,015,838	-1.7%	121,020,593	11.2%

Cost Center Level Expenditures	FY17 Act	FY18 Act	FY19 Bdgt	FY20 Req	Req Change	FY20 Rec	Rec Change
Group Health & Life (01020)	69,566,591	73,658,756	95,310,300	95,310,200	0.0%	108,057,590	13.4%
Other (01025)	13,343,163	12,884,692	13,451,210	11,605,638	-13.7%	12,863,003	-4.4%
Unemployment Compensation (01015)	240,508	141,423	100,000	100,000	0.0%	100,000	0.0%
Total (\$)	83,150,262	86,684,871	108,861,510	107,015,838	-1.7%	121,020,593	11.2%

Positions	FY17 (12/31)	FY18 (12/31)	FY19 (9/10)	FY20 Req	Req Change	FY20 Rec	Rec Change
Filled	10	11	11	11	-	11	-
Funded	13	11	11	11	-	11	-

*Note: This department has 11 authorized positions.

Departmental Notes

The county match for retiree health insurance is reversed out both revenues and expenses of the Risk Management Fund each year during the audit/adjustment period, per GASB rules. The amount is typically \$19M - \$20M. Previous years' lower amounts reflect that entry.

Risk Management (01000)
Risk Management Fund (631)
 2020 Budget Request/Recommendation Sheet

Base Budget by Obj Class/ Selected Obj Code	FY19 Budget	FY20 Request	FY20 Recommended	FY20 Approved	Requested Change	Recommended Change	Approved Change
51 - Personal Services & Benefits	1,023,780	838,269	1,148,113	-	(185,511)	124,333	(1,023,780)
Salaries	662,959	643,214	643,214		(19,745)	(19,745)	(662,959)
Salaries - Part Time	13,516	13,516	98,186		-	84,670	(13,516)
Salaries - Adjustments	100,320	130,000	123,750		29,680	23,430	(100,320)
Salaries - Overtime	50,719	49,206	55,463		(1,513)	4,744	(50,719)
Insurance	2,266	2,333	2,500		67	234	(2,266)
FICA	194,000	-	225,000		(194,000)	31,000	(194,000)
Notes	Base request funds 11 positions.						
52 - Purchased / Contracted Services	8,196,793	7,744,369	7,718,100		(452,424)	(478,693)	(8,196,793)
Notes	Vehicle Insurance \$5.2M. Other Prof. Svcs. (consulting) \$950K. Other insurance programs \$825K.						
53 - Supplies	18,000	18,000	18,000		-	-	(18,000)
Notes							
55 - Interfunds	3,000,000	3,000,000	3,000,000		-	-	(3,000,000)
Notes	Contingent for legal settlements.						
57 - Other Costs	100,000	100,000	100,000		-	-	(100,000)
Notes	Unemployment insurance reserve.						
61 - Other Financing Uses	1,069,546	-	-		(1,069,546)	(1,069,546)	(1,069,546)
Notes							
70 - Retirement Services	143,091	5,000	150,453		(138,091)	7,362	(143,091)
Notes	County pension match allocation.						
71 - Payroll Liabilities	95,310,200	95,310,200	109,053,590		-	13,743,390	(95,310,200)
Notes	Health insurance.						
Base Budget (Total)	108,861,410	107,015,838	121,188,256	-	(1,845,572)	12,326,846	(108,861,410)

Operating Enhancements	FY19 Budget	FY20 Request	FY20 Rec	FY20 Approved	Req Change	Rec Change	Approved Change
O1. Establish a savings-funded on-site employee clinic. Projected health insurance savings to fund or exceed cost of clinic. Components of expenses (1/2 year for FY20): Outsourced personnel \$500K. Build-out costs: \$225K. Drugs/Supplies \$88K. <i>[Recommended.]</i>	N/A	(183,000)	(183,000)		(183,000)	(183,000)	-

Risk Management (01000)
Risk Management Fund (631)
 2020 Budget Request/Recommendation Sheet

O2.	Compensation adjustment estimate - Funding for salaries and benefits to implement the 2% raise for non-sworn staff, effective 4/1. <i>[Recommended.]</i>	N/A	N/A	10,689		N/A	10,689	-
O3.	Retiree cost of living adjustment (COLA) – Funding to implement a 2% COLA for retirees. <i>[Recommended.]</i>	N/A	N/A	4,648		N/A	4,648	-
Operating Enhancements (Total)		-	(183,000)	(167,663)	-	(183,000)	(167,663)	-
Total Budget		108,861,410	106,832,838	121,020,593	-	(2,028,572)	12,159,183	(108,861,410)

Roads & Drainage (05700)
Special Tax District - Designated (271)
 2020 Budget Request/Recommendation Sheet

Departmental Description

The Roads & Drainage Division of Public Works Department is responsible for performing all needed repairs, maintenance, construction and upgrades to the County's road way system, including bridges, drainage structure and traffic control devices. The Division is also responsible for the management of the County's Stormwater and Flood Programs. The Division's responsibilities are directed and controlled by the Associate Director of Public Works Roads & Drainage with operations through five functional areas: Administration, Stormwater, Construction, Traffic Engineering and Speed Humps.

Common Object Expenditures	FY17 Act	FY18 Act	FY19 Bdgt	FY20 Req	Req Change	FY20 Rec	Rec Change
51 - Personal Services and Employee Benefits	8,681,524	8,736,127	8,126,384	8,860,827	9.0%	8,567,503	5.4%
52 - Purchased / Contracted Services	402,589	639,325	740,854	1,490,854	101.2%	740,854	0.0%
53 - Supplies	2,082,881	3,524,848	4,056,622	4,700,121	15.9%	4,056,622	0.0%
55 - Interfund / Interdepartmental Charges	3,176,035	3,440,994	3,441,797	3,441,797	0.0%	3,078,058	-10.6%
61 - Other Financing Uses	-	-	-	4,600,000	N/A	-	N/A
Total (\$)	14,343,029	16,341,295	16,365,657	23,093,599	41.1%	16,443,037	0.5%

Cost Center Level Expenditures	FY17 Act	FY18 Act	FY19 Bdgt	FY20 Req	Req Change	FY20 Rec	Rec Change
Administration (05705)	597,651	622,530	790,090	922,733	16.8%	777,840	-1.6%
Drainage Maintenance (05750)	974	593	4,230	4,230	0.0%	1,075	-74.6%
Maintenance (05735)	1,561,221	1,746,528	1,572,402	2,607,615	65.8%	1,516,271	-3.6%
Road Maintenance (05740)	6,329,104	8,398,135	7,546,988	12,378,889	64.0%	7,453,432	-1.2%
Signals (05766)	2,263,255	2,143,917	2,865,687	3,260,910	13.8%	2,821,699	-1.5%
Signs & Paint (05767)	926,871	945,099	1,335,704	1,393,551	4.3%	1,374,062	2.9%
Speed Humps (05764)	-	106,262	64,521	69,766	8.1%	67,423	4.5%
Support Services (05745)	1,587,472	1,493,150	1,414,328	1,544,225	9.2%	1,532,283	8.3%
Traffic Operations (05760)	929,268	885,081	771,707	911,679	18.1%	898,952	16.5%
Total (\$)	14,195,817	16,341,295	16,365,657	23,093,599	41.1%	16,443,037	0.5%

Positions	FY17 (12/31)	FY18 (12/31)	FY19 (9/10)	FY20 Req	Req Change	FY20 Rec	Rec Change
Filled	117	124	125	131	6	131	6
Funded	131	131	131	131	-	131	-

*Note: This department has 169 authorized positions.

Departmental Notes

Roads & Drainage (05700)
Special Tax District - Designated (271)
2020 Budget Request/Recommendation Sheet

Base Budget by Obj Class/ Selected Obj Code	FY19 Budget	FY20 Request	FY20 Recommended	FY20 Approved	Requested Change	Recommended Change	Approved Change
51 - Personal Services & Benefits	8,126,384	8,623,230	8,241,888	-	496,846	115,504	(8,126,384)
Salaries - Full-Time	5,667,927	5,709,701	5,709,701		41,774	41,774	(5,667,927)
Salaries - Adjustments	176,304	176,304	-		-	(176,304)	(176,304)
Salaries - Overtime	334,202	334,202	334,202		-	-	(334,202)
Insurance	1,194,720	1,625,000	1,406,250		430,280	211,530	(1,194,720)
FICA	428,556	436,792	436,792		8,236	8,236	(428,556)
401(a) Match	35,030	51,587	51,587		16,557	16,557	(35,030)
Workers Compensation	289,645	289,645	303,356		-	13,711	(289,645)
Notes	Base target funded 125 positions. Recommendation eliminates the \$176,304 salary adjustment requested since FY19 is projected to have over \$184,000 budget remaining in this category.						
52 - Purchased / Contracted Services	740,854	740,854	740,854		-	-	(740,854)
Notes							
53 - Supplies	4,056,622	4,056,622	4,056,622		-	-	(4,056,622)
Notes							
55 - Interfund/Interdepartmental Charges	3,441,797	3,441,797	3,078,058		-	(363,739)	(3,441,797)
Notes							
Base Budget (Total)	16,365,657	16,862,503	16,117,422	-	496,846	(248,235)	(16,365,657)

Roads & Drainage (05700)
Special Tax District - Designated (271)
 2020 Budget Request/Recommendation Sheet

Base Adjustments		FY19 Budget	FY20 Request	FY20 Rec	FY20 Approved	Req Change	Rec Change	Approved Change
B1.	Fund 6 existing vacancies - two Heavy Equipment Operators, one Equipment Operator Assistant , two Crew Workers and one Crew Supervisor. <i>[Recommended.]</i>	N/A	237,596	230,596		237,596	230,596	-
Base Adjustments (Total)		-	237,596	230,596	-	237,596	230,596	-

Operating Enhancements		FY19 Budget	FY20 Request	FY20 Rec	FY20 Approved	Req Change	Rec Change	Approved Change
O1.	Fund radio equipment upgrade - the current equipment with Motorola is phasing out, existing equipment will no longer be supported for service. Fire Rescue has already completed their radio upgrade. Police Department will finish by this year end. This upgrade is needed to continue receiving communication for emergency services. <i>[Not Recommended.]</i>	N/A	393,499	-		393,499	-	-
O2.	Fund asphaltic (patching) pavement repairs - includes heavy patching/pavement repair projects in preparation to resurfacing roadways. <i>[Not Recommended.]</i>	N/A	750,000	-		750,000	-	-
O3.	Fund traffic signal LED bulb upgrade - this is to continue the LED/Incandescent traffic signal bulb change out. LED bulbs use over 75% less energy than incandescent lighting. LED bulbs use only 11 watts while creating a light output comparable to a 60-watt incandescent bulb. <i>[Not Recommended.]</i>	N/A	250,000	-		250,000	-	-
O4.	Compensation adjustment estimate - Funding for salaries and benefits to implement the 2% raise for non-sworn staff, effective 4/1. <i>[Recommended.]</i>	N/A	N/A	95,019		N/A	95,019	-

Roads & Drainage (05700)
Special Tax District - Designated (271)
 2020 Budget Request/Recommendation Sheet

Operating Enhancements (Total)	-	1,393,499	95,019	-	1,393,499	95,019	-
---------------------------------------	---	-----------	--------	---	-----------	--------	---

Capital Enhancements		FY19 Budget	FY20 Request	FY20 Rec	FY20 App	Req Change	Rec Change	Approved Change
C1.	Fund maintenance and small engine shop - the building was condemned due to structural damage, leaking roof and the unstable floor. This area is to store and repair small engines for lawn movers, chainsaws, etc. for tree removal due to storms in preparation for any emergencies. <i>[Not Recommended.]</i>	N/A	600,000	-		600,000	-	-
C2.	Fund 2020 GDOT LMIG road resurfacing - each year the Georgia Department of Transportation provides Grant Match Funding for the resurfacing of local streets in DeKalb County. The GDOT LMIG funding program requires a matching amount from the County. <i>[Not Recommended.]</i>	N/A	4,000,000	-		4,000,000	-	-
Capital Enhancements (Total)		-	4,600,000	-	-	600,000	-	-

Total Budget	16,365,657	23,093,599	16,443,037	-	2,127,942	77,380	(16,365,657)
---------------------	------------	------------	------------	---	-----------	--------	--------------

Roads & Drainage (05700)
Speed Humps Maintenance (212)
 2020 Budget Request/Recommendation Sheet

Departmental Description

The Roads & Drainage Division of Public Works Department is responsible for performing all needed repairs, maintenance, construction and upgrades to the County's road way system, including bridges, drainage structure and traffic control devices. The Division is also responsible for the management of the County's Stormwater and Flood Programs. The Division's responsibilities are directed and controlled by the Associate Director of Public Works Roads & Drainage with operations through five functional areas: Administration, Stormwater, Construction, Traffic Engineering and Speed Humps. The Administrative section controls and manages all operational areas of the Division, that included the following: Board of Commissioners' agenda items, project lists and reporting, Georgia Department of Transportation (GDOT) Local Maintenance & Improvement Grant (LMIG) resurfacing contracts, all State/Federal contracts, Stormwater Enterprise and Tax Fund revenue documents, personnel actions, roadway rating documents, project budgetary documents (Capital, Operating & Enterprise), municipality agreements and communications with citizens, commissioners and other departments. The Speed Hump Unit is accounted for in a separate Fund and accounts for all revenue and expense associated with the Speed Hump Maintenance Program. This includes the County's appropriation for the \$25 annual maintenance fee charged with the Speed Hump Districts.

Common Object Expenditures	FY17 Act	FY18 Act	FY19 Bdgt	FY20 Req	Req Change	FY20 Rec	Rec Change
51 - Personal Services and Employee Benefits	114,585	191,601	169,199	180,639	6.8%	177,139	4.7%
52 - Purchased / Contracted Services	-	630	44,523	44,523	0.0%	44,523	0.0%
53 - Supplies	-	295	98,042	98,042	0.0%	98,042	0.0%
70 - Retirement Services	-	-	28,619	26,136	-8.7%	32,064	12.0%
Total (\$)	114,585	192,526	340,383	349,340	2.6%	351,768	3.3%

Cost Center Level Expenditures	FY17 Act	FY18 Act	FY19 Bdgt	FY20 Req	Req Change	FY20 Rec	Rec Change
Speed Humps (05770)	114,585	192,526	340,383	349,340	2.6%	351,768	3.3%
Total (\$)	114,585	192,526	340,383	349,340	2.6%	351,768	3.3%

Positions	FY17 (12/31)	FY18 (12/31)	FY19 (9/10)	FY20 Req	Req Change	FY20 Rec	Rec Change
Filled	2	2	2	2	-	2	-
Funded	2	2	2	2	-	2	-

*Note: This department has 3 authorized positions.

Departmental Notes

Roads & Drainage (05700)
Speed Humps Maintenance (212)
 2020 Budget Request/Recommendation Sheet

Base Budget by Obj Class/ Selected Obj Code	FY19 Budget	FY20 Request	FY20 Recommended	FY20 Approved	Requested Change	Recommended Change	Approved Change
51 - Personal Services & Benefits	169,199	178,295	174,795	-	9,096	5,596	(169,199)
Salaries - Full-Time	138,517	139,707	139,707		1,190	1,190	(138,517)
Insurance	18,240	26,000	22,500		7,760	4,260	(18,240)
FICA	10,597	10,688	10,688		91	91	(10,597)
401(a) Match	1,845	1,900	1,900		55	55	(1,845)
Notes	Base target funded two positions.						
52 - Purchased / Contracted Services	44,523	44,523	44,523		-	-	(44,523)
Notes							
53 - Supplies	98,042	98,042	98,042		-	-	(98,042)
Notes							
70 - Retirement Services	28,619	28,619	31,102		-	2,483	(28,619)
Notes							
Base Budget (Total)	340,383	349,479	348,462	-	9,096	8,079	(340,383)

Roads & Drainage (05700)
Speed Humps Maintenance (212)
 2020 Budget Request/Recommendation Sheet

Operating Enhancements		FY19 Budget	FY20 Request	FY20 Rec	FY20 Approved	Req Change	Rec Change	Approved Change
O1.	Compensation adjustment estimate - Funding for salaries and benefits to implement the 2% raise for non-sworn staff, effective 4/1. <i>[Recommended.]</i>	N/A	N/A	2,344		N/A	2,344	-
O1.	Retiree cost of living adjustment (COLA) – Funding to implement a 2% COLA for retirees. <i>[Recommended.]</i>	N/A	N/A	962		N/A	962	-
Operating Enhancements (Total)		-	-	3,306	-	-	3,306	-
Capital Enhancements		FY19 Budget	FY20 Request	FY20 Rec	FY20 App	Req Change	Rec Change	Approved Change
C1.	Fund speed table/traffic calming maintenance - construction, installation, and maintenance of traffic calming solutions to include speed humps. <i>[Not Recommended.]</i>	N/A	700,000	-		700,000	-	-
Capital Enhancements (Total)		-	700,000	-	-	700,000	-	-
Total Budget		340,383	1,049,479	351,768	-	709,096	11,385	(340,383)

Sanitation (08100)**Sanitation Fund (541)**

2020 Budget Request/Recommendation Sheet

Departmental Description

The DeKalb County Sanitation Division operates as a self-sustaining enterprise fund, providing a comprehensive and integrated approach to recycling and solid waste management for residential and commercial customers. The division collects, processes, and disposes solid waste, yard trimmings, bulky and special collection items from residential and commercial customers. Single-stream residential and commercial recycling is collected and transported to recycling processors. The Administration Division is comprised of personnel/payroll services, customer service, communication services and accounting services. Residential and commercial field services operations consists of the animal crematory, four residential services collections lots, special collections (roll-off and grapple services, commercial services and commercial support, processing & disposal), three transfer stations and Seminole Road Landfill.

Common Object Expenditures	FY17 Act	FY18 Act	FY19 Bdgt	FY20 Req	Req Change	FY20 Rec	App Change
51 - Personal Services and Employee Benefits	30,531,430	33,501,199	31,378,455	38,208,834	21.8%	33,419,727	6.5%
52 - Purchased / Contracted Services	2,621,429	2,772,679	2,908,811	2,528,812	-13.1%	2,528,812	-13.1%
53 - Supplies	2,910,904	3,418,089	3,518,784	3,518,784	0.0%	3,518,784	0.0%
54 - Capital Outlays	8,614	20,273	63,917	63,917	0.0%	63,917	0.0%
55 - Interfund/Interdepartmental Charges	22,551,945	22,580,544	25,395,646	23,887,146	-5.9%	23,709,483	-6.6%
57 - Other Costs	(161,741)	-	27,961	27,961	0.0%	27,961	0.0%
58 - Debt Service	1,223,324	1,223,324	1,613,332	1,613,332	0.0%	1,613,332	0.0%
61 - Other Financing Uses	1,500,000	3,213,511	1,599,609	3,477,008	117.4%	11,183,176	599.1%
70 - Retirement Services	89,431	76,763	5,171,697	5,171,697	0.0%	3,899,703	-24.6%
Total (\$)	61,275,336	66,806,382	71,678,212	78,497,491	9.5%	79,964,895	11.6%

Cost Center Level Expenditures	FY17 Act	FY18 Act	FY19 Bdgt	FY20 Req	Req Change	FY20 Rec	App Change
Administration (08105)	11,209,099	13,695,388	19,687,477	19,686,934	0.0%	25,564,980	29.9%
Central Commercial (08142)	8,790,269	8,994,258	9,260,061	10,135,833	9.5%	9,750,653	5.3%
Central Residential (08130)	13,157,591	13,263,404	8,624,549	9,234,165	7.1%	8,611,621	-0.1%
Central Special Collection (08131)	(85)	7	46,478	46,478	0.0%	3,608	-92.2%
Central Transfer Station (08120)	6,435,595	6,621,127	6,458,934	7,365,179	14.0%	6,761,803	4.7%
Commercial Support (08140)	224	72	-	-	N/A	-	N/A
East Residential (08133)	(731)	466,312	4,262,368	5,167,003	21.2%	4,800,138	12.6%
East Special Collection (08134)	(140)	-	52,174	52,174	0.0%	2,350	-95.5%
East Transfer Station (08123)	1,293	258,014	135,473	135,473	0.0%	116,739	-13.8%
Keep DeKalb Beautiful (08106)	(6,786)	2,361	273	273	0.0%	240	-12.1%
Mowing & Herbicide (08138)	22,167	2,337	122,125	164,921	35.0%	115,373	-5.5%
North Residential (08125)	7,002,243	8,079,672	7,789,105	9,918,934	27.3%	8,395,153	7.8%
North Special Collection (08126)	5,752	6,103	41,815	41,815	0.0%	5,869	-86.0%
North Transfer Station (08110)	774	10,751	22,475	22,475	0.0%	53,695	138.9%

Sanitation (08100)
Sanitation Fund (541)
 2020 Budget Request/Recommendation Sheet

Revenue Collection (08150)	960	853	-	-	N/A	-	N/A
Seminole Compost Facility (08112)	11,283	161,277	62,121	62,121	0.0%	45,891	-26.1%
Seminole Landfill (08145)	8,337,663	8,871,292	8,762,623	9,364,637	6.9%	9,070,904	3.5%
South Residential (08135)	6,305,129	6,370,831	6,198,430	6,947,345	12.1%	6,607,914	6.6%
South Special Collection (08136)	3,035	2,322	151,732	151,732	0.0%	54,907	-63.8%
South Commercial (08143)	-	-	-	-	N/A	1,940	N/A
East Commercial (08144)	-	-	-	-	N/A	1,117	N/A
Total (\$)	61,275,336	66,806,382	71,678,212	78,497,491	9.5%	79,964,895	11.6%

Positions	FY17 (12/31)	FY18 (12/31)	FY19 (9/10)	FY20 Req	Req Change	FY20 Rec	App Change
Filled	551	561	588	665	77	600	12
Funded	617	575	632	665	33	600	(32)

**Note: This department has 657 authorized positions.*

Departmental Notes

Phase one of upgrading garbage containers to 95-gallon containers (\$1.9M). Construction of landfill cell 1 is scheduled for completion in July 2020.

Sanitation (08100)
Sanitation Fund (541)
2020 Budget Request/Recommendation Sheet

Base Budget by Obj Class/ Selected Obj Code	FY19 Budget	FY20 Request	FY20 Recommended	FY20 Approved	Requested Change	Recommended Change	Approved Change
51 - Personal Services & Benefits	31,378,455	33,862,911	32,061,501	-	2,484,456	683,046	(31,378,455)
Salaries - Full-Time	20,949,153	21,075,705	21,048,777		126,552	99,624	(20,949,153)
Salaries - Adjustments	708,696	708,696	-		-	(708,696)	(708,696)
Salaries - Overtime	635,350	635,350	635,350		-	-	(635,350)
Insurance	5,315,680	7,631,000	6,589,000		2,315,320	1,273,320	(5,315,680)
FICA	1,649,130	1,610,427	1,608,367		(38,703)	(40,763)	(1,649,130)
401(a) Match	220,507	301,794	300,986		81,287	80,479	(220,507)
Unemployment Compensation	29,456	29,456	9,725		-	(19,731)	(29,456)
Workers Compensation	1,870,483	1,870,483	1,869,296		-	(1,187)	(1,870,483)
Notes	Base target funded 588 positions.						
52 - Purchased / Contracted Services	2,908,812	2,528,812	2,528,812		(380,000)	(380,000)	(2,908,812)
Notes							
53 - Supplies	3,518,784	3,518,784	3,518,784		-	-	(3,518,784)
Notes							
54 - Capital Outlays	63,917	63,917	63,917		-	-	(63,917)
Notes							
55 - Interfund/Interdepartmental Charges	25,395,646	23,714,146	23,709,483		(1,681,500)	(1,686,163)	(25,395,646)
Notes							
57 - Other Costs	27,961	27,961	27,961		-	-	(27,961)
Notes							
58 - Debt Services	1,613,332	1,613,332	1,613,332		-	-	(1,613,332)
Notes							
61 - Other Financing Uses	1,599,609	1,599,609	105,335		-	(1,494,274)	(1,599,609)
Notes							
70 - Retirement Services	5,171,697	5,171,697	3,782,873		-	(1,388,824)	(5,171,697)
Notes							
Base Budget (Total)	71,678,213	72,101,169	67,411,998	-	422,956	(1,383,117)	(63,293,575)

Sanitation (08100)
Sanitation Fund (541)
2020 Budget Request/Recommendation Sheet

Operating Enhancements		FY19 Budget	FY20 Request	FY20 Rec	FY20 Approved	Req Change	Rec Change	Approved Change
O1.	Fund 64 existing vacant positions. [<i>Recommend 12 vacant positions.</i>]	N/A	3,297,636	652,851		3,297,636	652,851	-
O2.	Fund 15 new positions - one heavy equipment operator, one crew supervisor, four refuse driver collectors, three refuse collectors, three equipment operators and three equipment operators senior. [<i>Not recommended.</i>]	N/A	696,825	-		696,825	-	-
O3.	Fund salary adjustments for compression of salaries (customer care representatives). [<i>Recommended.</i>]	N/A	38,496	38,496		38,496	38,496	-
O4.	Fund increase in salary - for equipment operators, equipment operators, sr., heavy equipment operators, tractor trailer operators and crew supervisors. [<i>Recommended.</i>]	N/A	67,108	67,108		67,108	67,108	-
O5.	Fund additional tractor - needed to support adding collection services that will be extended to the City of Doraville. [<i>Not recommended.</i>]	N/A	173,000	-		173,000	-	-
O6.	Fund salary adjustments - for heavy equipment operators, general foremen, crew supervisors, equipment operators and equipment operators, sr. in cost centers 08125, 08130, 08135, 08142 and 08145. [<i>Recommended.</i>]	N/A	245,858	245,858		245,858	245,858	-

Sanitation (08100)
Sanitation Fund (541)
 2020 Budget Request/Recommendation Sheet

O7.	Compensation adjustment estimate - funding for salaries and benefits to implement the 2% raise for non-sworn staff. <i>[Recommended.]</i>	N/A	N/A	353,913		N/A	353,913	-
O8.	Retiree cost of living adjustment (COLA) - Funding to implement a 2% COLA for retirees. <i>[Recommended.]</i>	N/A	N/A	116,830			116,830	
Operating Enhancements (Total)		-	4,518,923	1,475,056	-	4,518,923	1,475,056	-

Capital Enhancements		FY19 Budget	FY20 Request	FY20 Rec	FY20 Approved	Req Change	Rec Change	Approved
C1.	Fund painting of welding shop and drainage system improvements. <i>[Not recommended.]</i>	N/A	100,000	-		100,000	-	-
C2.	Fund environmental monitoring (Oasis). <i>[Recommended.]</i>	N/A	1,227,575	1,227,575		1,227,575	1,227,575	-
C3.	Fund engineering services related to landfill operations and solid waste management. <i>[Recommended.]</i>	N/A	500,000	500,000		500,000	500,000	-
C4.	Fund East Collections Lot building modifications. <i>[Not recommended.]</i>	N/A	49,824	-		49,824	-	-
C5.	Transfer to CIP for construction of landfill cell 1. <i>[Recommended - added via CEO amendment.]</i>	NA	NA	7,464,286			7,464,286	
C6.	Transfer to CIP for purchase of 43,000 90-gallon roll carts. <i>[Recommended - added via CEO amendment.]</i>	NA	NA	1,885,980			1,885,980	
Capital Enhancements (Total)		-	1,877,399	11,077,841	-	1,877,399	11,077,841	-

Total Budget		71,678,213	78,497,491	79,964,895	-	6,819,278	11,169,780	(63,293,575)
---------------------	--	-------------------	-------------------	-------------------	---	------------------	-------------------	---------------------

Sheriff (03200)**General Fund (100)**

2020 Budget Request/Recommendation Sheet

Departmental Description

The Sheriff's Office is the executive arm of the overall agency responsible for planning, organizing, directing, and controlling the activities of the DeKalb County's Sheriff's Headquarters and Jail. The Administrative Division supports the overall operations of the Sheriff's Office. This division includes Human Resources, Information Technology, Financial Management, Community Relations, and Background and Recruitment. The Field Division is a 24-hour, 7-day a week operation that serve all criminal warrants for DeKalb County such as murder, rape, child molestation and burglary. Further, having statewide jurisdiction, we are mandated to enforce all state laws and county ordinances, locate and arrest fugitives; and coordinate out-of-state extraditions. The Jail Division is the largest division of the Sheriff's Office. The Jail Division is responsible for the care, custody and control of inmates and must ensure that they appear for court, serve their sentences, or wait for transfer to other institutions. The Sheriff is also responsible for ensuring that the inmates are provided with appropriate medical, dental and mental health treatments; ensuring that inmates' constitutional rights are protected; ensuring adequate housing, meals and recreation as provided by law; and providing reasonable accessibility to visitation, religious services and programs. The Official Code of Georgia requires the Sheriff, or his deputy, to attend and to provide security for all Superior Courts and Probate Court proceedings. The Court Division provides security for Courthouse complex, Juvenile Justice Center, Magistrate and State Court Traffic Division.

Common Object Expenditures	FY17 Act	FY18 Act	FY19 Bdgt	FY20 Req	Req Change	FY20 Rec	Rec Change
51 - Personal Services and Employee Benefits	57,789,111	57,277,973	49,764,406	58,230,077	17.0%	50,364,793	1.2%
52 - Purchased / Contracted Services	15,589,440	19,098,828	18,061,407	18,061,407	0.0%	17,571,407	-2.7%
53 - Supplies	6,234,087	6,616,944	7,672,583	8,290,834	8.1%	7,672,584	0.0%
54 - Capital Outlays	82,561	193,519	72,000	72,000	0.0%	72,000	0.0%
55 - Interfund/Interdepartmental Charges	1,599,707	1,751,492	1,704,639	2,568,139	50.7%	1,670,998	-2.0%
57 - Other Costs	1,360	920	1,810	1,810	0.0%	1,810	0.0%
61 - Other Financing Uses	-	-	-	10,731,500	N/A	-	N/A
Total (\$)	81,296,266	84,939,676	77,276,845	97,955,767	26.8%	77,353,592	0.1%

Cost Center Level Expenditures	FY17 Act	FY18 Act	FY19 Bdgt	FY20 Req	Req Change	FY20 Rec	Rec Change
Administrative Division (03205)	2,353,835	2,546,947	4,396,363	4,841,104	10.1%	4,584,024	4.3%
Courts (03230)	11,575,140	11,341,829	9,581,813	10,435,230	8.9%	9,206,045	-3.9%
Field Division (03210)	11,090,385	11,405,222	9,702,223	12,710,476	31.0%	9,616,237	-0.9%
Jail (03220)	53,225,322	57,120,381	49,333,296	66,447,229	34.7%	50,101,194	1.6%
Jail Inmate Services (03223)	47,531	18,630	114,924	114,924	0.0%	114,924	0.0%
Sheriff's Office (03201)	3,004,053	2,506,666	4,148,226	3,406,805	-17.9%	3,731,168	-10.1%
Total (\$)	81,296,266	84,939,676	77,276,845	97,955,767	26.8%	77,353,592	0.1%

Sheriff (03200)
General Fund (100)
 2020 Budget Request/Recommendation Sheet

Positions	FY17 (12/31)	FY18 (12/31)	FY19 (9/10)	FY20 Req	Req Change	FY20 Rec	Rec Change
Filled	755	707	663	862	199	713	50
Funded	783	770	753	862	109	713	(40)

**Note: This department has 862 authorized positions.*

Departmental Notes

Sheriff (03200)
General Fund (100)
2020 Budget Request/Recommendation Sheet

Base Budget by Obj Class/ Selected Obj Code	FY19 Budget	FY20 Request	FY20 Recommended	FY20 Approved	Requested Change	Recommended Change	Approved Change
51 - Personal Services & Benefits	49,764,406	48,007,502	46,568,668	-	(1,756,904)	(3,195,738)	(49,764,406)
Salaries - Full-Time	35,130,669	31,817,358	31,817,360		(3,313,311)	(3,313,309)	(35,130,669)
Salaries - Part-Time	26,488	26,488	26,488		-	-	(26,488)
Salaries - Adjustments	206,806	206,806	-		-	(206,806)	(206,806)
Salaries - Temporary	9,700	9,700	9,700		-	-	(9,700)
Salaries - Overtime	4,066,040	4,066,040	4,066,040		-	-	(4,066,040)
Insurance	6,809,600	8,619,000	7,458,750		1,809,400	649,150	(6,809,600)
FICA	2,710,022	2,434,303	2,434,303		(275,719)	(275,719)	(2,710,022)
401(a) Match	190,795	213,521	213,521		22,726	22,726	(190,795)
Workers Compensation	591,355	591,355	519,575		-	(71,780)	(591,355)
Allowances	22,931	22,931	22,931		-	-	(22,931)
Notes	Base target funded 663 positions.						
52 - Purchased / Contracted Services	18,061,407	18,061,407	17,421,407		-	(640,000)	(18,061,407)
Notes	Recommendation removes Odyssey jail manager capital lease.						
53 - Supplies	7,672,583	7,672,583	7,672,583		-	-	(7,672,583)
Notes							
54 - Capital Outlays	72,000	72,000	72,000		-	-	(72,000)
Notes							
55 - Interfund/Interdepartmental Charges	1,704,639	1,704,639	1,670,998		-	(33,641)	(1,704,639)
Notes							
57 - Other Costs	1,810	1,810	1,810		-	-	(1,810)
Notes							
Base Budget (Total)	77,276,845	75,519,941	73,407,466	-	(1,756,904)	(3,869,379)	(77,276,845)

Sheriff (03200)
General Fund (100)
 2020 Budget Request/Recommendation Sheet

Base Adjustments		FY19 Budget	FY20 Request	FY20 Rec	FY20 Approved	Req Change	Rec Change	Approved Change
B1.	Fund 20 existing vacant positions - one Deputy Sheriff Master hired 9/9/19, eleven Detention Officers hired 9/9, 9/29 and 10/7, five Security Technicians hired 9/9, one Sheriff Processing Technician hired 10/7 and two Deputy Sheriffs hired 9/9 and 10/7. <i>[Recommended.]</i>	N/A	1,241,039	1,206,039		1,241,039	1,206,039	-
Base Adjustments (Total)		-	1,241,039	1,206,039	-	1,241,039	1,206,039	-

Operating Enhancements		FY19 Budget	FY20 Request	FY20 Rec	FY20 Approved	Req Change	Rec Change	Approved Change
O1.	Fund 10 marked vehicles. <i>[Not recommended.]</i>	N/A	1,481,750	-		1,481,750	-	-
O2.	Fund 179 existing vacant positions. <i>[Recommend 30 positions.]</i>	N/A	8,981,536	1,420,819		8,981,536	1,420,819	-
O3.	Fund jail assessment study. <i>[Recommended.]</i>	N/A	N/A	150,000				
O4.	Compensation adjustment estimate. Funding for salaries and benefits to implement the 4% raise for sworn personnel, effective 1/1, and 2% for non-sworn staff, effective 4/1. <i>[Recommended.]</i>	N/A	N/A	1,169,267		N/A	1,169,267	-
Operating Enhancements (Total)		-	10,463,286	2,740,086	-	10,463,286	2,590,086	-

Sheriff (03200)
General Fund (100)
 2020 Budget Request/Recommendation Sheet

Capital Enhancements		FY19 Budget	FY20 Request	FY20 Rec	FY20 Approved	Req Change	Rec Change	Approved
C1.	Fund facility maintenance capital projects plan. <i>[Moved to Contributions - General Fund.]</i>	N/A	7,091,500	-		7,091,500	-	-
C2.	Fund Odyssey jail manager capital lease payments. <i>[Moved to Contributions - General Fund.]</i>	N/A	640,000	-		640,000	-	-
C3.	Fund phase III mold remediation. <i>[Moved to Contributions - General Fund.]</i>	N/A	3,000,001	-		3,000,001	-	-
Capital Enhancements (Total)		-	10,731,501	-	-	10,731,501	-	-
Total Budget		77,276,845	97,955,767	77,353,591	-	20,678,922	(73,254)	(77,276,845)

Solicitor (03800)**General Fund (100)**

2020 Budget Request/Recommendation Sheet

Departmental Description

The Solicitor-General is elected by popular vote for a four-year term. The Solicitor-General's Office is responsible for the prosecution of misdemeanor state law, traffic and ordinance offenses committed. The Office, through its assistants, represents the State of Georgia in criminal cases pending in the seven jury divisions of State Court, the four non-jury divisions of the State Court and the ordinance division of Magistrate court. To meet the mandate, the Office: retrieves documents from arresting agencies; secures criminal histories and driving records; contact victims and witnesses; provide support services; investigate cases by gathering evidence, executing search warrants and interviewing witnesses; makes appropriate charging decision and files formal accusations; complies and provides discovery to defendants; represents the State of Georgia in all misdemeanor and ordinance criminal court proceedings in State and Magistrate Court including arraignments, calendar call , jail plea calendars, bond hearings, probation revocations, bench trails, and other preliminary and post-conviction hearings; serves subpoenas and procures the presence of witnesses at hearings; negotiates pleas and make sentencing recommendations; responds to request for record restrictions and information releasable under the Open Records Act; files and responds to appeals to higher courts and manages diversion programs.

Common Object Expenditures	FY17 Act	FY18 Act	FY19 Bdgt	FY20 Req	Req Change	FY20 Rec	Rec Change
51 - Personal Services and Employee Benefits	7,188,784	7,729,853	7,162,202	8,311,444	16.0%	7,483,749	4.5%
52 - Purchased / Contracted Services	174,533	155,017	216,278	216,278	0.0%	216,278	0.0%
53 - Supplies	120,325	80,715	83,590	83,590	0.0%	83,590	0.0%
54 - Capital Outlays	2,039	28,079	57,064	127,064	122.7%	57,064	0.0%
55 - Interfund/Interdepartmental Charges	128,464	124,736	107,338	107,338	0.0%	136,569	27.2%
61 - Other Financing Charges	124,541	182,793	182,793	182,793	0.0%	182,793	0.0%
Total (\$)	7,738,687	8,301,193	7,809,265	9,028,507	15.6%	8,160,043	4.5%

Cost Center Level Expenditures	FY17 Act	FY18 Act	FY19 Bdgt	FY20 Req	Req Change	FY20 Rec	Rec Change
Solicitor - General Pre-Trial Diversion (03816)	275,203	256,564	235,787	254,071	7.8%	248,821	5.5%
Solicitor - State Court (03810)	6,750,525	7,368,290	7,053,983	7,809,746	10.7%	7,288,192	3.3%
Solicitor - Victim Assistance (03815)	712,959	676,340	519,495	964,690	85.7%	623,030	19.9%
Total (\$)	7,738,687	8,301,193	7,809,265	9,028,507	15.6%	8,160,043	4.5%

Positions	FY17 (12/31)	FY18 (12/31)	FY19 (9/10)	FY20 Req	Req Change	FY20 Rec	Rec Change
Filled	88	85	90	98	8	90	-
Funded	85	85	90	98	8	90	-

*Note: This department has 92 authorized positions.

Departmental Notes

Solicitor (03800)
General Fund (100)
2020 Budget Request/Recommendation Sheet

Base Budget by Obj Class/ Selected Obj Code	FY19 Budget	FY20 Request	FY20 Recommended	FY20 Approved	Requested Change	Recommended Change	Approved Change
51 - Personal Services & Benefits	7,162,202	7,712,829	7,372,490	-	550,627	210,288	(7,162,202)
Salaries - Full-Time	5,451,362	5,573,573	5,513,633		122,211	62,271	(5,451,362)
Salaries - Part-Time	309,112	309,112	309,112		-	-	(309,112)
Salaries - Adjustments	115,181	115,181	-		-	(115,181)	(115,181)
Insurance	805,600	1,170,000	1,012,500		364,400	206,900	(805,600)
FICA	410,315	443,376	438,790		33,061	28,475	(410,315)
401(a) Match	65,312	96,267	94,468		30,955	29,156	(65,312)
Workers Compensation	5,320	5,320	3,987		-	(1,333)	(5,320)
Notes	Base target funded 90 positions.						
52 - Purchased / Contracted Services	216,278	216,278	216,278		-	-	(216,278)
Notes							
53 - Supplies	83,590	83,590	83,590		-	-	(83,590)
Notes							
54 - Capital Outlays	57,064	57,064	57,064		-	-	(57,064)
Notes							
55 - Interfund/Interdepartmental Charges	107,338	107,338	136,569		-	29,231	(107,338)
Notes							
61 - Other Financing Uses	182,793	182,793	182,793		-	-	(182,793)
Notes							
Base Budget (Total)	7,809,265	8,359,892	8,048,784	-	550,627	239,519	(7,809,265)

Solicitor (03800)
General Fund (100)
 2020 Budget Request/Recommendation Sheet

Base Adjustments		FY19 Budget	FY20 Request	FY20 Rec	FY20 Approved	Req Change	Rec Change	Approved Change
B1.	Fund one position - Attorney, hired 9/7/19 (salary variance at start date). <i>[Recommend department manage positions with vacancies.]</i>	N/A	74,803	-		74,803	-	-
B2.	Fund one position victim witness assistant program coordinator position. Position filled 10/7/19 (salary variance at start date). <i>[Recommend department manage positions with vacancies.]</i>	N/A	70,101	-		70,101	-	-
Base Adjustments (Total)		-	144,904	-	-	144,904	-	-

Operating Enhancements		FY19 Budget	FY20 Request	FY20 Rec	FY20 Approved	Req Change	Rec Change	Approved Change
O1.	Fund replacement of three grant vehicles. <i>[Not recommended.]</i>	N/A	70,000	-		70,000	-	-
O2.	Fund six new positions - two Attorney I, two Investigator II and two Victim Witness Assistance Program Coordinator positions. <i>[Not recommended.]</i>	N/A	453,711	-		453,711	-	-
O3.	Compensation adjustment estimate. Funding for salaries and benefits to implement the 4% raise for sworn personnel, effective 1/1, and 2% for non-sworn staff, effective 4/1. <i>[Recommended.]</i>	N/A	N/A	111,259		N/A	111,259	-
Operating Enhancements (Total)		-	523,711	111,259	-	523,711	111,259	-

Total Budget		7,809,265	9,028,507	8,160,043	-	1,219,242	350,778	(7,809,265)
---------------------	--	------------------	------------------	------------------	---	------------------	----------------	--------------------

State Court (03700)
General Fund (100)
 2020 Budget Request/Recommendation Sheet

Departmental Description

The State Court has jurisdiction within the boundaries of DeKalb County. It has concurrent jurisdiction for all civil matters without regard to the amount in controversy, except for those matters for which the Superior Court has exclusive jurisdiction. The Court tries misdemeanor criminal cases only and is supported by the Clerk of State and Magistrate Court, State Court Probation, and the Marshal's Office. The Clerk serves State and Magistrate Court and supports a total of 37 judges. The State Court Probation Department is a law enforcement agency which supervises court ordered misdemeanor cases adjudicated from State, Superior, Magistrate and Traffic Courts of DeKalb County. The department supervises the Work Release Program and the DUI Court Program. The Marshal's Office is committed to protect life and property, arrest violators of the law, and enforce all local, state and federal laws and ordinances coming within the Office's jurisdiction. The Deputy Marshals serve civil processes, dispossessory warrants, traffic warrants issued by State Court traffic division, execute eviction writs, enforce writs of possession and conduct monthly judicial sales.

Common Object Expenditures	FY17 Act	FY18 Act	FY19 Bdgt	FY20 Req	Req Change	FY20 Rec	Rec Change
51 - Personal Services and Employee Benefits	13,992,277	14,576,339	13,566,570	15,576,000	14.8%	14,416,319	6.3%
52 - Purchased / Contracted Services	893,193	802,236	835,084	1,272,476	52.4%	901,592	8.0%
53 - Supplies	376,285	475,143	551,718	650,718	17.9%	581,210	5.3%
54 - Capital Outlays	21,036	52,319	110,300	78,300	-29.0%	10,300	-90.7%
55 - Interfund/Interdepartmental Charges	541,781	491,809	477,566	477,566	0.0%	516,166	8.1%
61 - Other Financing Uses	11,542	75,587	38,795	38,795	0.0%	38,795	0.0%
Total (\$)	15,836,114	16,473,432	15,580,033	18,093,855	16.1%	16,464,382	5.7%

Cost Center Level Expenditures	FY17 Act	FY18 Act	FY19 Bdgt	FY20 Req	Req Change	FY20 Rec	Rec Change
Judge Gordon (03707)	624,930	655,540	583,028	648,783	11.3%	614,183	5.3%
Judge Hydrick (03702)	626,635	665,840	613,191	610,129	-0.5%	611,131	-0.3%
Judge Jacobs (03705)	616,129	654,210	557,005	593,894	6.6%	581,394	4.4%
Judge Lopez (03706)	606,186	677,893	577,003	626,959	8.7%	611,019	5.9%
Judge Panos (03704)	640,435	677,651	597,432	641,465	7.4%	630,965	5.6%
Judge Purdom (03703)	591,070	603,925	562,289	621,237	10.5%	614,476	9.3%
Judge Wong (03701)	563,409	594,922	531,361	618,835	16.5%	567,021	6.7%
Marshal (03720)	3,563,341	3,685,251	3,432,015	3,574,392	4.1%	3,493,480	1.8%
Probation (03715)	2,707,807	2,871,812	2,714,102	3,107,973	14.5%	2,853,728	5.1%
State & Magistrate Courts Clerk (03710)	4,955,583	5,019,712	5,004,714	6,515,095	30.2%	5,459,813	9.1%
State Court - DUI Court (03712)	340,591	366,677	407,893	535,093	31.2%	427,172	4.7%
Total (\$)	15,836,114	16,473,432	15,580,033	18,093,855	16.1%	16,464,382	5.7%

Positions	FY17 (12/31)	FY18 (12/31)	FY19 (9/10)	FY20 Req	Req Change	FY20 Rec	Rec Change
Filled	184	184	191	205	14	195	4
Funded	186	186	195	205	10	195	-

State Court (03700)
General Fund (100)
2020 Budget Request/Recommendation Sheet

**Note: This department has 199 authorized positions.*

Departmental Notes

State Court (03700)
General Fund (100)
2020 Budget Request/Recommendation Sheet

Base Budget by Obj Class/ Selected Obj Code	FY19 Budget	FY20 Request	FY20 Recommended	FY20 Approved	Requested Change	Recommended Change	Approved Change
51 - Personal Services & Benefits	13,566,570	14,246,657	13,744,333	-	680,087	177,763	(13,566,570)
Salaries - Full-Time	10,634,882	10,534,480	10,534,480		(100,402)	(100,402)	(10,634,882)
Salaries - Adjustments	167,919	167,919	-		-	(167,919)	(167,919)
Salaries - Overtime	88,685	88,685	88,685		-	-	(88,685)
Insurance	1,754,080	2,501,240	2,166,990		747,160	412,910	(1,754,080)
FICA	795,784	792,385	792,385		(3,399)	(3,399)	(795,784)
401(a) Match	53,048	89,573	89,573		36,525	36,525	(53,048)
Workers Compensation	64,530	64,530	64,375		-	(155)	(64,530)
Allowances	7,642	7,845	7,845		203	203	(7,642)
Notes	Base target funded 191 positions.						
52 - Purchased / Contracted Services	835,084	1,000,084	838,338		165,000	3,254	(835,084)
Notes	Recommendation reduced to FY19 level.						
53 - Supplies	551,718	551,718	548,464		0	(3,254)	(551,718)
Notes							
54 - Capital Outlays	110,300	10,300	10,300		(100,000)	(100,000)	(110,300)
Notes							
55 - Interfund/Interdepartmental Charges	477,566	477,566	516,166		-	38,600	(477,566)
Notes							
61 - Other Financing Uses	38,795	38,795	38,795		-	-	(38,795)
Notes							
Base Budget (Total)	15,580,033	16,325,120	15,696,396	-	745,087	116,363	(15,580,033)

State Court (03700)
General Fund (100)
 2020 Budget Request/Recommendation Sheet

Base Adjustments		FY19 Budget	FY20 Request	FY20 Rec	FY20 Approved	Req Change	Rec Change	Approved Change
B1.	Fund one position - Judge with a scheduled to start date of 12/9/19. [Recommended.]	N/A	197,743	195,993		197,743	195,993	-
B2.	Fund one position - Judicial Assistant with a scheduled start date of 12/9/19 (see enhancement O18), \$11,502 variance in salary package. [Recommended.]	N/A	70,101	79,853		70,101	79,853	-
Base Adjustments (Total)		-	267,844	275,846	-	267,844	275,846	-

Operating Enhancements		FY19 Budget	FY20 Request	FY20 Rec	FY20 Approved	Req Change	Rec Change	Approved Change
O1.	Fund increase in training & conference (cc 3701) by transferring \$3,254 from Marshal Office (03720). [Recommended.]	N/A	3,254	3,254		3,254	3,254	-
O2.	Transfer \$3,739 from training and conference to office supplies (cc 3720). [Recommended.]	N/A	3,739	3,739		3,739	3,739	-
O3.	Fund in-grade salary adjustment (cc 03705, 03706, 03707). [Not recommended.]	N/A	31,540	-		31,540	-	-
O4.	Purchase conference room tables (cc 03710). [Not recommended.]	N/A	23,000	-		23,000	-	-
O5.	Fund scanning project (cc 03710). [Recommended.]	N/A	60,000	60,000		60,000	60,000	-
O6.	Purchase copiers for Magistrate Court criminal location (cc 03710). [Recommended.]	N/A	10,000	10,000		10,000	10,000	-
O7.	Fund online dispute resolution. [Not recommended.]	N/A	50,000	-		50,000	-	-
O8.	Fund Odyssey Project Management Support (cc 03710). [Not recommended.]	N/A	100,000	-		100,000	-	-

State Court (03700)
General Fund (100)
2020 Budget Request/Recommendation Sheet

O9.	Purchase scanners for clerks (cc 03710). [<i>Recommended.</i>]	N/A	26,000	26,000		26,000	26,000	-
O10.	Fund website upgrade. [<i>Not recommended.</i>]	N/A	30,000	-		30,000	-	-
O11.	Fund in-grade salary adjustments (cc 03710). [<i>Not recommended.</i>]	N/A	412,404	-		412,404	-	-
O12.	Fund in-grade salary adjustments not processed and Clerk 2% raise not included in workforce base (cc 03710). [<i>Recommend Clerk 2% raise.</i>]	N/A	9,667	1,704		9,667	1,704	-
O13.	Fund two vehicles for Probation (cc 03715). [<i>Not recommended.</i>]	N/A	88,400	-		88,400	-	-
O14.	Transfer \$10K from Marshal Office for training & conference and uniforms in Probation Office. [<i>Recommended.</i>]	N/A	10,000	10,000		10,000	10,000	-
O15.	Fund in-grade adjustments for position numbers 05256, 04573, 15574, 04497, 11345, and 06375 (cc 03720). [<i>Not recommended.</i>]	N/A	18,000	-		18,000	-	-
O16.	Fund Marshal supplement (OCGA 15-16-20.1) (cc 03720). [<i>Recommended.</i>]	N/A	3,883	3,883		3,883	3,883	-
O17.	Fund existing vacant position (Judicial Clerk-03701) and \$5K in operating supplies. [<i>Not recommended.</i>]	N/A	46,318	-		46,318	-	-
O18.	Fund two existing vacant positions (court reporter and judicial calendar clerk -03702). [<i>Recommended.</i>]	N/A	128,916	125,416		128,916	125,416	-
O19.	Fund one existing vacant position (Interpreter-03710). [<i>Not recommended.</i>]	N/A	55,511	-		55,511	-	-

State Court (03700)
General Fund (100)
 2020 Budget Request/Recommendation Sheet

O20.	Transfer \$16,993 to cc 03701, cc 03703 and CC 03720 (see enhancements O1, O2 and O14 above). [<i>Recommended.</i>]	N/A	-	(16,993)	-	(16,993)	-	
O21.	Fund eight new positions (deputy clerk III, three deputy clerk 1, lab tech, administrative specialist and two probation officers) and operating supplies of \$30K. [<i>Not recommended.</i>]	N/A	390,261	-	390,261	-	-	
O22.	Compensation adjustment estimate. Funding for salaries and benefits to implement the 4% raise for sworn personnel, effective 1/1, and 2% for non-sworn staff, effective 4/1.	N/A	N/A	265,137	N/A	265,137	-	
Operating Enhancements (Total)		-	1,500,891	492,140	-	1,500,891	492,140	-
Total Budget		15,580,033	18,093,855	16,464,382	-	2,513,822	884,349	(15,580,033)

Stormwater (06700)
Stormwater Management Operating (581)
 2020 Budget Request/Recommendation Sheet

Departmental Description

The Stormwater Utility Fund was established in the 2003 Budget. The Fund includes the county's appropriation for the annual fee charged to residents and commercial property owners as a Stormwater utility fee. This fee is collected by the Tax Commissioner as part of the yearly property tax billing process. This Fund is used to maintain the county's stormwater infrastructure and meet federal requirements in the area of water initiatives, and address flood plain and green space issues. Effective 2009, this fund is assigned to the Infrastructure Group, under the direction of the Deputy Chief Operating Officer for Infrastructure.

Common Object Expenditures	FY17 Act	FY18 Act	FY19 Bdgt	FY20 Req	Req Change	FY20 Rec	App Change
51 - Personal Services and Employee Benefits	5,710,357	5,741,702	6,187,297	8,186,859	32.3%	6,820,091	10.2%
52 - Purchased / Contracted Services	2,345,556	3,758,340	7,300,524	5,610,574	-23.1%	5,074,074	-30.5%
53 - Supplies	3,270,327	2,761,375	4,339,494	4,485,494	3.4%	3,796,248	-12.5%
54 - Capital Outlays	3,528	16,549	-	-	N/A	-	N/A
55 - Interfund / Interdepartmental Charges	3,923,058	1,924,586	1,889,775	1,889,775	0.0%	1,982,249	4.9%
61 - Other Financing Uses	1,812,898	2,952,220	4,970,000	5,495,000	10.6%	4,525,000	-9.0%
70 - Retirement Services	-	-	674,802	674,802	0.0%	755,987	12.0%
Total (\$)	17,065,725	17,154,772	25,361,892	26,342,504	3.9%	22,953,649	-9.5%

Cost Center Level Expenditures	FY17 Act	FY18 Act	FY19 Bdgt	FY20 Req	Req Change	FY20 Rec	App Change
Stormwater Administration (06701)	16,844,722	16,882,423	23,319,955	23,292,449	-0.1%	20,795,830	-10.8%
Street/Drain Maint (06702)	221,003	272,350	2,041,937	1,784,562	-12.6%	1,781,945	-12.7%
Curb Bumping (06703)	-	-	-	1,265,493	N/A	375,874	N/A
Total (\$)	17,065,725	17,154,772	25,361,892	26,342,504	3.9%	22,953,649	-9.5%

Positions	FY17 (12/31)	FY18 (12/31)	FY19 (9/10)	FY20 Req	Req Change	FY20 Rec	App Change
Filled	85	92	96	143	47	112	16
Funded	119	118	121	143	22	112	(9)

*Note: This department has 122 authorized positions.

Departmental Notes

Stormwater (06700)
Stormwater Management Operating (581)
2020 Budget Request/Recommendation Sheet

Base Budget by Obj Class/ Selected Obj Code	FY19 Budget	FY20 Request	FY20 Recommended	FY20 Approved	Requested Change	Recommended Change	Approved Change
51 - Personal Services & Benefits	6,187,297	5,905,202	5,759,642	-	(282,095)	(427,655)	(6,187,297)
Salaries - Full-Time	4,507,275	4,024,107	4,024,107		(483,168)	(483,168)	(4,507,275)
Salaries - Overtime	291,000	291,000	291,000		-	-	(291,000)
Insurance	1,006,240	1,235,000	1,068,750		228,760	62,510	(1,006,240)
FICA	344,817	307,844	307,844		(36,973)	(36,973)	(344,817)
401(a) Match	34,004	43,290	43,290		9,286	9,286	(34,004)
Unemployment Compensation	3,961	3,961	1,626		-	(2,335)	(3,961)
Worker's Compensation	-	-	23,025		-	23,025	-
Notes	Base target funded 95 positions.						
52 - Purchased / Contracted Services	7,300,524	5,074,074	5,074,074		(2,226,450)	(2,226,450)	(7,300,524)
Notes							
53 - Supplies	4,339,494	4,339,494	3,796,248		-	(543,246)	(4,339,494)
Notes							
55 - Interfund/Interdepartmental Charges	1,889,775	1,889,775	1,982,249		-	92,474	(1,889,775)
Notes							
61 - Other Financing Uses	4,970,000	4,970,000	4,000,000		-	(970,000)	(4,970,000)
Notes							
70 - Retirement Services	674,802	674,802	733,337		-	58,535	(674,802)
Notes							
Base Budget (Total)	25,361,892	22,853,347	21,345,550	-	(2,508,545)	(4,016,342)	(25,361,892)

Stormwater (06700)
Stormwater Management Operating (581)
 2020 Budget Request/Recommendation Sheet

Base Adjustments		FY19 Budget	FY20 Request	FY20 Rec	FY20 Approved	Req Change	Rec Change	Approved Change
B1.	Fund 13 existing positions - one Superintendent, Roads & Drainage, hired 9/27/19, two Mason's that have been extended offers, one Equipment Operator, hired 9/23/19, one Heavy Equipment Operator, hired 9/5/19; one Equipment Operator, Assistant, hired 9/23/19, two Crew Supervisors, hired 10/5/19, one Stormwater Manager, hired 10/21/19, two Environmental Project Coordinators, hired 11/4/19 and 12/2/19; one Administrative Specialist, hired 10/7/19, and one Crew Worker hired 10/21/19. <i>[Recommended.]</i>	N/A	658,164	802,034		658,164	802,034	-
B2.	Fund 4 existing positions - two Crew Workers, hired 10/7/19 and 10/21/19 and two Senior Equipment Operators, hired 9/21/19 and 11/4/19. <i>[Recommended.]</i>	N/A	188,198	190,658		188,198	190,658	-
Base Adjustments (Total)		-	846,362	992,692	-	846,362	992,692	-

Operating Enhancements		FY19 Budget	FY20 Request	FY20 Rec	FY20 Approved	Req Change	Rec Change	Approved Change
O1.	Fund (06703) Curb Bumping equipment and labor consistent with CEO Beautification and Curb Bumping priority. <i>[Not Recommended.]</i>	N/A	732,500	-		732,500	-	-

Stormwater (06700)
Stormwater Management Operating (581)
 2020 Budget Request/Recommendation Sheet

O2.	Fund nine vacant positions (06701) - one Mason, three Senior Equipment Operators, one Engineering Technician, one Equipment Operator, one Crew Worker, one Staff Engineer, one Public Relations Specialist. <i>[Not Recommended.]</i>	N/A	409,623	-		409,623	-	-
O3.	Fund nineteen new positions (06701) - five Inspectors, one Pond Crew including one Crew Supervisor, one Heavy Equipment Operator, one Senior Equipment Operator, and three Crew Workers, and one Pipe Crew including one Crew Supervisor, one Heavy Equipment Operator, two Senior Equipment Operators, and three Crew Workers. <i>[Not Recommended.]</i>	N/A	820,967	-		820,967	-	-
O4.	Fund four new positions (06703) - one Crew Worker, two Senior Equipment Operators and one Crew Worker. <i>[Not Recommended.]</i>	N/A	154,703	-		154,703	-	-
O5.	Compensation adjustment estimate - Funding for salaries and benefits to implement the 2% raise for non-sworn staff, effective 4/1. <i>[Recommended.]</i>	N/A	N/A	67,757		N/A	67,757	-
O6.	Retiree cost of living adjustment (COLA) – Funding to implement a 2% COLA for retirees.	N/A	N/A	22,650		N/A	22,650	-
Operating Enhancements (Total)		-	2,117,794	90,407	-	2,117,794	90,407	-

Capital Enhancements	FY19 Budget	FY20 Request	FY20 Rec	FY20 App	Req Change	Rec Change	Approved Change
----------------------	-------------	--------------	----------	----------	------------	------------	-----------------

Stormwater (06700)
Stormwater Management Operating (581)
 2020 Budget Request/Recommendation Sheet

C1.	Fund trailer replacement for Stormwater engineers. <i>[Recommended.]</i>	N/A	525,000	525,000		525,000	525,000	-
Capital Enhancements (Total)		-	525,000	525,000	-	525,000	525,000	-
Total Budget		25,361,892	26,342,503	22,953,649	-	980,611	(2,408,243)	(25,361,892)

Superior Court (03500)
General Fund (100)
 2020 Budget Request/Recommendation Sheet

Departmental Description

The Superior Court is the highest court of original jurisdiction in the State of Georgia. The Court has exclusive jurisdiction over specific civil and criminal matters including cases involving titles to land, equity, declaratory judgments, habeas corpus, mandamus, quo warranto, prohibition, adoptions, divorce, custody, child support and criminal felonies. The Court is authorized to review rulings, and in some cases, correct errors made by lower courts by issuing certiorari. The Court also administers programs which enhance and ensure that the Court's purposes and rulings are carried out in a manner that meets the needs of the citizens of DeKalb County while following the rule of law. These programs include the seminar for Families in Transition, the Family Law Information Center, Problem Solving/Child Support Court and felony Drug, Mental Health and Veterans Accountability Courts which provide sentencing alternatives for defendants who are in need of treatment for drug addiction and mental health challenges.

Common Object Expenditures	FY17 Act	FY18 Act	FY19 Bdgt	FY20 Req	Req Change	FY20 Rec	Rec Change
51 - Personal Services and Employee Benefits	6,949,549	7,210,018	6,960,854	8,843,701	27.0%	7,845,161	12.7%
52 - Purchased / Contracted Services	2,568,068	2,276,252	2,934,516	3,015,658	2.8%	2,980,258	1.6%
53 - Supplies	104,988	153,903	217,206	182,346	-16.0%	182,346	-16.0%
54 - Capital Outlays	51,522	78,638	76,000	79,000	3.9%	79,000	3.9%
70 - Retirement Services	30,404	39,205	46,908	46,908	0.0%	46,908	0.0%
Total (\$)	9,674,128	9,758,017	10,235,484	12,167,613	18.9%	11,133,673	8.8%

Cost Center Level Expenditures	FY17 Act	FY18 Act	FY19 Bdgt	FY20 Req	Req Change	FY20 Rec	Rec Change
Administration (03580)	2,488,866	2,554,761	3,188,559	3,701,823	16.1%	2,667,883	-16.3%
Court Reporters (03581)	757,243	706,131	705,204	1,004,715	42.5%	1,004,715	42.5%
Dispute Resolution (03587)	594,680	618,229	575,797	599,940	4.2%	599,940	4.2%
Grand Jury (03590)	96,570	98,797	116,713	116,713	0.0%	116,713	0.0%
Judge Adams (03510)	465,272	489,990	452,473	561,353	24.1%	561,353	24.1%
Judge Barrie (03515)	441,312	450,015	422,216	525,586	24.5%	525,586	24.5%
Judge Boulee (03550)	376,811	435,350	432,116	513,036	18.7%	513,036	18.7%
Judge Coursey (03520)	376,645	409,180	380,820	533,540	40.1%	533,540	40.1%
Judge Flake (03560)	466,481	471,180	436,481	543,725	24.6%	543,725	24.6%
Judge Hunter (03545)	445,926	439,524	399,290	463,548	16.1%	463,548	16.1%
Judge Jackson (03555)	415,551	423,039	375,346	489,606	30.4%	489,606	30.4%
Judge Johnson (03530)	462,419	444,657	391,200	501,986	28.3%	501,986	28.3%
Judge Scott (03535)	465,924	483,719	435,620	545,205	25.2%	545,205	25.2%
Judge Seeliger (03540)	461,834	485,094	440,865	552,344	25.3%	552,344	25.3%
Jury Management (03582)	1,233,354	1,079,767	1,313,551	1,303,881	-0.7%	1,303,881	-0.7%
Seminar For Divorcing Parents (03583)	30,579	32,766	35,308	35,308	0.0%	35,308	0.0%
Senior Judge (03565)	125,065	135,817	133,925	175,304	30.9%	175,304	30.9%
Total (\$)	9,704,532	9,758,017	10,235,484	12,167,613	18.9%	11,133,673	8.8%

Superior Court (03500)
General Fund (100)
 2020 Budget Request/Recommendation Sheet

Positions	FY17 (12/31)	FY18 (12/31)	FY19 (9/10)	FY20 Req	Req Change	FY20 Rec	Rec Change
Filled	84	87	95	108	13	98	3
Funded	86	86	98	108	10	98	-

**Note: This department has 114 authorized positions.*

Departmental Notes

Superior Court (03500)
General Fund (100)
 2020 Budget Request/Recommendation Sheet

Base Budget by Obj Class/ Selected Obj Code	FY19 Budget	FY20 Request	FY20 Recommended	FY20 Approved	Requested Change	Recommended Change	Approved Change
51 - Personal Services & Benefits	6,960,854	8,139,725	7,519,520	-	1,178,871	558,666	(6,960,854)
Salaries - Full-Time	5,479,183	6,144,155	5,911,789		664,972	432,606	(5,479,183)
Salaries - Part-Time	32,224	32,224	3,224		-	(29,000)	(32,224)
Salaries - Adjustments	130,188	130,188	-		-	(130,188)	(130,188)
Insurance	842,840	1,287,000	1,068,750		444,160	225,910	(842,840)
FICA	427,882	472,026	454,914		44,144	27,032	(427,882)
401(a) Match	34,765	50,760	57,471		15,995	22,706	(34,765)
Workers Compensation	13,772	13,772	13,772		-	-	(13,772)
Allowance - Court Reporter Travel	-	9,600	9,600		9,600	9,600	-
Notes	Base target included 99 positions. Four positions were included in error in Cost Center 03581; positions removed in recommendation.						
52 - Purchased / Contracted Services	2,934,516	2,971,251	2,971,251		36,735	36,735	(2,934,516)
Notes							
53 - Supplies	217,206	182,346	182,346		(34,860)	(34,860)	(217,206)
Notes							
54 - Capital Outlays	76,000	79,000	79,000		3,000	3,000	(76,000)
Notes							
71 - Retirement Services	46,908	46,908	46,908		-	-	(46,908)
Notes							
Base Budget (Total)	10,235,484	11,419,230	10,799,025	-	1,183,746	563,541	(10,235,484)

Superior Court (03500)
General Fund (100)
 2020 Budget Request/Recommendation Sheet

Base Adjustments		FY19 Budget	FY20 Request	FY20 Rec	FY20 Approved	Req Change	Rec Change	Approved Change
B1.	Fund nine existing vacancies - one Clinical Evaluator, one Innovation Technology Supervisor, one Court Reporter, one Senior Fiscal Officer, one Deputy Clerk II, one Administrative Specialist, one Judicial Calendar Clerk, one Administrative Specialist (filled), one Administrative Assistant (filled). Request was for nine months funding. <i>[Recommend 12 months funding for two filled positions and one other position at the department's discretion.]</i>	-	474,583	227,210		474,583	227,210	-
Base Adjustments (Total)		-	474,583	227,210	-	474,583	227,210	-

Operating Enhancements		FY19 Budget	FY20 Request	FY20 Rec	FY20 Approved	Req Change	Rec Change	Approved Change
O1.	Various operating costs - Legal intern (\$5,000), dues (\$615), and training & conference fees for newly appointed judge (\$3,392). <i>[Recommended.]</i>	N/A	9,007	9,007		9,007	9,007	-
O2.	Judicial assistance for each Superior Court Division for five days in order to meet increased volume and complexity of the Court caseload and use of the Superior Court judges. <i>[Not recommended.]</i>	N/A	35,400	-		35,400	-	-
O3.	Compensation adjustment estimate - Funding for salaries and benefits to implement the 2% raise for non-sworn staff, effective 4/1. <i>[Recommended.]</i>	N/A	N/A	98,431		N/A	98,431	-

Superior Court (03500)
General Fund (100)
 2020 Budget Request/Recommendation Sheet

O4. Fund four new Case Manager positions. <i>[Not recommended.]</i>	N/A	229,393	-		229,393	-	-
Operating Enhancements (Total)	-	273,800	107,438	-	273,800	107,438	-
Total Budget	10,235,484	12,167,613	11,133,673	-	1,932,129	898,189	(10,235,484)

Tax Commissioner (02800)
General Fund (100)
 2020 Budget Request/Recommendation Sheet

Departmental Description

The Office of the Tax Commissioner plans, prepares and executes the processes and systems necessary to bill, receive, collect and distribute ad valorem tax revenues to the DeKalb County government, DeKalb Board of Education, various cities, CIDs, TADs and the State of Georgia. The Office of the Tax Commissioner accepts applications for homestead and special exemptions; maintains and updates ad valorem property records. The Office of the Tax Commissioner is solely responsible for the preparation of the annual tax digest and coordination to achieve approval by the State Department of Revenue. The Office of the Tax Commissioner is the constitutionally authorized agent for the Georgia Department of Revenue for the purposes of processing, collecting and completing motor vehicle tag and titling/registration requirements in DeKalb County.

Common Object Expenditures	FY17 Act	FY18 Act	FY19 Bdgt	FY20 Req	Req Change	FY20 Rec	Rec Change
51 - Personal Services and Employee Benefits	6,018,326	6,192,466	6,016,362	6,927,243	15.1%	6,521,233	8.4%
52 - Purchased / Contracted Services	1,842,582	1,507,580	1,886,918	1,886,918	0.0%	2,006,918	6.4%
53 - Supplies	87,833	91,874	125,082	125,082	0.0%	125,082	0.0%
54 - Capital Outlays	204,695	137,711	175,651	175,651	0.0%	175,651	0.0%
55 - Interfund / Interdepartmental Charges	13,548	47,704	21,652	21,652	0.0%	22,870	5.6%
57 - Other Costs	875	596	1,800	1,800	0.0%	1,800	0.0%
Total (\$)	8,167,859	7,977,931	8,227,465	9,138,346	11.1%	8,853,554	7.6%

Cost Center Level Expenditures	FY17 Act	FY18 Act	FY19 Bdgt	FY20 Req	Req Change	FY20 Rec	Rec Change
Delinquent Tax Administration (02830)	1,151,174	1,050,276	1,313,512	1,382,031	5.2%	1,365,190	3.9%
Motor Vehicle Security (02825)	261,845	231,134	263,821	263,821	0.0%	263,821	0.0%
Motor Vehicle Tax (02820)	3,433,613	3,342,106	3,364,289	3,783,914	12.5%	3,613,605	7.4%
Motor Vehicle Temporary (02821)	124,311	155,861	118,331	117,987	-0.3%	126,960	7.3%
Tax Administration / Accounting (02840)	1,928,895	2,007,401	2,000,885	2,255,213	12.7%	2,185,050	9.2%
Tax Collections & Records (02810)	1,268,021	1,191,152	1,166,627	1,335,380	14.5%	1,298,928	11.3%
Total (\$)	8,167,859	7,977,931	8,227,465	9,138,346	11.1%	8,853,554	7.6%

Positions	FY17 (12/31)	FY18 (12/31)	FY19 (9/10)	FY20 Req	Req Change	FY20 Rec	Rec Change
Filled	93	89	92	103	11	103	11
Funded	95	95	103	103	-	103	-

*Note: This department has 108 authorized positions.

Departmental Notes

Tax Commissioner (02800)
General Fund (100)
 2020 Budget Request/Recommendation Sheet

Base Budget by Obj Class/ Selected Obj Code	FY19 Budget	FY20 Request	FY20 Recommended	FY20 Approved	Requested Change	Recommended Change	Approved Change
51 - Personal Services & Benefits	6,016,362	6,159,742	5,855,234	-	143,380	(161,128)	(6,016,362)
Salaries - Full-Time	4,325,631	4,143,218	4,143,218		(182,413)	(182,413)	(4,325,631)
Salaries - Adjustments	119,906	119,906	-		-	(119,906)	(119,906)
Salaries - Temporary	117,293	117,293	126,266		-	8,973	(117,293)
Salaries - Overtime	30,436	30,436	30,436		-	-	(30,436)
Salaries - City Supplements	145,000	145,000	145,000		-	-	(145,000)
Insurance	912,000	1,229,440	1,035,000		317,440	123,000	(912,000)
FICA	347,781	313,082	313,082		(34,699)	(34,699)	(347,781)
401(a) Match	-	43,052	43,052		43,052	43,052	-
Workers Compensation	12,315	12,315	13,179		-	864	(12,315)
Allowances	6,000	6,000	6,000		-	-	(6,000)
Notes	Base target funded 92 positions.						
52 - Purchased / Contracted Services	1,886,918	1,886,918	1,886,918		-	-	(1,886,918)
Notes							
53 - Supplies	125,082	125,082	125,082		-	-	(125,082)
Notes							
54 - Capital Outlays	175,651	175,651	175,651		-	-	(175,651)
Notes							
55 - Interfund / Interdepartmental Charges	21,652	21,652	22,870		-	1,218	(21,652)
Notes							
57 - Other Costs	1,800	1,800	1,800		-	-	(1,800)
Notes							
Base Budget (Total)	8,227,465	8,370,845	8,067,555	-	143,380	(159,910)	(8,227,465)

Tax Commissioner (02800)
General Fund (100)
 2020 Budget Request/Recommendation Sheet

Base Adjustments		FY19 Budget	FY20 Request	FY20 Rec	FY20 Approved	Req Change	Rec Change	Approved Change
B1.	Fund ten existing positions: CC 02810 (1 Position): one Tax Tag Clerk, Senior. CC 02820 (8 positions): seven Tax Tag Clerks; one Deputy Tax Commissioner. CC 2830 (1 position): one Deputy Tax Commissioner. <i>[Recommended.]</i>	N/A	538,521	521,021		538,521	521,021	-
Base Adjustments (Total)		-	538,521	521,021	-	538,521	521,021	-

Operating Enhancements		FY19 Budget	FY20 Request	FY20 Rec	FY20 Approved	Req Change	Rec Change	Approved Change
O1.	Fund one existing position - CC 02840 one Accountant, hired 10/21/2019 in Position Number 08724. <i>[Recommended.]</i>	N/A	79,479	77,729		79,479	77,729	-
O2.	Compensation adjustment estimate - Funding for salaries and benefits to implement the 2% raise for non-sworn staff, effective 4/1. <i>[Recommended.]</i>	N/A	134,500	67,249		134,500	67,249	-
O3.	Establish Tuition Reimbursement. <i>[Not Recommended at this time.]</i>	N/A	15,000	-		15,000	-	-
O4.	Increase Legal Fees (Clerk of Superior Court Filing Fees). <i>[Recommended - Added via CEO amendment.]</i>	N/A	-	120,000		-	120,000	-
Operating Enhancements (Total)		-	228,979	264,978	-	228,979	264,978	-

Total Budget		8,227,465	9,138,346	8,853,554	-	910,881	626,089	(8,227,465)
---------------------	--	------------------	------------------	------------------	---	----------------	----------------	--------------------

Traffic Court (03700)
Unincorporated Fund (272)
 2020 Budget Request/Recommendation Sheet

Departmental Description

House Bill 300 created the State Court's Traffic Division during the 2015 session of the Georgia General Assembly. The Traffic Division replaced Recorders Court which was abolished by House Bill 301. The State Court has jurisdiction within unincorporated DeKalb County. There are four judges assigned to the Traffic Division that are elected and serve four-year terms. State Court Probation and the Marshal's Office are the other constituent entities within the State Court, together with the State Court Clerk's Office also serve and support this division of the court.

Common Object Expenditures	FY17 Act	FY18 Act	FY19 Bdgt	FY20 Req	Req Change	FY20 Rec	App Change
51 - Personal Services and Employee Benefits	3,650,791	3,792,574	3,701,274	4,175,788	12.8%	3,941,253	6.5%
52 - Purchased / Contracted Services	678,334	846,342	864,895	894,895	3.5%	864,895	0.0%
53 - Supplies	72,329	54,258	65,608	65,608	0.0%	65,608	0.0%
54 - Capital Outlays	5,290	7,917	-	-	N/A	-	N/A
61 - Other Financing Uses	-	-	-	1,696,000	N/A	-	N/A
Total (\$)	4,406,743	4,701,091	4,631,777	6,832,291	47.5%	4,871,756	5.2%

Cost Center Level Expenditures	FY17 Act	FY18 Act	FY19 Bdgt	FY20 Req	Req Change	FY20 Rec	App Change
Traffic Division (03711)	2,939,573	3,262,724	3,272,257	5,449,986	66.6%	3,590,854	9.7%
Traffic Division A (03716)	360,652	392,495	330,630	364,213	10.2%	278,560	-15.7%
Traffic Division B (03717)	331,155	313,663	326,748	350,071	7.1%	344,821	5.5%
Traffic Division C (03718)	436,760	426,062	383,306	333,914	-12.9%	328,664	-14.3%
Traffic Division D (03719)	338,604	306,148	318,836	334,107	4.8%	328,857	3.1%
Total (\$)	4,406,743	4,701,091	4,631,777	6,832,291	47.5%	4,871,756	5.2%

Positions	FY17 (12/31)	FY18 (12/31)	FY19 (9/10)	FY20 Req	Req Change	FY20 Rec	App Change
Filled	50	50	54	57	3	55	1
Funded	52	52	55	57	2	55	-

*Note: This department has 62 authorized positions.

Departmental Notes

Traffic Court (03700)
Unincorporated Fund (272)
 2020 Budget Request/Recommendation Sheet

Base Budget by Obj Class/ Selected Obj Code	FY19 Budget	FY20 Request	FY20 Recommended	FY20 Approved	Requested Change	Recommended Change	Approved Change
51 - Personal Services & Benefits	3,701,274	3,841,281	3,688,570	-	140,007	(12,704)	(3,701,274)
Salaries - Full-Time	2,898,460	2,831,061	2,831,061		(67,399)	(67,399)	(2,898,460)
Salaries - Adjustments	58,211	58,211	-		-	(58,211)	(58,211)
Insurance	501,600	702,000	607,500		200,400	105,900	(501,600)
FICA	216,859	214,260	214,260		(2,599)	(2,599)	(216,859)
401(a) Match	26,144	35,749	35,749		9,605	9,605	(26,144)
Notes	Base target funded 54 positions.						
52 - Purchased / Contracted Services	864,895	864,895	864,895		-	-	(864,895)
Notes							
53 - Supplies	65,608	65,608	65,608		-	-	(65,608)
Notes							
Base Budget (Total)	4,631,777	4,771,784	4,619,073	-	140,007	(12,704)	(4,631,777)

Traffic Court (03700)
Unincorporated Fund (272)
 2020 Budget Request/Recommendation Sheet

Base Adjustments		FY19 Budget	FY20 Request	FY20 Rec	FY20 Approved	Req Change	Rec Change	Approved Change
B1.	Fund constitutional officers 2% salary adjustments effective July 1, 2019. [Recommended.]	N/A	8,068	8,069		8,068	8,069	-
B2.	Fund two existing vacant positions - state court judge and judicial law clerk. [Recommend judge position, filled 9/9/19.]	N/A	279,896	195,993		279,896	195,993	-
Base Adjustments (Total)		-	287,964	204,062	-	287,964	204,062	-

Operating Enhancements		FY19 Budget	FY20 Request	FY20 Rec	FY20 Approved	Req Change	Rec Change	Approved Change
O1.	Fund increase in witness fees. [Not recommended.]	N/A	30,000	-		30,000	-	-
O2.	Fund one existing position - Deputy Clerk 1. [Not recommended.]	N/A	46,542	-		46,542	-	-
O3.	Compensation adjustment estimate. Funding for salaries and benefits to implement the 4% raise for sworn personnel and 2% for non-sworn staff. [Recommended.]	N/A	N/A	48,621		N/A	48,621	-
Operating Enhancements (Total)		-	76,542	48,621	-	76,542	48,621	-

Capital Enhancements		FY19 Budget	FY20 Request	FY20 Rec	FY20 Approved	Req Change	Rec Change	Approved
C1.	Fund building improvements for the Traffic Division. [Moved to Contributions - Unincorporated Fund.]	N/A	1,250,000	-		1,250,000	-	-
C2.	Fund enhanced case closure software. [Moved to Contributions - Unincorporated Fund.]	N/A	211,000	-		211,000	-	-
C3.	Fund computer upgrades. [Moved to Contributions - Unincorporated Fund.]	N/A	25,000	-		25,000	-	-

Traffic Court (03700)
Unincorporated Fund (272)
 2020 Budget Request/Recommendation Sheet

C4.	Fund four smart tables for judges to work remotely. <i>[Moved to Contributions - Unincorporated Fund.]</i>	N/A	60,000	-		60,000	-	-
C5.	Fund electronic citation system. <i>[Moved to Contributions - Unincorporated Fund.]</i>	N/A	150,000	-		150,000	-	-
Capital Enhancements (Total)		-	1,696,000	-	-	1,696,000	-	-
Total Budget		4,631,777	6,832,291	4,871,756	-	2,200,514	239,979	(4,631,777)

Transportation (05400)
Designated Services Fund (271)
 2020 Budget Request/Recommendation Sheet

Departmental Description

The Transportation Division of the Public Works Department is responsible for the management of county and GDOT-funded road improvement projects. Services provided on these projects include roadway design, traffic signal design and coordinated timing upgrades, survey, land acquisition, and construction management. The Transportation Division also issues utility encroachment permits, operates the county's traffic calming program, and manages the county's

Common Object Expenditures	FY17 Act	FY18 Act	FY19 Bdgt	FY20 Req	Req Change	FY20 Rec	Rec Change
51 - Personal Services and Employee Benefits	1,327,503	1,378,827	1,422,911	1,696,926	19.3%	1,592,538	11.9%
52 - Purchased / Contracted Services	534,520	492,726	565,028	552,442	-2.2%	357,442	-36.7%
53 - Supplies	218,822	281,723	257,110	267,110	3.9%	267,110	3.9%
54 - Capital Outlays	430	314	-	150,000	N/A	-	N/A
55 - Interfund / Interdepartmental Charges	92,603	100,473	92,633	92,633	0.0%	103,513	11.7%
70 - Retirement Services	-	-	2,489	2,489	0.0%	2,489	0.0%
Total (\$)	2,173,878	2,254,063	2,340,171	2,761,600	18.0%	2,323,092	-0.7%

Cost Center Level Expenditures	FY17 Act	FY18 Act	FY19 Bdgt	FY20 Req	Req Change	FY20 Rec	Rec Change
Administrative Services (05407)	370,505	377,057	322,846	352,060	9.0%	349,307	8.2%
Construction Management (05425)	127,362	142,153	176,070	497,206	182.4%	260,205	47.8%
Design & Survey (05415)	568,475	540,641	639,005	664,726	4.0%	565,562	-11.5%
Engineering Operations (05410)	42,683	37,368	-	35,000	N/A	35,000	N/A
Land Acquisition (05430)	163,791	210,032	230,199	238,171	3.5%	235,879	2.5%
Signals (05466)	11,553	10,272	13,867	13,867	0.0%	16,060	15.8%
Signs & Paint (05467)	17,468	13,977	20,330	20,330	0.0%	18,839	-7.3%
Support Services (05445)	955	1,199	-	-	N/A	-	N/A
Traffic Calming (05462)	13,061	14,577	12,692	12,692	0.0%	12,666	-0.2%
Traffic Engineering Administration (05460)	856,858	905,387	925,162	927,548	0.3%	829,574	-10.3%
Drainage (05420)	63	54	-	-	N/A	-	N/A
Maintenance Administration (05435)	996	-	-	-	N/A	-	N/A
Traffic Lights (05465)	107	287	-	-	N/A	-	N/A
Administration (05405)	-	1,059	-	-	N/A	-	N/A
Total (\$)	2,173,878	2,254,063	2,340,171	2,761,600	18.0%	2,323,092	-0.7%

Positions	FY17 (12/31)	FY18 (12/31)	FY19 (9/10)	FY20 Req	Req Change	FY20 Rec	Rec Change
Filled	14	15	17	17	-	18	1
Funded	16	17	17	17	-	18	1

*Note: This department has 28 authorized positions.

Transportation (05400)
Designated Services Fund (271)
2020 Budget Request/Recommendation Sheet

Departmental Notes

Transportation (05400)
Designated Services Fund (271)
2020 Budget Request/Recommendation Sheet

Base Budget by Obj Class/ Selected Obj Code	FY19 Budget	FY20 Request	FY20 Recommended	FY20 Approved	Requested Change	Recommended Change	Approved Change
51 - Personal Services & Benefits	1,422,911	1,531,644	1,502,596	-	108,733	79,685	(1,422,911)
Salaries - Full-Time	1,119,220	1,182,723	1,182,723		63,503	63,503	(1,119,220)
Salaries - Adjustments	24,637	-	-		(24,637)	(24,637)	(24,637)
Insurance	159,600	221,000	191,250		61,400	31,650	(159,600)
FICA	85,347	90,478	90,478		5,131	5,131	(85,347)
401(a) Match	4,573	7,909	7,909		3,336	3,336	(4,573)
Workers Compensation	29,534	29,534	30,236		-	702	(29,534)
Notes	Base target funded 17 positions.						
52 - Purchased / Contracted Services	565,028	457,442	357,442		(107,586)	(207,586)	(565,028)
Notes							
53 - Supplies	257,110	267,110	267,110		10,000	10,000	(257,110)
Notes							
55 - Interfund/Interdepartmental Charges	92,633	92,633	103,513		-	10,880	(92,633)
Notes							
70 - Retirement Services	2,489	2,489	2,489		-	-	(2,489)
Notes							
Base Budget (Total)	2,340,171	2,351,318	2,233,150	-	11,147	(107,021)	(2,340,171)

Transportation (05400)
Designated Services Fund (271)
 2020 Budget Request/Recommendation Sheet

Operating Enhancements		FY19 Budget	FY20 Request	FY20 Rec	FY20 Approved	Req Change	Rec Change	Approved Change
O1.	Emory Village Project - Replacement of streetlight knockdowns (of which there is an ongoing backlog) and streetscape repairs. <i>[Not recommended.]</i>	N/A	95,000	-		95,000	-	-
O2.	Fund two existing vacancies - one Construction Inspector and one Staff Engineer <i>[Recommend Construction Inspector position that is in the hiring process.]</i>	N/A	165,281	70,738		165,281	70,738	-
O2.	Compensation adjustment estimate - Funding for salaries and benefits to implement the 2% raise for non-sworn staff, effective 4/1. <i>[Recommended.]</i>	N/A	N/A	19,204		N/A	19,204	-
Operating Enhancements (Total)		-	260,281	89,942	-	260,281	89,942	-
Capital Enhancements		FY19 Budget	FY20 Request	FY20 Rec	FY20 App	Req Change	Rec Change	Approved Change
C1.	Emory Village Project - Replacement of the deteriorating brick paver crosswalks at the roundabout. <i>[Moved to Contributions - Designated Fund.]</i>	N/A	150,000	-		150,000	-	-
Capital Enhancements (Total)		-	150,000	-	-	150,000	-	-
Total Budget		2,340,171	2,761,599	2,323,092	-	421,428	(17,079)	(2,340,171)

Transportation (05400)
Street Lights Fund (211)
 2020 Budget Request/Recommendation Sheet

Departmental Description

The Street Light Fund accounts for all revenues and expenses associated with existing and new street light districts within the County. The fund is also responsible for petitions from citizens requesting street lights within subdivisions, verification of property, and identification of location of proposed lighting fixtures (based on street light standards). Street lights are installed by utility companies to ensure compliance with code. Street light assessment fees are based upon the annual cost of the County to operate the streetlights, divided by the total footage in the streetlight district.

Common Object Expenditures	FY17 Act	FY18 Act	FY19 Bdgt	FY20 Req	Req Change	FY20 Rec	App Change
51 - Personal Services and Employee Benefits	29,649	89,610	79,389	84,110	5.9%	83,454	5.1%
53 - Supplies	4,715,476	5,221,495	4,647,052	4,647,052	0.0%	4,647,052	0.0%
70 - Retirement Services	-	-	13,717	13,717	0.0%	15,016	9.5%
Total (\$)	4,745,125	5,311,105	4,740,158	4,744,879	0.1%	4,745,522	0.1%

Cost Center Level Expenditures	FY17 Act	FY18 Act	FY19 Bdgt	FY20 Req	Req Change	FY20 Rec	App Change
Streetlights (05480)	4,745,125	5,311,105	4,740,158	4,744,879	0.1%	4,745,522	0.1%
Total (\$)	4,745,125	5,311,105	4,740,158	4,744,879	0.1%	4,745,522	0.1%

Positions	FY17 (12/31)	FY18 (12/31)	FY19 (9/10)	FY20 Req	Req Change	FY20 Rec	App Change
Filled	1	1	1	1	-	1	-
Funded	1	1	1	1	-	1	-

**Note: This department has 1 authorized position.*

Departmental Notes

Transportation (05400)
Street Lights Fund (211)
 2020 Budget Request/Recommendation Sheet

Base Budget by Obj Class/ Selected Obj Code		FY19 Budget	FY20 Request	FY20 Recommended	FY20 Approved	Requested Change	Recommended Change	Approved Change
51 - Personal Services & Benefits		79,389	84,110	82,360	-	4,721	2,971	(79,389)
Salaries - Full-Time		65,276	66,057	66,057		781	781	(65,276)
Insurance		9,120	13,000	11,250		3,880	2,130	(9,120)
FICA		4,993	5,053	5,053		60	60	(4,993)
Notes	Base target funded 1 position.							
52 - Purchased / Contracted Services		4,647,052	4,647,052	4,647,052		-	-	(4,647,052)
Notes								
70 - Retirement Services		13,717	13,717	14,566		-	849	(13,717)
Notes								
Base Budget (Total)		4,740,158	4,744,879	4,743,978	-	4,721	3,820	(4,740,158)

Operating Enhancements		FY19 Budget	FY20 Request	FY20 Rec	FY20 Approved	Req Change	Rec Change	Approved Change
O1.	Compensation adjustment estimate - Funding for salaries and benefits to implement the 2% raise for non-sworn staff, effective 4/1. <i>[Recommended.]</i>	N/A	-	1,094		-	1,094	-
O2.	Retiree cost of living adjustment (COLA) – Funding to implement a 2% COLA for retirees. <i>[Recommended.]</i>	N/A	-	450		-	450	-
Operating Enhancements (Total)		-	-	1,544	-	-	1,544	-

Total Budget		4,740,158	4,744,879	4,745,522	-	4,721	5,364	(4,740,158)
---------------------	--	------------------	------------------	------------------	----------	--------------	--------------	--------------------

Vehicle Replacement (01300)
Vehicle Replacement Fund (621)
 2020 Budget Request/Recommendation Sheet

Departmental Description

The Vehicle Replacement Fund is an internal service fund used to purchase vehicles based on their replacement schedule. All revenue is generated by charges assessed to county departments with vehicles.

Common Object Expenditures	FY17 Act	FY18 Act	FY19 Bdgt	FY20 Req	Req Change	FY20 Rec	App Change
52 - Purchased / Contracted Services	-	-	500	-	-100.0%	-	-100.0%
54 - Capital Outlays	12,229,469	20,002,134	73,670,508	32,876,175	-55.4%	71,367,739	-3.1%
55 - Interfunds	242,329	7,398	-	-	N/A	-	N/A
57 - Other Costs	-	-	1,500,000	1,500,000	0.0%	1,500,000	0.0%
58 - Debt Service	277,061	224,140	149,500	75,000	-49.8%	75,000	-49.8%
61 - Other Financing Uses	100,000	-	3,779,741	-	-100.0%	-	-100.0%
Total (\$)	12,848,860	20,233,673	79,100,249	34,451,175	-56.4%	72,942,739	-7.8%

Cost Center Level Expenditures	FY17 Act	FY18 Act	FY19 Bdgt	FY20 Req	Req Change	FY20 Rec	App Change
Vehicle Replacement (01310)	12,848,860	20,233,673	77,724,074	34,451,175	-55.7%	72,337,739	-6.9%
Vehicle Additions To Fleet (01320)	-	-	1,376,175	-	-100.0%	605,000	-56.0%
Total (\$)	12,848,860	20,233,673	79,100,249	34,451,175	-56.4%	72,942,739	-7.8%

Positions	FY17 (12/31)	FY18 (12/31)	FY19 (9/10)	FY20 Req	Req Change	FY20 Rec	App Change
Filled	N/A	N/A	N/A	N/A	N/A	N/A	N/A
Funded	N/A	N/A	N/A	N/A	N/A	N/A	N/A

**Note: This department has no authorized positions.*

Departmental Notes

The amendment to the proposed FY2020 budget consists of \$45.4M to fund carried-forward encumbrances and in-process orders. See also the Vehicle Fund summary sheet for the offsetting increase in fund balance forward. Also in the amendment: is one administrative sedan for the District Attorney (\$22K).

Vehicle Replacement (01300)
Vehicle Replacement Fund (621)
 2020 Budget Request/Recommendation Sheet

Base Budget by Obj Class/ Selected Obj Code	FY19 Budget	FY20 Request	FY20 Recommended	FY20 Approved	Requested Change	Recommended Change	Approved Change
52 - Purchased / Contracted Services	500	-			(500)	(500)	(500)
Notes							
54 - Capital Outlays	73,670,508	32,876,175	71,367,739		(40,794,333)	(2,302,769)	(73,670,508)
Notes	CEO amendment added \$45,368,193 to fund encumbrances carried over from FY19 and one administrative sedan for the District Attorney (\$22K).						
55 - Interfunds	-		-		-	-	-
Notes							
57 - Other Costs	1,500,000	1,500,000	1,500,000		-	-	(1,500,000)
Notes	Reserve for early replacements.						
58 - Debt Service	149,500	75,000	75,000		(74,500)	(74,500)	(149,500)
Notes	Final interest payment on lease/purchase financing.						
61 - Other Financing Uses	3,779,741	-	-		(3,779,741)	(3,779,741)	(3,779,741)
Notes							
Base Budget (Total)	79,100,249	34,451,175	72,942,739	-	(44,649,074)	(6,157,510)	(79,100,249)
Total Budget	79,100,249	34,451,175	72,942,739	-	(44,649,074)	(6,157,510)	(79,100,249)

Victim Assistance (03100)
Victim Assistance Fund (206)
 2020 Budget Request/Recommendation Sheet

Departmental Description

In 1995, the Victim Assistance Fund was established. This fund consists of DeKalb County's appropriation of an additional 5% penalty assessment imposed upon criminal offense fines (O.C.G.A § 15-21-131). Effective July 1, 1997, the Recorder's Court, now the Traffic Division of State Court, was added to the courts already collecting this assessment for victim assistance programs. The Board of Commissioners issued a directive that costs associated with the District Attorney's and Solicitor's victim assistance programs should receive funding first, and any remaining dollars will be allocated to fund the victim assistance programs.

Common Object Expenditures	FY17 Act	FY18 Act	FY19 Bdgt	FY20 Req	Req Change	FY20 Rec	Rec Change
52 - Purchased / Contracted Services	19,255	31,314	61,126	61,126	0.0%	61,126	0.0%
57 - Other Costs	-	-	37,711	37,711	0.0%	37,711	0.0%
61 - Other Financing Uses	779,565	849,553	958,505	958,505	0.0%	724,111	-24.5%
Total (\$)	798,820	880,867	1,057,342	1,057,342	0.0%	822,948	-22.2%

Cost Center Level Expenditures	FY17 Act	FY18 Act	FY19 Bdgt	FY20 Req	Req Change	FY20 Rec	Rec Change
Victim Assistance (03101)	798,820	880,867	1,057,342	1,057,342	0.0%	822,948	-22.2%
Total (\$)	798,820	880,867	1,057,342	1,057,342	0.0%	822,948	-22.2%

Positions	FY17 (12/31)	FY18 (12/31)	FY19 (9/10)	FY20 Req	Req Change	FY20 Rec	Rec Change
Filled	N/A	N/A	N/A	N/A	N/A	N/A	N/A
Funded	N/A	N/A	N/A	N/A	N/A	N/A	N/A

**Note: This department has no authorized positions.*

Departmental Notes

Victim Assistance (03100)
Victim Assistance Fund (206)
 2020 Budget Request/Recommendation Sheet

Base Budget by Obj Class/ Selected Obj Code	FY19 Budget	FY20 Request	FY20 Recommended	FY20 Approved	Requested Change	Recommended Change	Approved Change
52 - Purchased / Contracted Services	61,126	61,126	61,126		-	-	(61,126)
Notes							
57 - Other Costs	37,711	37,711	37,711		-	-	(37,711)
Notes							
61 - Other Financing Uses	958,505	958,505	724,111		-	(234,394)	(958,505)
Notes							
Base Budget (Total)	1,057,342	1,057,342	822,948	-	-	-	(98,837)
Total Budget	1,057,342	1,057,342	822,948	-	-	-	(98,837)

Watershed Management (08000)
Sinking Fund (514)
 2020 Budget Request/Recommendation Sheet

Departmental Description
 The Water & Sewer Sinking Fund pays principal and interest payments on Revenue Bond issues. Revenue is derived from a transfer of funds from the Water & Sewer Operating Fund and from earnings on Sinking Fund investments. The Water & Sewer System's financial condition is sound as demonstrated by the ratings of its bonds as of 2013 year end.

Common Object Expenditures	FY17 Act	FY18 Act	FY19 Bdgt	FY20 Req	Req Change	FY20 Rec	Rec Change
58 - Debt Service	65,728,788	65,637,327	65,941,493	65,887,514	-0.1%	65,887,514	-0.1%
Total (\$)	65,728,788	65,637,327	65,941,493	65,887,514	-0.1%	65,887,514	-0.1%

Cost Center Level Expenditures	FY17 Act	FY18 Act	FY19 Bdgt	FY20 Req	Req Change	FY20 Rec	Rec Change
Sinking Fund (08098)	65,728,788	65,637,327	65,941,493	65,887,514	-0.1%	65,887,514	-0.1%
Total (\$)	65,728,788	65,637,327	65,941,493	65,887,514	-0.1%	65,887,514	-0.1%

Positions	FY17 (12/31)	FY18 (12/31)	FY19 (9/10)	FY20 Req	Req Change	FY20 Rec	Rec Change
Filled	N/A	N/A	N/A	N/A	N/A	N/A	N/A
Funded	N/A	N/A	N/A	N/A	N/A	N/A	N/A

*Note: This department has no authorized positions.

Departmental Notes						
Series	Outstanding 1/1/19	Interest	Principal	Total		
2006B	224,050,000	11,662,175	7,430,000	19,092,175	W&S Debt Service based on maximum of Amortization Schedule or Sinking Fund Payments. For 2020, the basis is the Amortization Schedule.	
2010	12,885,000	700,944	2,005,000	2,705,944		
2011	336,980,000	17,499,963	8,635,000	26,134,963		
2013	96,075,000	4,773,125	7,570,000	12,343,125		
2015	62,765,000	2,746,306	2,835,000	5,581,307		
	732,755,000	37,382,513	28,475,000	65,857,514		
			Paying Agent & Arbitrage Fees	30,000		
				65,887,514		
					OR	
			Sinking Fund Payments	65,843,051		
			Paying Agent & Arbitrage Fees	30,000		
				65,873,051		

Watershed Management (08000)
Sinking Fund (514)
 2020 Budget Request/Recommendation Sheet

Base Budget by Obj Class/ Selected Obj Code	FY19 Budget	FY20 Request	FY20 Recommended	FY20 Approved	Requested Change	Recommended Change	Approved Change
58 - Debt Service	65,941,493	65,887,514	65,887,514		(53,979)	(53,979)	(65,941,493)
Notes	Principal = \$ 28,475,000. Interest = \$37,382,512.76. Paying Agent Fees = \$30,000. All Series will mature on or before October 1, 2041.						
Base Budget (Total)	65,941,493	65,887,514	65,887,514	-	(53,979)	(53,979)	(65,941,493)
Total Budget	65,941,493	65,887,514	65,887,514	-	(53,979)	(53,979)	(65,941,493)

Watershed Management (08000)
Water & Sewer Operating Fund (511)
 2020 Budget Request/Recommendation Sheet

Departmental Description

The Water and Sewer Operating Fund consist of four primary parts: Operations, Renewal and Extension (also known as "pay as you go" capital), Debt (or Sinking Fund), and Water Billing. All four aspects are paid entirely by water and sewer fees.

Common Object Expenditures	FY17 Act	FY18 Act	FY19 Bdgt	FY20 Req	Req Change	FY20 Rec	Rec Change
51 - Personal Services and Employee Benefits	48,890,674	53,079,426	53,438,579	54,015,239	1.1%	52,014,180	-2.7%
52 - Purchased / Contracted Services	15,141,030	18,358,313	34,045,635	33,007,641	-3.0%	32,220,205	-5.4%
53 - Supplies	24,256,502	26,613,381	28,426,632	27,969,331	-1.6%	28,746,158	1.1%
54 - Capital Outlays	721,909	782,409	1,492,034	1,582,034	6.0%	1,582,034	6.0%
55 - Interfund / Interdepartmental Charges	70,831,363	84,850,881	14,527,464	14,859,296	2.3%	15,184,541	4.5%
57 - Other Costs	12,798,395	15,958,108	15,521,702	16,221,702	4.5%	16,672,702	7.4%
61 - Other Financing Uses	66,110,766	65,497,638	87,132,758	89,491,638	2.7%	92,325,629	6.0%
70 - Retirement Services	117,572	116,657	6,770,293	6,824,882	0.8%	7,285,602	7.6%
Total (\$)	238,868,211	265,256,813	241,355,097	243,971,763	1.1%	246,031,051	1.9%

Cost Center Level Expenditures	FY17 Act	FY18 Act	FY19 Bdgt	FY20 Req	Req Change	FY20 Rec	Rec Change
Admin & Fiscal Control (08002)	10,090,272	10,947,795	19,210,511	18,305,196	-4.7%	20,523,726	6.8%
C & M Div Management & Admin (08035)	7,157,843	7,921,095	13,188,387	12,830,559	-2.7%	9,459,627	-28.3%
Capitalization Account (08050)	-	-	(3,300,000)	(3,300,000)	0.0%	(3,300,000)	0.0%
Collection Services (08004)	4,175,612	6,010,249	5,643,694	5,804,425	2.8%	5,804,425	2.8%
Collection System (08029)	1,077,626	1,380,442	1,457,504	2,669,071	83.1%	2,669,071	83.1%
Compliance (08042)	3,370,924	1,278,974	2,074,331	1,797,083	-13.4%	1,797,083	-13.4%
Construction (08038)	9,808,153	10,442,791	6,850,174	6,438,157	-6.0%	6,438,157	-6.0%
Debt Services (08006)	65,999,510	64,915,224	65,911,493	65,857,513	-0.1%	65,887,514	0.0%
Director's Office (08001)	5,888,326	6,409,397	8,745,436	9,243,861	5.7%	9,243,861	5.7%
District 1 - Maintenance (08037)	12,603,279	17,591,850	16,295,647	16,333,142	0.2%	16,333,142	0.2%
District 2 - Maintenance (08040)	11,793,436	12,398,323	13,975,346	13,673,725	-2.2%	13,673,725	-2.2%
District 3 - Maintenance (08041)	613,237	1,259,949	4,425,809	4,272,341	-3.5%	4,272,341	-3.5%
Eng Design/Survey/Land Acq (08010)	10	10	1,765	1,765	0.0%	1,765	0.0%
F&T Admin & Supervision (08019)	15,008	12,871	13,174	13,174	0.0%	13,174	0.0%
GPS/GIS/Data Management (08009)	2,078,561	2,675,442	2,771,113	2,456,539	-11.4%	2,456,539	-11.4%
IT Support (08015)	626,158	864,012	924,366	821,996	-11.1%	821,996	-11.1%
P&M Admin & Supervision (08020)	311,726	284,410	401,343	327,640	-18.4%	327,640	-18.4%
Reserve & Transfer To R & E (08007)	53,643,427	65,175,518	20,843,566	23,256,426	11.6%	26,438,115	26.8%
Revenue Collections (08005)	8,939	154	2,874	2,874	0.0%	2,874	0.0%
Sewer Lab Admin & Supervision (08024)	205,597	26,443	-	-	N/A	-	N/A

Watershed Management (08000)
Water & Sewer Operating Fund (511)
 2020 Budget Request/Recommendation Sheet

Sewer Laboratory (08025)	951,457	835,871	1,006,632	952,433	-5.4%	952,433	-5.4%
Sewer Monitoring (08026)	387,976	362,066	367,210	467,072	27.2%	467,072	27.2%
Technical Services (08036)	4,999,263	6,415,553	5,724,789	5,470,017	-4.5%	5,470,017	-4.5%
Warehouse (08003)	1,065,264	1,126,521	2,148,583	2,320,032	8.0%	2,320,032	8.0%
Water Laboratory (08023)	810,156	749,676	1,282,519	1,188,112	-7.4%	1,188,112	-7.4%
Water Maintenance (08022)	3,712,032	4,343,984	6,039,866	6,077,938	0.6%	6,077,938	0.6%
Water Production Operations (08021)	8,236,350	7,971,903	8,972,695	8,773,714	-2.2%	8,773,714	-2.2%
Watershed Protection (08045)	347,560	1,253,931	1,489,124	2,162,134	45.2%	2,162,134	45.2%
WPC Facilities Maintenance (08033)	4,766,406	4,531,894	5,567,502	5,205,706	-6.5%	5,205,706	-6.5%
WPC Plants Operated By Others (08034)	12,591,753	15,788,173	15,270,289	16,270,289	6.5%	16,270,289	6.5%
WPC Pole Bridge Creek Plant (08030)	3,432,941	2,828,065	4,123,342	4,596,784	11.5%	4,596,784	11.5%
WPC Pole Bridge Maintenance (08032)	641,359	988,827	2,021,592	1,746,811	-13.6%	1,746,811	-13.6%
WPC Snapfinger Plants (08028)	7,458,052	8,465,398	7,904,421	7,935,232	0.4%	7,935,232	0.4%
Total (\$)	238,868,211	265,256,813	241,355,097	243,971,763	1.1%	246,031,051	1.9%

Positions	FY17 (12/31)	FY18 (12/31)	FY19 (9/10)	FY20 Req	Req Change	FY20 Rec	Rec Change
Filled	657	661	668	733	65	717	49
Funded	730	687	683	733	50	717	34

*Note: This department has 790 authorized positions.

Departmental Notes

Watershed Management (08000)
Water & Sewer Operating Fund (511)
2020 Budget Request/Recommendation Sheet

Base Budget by Obj Class/ Selected Obj Code	FY19 Budget	FY20 Request	FY20 Recommended	FY20 Approved	Requested Change	Recommended Change	Approved Change
51 - Personal Services & Benefits	53,438,579	50,448,661	48,396,668	-	(2,989,918)	(5,041,911)	(52,088,801)
Salaries - Full-Time	37,764,910	32,547,967	32,547,967		(5,216,943)	(5,216,943)	(37,764,910)
Salaries - Adjustments	888,991	888,991	-		-	(888,991)	(888,991)
Salaries - Temporary	134,413	134,413	134,413		-	-	(134,413)
Salaries - Overtime	4,018,006	4,018,006	4,018,006		-	-	(4,018,006)
Insurance	6,172,119	8,684,000	7,515,000		2,511,881	1,342,881	(6,172,119)
FICA	2,835,537	2,479,177	2,479,176		(356,360)	(356,361)	(2,835,537)
401(a) Match	235,871	313,375	313,374		77,504	77,503	(235,871)
Unemployment Compensation	32,954	32,954	32,954		-	-	(32,954)
Workers Compensation	1,349,778	1,349,778	1,349,778				
Allowances - Automobile	6,000	-	6,000		(6,000)	-	(6,000)
Notes	Base target funded 668 positions.						
52 - Purchased / Contracted Services	34,045,635	32,196,742	32,196,742		(1,848,893)	(1,848,893)	(34,045,635)
Notes							
53 - Supplies	28,426,632	27,246,620	27,246,620		(1,180,012)	(1,180,012)	(28,426,632)
Notes							
54 - Capital Outlays	1,492,034	1,492,034	1,492,034		-	-	(1,492,034)
Notes							
55 - Interfund/Interdepartmental Charges	14,527,464	14,408,296	15,184,541		(119,168)	657,077	(14,527,464)
Notes							
57 - Other Costs	15,521,702	15,221,702	15,221,702		(300,000)	(300,000)	(15,521,702)
Notes							
61 - Other Financing Uses	87,132,758	87,078,778	89,912,769		(53,980)	2,780,011	(87,132,758)
Notes	Recommendation adds \$30,000 to transfer to sinking fund.						
70 - Retirement Services	6,770,293	6,824,882	7,067,336		54,589	297,043	(6,770,293)
Notes							
Base Budget (Total)	241,355,097	234,917,715	236,718,412	-	(6,437,382)	(4,636,685)	(240,005,319)

Watershed Management (08000)
Water & Sewer Operating Fund (511)
2020 Budget Request/Recommendation Sheet

Base Adjustments		FY19 Budget	FY20 Request	FY20 Rec	FY20 Approved	Req Change	Rec Change	Approved Change
B1.	Fund one new position due to the expansion of the Safety Division - Security Guard. <i>[Recommended.]</i>	N/A	46,542	46,542		46,542	46,542	-
B2.	Fund two existing positions - one Lab Technician and one Lab Analyst. <i>[Recommended.]</i>	N/A	144,978	144,978		144,978	144,978	-
B3.	Fund one existing position - Senior Lab Tech. <i>[Recommended.]</i>	N/A	70,101	70,101		70,101	70,101	-
B4.	Fund one existing position - Environmental Technician. <i>[Recommended.]</i>	N/A	52,163	52,163		52,163	52,163	-
B5.	Fund four existing positions - two Industrial Maintenance Tech I and two Industrial Maintenance Tech Trainee. <i>[Recommended.]</i>	N/A	208,656	208,656		208,656	208,656	-
B6.	Fund one existing position - Flow Monitoring Technician (reallocate to Flow Monitoring Tech Sr.). <i>[Recommended.]</i>	N/A	35,552	35,552		35,552	35,552	-
B7.	Fund one existing position - Staff Engineer Associate. <i>[Recommended.]</i>	N/A	89,239	89,239		89,239	89,239	-
B8.	Fund three existing positions - two Compliance Inspections Supervisors and one Compliance Inspector (CC #08045). <i>[Recommended.]</i>	N/A	201,957	201,957		201,957	201,957	-
Base Adjustments (Total)		-	849,188	849,188	-	849,188	849,188	-

Operating Enhancements	FY19 Budget	FY20 Request	FY20 Rec	FY20 Approved	Req Change	Rec Change	Approved Change
------------------------	-------------	--------------	----------	---------------	------------	------------	-----------------

Watershed Management (08000)
Water & Sewer Operating Fund (511)
2020 Budget Request/Recommendation Sheet

O1.	R&E Transfer Addition. Revenues of \$256,905,810 less DWM expenditures of \$220,876,050 less UCO expenditures of \$12,934,048. <i>[Recommended.]</i>	N/A	2,412,860	2,412,860		2,412,860	2,412,860	-
O2.	Fund expense of plant water system with Archer Western Construction project. CC #08028 <i>[Recommended.]</i>	N/A	307,043	307,043		307,043	307,043	-
O3.	Consent Decree - Shifting purchases of lift stations from CC #08033 to CC #08029 to improve tracking of lift station expenses. <i>[Recommended.]</i>	N/A	783,460	783,460		783,460	783,460	-
O4.	Consent decree - freight - CC #08029 <i>[Recommended.]</i>	N/A	1,083	1,083		1,083	1,083	-
O5.	Consent decree - electricity - CC #08029 <i>[Recommended.]</i>	N/A	53,497	53,497		53,497	53,497	-
O6.	Fund additional sanitation service charges - Due to more solids being handled through the Pole Bridge Plant and increased tipping fees (CC #08030). <i>[Recommended.]</i>	N/A	451,000	451,000		451,000	451,000	-
O7.	Fund telephone service charges - to ensure charges are adequately covered (CC #08030). <i>[Recommended.]</i>	N/A	15,000	15,000		15,000	15,000	-
O8.	Fund increase for IGA based upon 2019 expenditure trends - CC #08034. <i>[Recommended.]</i>	N/A	1,000,000	1,000,000		1,000,000	1,000,000	-
O9.	Fund Linko Exchange software allowing IPP to work efficiently by automating SMR data entry - CC #08045. <i>[Recommended.]</i>	N/A	90,000	90,000		90,000	90,000	-

Watershed Management (08000)
Water & Sewer Operating Fund (511)
 2020 Budget Request/Recommendation Sheet

O10.	Consent Decree - operating supplies - shifting purchases (CC #08029). <i>[Recommended.]</i>	N/A	354,455	354,455		354,455	354,455	-
O11.	Compensation adjustment estimate - Funding for salaries and benefits to implement the 2% raise for non-sworn staff, effective 4/1. <i>[Recommended.]</i>	N/A	N/A	542,904		N/A	542,904	-
O12.	Fund one existing position - Safety Officer hired 9/23/19. <i>[Recommended.]</i>	N/A	59,185	59,185		59,185	59,185	-
O13.	Fund four existing vacant positions and one filled position - one Senior Accountant, one Fiscal Assistant, one Assistant Director of WP & Waste Treatment, one Management Analyst I (filled), and one Office Assistant (CC #08001). <i>[Recommended; Management Analyst I position.]</i>	N/A	379,954	191,175		379,954	191,175	-
O14.	Fund nine filled existing positions and two reallocated positions. Eight Field Services Representatives and one Meter Reader. Reallocate one Field Services Representative position to Management Analyst. Reallocate one Field Services Representative to Billing Specialist. <i>[Recommend nine filled existing positions.]</i>	N/A	494,568	420,580		494,568	420,580	-
O15.	Fund three filled existing positions - one Crew Worker, one Plant Operator III and one Plant Operator I. <i>[Recommended.]</i>	N/A	165,575	165,575		165,575	165,575	-

Watershed Management (08000)
Water & Sewer Operating Fund (511)
 2020 Budget Request/Recommendation Sheet

O16.	Fund two filled existing positions - one Industrial Maintenance Tech II and one Electrical Instrumentation Tech I. <i>[Recommended.]</i>	N/A	140,202	140,202		140,202	140,202	-
O17.	Fund one filled existing position - one Plant Operator Lead. <i>[Recommended.]</i>	N/A	77,266	77,266		77,266	77,266	-
O18.	Fund one filled existing position and one existing vacant position - one Office Assistant and one Engineering Technician (reallocate to Inspection Supervisor). <i>[Recommended; Office Assistant.]</i>	N/A	100,144	42,796		100,144	42,796	-
O19.	Fund seven existing filled positions - one Construction Project Senior and six Construction Inspectors. <i>[Recommended.]</i>	N/A	509,810	509,810		509,810	509,810	-
O20.	Fund one existing vacant position and five filled existing positions - one General Foreman, two Crew Workers, two Crew Supervisors, and one Construction Inspector. <i>[Recommended; five filled positions.]</i>	N/A	366,837	303,058		366,837	303,058	-
O21.	Fund two existing filled positions - one Construction Inspector (reallocate to Senior Inspector) and one Crew Supervisor. <i>[Recommended.]</i>	N/A	127,999	127,999		127,999	127,999	-
O22.	Fund three existing filled positions - one Crew Worker, and two Crew Supervisors. <i>[Recommended.]</i>	N/A	187,773	187,773		187,773	187,773	-

Watershed Management (08000)
Water & Sewer Operating Fund (511)
 2020 Budget Request/Recommendation Sheet

O23.	Consent Decree - Maintenance & Repair Services - Shifting purchases (CC #08029). <i>[Recommended.]</i>	N/A	8,463	8,463		8,463	8,463	-
O24.	Retiree cost of living adjustment (COLA) – Funding to implement a 2% COLA for retirees. <i>[Recommended.]</i>	N/A	N/A	218,266		N/A	218,266	-
Operating Enhancements (Total)		-	8,086,174	8,463,450	-	8,086,174	8,463,450	-
Total Budget		241,355,097	243,853,077	246,031,050	-	2,497,980	4,675,953	(240,005,319)

Workers Compensation (01000)
Workers Compensation Fund (632)
 2020 Budget Request/Recommendation Sheet

Departmental Description

In 2004, the Risk Management Fund components began reporting as two separate individual funds. They were separated into the Workers' Compensation and Group Life & Health (commonly called Risk Management) components. This was to delineate available fund balances.

Common Object Expenditures	FY17 Act	FY18 Act	FY19 Bdgt	FY20 Req	Req Change	FY20 Rec	Rec Change
51 - Personal Services and Employee Benefits	301,055	348,541	338,790	425,418	25.6%	413,548	22.1%
52 - Purchased / Contracted Services	256,767	265,837	294,367	270,000	-8.3%	270,000	-8.3%
55 - Interfund / Interdepartmental Charges	5,866,408	7,367,464	5,413,331	5,829,000	7.7%	5,829,000	7.7%
57 - Other Costs	-	-	-	-	N/A	513,268	N/A
70 - Retirement Services	-	-	54,601	60,000	9.9%	59,184	8.4%
Total (\$)	6,424,230	7,981,842	6,101,089	6,584,418	7.9%	7,085,000	16.1%

Cost Center Level Expenditures	FY17 Act	FY18 Act	FY19 Bdgt	FY20 Req	Req Change	FY20 Rec	Rec Change
Workers Compensation (01010)	6,424,230	7,981,842	6,101,089	6,584,418	7.9%	7,085,000	16.1%
Total (\$)	6,424,230	7,981,842	6,101,089	6,584,418	7.9%	7,085,000	16.1%

Positions	FY17 (12/31)	FY18 (12/31)	FY19 (9/10)	FY20 Req	Req Change	FY20 Rec	Rec Change
Filled	3	5	6	6	-	6	-
Funded	4	5	5	6	1	6	1

**Note: This department has 6 authorized positions.*

Departmental Notes

Workers Compensation (01000)
Workers Compensation Fund (632)
2020 Budget Request/Recommendation Sheet

Base Budget by Obj Class/ Selected Obj Code	FY19 Budget	FY20 Request	FY20 Recommended	FY20 Approved	Requested Change	Recommended Change	Approved Change
51 - Personal Services & Benefits	338,790	425,418	408,305	-	86,628	69,515	(338,790)
Salaries	265,208	314,418	314,418		49,210	49,210	(265,208)
Salaries - Part Time	6,613	6,613	-		-	(6,613)	(6,613)
Salaries - Overtime	45,600	78,000	67,500		32,400	21,900	(45,600)
FICA	20,289	24,053	24,053		3,764	3,764	(20,289)
401(a) Match	1,080	2,334	2,334		1,254	1,254	(1,080)
Notes	Base request funds six positions.						
52 - Purchased / Contracted Services	294,367	270,000	270,000		(24,367)	(24,367)	(294,367)
Notes	Other Prof. Svcs. - consulting/reports.						
55 - Interfunds	5,413,331	5,829,000	5,829,000		415,669	415,669	(5,413,331)
Notes	Medical and indemnity costs.						
57 - Other Costs	54,601	-	513,268		(54,601)	458,667	(54,601)
Notes	Reserve for appropriations.						
70 - Retirement Services	-	60,000	57,410		60,000	57,410	-
Notes	County pension match allocation.						
Base Budget (Total)	6,101,089	6,584,418	7,077,983	-	483,329	976,894	(6,101,089)

Operating Enhancements	FY19 Budget	FY20 Request	FY20 Rec	FY20 Approved	Req Change	Rec Change	Approved Change
O1. Compensation adjustment estimate - Funding for salaries and benefits to implement the 2% raise for non-sworn staff, effective 4/1. <i>[Recommended.]</i>	N/A	-	5,243		-	5,243	-
O2. Retiree cost of living adjustment (COLA) – Funding to implement a 2% COLA for retirees. <i>[Recommended.]</i>	N/A	-	1,774		-	1,774	-
Operating Enhancements (Total)	-	-	7,017	-	-	7,017	-

Total Budget	6,101,089	6,584,418	7,085,000	-	483,329	983,911	(6,101,089)
---------------------	------------------	------------------	------------------	----------	----------------	----------------	--------------------



DeKalb County

GEORGIA

FY2020 Budget

Chief Executive Officer Michael L. Thurmond

Commissioner Nancy Jester – District 1

Commissioner Jeff Rader – District 2

Commissioner Larry Johnson – District 3

Commissioner Steve Bradshaw – District 4

Commissioner Mereda Davis Johnson – District 5

Commissioner Kathie Gannon – District 6

Commissioner Lorraine Cochran-Johnson – District 7

DeKalb County, GA