

# Monthly Noise Report

## July 2019

Prepared by:  
Korey Barnes  
Environmental & Noise Analyst



## Introduction:

DeKalb-Peachtree Airport (PDK) is located in a highly noise-sensitive area as it is surrounded by residential communities. Aircraft noise is noise pollution generated by an aircraft, and may occur during all phases of flight. For instance, while aircraft are on the ground, taxiing, operating auxiliary power units (APUs), and conducting run-ups may contribute noise pollution to the surrounding areas. While aircraft are in the air, noise pollution can occur underneath and to the sides of departure and arrival paths.

The primary goal of the **PDK Good Neighbor Program** is to serve as a community-based program with aims to reduce aircraft noise levels in the vicinity of the airport. Since its inception, the program has sought to increase awareness of airport operations and develop airport/community partnerships with the surrounding cities of Chamblee, Doraville, Dunwoody, Brookhaven, North Atlanta (including the Buckhead community), and others. The program is a multifaceted one that uses many approaches to convey information in a succinct manner.

The program strives to reduce overall aircraft noise disturbances by soliciting airport-user involvement. Community and airport participation, learning, and cooperation are the keys to the program's success.

This report provides a monthly summary of airport operations, noise disturbances, and impacts to the surrounding neighborhoods to airport users and the surrounding communities.

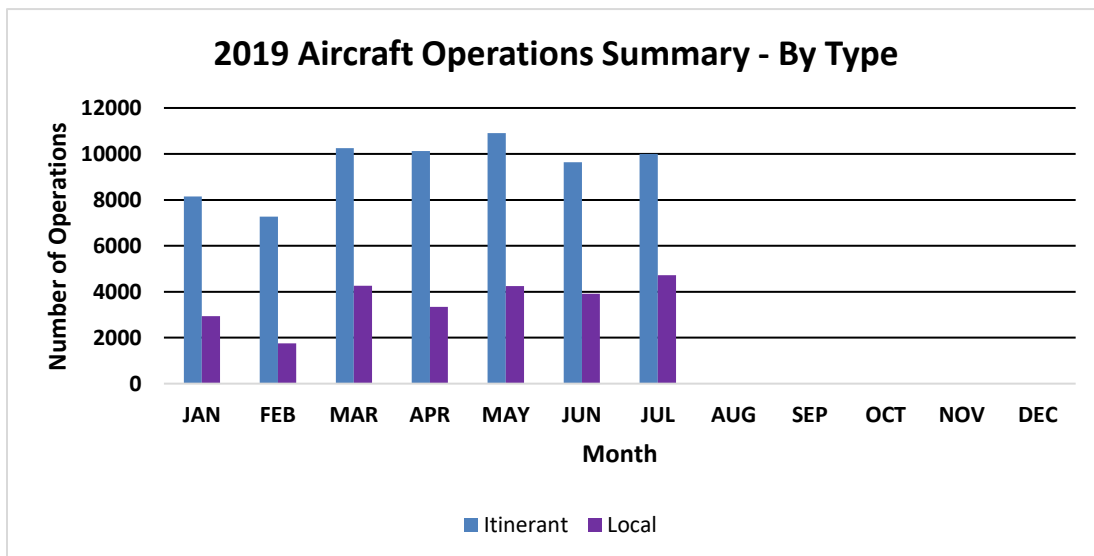
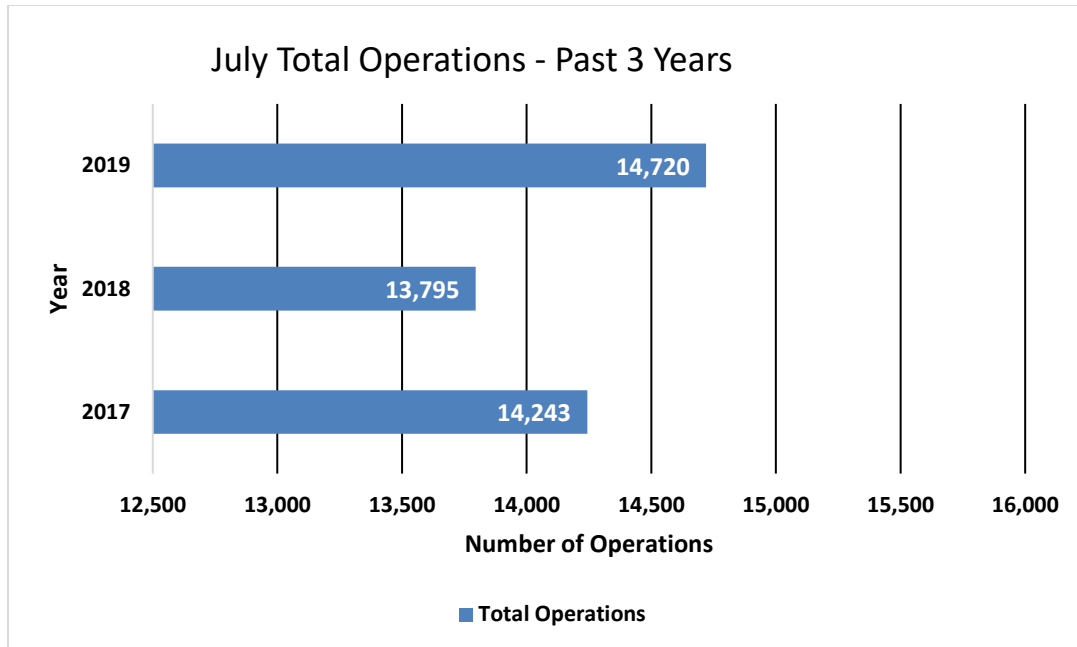
## July 2019 Aircraft Operations:

	<b>This Month</b>	This Month, Last Year (July 2018)	% Change from July 2018	5-Year Average for Month
Total Operations	<b>14,720</b>	<b>13,795</b>	<b>6.71%</b>	<b>13,823</b>
Itinerant	<b>10,004</b>	<b>9,644</b>	<b>3.73%</b>	<b>9,826</b>
Local	<b>4,716</b>	<b>4,151</b>	<b>13.61%</b>	<b>4,027</b>
Voluntary Curfew Ops	<b>354</b>	<b>321</b>	<b>10.28%</b>	<b>320</b>
Prior Authorization	<b>113</b>	<b>(8)</b> Noise disturbance calls associated with these flights. <b>(5)</b> Voluntary curfew ops were associated with these flights.		

**Prior Authorization**  
**(Section 6-93 Code)**  
**Operation**  
**Itinerant**  
**Local**  
**Voluntary Curfew Ops**

**Aircraft certified by the FAA with a max gross take-off weight greater than 75,000 pounds**  
**One take-off or landing. Touch-and-go counts as two operations**  
**Non-touch-and-go (regular operations)**  
**Operations within 20 miles of Airport**  
**Operations that occur between the hours of 11:00 p.m. and 6:00 a.m.**

# July 2019 Aircraft Operations Summary



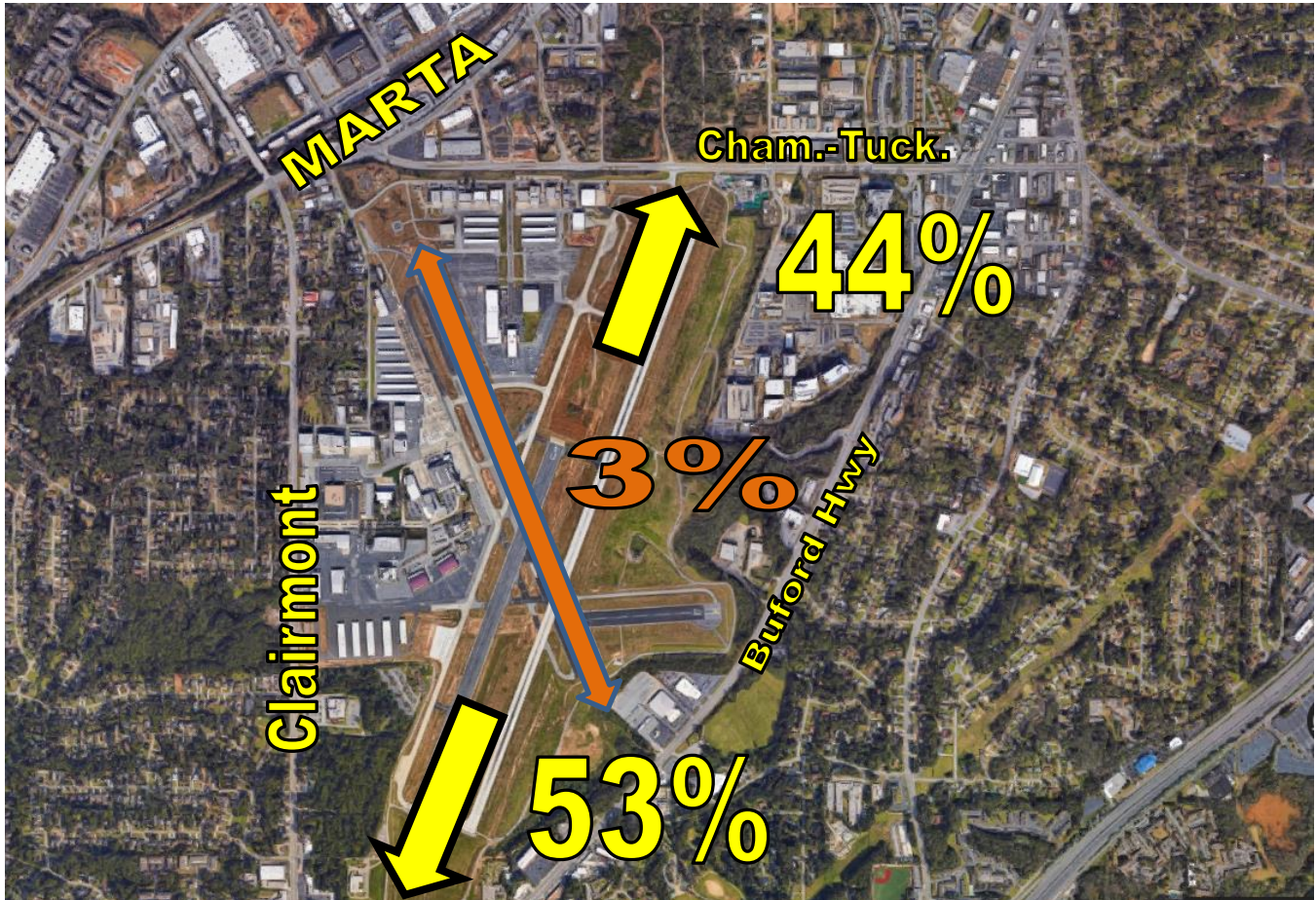
<b>2018 Total Operations</b>	<b>2018 Total Operations as of July 2018</b>	<b>Total 2019 Ops as of July 2019</b>
151,132	94,606	91,495 (-3.29%)

2019 Operations by Month				
	Itinerant	Local	Total Tower- Recorded Operations	Voluntary Curfew
JAN	8,151	2,934	11,085	301
FEB	7,268	1,753	9,021	340
MAR	10,247	4,259	14,506	323
APR	10,119	3,347	13,466	346
MAY	10,904	4,249	15,153	358
JUN	9,634	3,910	13,544	315
<b>JUL</b>	<b>10,004</b>	<b>4,716</b>	<b>14,720</b>	<b>354</b>
AUG				
SEPT				
OCT				
NOV				
DEC				



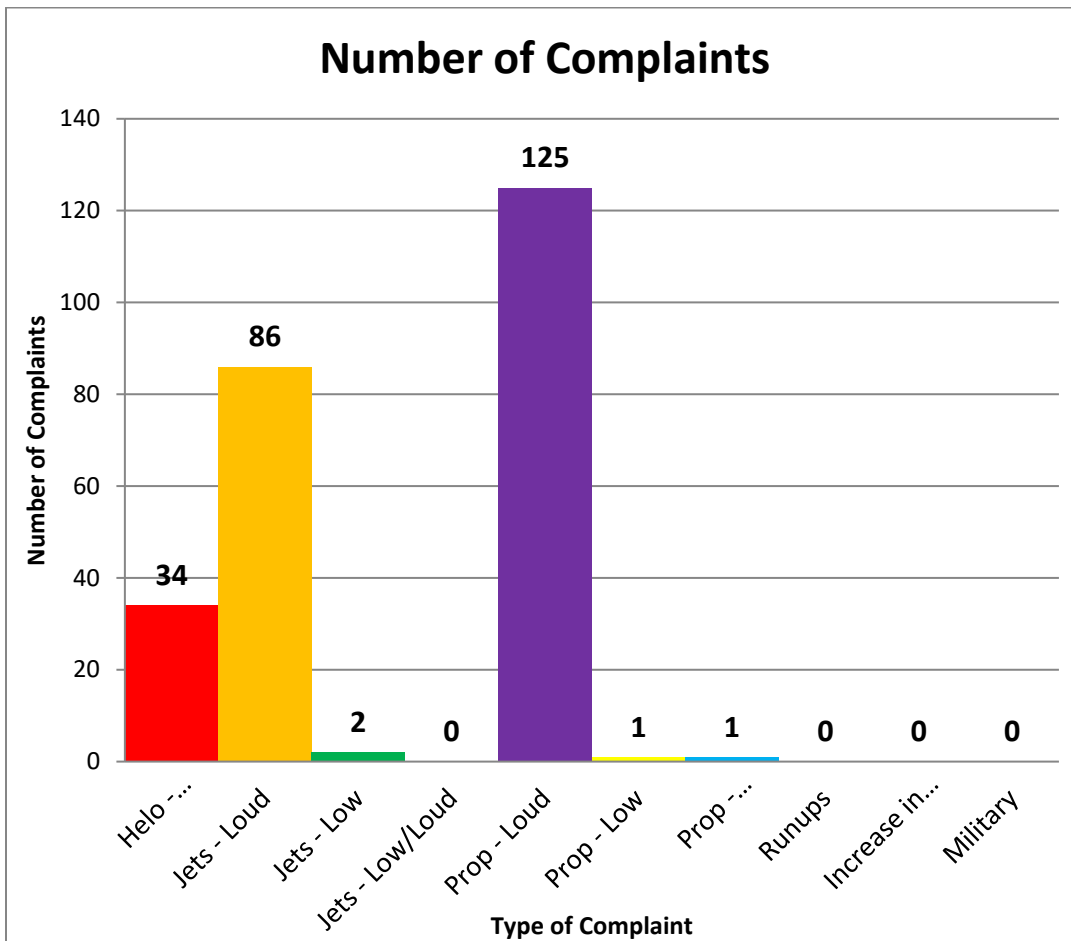
# Runway Mode of Operations – July 2019

Directional use of runways has a major effect on flight patterns and the areas affected by flight operations. Weather and wind direction generally determines runway selection. When the tower is open, the FAA Air Traffic Control Tower determines the directional use of the runways. When possible, the tower will try to keep operations on a northbound flow (takeoffs and landings to the north) for noise abatement.

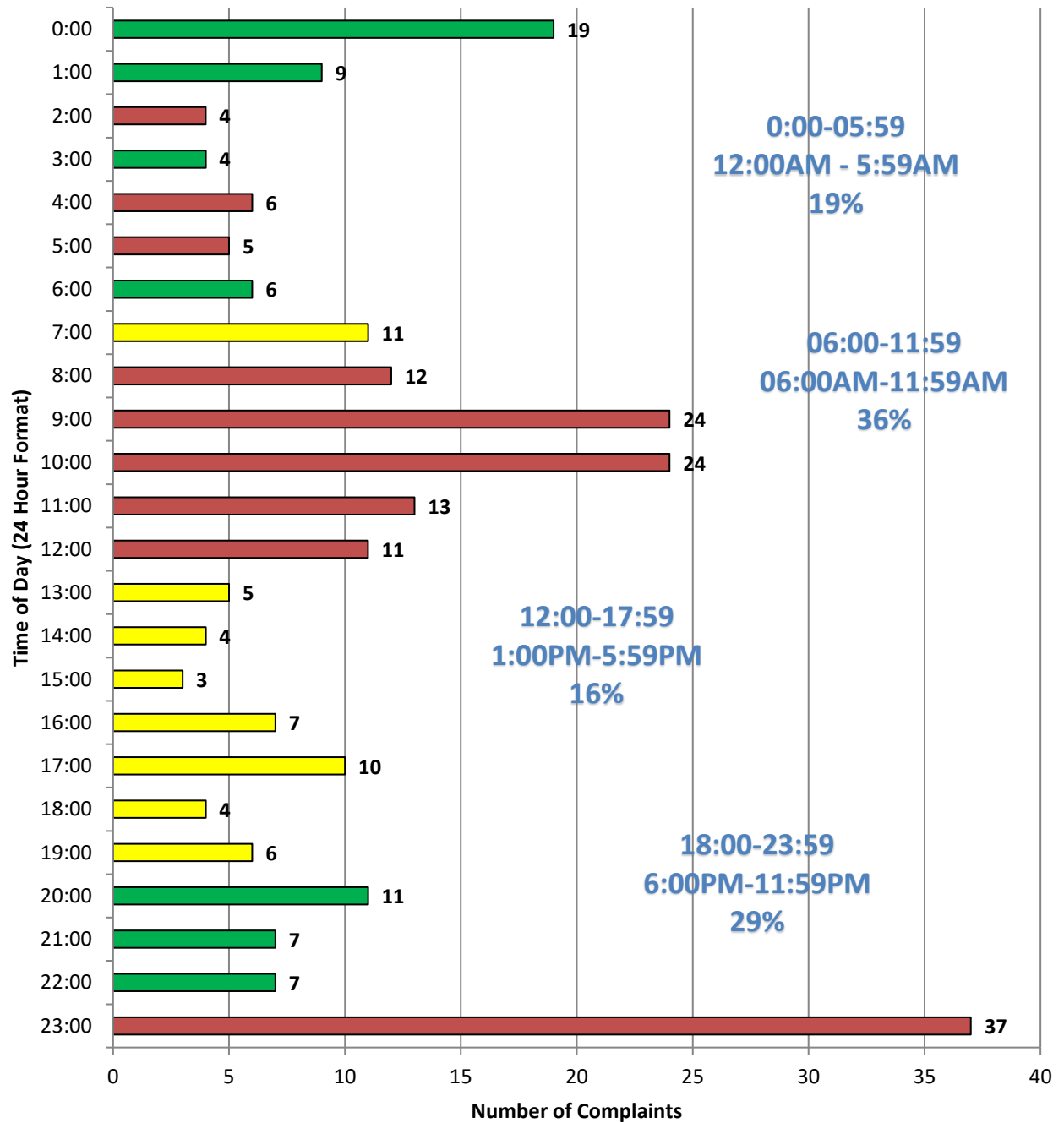


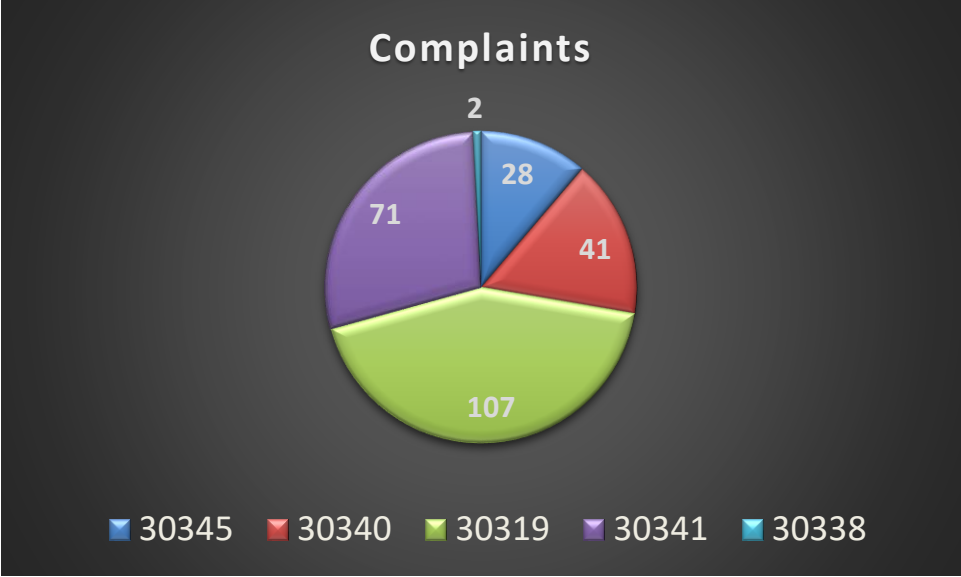
# Noise Disturbance Summary

Total complaints for July 2019	Monthly Complaint Average 2019	July 2019 Complaints per Household <i>(minus top two/Households)</i>	July 2019 Complaints per Household <i>All Inclusive</i>
249	359	6.6	13.8



## Number of Complaints by Hour





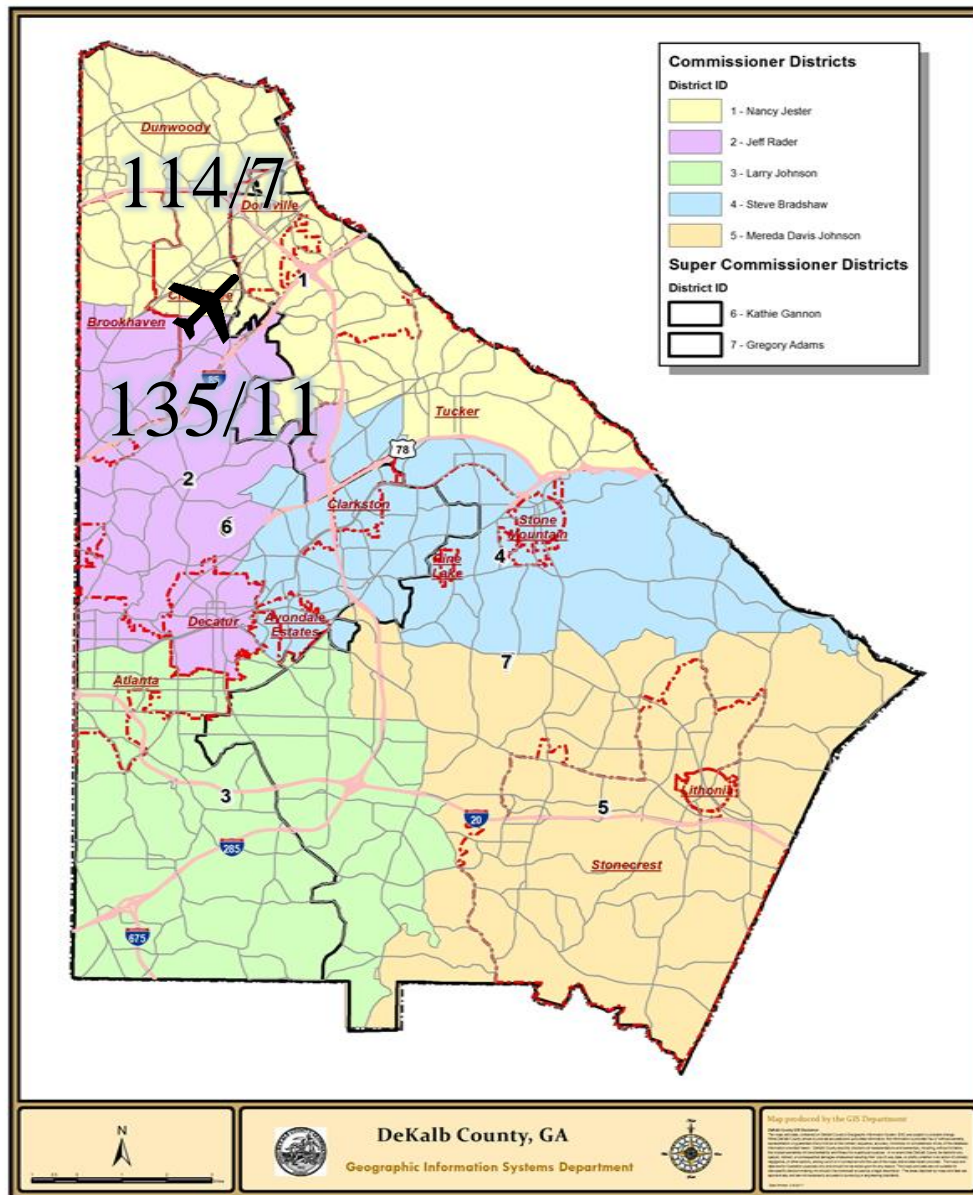
Zip Code Guide		
Zip Code	Community	% of Complaints
30319	Brookhaven	43%
30341	Chamblee - North	29%
30345	Chamblee – South	11%
30340	Doraville	16%
30338	Dunwoody	1%



## Complaints by Caller

Name	Address	City	Zip Code	Complaints
Anon - 1	2486 Skyland Trail NE	Atlanta	30319	78
Terry	2652 Cove Circle NE	Atlanta	30319	24
Schneeberg	2707 Ashford Rd, NE	Atlanta	30319	2
Polsinelli	2016 Drew Valley Rd NE	Chamblee	30319	1
Albert	2644 Camille Dr NE	Atlanta	30319	1
Runestad	2430 Field Way	Brookhaven	30319	1
Lowry	2368 Peeler Rd	Dunwoody	30338	1
Winer	2404 Stonington Rd	Dunwoody	30338	1
Snyder	3439 Allison Dr	Doraville	30340	40
Flynt	Alison Dr.	Doraville	30340	1
Anon - 2	3203 Stratford Arms Dr	Chamblee	30341	65
Yates	1889 9th Street	Chamblee	30341	5
Davidian	1806 Duke Road	Chamblee	30341	1
Philips	2442 Wentworth Dr NE	Atlanta	30345	23
Doyle	2541 Dering Pl NE	Atlanta	30345	2
Silver	2108 Meadowcliff Drive	Atlanta	30345	1
Rogers	2653 Warwick Cir NE	Chamblee	30345	1
Anon -3	2044 Grove Glen Ct	Atlanta	30345	1

# Complaints per Commission District



Total Number of Complaints  
Total Number of Complainants

249/  
18

There were 0 complainant(s) outside of DeKalb County with 0 complaint(s) total.

# Correlation Chart of Noise Complaints to Operations

## Chart Legend:

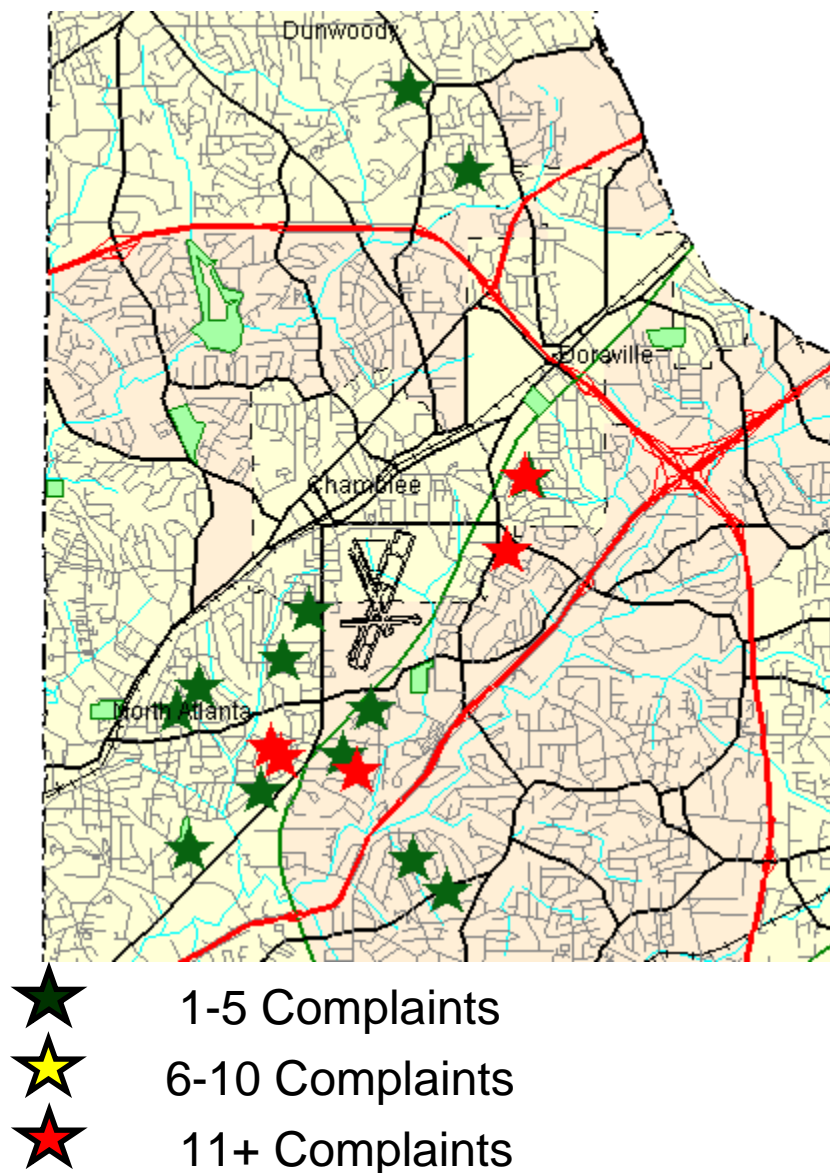
The airport correlated **185 (74.3%)** out of **249** complaints:

- **181 or 72.7%** of the noise complaints were found to be **Direct** correlations
- **4 or 1.60%** were **Indirect** correlations to operations
- **64 or 25.7%** were **Not Correlated**.
- **Direct** = Linked to a **specific flight operation to/from PDK** over a house/monitor (NOMS or manual correlation).
- **Indirect** = **Not linked to a specific flight operation** (take-off thrust, reverse thrust; maintenance run-ups) **OR** flight operation **not originating or terminating at PDK**.
- **Not correlated** = There was no noise event and/or aircraft track based on either NOMS correlation or manual research.

Please contact: *Korey Barnes, Airport Noise and Environmental Analyst*, for more information regarding the PDK Good Neighbor Program at (770) 936-5440 or [kbarnes@dekalbcountyga.gov](mailto:kbarnes@dekalbcountyga.gov).

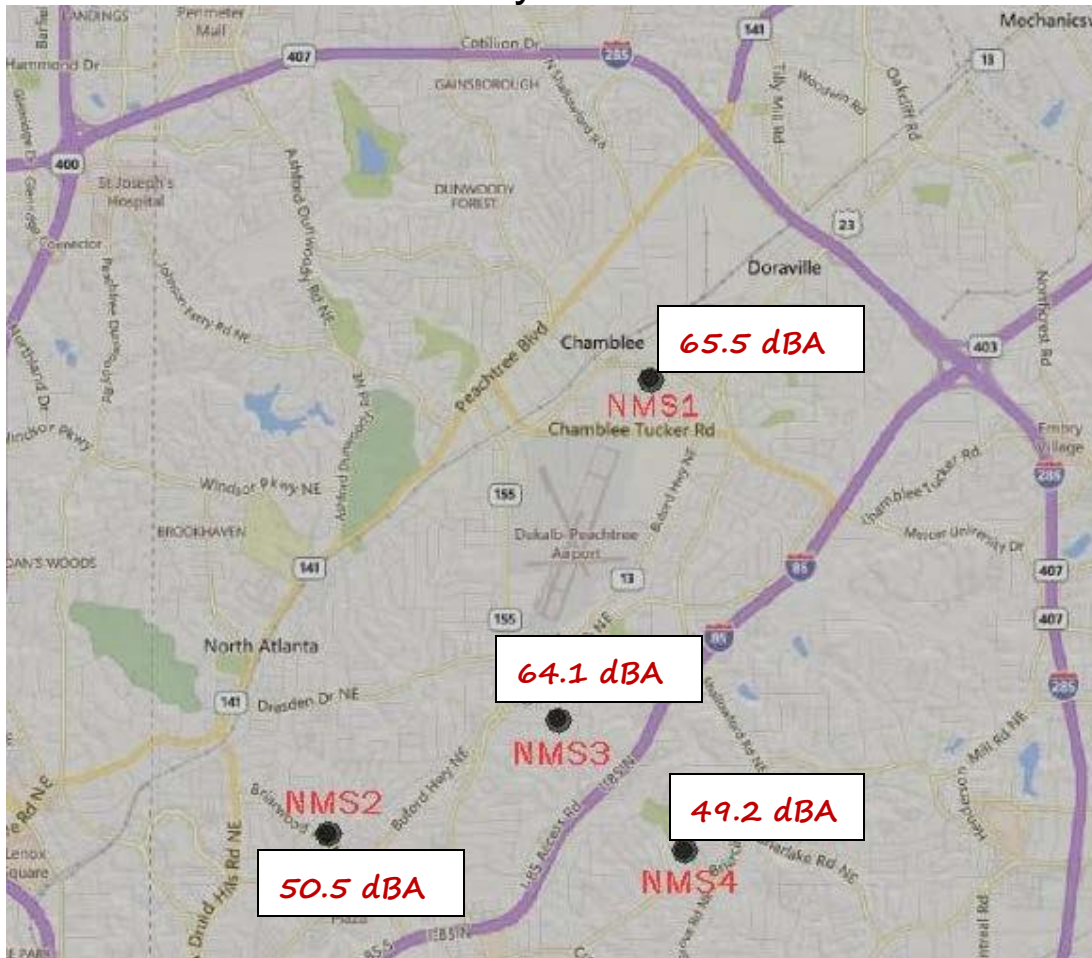
PDK maintains a **hotline** that permits residents to report noise concerns by dialing: **(770) 936-5442** or e-mailing: [pdknoise@dekalbcountyga.gov](mailto:pdknoise@dekalbcountyga.gov).

## Disturbance Location Pin Map – July 2019

**Complainants with Complaints Total** (0 Complainants outside of DeKalb County)

# Monthly Noise Levels at Monitors

## July 2019



### Noise Terminology

- *Decibels (dB) are the unit of measurement on the loudness scale. Decibels that a human can hear are called “A-weighted” or “dBA” on the sound frequency scale.*
- *The decibel scale is logarithmic, not linear. The smallest detectable change 1 dB; 3 dB for a human is readily detectable; 10 dB seems twice as loud.*
- *L<sub>max</sub> – The maximum A-weighted sound level for a given event – the highest level registered on the scale or meter; is not related to the duration for the event.*
- *DNL – A 24-hour time-averaged sound exposure level. It is the noise metric of choice in aircraft sound level measurement. It is also used to define noise contours of equal exposure. All Federal agencies have adopted DNL (LDNA) as the metric for airport noise analysis. (Day Night Level) (Day Night Level A-weighted)*
- *Leq – The steady A-weighted sound level over any specified period. It is used to identify the average sound level over a given period of time.*



# Voluntary Curfew Operations & Operators Summary/Letter Status

## Operations Summary:

The airport identified a total of **333 (94%)** of the **354** operations during the voluntary curfew period (11PM-6AM) during the month of **July 2019**. Of the **333** identified operations, **268 (78.1%)** were classified as **medical transport (e.g., MedEvac) or other critical flights**.

- Out of the *identified* operations, **72 one-time** operations were conducted during this period.
- Out of the *identified* operations, **282 multi-time** operations were conducted during this period, (i.e., sum of all aircraft operations in which an aircraft flew more than once during the voluntary curfew).

## Operators Identified / Multi-Use:

**124** operators were identified using the airport during the voluntary curfew period (does not include unknown aircraft).

**52** operators were identified using the airport during the voluntary curfew period for 2 or more times during the month.

**51** multi-use operators were identified as MedEvac and/or emergency flights.

## Complaints received from operations conducted during the voluntary curfew period:

**249** complaints were received during **July 2019**.

**100** complaints were received for operations conducted during the voluntary curfew period (**including** those complaints that were found to be non-correlated or indirect).

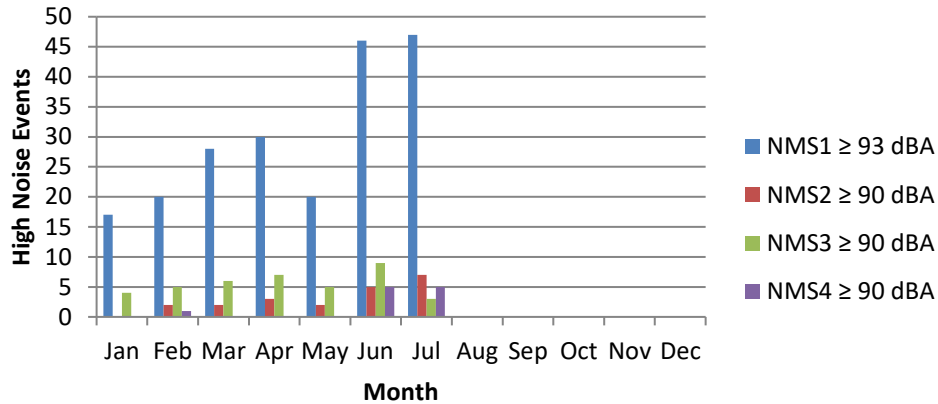
---

---

# High Noise Event Threshold

The high noise event threshold was developed to work with pilots in methods and techniques that could reduce aircraft noise levels in and around PDK and its residential areas. Noise Monitoring Station (NMS) 1 is located in a commercial district and is set at **93 dBA Lmax** or greater. All other monitors, NMS2, 3, & 4 are located in residential areas and are set at **90 dBA Lmax** or greater. .

## High Noise Events 2019



## Comments/Concerns?

Please visit [www.pdkairport.org](http://www.pdkairport.org) for airport information. You may also contact the airport about noise concerns at [pdknoise@dekalbcountyga.gov](mailto:pdknoise@dekalbcountyga.gov) or call the noise hotline at (770) 936-5442.